

RESOLUTION NO. 2017-30087

A RESOLUTION OF THE MAYOR AND CITY COMMISSION OF THE CITY OF MIAMI BEACH, FLORIDA, ADOPTING THE FOURTH AMENDMENT TO THE GENERAL FUND, ENTERPRISE FUND, INTERNAL SERVICE FUND, AND SPECIAL REVENUE FUND BUDGETS FOR FISCAL YEAR (FY) 2016/17.

WHEREAS, the budgets for the General Fund, Enterprise Funds, Internal Service Funds, and Special Revenue Funds for Fiscal Year 2016/17 were approved on September 27, 2016, with the adoption of Resolution No. 2016-29579; and

WHEREAS, the First Amendment to the General Fund, Enterprise Fund, Internal Service Fund, and Special Revenue Fund budgets for Fiscal Year 2016/17 was approved on November 18, 2016, with the adoption of Resolution No. 2016-29654; and

WHEREAS, the Second Amendment to the General Fund, Enterprise Fund, Internal Service Fund, and Special Revenue Fund budgets for Fiscal Year 2016/17 was approved on February 8, 2017, with the adoption of Resolution No. 2017-29745; and


WHEREAS, the Third Amendment to the General Fund, Enterprise Fund, Internal Service Fund, and Special Revenue Fund budgets for Fiscal Year 2016/17 was approved on April 26, 2017, with the adoption of Resolution No. 2017-29830; and

WHEREAS, the Fourth Amendment realigns \$3,194,000 between City departments in the General Fund, as well as appropriates \$889,000 in the Sanitation Enterprise Fund for Hurricane Irma related expenditures as reflected in the attached Exhibit "A."


NOW, THEREFORE, BE IT DULY RESOLVED BY THE MAYOR AND CITY COMMISSION OF THE CITY OF MIAMI BEACH, FLORIDA, that following a duly noticed public hearing on November 13, 2017, the City Commission hereby adopts the Fourth Amendment to the FY 2016/17 General Fund, Enterprise Fund, Internal Service Fund, and Special Revenue Fund budgets as set forth in Exhibit "A."


PASSED and ADOPTED this 13th day of November, 2017.

ATTEST:




Rafael E. Granado, City Clerk





Philip Levine, Mayor

APPROVED AS TO
FORM & LANGUAGE
& FOR EXECUTION


City Attorney
11/8/17

Date

Exhibit "A"

GENERAL FUND	FY 2016/17 Amended Budget	4th Budget Amendment	FY 2016/17 Revised Budget
REVENUES			
Operating Revenues			
Ad Valorem Taxes	\$ 159,950,000		\$ 159,950,000
Ad Valorem Taxes- S Pte Costs	\$ 0		\$ 0
Ad Valorem Cap. Renewal & Replacement	\$ 662,000		\$ 662,000
Ad Valorem Taxes- Normandy Shores	\$ 169,000		\$ 169,000
Other Taxes	\$ 23,732,000		\$ 23,732,000
Licenses and Permits	\$ 30,348,000		\$ 30,348,000
Intergovernmental	\$ 11,439,000		\$ 11,439,000
Charges for Services	\$ 12,174,000		\$ 12,174,000
Fines & Forfeits	\$ 1,799,000		\$ 1,799,000
Rents and Leases	\$ 6,426,000		\$ 6,426,000
Miscellaneous	\$ 12,575,000		\$ 12,575,000
Resort Tax Contribution	\$ 37,609,000		\$ 37,609,000
Other	\$ 20,369,000		\$ 20,369,000
Transfer in from South Pointe RDA	\$ 370,000		\$ 370,000
Transfer in from Proceeds from Segafredo Colony Café Lease	\$ 75,740		\$ 75,740
Fund Balance/ Retained Earnings	\$ 1,825,260		\$ 1,825,260
Total General Fund	\$ 319,523,000	\$ -	\$ 319,523,000
	FY 2016/17 Amended Budget	4th Budget Amendment	FY 2016/17 Revised Budget
APPROPRIATIONS			
Department			
Mayor and Commission	\$ 2,283,000		\$ 2,283,000
City Manager	\$ 3,630,000		\$ 3,630,000
Communications	\$ 1,995,000		\$ 1,995,000
Budget & Performance Improvement	\$ 2,658,000		\$ 2,658,000
Org Dev & Performance Initiative	\$ 629,000		\$ 629,000
Finance	\$ 5,816,000		\$ 5,816,000
Procurement	\$ 2,288,000		\$ 2,288,000
Human Resources/Labor Relations	\$ 2,780,000		\$ 2,780,000
City Clerk	\$ 1,622,000		\$ 1,622,000
City Attorney	\$ 5,370,000		\$ 5,370,000
Housing & Comm. Development	\$ 2,798,000		\$ 2,798,000
Building	\$ 15,083,000		\$ 15,083,000
Environment & Sustainability	\$ 1,223,000		\$ 1,223,000
Code Compliance	\$ 5,947,000		\$ 5,947,000
Planning	\$ 4,306,000		\$ 4,306,000
Tourism, Culture, and Econ. Development	\$ 3,755,740		\$ 3,755,740
Parks & Recreation	\$ 31,934,000	(500,000)	\$ 31,434,000
Public Works	\$ 14,746,000	(494,000)	\$ 14,252,000
Capital Improvement Projects	\$ 5,051,000		\$ 5,051,000
Police	\$ 104,401,000	1,040,000	\$ 105,441,000
Fire	\$ 71,938,000	303,000	\$ 72,241,000
Emergency Management	\$ 10,370,000	1,851,000	\$ 12,221,000
Citywide Accounts-Other	\$ 13,867,260	(2,200,000)	\$ 11,667,260
Citywide Accounts-Operating Contingency	\$ 1,318,000		\$ 1,318,000
Citywide Accounts-Normandy Shores	\$ 257,000		\$ 257,000
Subtotal General Fund	\$ 316,066,000	\$ -	\$ 316,066,000
TRANSFERS			
Capital Renewal & Replacement	\$ 662,000		\$ 662,000
Capital Investment Upkeep Account	\$ 0		\$ 0
Info & Comm Technology Fund	\$ 395,000		\$ 395,000
Pay-As-You-Go Capital Fund	\$ 2,400,000		\$ 2,400,000
Capital Reserve Fund	\$ 0		\$ 0
Building Reserve	\$ 0		\$ 0
Subtotal Transfers	\$ 3,457,000	\$ -	\$ 3,457,000
Total General Fund	\$ 319,523,000	\$ -	\$ 319,523,000

Exhibit "A"

ENTERPRISE FUNDS	FY 2016/17 Amended Budget	4th Budget Amendment	FY 2016/17 Revised Budget
REVENUE/APPROPRIATIONS			
Convention Center	\$ 17,029,389		\$ 17,029,389
Parking	\$ 61,368,000		\$ 61,368,000
Sanitation	\$ 20,886,000	889,000	\$ 21,775,000
Sewer Operations	\$ 55,372,000		\$ 55,372,000
Stormwater Operations	\$ 28,532,000		\$ 28,532,000
Water Operations	\$ 35,215,000		\$ 35,215,000
Total Enterprise Funds	\$ 218,402,389	\$ 889,000	\$ 219,291,389

INTERNAL SERVICE FUNDS	FY 2016/17 Amended Budget	4th Budget Amendment	FY 2016/17 Revised Budget
REVENUE/APPROPRIATIONS			
Central Services	\$ 1,015,000		\$ 1,015,000
Fleet Management	\$ 9,597,000		\$ 9,597,000
Information Technology	\$ 17,030,000		\$ 17,030,000
Property Management	\$ 8,409,000		\$ 8,409,000
Risk Management	\$ 17,585,000		\$ 17,585,000
Medical and Dental Insurance	\$ 30,532,000		\$ 30,532,000
Total Internal Service Funds	\$ 84,168,000	\$ -	\$ 84,168,000

SPECIAL REVENUE FUNDS	FY 2016/17 Amended Budget	4th Budget Amendment	FY 2016/17 Revised Budget
REVENUE/APPROPRIATIONS			
Resort Tax	\$ 89,542,000		\$ 89,542,000
Transportation	\$ 11,445,000		\$ 11,445,000
People's Transportation Plan	\$ 3,808,000		\$ 3,808,000
7th Street Garage	\$ 2,320,000		\$ 2,320,000
5th & Alton Garage	\$ 771,000		\$ 771,000
Art In Public Places	\$ 473,000		\$ 473,000
Tourism and Hospitality Scholarship Prgm	\$ 184,000		\$ 184,000
Information and Communication Tech	\$ 803,000		\$ 803,000
Education Compact	\$ 395,000		\$ 395,000
Sustainability & Waste Haulers Add Serv	\$ 475,000		\$ 475,000
Residential Housing	\$ 771,000		\$ 771,000
Red Light Camera	\$ 1,516,000		\$ 1,516,000
E-911 Fund	\$ 351,000		\$ 351,000
Cultural Arts Council	\$ 2,029,000		\$ 2,029,000
Normandy Shores	\$ 257,000		\$ 257,000
Tree Preservation	\$ 223,000		\$ 223,000
Commemorative Tree	\$ 10,000		\$ 10,000
Police Confiscation - Federal	\$ 313,000		\$ 313,000
Police Confiscation - State	\$ 299,000		\$ 299,000
Police Special Revenue	\$ 105,000		\$ 105,000
Police Training	\$ 30,000		\$ 30,000
Total Special Revenue Funds	\$ 116,120,000	\$ -	\$ 116,120,000