DIGITAL SIGNATURES ACCEPTANCE

On the plan below, it shows the image of a digital signature and the seal. Clicking on the icon, shows nothing below signatures. This means this is not an digital signature and <u>an affidavit is required</u>.



On the plan below, the signature is correct. under signatures, you will see an icon like this one, green or blue. . In this case, no affidavit is necessary.

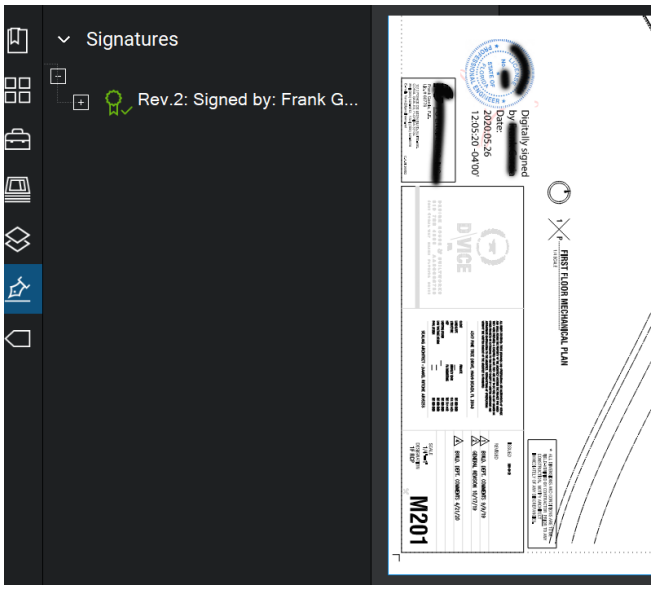

If anybody has seen the same plan before and made any changes, like rotating the image, the icon will change color to , meaning somebody altered the document, or the signature is invalid.

Do not rotate or add even a space, just verify the signature and that all pages are included and close the file without saving, leaving it as received.

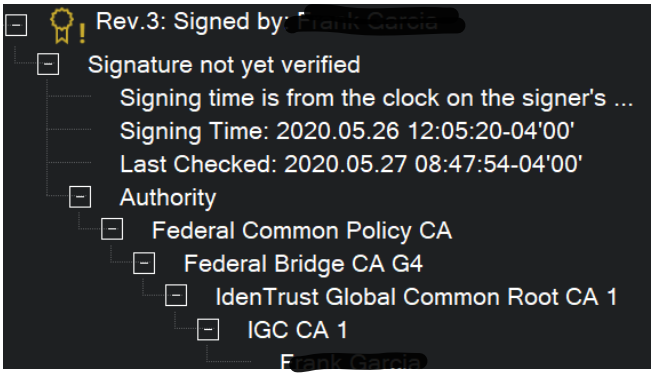

In this example, the the Certificate Authority cannot certify the author's name

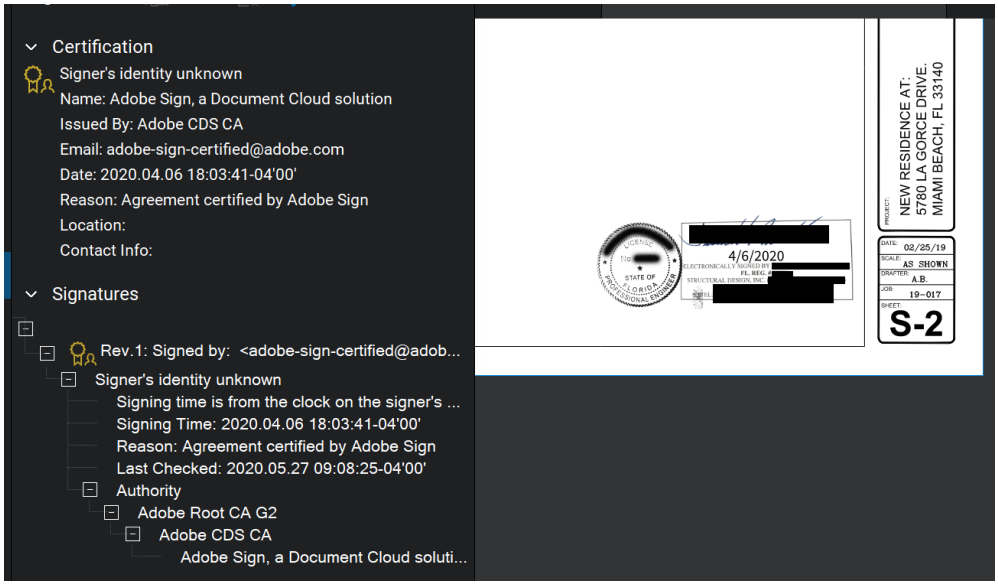

This is an example of invalid signature, created by the user. When expanding the certificate icon it shows the authority is the person signing. This signature is not verified by a valid CA and invalid.

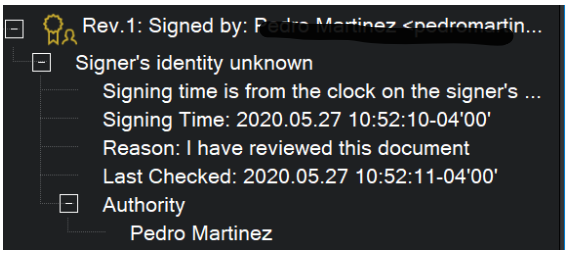



Another example of self-certified signature, invalid.

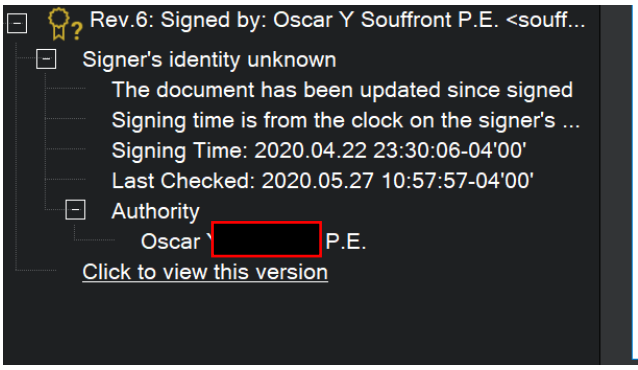



For now, a signature affidavit can be accepted. With these drawings.

To verify the certificate, verify the signing professional is the same person in the plans and verify the seal and signature appear in the square provided in the form.