ADOPTED FY 2021-2025 CAPITAL IMPROVEMENT PLAN & FY 2021 CAPITAL BUDGET

MIAMIBEACH

Miami Beach Redevelopment Agency, Florida

MIAMIBEACH

THE MIAMI BEACH VISION

The Miami Beach Strategic Plan Through the Lens of Resilience was inspired by the four resilience dimensions created by the Rockefeller Foundation which led the planning of Resilient305. Rather than delivering services in the same way governments have in the past and putting energy and funding from one emergency to another, the City must be planning for a resilient future.

The purpose of strategic planning is to define the City's goals and to work together in achieving them. The true spirit of resilience planning comes with goals of reducing risk as well as creating co-benefits that improve resident and visitor quality of life. Through this, this City will become ready to not only bounce back in the face of shocks and stresses to survive, but to bounce forward and to actually thrive.

Since the adoption of Miami Beach's Strategic Plan through the Lens of Resilience over a year ago, the city has worked towards our vision, tracking progress. Progress reports were issued in October of 2019 and February of 2020 and strategic planning Commission Retreats were held in January and March of 2020. In January of this year, the Miami Beach Community Survey dashboard was launched, which gives elected officials and staff an easy way to view and analyze citywide survey results of Miami Beach viewpoints. As we continue to review and discuss the progress of each Strategic Plan action item, the ongoing response and recovery from the COVID-19 pandemic remains priority #1.

Since March 2020, the city has remained in a state of emergency due to the COVID-19 pandemic. As a result, there are some Strategic Plan action items that have been paused or have had to be re-evaluated. That said, Miami Beach's Strategic Plan is designed to be adaptable. Although priorities have shifted, it is still our guiding document.

GOVERNMENT FINANCE OFFICERS ASSOCIATION

Distinguished Budget Presentation Award

PRESENTED TO

City of Miami Beach

Florida

For the Fiscal Year Beginning

October 1, 2019

Christopher P. Morrill

Executive Director

CITY OF MIAMI BEACH

MAYOR
Dan Gelber

COMMISSIONERS
David Richardson
Mark Samuelian
Michael Góngora
Micky Steinberg
Ricky Arriola
Steven Meiner

ADMINISTRATION

CITY MANAGER
Jimmy L. Morales

ASSISTANT CITY MANAGER
Eric Carpenter

ASSISTANT CITY MANAGER
Mark Taxis

ASSISTANT CITY MANAGER
Alina Hudak

CHIEF FINANCIAL OFFICER
John Woodruff

OFFICE OF MANAGEMENT & BUDGET DIRECTOR
Tameka Otto Stewart

BUDGET OFFICER
Richard Ajami

SENIOR MANAGEMENT & BUDGET ANALYST
Ayanna DaCosta-Earle

CAPITAL IMPROVEMENT PROGRAM DIRECTOR
David Martinez

PUBLIC WORKS DIRECTOR
Roy Coley

DEPUTY FINANCE DIRECTOR
Allison Williams

FINANCIAL ANALYST III
Krystal Dobbins

Building Resilience through the Budget Team

CHAIR

Tameka Otto Stewart	Director, Office of Management & Budget

MEMBERS

Adrian Morales	Director, Property Management
Amy Knowles	Chief Resiliency Officer
Elizabeth Wheaton	Director, Environment & Sustainability
Ines Mato	Sr. Management Consultant
Maria Cerna	Division Director, CIP
Maria Hernandez	Director, G.O. Bond Program

Budget Advisory Committee

CHAIR

Ronald Starkman

MEMBERS

Carl Linder
John Bowes
Jonathan Beloff
Marc Gidney
Mojdeh Khagan
Steve Zuckerman
Terri Echarte

MIAMIBEACH

Table of Contents

ORGANIZATION OF DOCUMENT 1

INTRODUCTION AND OVERVIEW 3

CAPITAL IMPROVEMENT PLAN 25

CAPITAL IMPROVEMENT PLAN BY PROGRAM 33

CAPITAL IMPROVEMENT PLAN BY FUNDING 55

PROGRAM AREAS

ART IN PUBLIC PLACES
AIPP FIRE STATION 2 87
AIPP FLAMINGO PARK PROJECT 88
AIPP LUMMUS PARK PROJECT 89
AIPP MB CONVENTION 90

BRIDGES
41ST STREET BRIDGES REPAIR 91
81ST STREET PEDESTRIAN BRIDGE 92
ALLISON BRIDGE RAILING PROJECT 93
BRIDGE REPAIRS FY19 94
CITYWIDE BRIDGES 95
INDIAN CREEK PEDESTRIAN BRIDGE 96
PAINTING & LIGHTING OF BRIDGES 97
WEST AVE BDG OVER COLLINS CANAL 98

CONVENTION CENTER
CONVENTION CENTER - CARL FISHER 101
CONVENTION CENTER GARAGE EQUIPMENT 102
CONVENTION CENTER PARK 103
CONVENTION CENTER RENOVATION 104

ENVIRONMENTAL
BAYWALK 10TH TO 12TH STREET 107
BAYWALK PHASE 2 108
FLEET MGMT FACILITY REMEDIATION 109
GO#25: WATERWAY RESTORATION 110
LAKE PANCOAST MANGROVE PLANTER 111
MAURICE GIBB SOIL REMEDIATION 112
MIDDLE BEACH REC. CORRIDOR PH III 113
WATERWAY RESTORATION 114

EQUIPMENT
BLDG DEV PROCESS ENTERPRISE SYSTEM 115
COLONY THEATER-SOUND AND VIDEO 116
CONVENTION CENTER FOOD & BEVERAGE FF&E 117
ENT. SHAREPOINT IMPLEMENTATION 118

EQUIPMENT CONT'D
ENTERTAINMENT DISTRICT CAMERAS 119
EXPANSION OF CITYWIDE SURVEILLANCE 120
FIRE STATION 3 EMERGENCY GENERATOR 121
FIRE STATION 4 SECURITY ENHANCEMENT 122
FLEET MGMT-GENERATOR TRANSFER SWITCH 123
FY16 VEHICLE EQUIPMENT REPLACEMENT 124
FY18 VEHICLE/EQUIPMENT REPLACEMENT 125
FY19 VEHICLE/EQUIPMENT REPLACEMENT 126
FY20 VEHICLE/EQUIPMENT REPLACEMENT 127
FY21 VEHICLE/EQUIPMENT REPLACEMENT 128
FY22 VEHICLE/EQUIPMENT REPLACEMENT 129
FY23 VEHICLE/EQUIPMENT REPLACEMENT 130
FY24 VEHICLE/EQUIPMENT REPLACEMENT 131
FY25 VEHICLE/EQUIPMENT REPLACEMENT 132
GO#47: LICENSE PLATE READERS 133
GO#49: PUBLIC SAFETY RADIO SYSTEM 134
GO#50: CAMERAS- BUSINESS DISTRICT 135
GO#56: CAMERAS- BEACHWALK 136
GO#57: CAMERAS- ENTERTAINMENT DISTRICT 137
MBPD CAMERA SYSTEM UPGRADES 138
MBPD OFF-DUTY EMPLOYMENT SOFTWARE 139
MUNIS/ENERGOV/ERP PROGRAMS 140
OCEAN RESCUE 79TH SUB HEADQUARTERS 141
POLICE STATION NEW GENERATOR 142
PROPERTY MGMT FACILITY GENERATOR 143
SECURITY CAMERAS ON BEACHWALK 23-46 144
SMART BUILDING AUTOMATION SYSTEM 145
UPDATED AUTOMATION OF CLEANLINESS 146

GENERAL PUBLIC BUILDINGS
BASS MUSEUM PARK CAFÉ FURNITURE 147
BASS MUSEUM SPACE EXPANSION 148
BAYSHORE GREEN WASTE FACILITY 149
GO#28: ART DECO MUSEUM 150
GO#45: FIRE STATION #1 151
GO#46: OCEAN RESCUE NOBE FACILITY 152
GO#51: FIRE STATION #3 153
GO#54: MARINE PATROL FACILITY 154
GREENSPACE FACILITY RENOVATION 155
NORTH BEACH YARD 156
NORTH SHORE BANDSHELL CANOPY 157
NORTH SHORE BANDSHELL REAR CANOPY 158
NORTH SHORE BANDSHELL REAR SEATING 159
NSPYC EXTERIOR CAFE AND RESTROOMS 160
OUTDOOR TRAINING FACILITY (FIRE) 161
PUBLIC WORKS FACILITY-PUMP STATION 162
SECOND FLOOR RENOVATION-BUILDING DEPT 163
SUNSET ISLANDS 1&2 GUARDHOUSE 164

GOLF COURSES

COMMUNITY PARK (PAR 3) RENOVATIONS 165
MB GOLF CLUB DRIVING RANGE LIGHTING 166
MB GOLF CLUB DRIVING RANGE NETTING 167
MB GOLF CLUB KITCHEN FLOOR REPLACEMENT 168
MB GOLF CLUB REEL GRINDERS REPLACEMENT 169
MB GOLF CLUBHOUSE CARPET REPLACEMENT 170
MB GOLF CLUBHOUSE PAINTING 171
MB GOLF COURSE IRRIGATION PUMP 172
MB GOLF COURSE STORAGE TANK 173
MB GOLF COURSE PRACTICE TEE RENOVATION 174
MIAMI BEACH GOLF CLUBHOUSE ROOF 175
MIAMI BEACH GOLF COURSE RENOVATION 176
NORMANDY SHORES GOLF CLUB-CLUBHOUSE ROOF 177
NORMANDY SHORES GOLF CLUB HOUSE CARPET 178
NORMANDY SHORES GOLF CLUB PUMPS 179
NORMANDY SHORES GOLF CLUB TEE RENOVATION 180

MONUMENTS

ALTON ROAD FOUNTAIN AT 20TH STREET 181
FLAGLER MONUMENT SOLAR ILLUMINATION 182
MBPD CUBAN MONUMENT RESTORATION 183
WATER TOWER RESTORATION STAR ISLAND 184
WORLD WAR MEMORIAL 185

PARKING

BISCAYNE BEACH ADDITIONAL PARKING 187

PARKING GARAGES

12TH STREET GARAGE- INT. FLOOR DRAINAGE 189
12TH STREET GARAGE-STAIRWELL DOOR 190
12TH STREET GARAGE-ELEVATOR REPLACEMENT 191
12TH STREET GARAGE-STAIRWELL RAILING 192
12TH STREET GARAGE ROOF AND DECK 193
12TH STREET GARAGE-DOMESTIC WATER 194
12TH STREET GARAGE-ROOF RENEWAL 195
12TH STREET OVERHEAD GATE RENEWAL 196
13TH STREET GARAGE FIRE ALARM 197
13TH STREET GARA -PARKING SIGN RENEWAL 198
13TH STREET GARAGE-STAIRWELL RAILING 199
13TH STREET GARAGE-WINDOW/GLASS BLOCK 200
13TH STREET GARAGE - WATER SYSTEM 201
13TH STREET GARAGE LIGHTING (LED) 202
13TH STREET GARAGE NEON RENEWAL 203
13TH STREET GARAGE-40YR CERTIFICATION 204
13TH STREET PARKING GARAGE COATING 205
13TH STREET PARKING GARAGE ELEVATOR 206
16TH STREET GARAGE-EXTERIOR RENEWAL 207
16TH STREET GARAGE-WATER DISTRIBUTION 208
16TH STREET GARAGE-JOINT REPLACEMENT 209

PARKING GARAGES CONT'D

16TH STREET CANVAS AWNING RENEWAL 210
16TH STREET GARAGE (ANCHOR) - PAINT 211
16TH STREET GARAGE FIRE SPRINKLER 212
16TH STREET GARAGE HVAC RENEWAL 213
16TH STREET GARAGE ROOF AND DECK 214
16TH STREET GARAGE STAIRWAYS 215
16TH STREET GARAGE-GENERATOR 216
16TH STREET GARAGE-OFFICE/RESTROOM 217
16TH STREET GARAGE-ROOF TOP RENEWAL 218
17 STREET GARAGE-GENERATOR REPLACEMENT 219
17 STREET GARAGE-STORAGE SPACE RENOVATION 220
1755 GARAGE FIRE PUMP REPLACEMENT 221
1755 GARAGE GENERATOR 222
1755 MERIDIAN GARAGE ELEVATOR 223
1755 MERIDIAN GARAGE FLOOR DRAINAGE 224
1755 MERIDIAN GARAGE LED LIGHTING 225
1755 MERIDIAN GARAGE OFFICE ROOF 226
1755 MERIDIAN GARAGE ROOF AND DECK 227
1755 MERIDIAN GARAGE FIRE SPRINKLER 228
17TH STREET GARAGE 40YR RECERTIFICATION 229
17TH STREET GARAGE WATER DISTRIBUTION 230
17TH STREET GARAGE INT. FLOOR DRAINAGE 231
17TH STREET PARKING GARAGE MAINTENANCE 232
17TH STREET GARAGE-ELECTRICAL FEEDER 233
17TH STREET GARAGE - 1ST FL OFFICE 234
17TH STREET GARAGE-EXTERIOR COATING 235
17TH STREET GARAGE-ROOFING REPAIRS 236
17TH STREET PARKING GARAGE COATING 237
17TH STREET PARKING GARAGE ELEVATOR 238
42ND STREET GARAGE-STAIRWELL WATERPROOFING 239
42ND STREET GARAGE ELEVATOR REPLACEMENT 240
42ND STREET GARAGE- INTERIOR DRAINAGE 241
42ND STREET GARAGE- WATER DISTRIBUTION 242
42ND STREET GARAGE FIRE ALARM SYSTEM 243
42ND STREET GARAGE-50YR CERTIFICATION 244
42ND STREET GARAGE-STAIRWELL RAILING 245
42ND STREET PARKING GARAGE MAINTENANCE 246
42ND STREET GARAGE FALL PROTECTION 247
42ND STREET GARAGE-DISPATCH AREA 248
42ND STREET GARAGE-FIRE SPRINKLER 249
42ND STREET GARAGE-GENERATOR 250
7TH STREET GARAGE-SUPERSTRUCTURE RENEWAL 251
72ND STREET COMMUNITY COMPLEX 252
7TH STREET GARAGE SURFACE RESTORATION 253
7TH STREET GARAGE-FIRE SPRINKLER & PUMP 254
7TH STREET GARAGE-TRAFFIC COATING 255
7TH STREET GARAGE-ENTRANCE FLOOD CONTROL 256
7TH STREET GARAGE FIRE ALARM SYSTEM 257
7TH STREET GARAGE UPGRADE LIGHTING 258
7TH STREET GARAGE-DOOR REPLACEMENT 259

PARKING GARAGES CONT'D

7TH STREET GARAGE-ELEVATOR 260
7TH STREET GARAGE-INTERIOR DRAINAGE 261
7TH STREET GARAGE-LANDSCAPING 262
7TH STREET GARAGE-OFFICE/RESTROOM 263
7TH STREET GARAGE-ROOFING REPAIRS 264
7TH STREET GARAGE-STAIRWELL RAILING 265
7TH STREET PARKING GARAGE ROOF TOP 266
ANCHOR - INTERIOR FLOOR DRAINAGE 267
ANCHOR GARAGE ELEVATOR REPLACEMENT 268
COLLINS PARK PARKING GARAGE 269
GARAGE SECURITY CAMERA SYSTEM 270
GARAGE-LICENSE PLATE RECOGNITION 271
MB POLICE GARAGE CONCRETE SPALLING 272
PARKING GARAGE AT 1262 COLLINS AVE 273
PENN GARAGE - NEW LIGHTING DISPLAY 274
PENN GARAGE-DOMESTIC WATER DISTRIBUTION 275
PENN GARAGE-ELEVATOR RENEWAL 276
PENN GARAGE-FIRE ALARM SYSTEM 277
PENN GARAGE-FIRE PUMP REPLACEMENT 278
PENN GARAGE-FIRE SPRINKLER RENEWAL 279
PENN GARAGE-GENERATOR RENEWAL 280
PENN GARAGE-HVAC RENEWAL 281
PENN GARAGE-INT.SURFACE RESTORATION 282
PENN GARAGE-ROOFTOP-STAIRS ELEVATOR 283
PENN GARAGE-TRAFFIC COATING-RETAIL 284
PENN GARAGE-SEALING OF SUPERSTRUCTURE 285
RECONFIGURATION OF SANITATION AREA 286
SUNSET HARBOUR GARAGE ELEVATOR 287
SUNSET HARBOUR GARAGE GENERATOR 288
SUNSET HARBOUR GARAGE LED LIGHTING 289
SUNSET HARBOUR GARAGE SCREENING 290
SUNSET HARBOUR GARAGE SEALING 291
SUNSET HARBOUR GARAGE-FIRE ALARM 292
SUNSET HARBOUR GARAGE-ROOFTOP 293
SUNSET HARBOUR GARAGE SPRINKLER 294
SUNSET HARBOUR GARAGE-TRAFFIC COATING 295

PARKING LOTS

CITYWIDE PARKING LOTS IMPROVEMENTS 297
FLEET MANAGEMENT PARKING LOT 298
LOT 9D P86-6976 INDIAN CREEK DRIVE 299
P14 6TH STREET& COLLINS PARKING LOT 300
PENRODS AT 1 OCEAN DRIVE PARKING LOT 301
SURFACE LOT AT BISCAYNE BEACH 302
SURFACE LOT P48 BASS MUSEUM LOT 303

PARKS

ALLISON PARK PLAYGROUND REPLACEMENT 305
ALLISON PARK REDESIGN 306

PARKS CONT'D

ALTOS DEL MAR PARK 307
BAND SHELL MASTER PLAN 308
BATTING CAGES AT NORTH SHORE PARK 309
BEACHVIEW PK PLAYGROUND REPLACEMENT 310
BEACHWALK TREE WELLS 14-22 STREET 311
BELLE ISLE PARK BERMUDA GRASS 312
BELLE ISLE PARK PLAYGROUND 313
BELLE ISLE PARK PLAYGROUND REPLACEMENT 314
BISCAYNE ELEM SHARED FIELD LIGHTING 315
BRITTANY BAY PARK 316
BUOY PARK REFORESTATION IMPROVEMENT 317
CITYWIDE FITNESS COURSE REPLACEMENT 318
CITYWIDE PARKS COURT REPAIRS 319
CITYWIDE PARKS IRRIGATION SYSTEM 320
CITYWIDE PARKS LANDSCAPING IMPROVEMENT 321
CMB SKATEPARK 322
COLLINS PARK PERFORMING ARTS VENUE 323
COLLINS PARK LIGHTING SOUND SYSTEM 324
CRESPI PARK LIGHTING & MICRO SOCCER 325
CRESPI PARK PLAYGROUND REPLACEMENT 326
FAIRWAY PARK IMPROVEMENTS 327
FLAMINGO PARK 328
FLAMINGO PARK BASEBALL OUTFIELD NET 330
FLAMINGO PARK SOCCER FIELD TURF 331
FLAMINGO PARK TENNIS CENTER COURTS 332
FLAMINGO PK FOOTBALL FENCE 333
FLAMINGO PK FOOTBALL STADIUM TURF 334
FLAMINGO PK PLAYGROUND REPLACEMENT 335
GO#1: 72 STREET COMMUNITY COMPLEX 336
GO#10: MAURICE GIBB PARK 337
GO#11: MUSS PARK 338
GO#12: NOBE OCEANSIDE PARK BEACHWLK 339
GO#13: NORTH SHORE PARK & YOUTH CENTER 340
GO#14: PALM ISLAND PARK 341
GO#15: PAR 3 / BAYSHORE PARK 342
GO#16: PINETREE PARK 343
GO#17: POLO PARK 344
GO#18: SCOTT RAKOW YOUTH CENTER 345
GO#19: SOUNDSCAPE PARK 346
GO#2: COLLINS PARK 347
GO#20: SOUTH POINTE PARK 348
GO#21: STILLWATER PARK 349
GO#22: TATUM PARK 350
GO#23: BAYWLK PEDESTRIAN BRIDGE 351
GO#24: MIDDLE BEACH BEACHWALK PH3 352
GO#27: LOG CABIN 353
GO#29: WEST LOTS 354
GO#3: CRESPI PARK 355
GO#30: SKATE PARK 356
GO#4: FAIRWAY PARK 357

PARKS CONT'D

GO#5: FLAMINGO PARK & YOUTH CENTER 358
GO#6: FISHER PARK 359
GO#7: LA GORCE PARK 360
GO#8: LUMMUS PARK 361
GO#9: MARJORY STONEMAN DOUGLAS PARK 362
INDIAN BCH PK PLAYGROUND EXPANSION 363
KAYAK LAUNCH DOCKS 364
LIFEGUARD STAND REPLACEMENTS 365
LUMMUS PARK MUSCLE BEACH UPGRADE 366
LUMMUS PARK PLAYGROUND REPLACEMENT 367
MAURICE GIBB PARK FLOATING DOCK 368
MAURICE GIBB PARK REDESIGN 369
MUSS PARK FACILITY 370
MUSS PARK PLAYGROUND REPLACEMENT 371
NORMANDY ISLE PARK PLAYGROUND 372
NORMANDY ISLE PARK TURF INSTALLATION 373
NORMANDY SHORES PK FITNESS CIRCUIT 374
NORTH BEACH OCEANSIDE PARK 375
NORTH BEACH OCEANSIDE PK SECURITY 376
NSPYC KITCHEN & CABINETRY ADDITION 377
NSPYC SAFETY IMPROVEMENTS - FRONT DESK AREA 378
PARK VIEW ISLAND 379
PARK VIEW ISLAND ANNEX - DOG PARK 380
PARKVIEW ISLAND PK PLAYGROUND REPLACEMENT 381
POCKET PARK AT 20TH STREET & SUNSET DRIVE 382
POLO PARK LIGHTING & SOCCER FIELD 383
POLO PARK PLAYGROUND REPLACEMENT 384
S. POINTE PK-FISHING PIER RAILING REPLACEMENT 385
SCOTT RAKOW PLAYGROUND 386
SECURITY AUDIO SYSTEM FOR ALL POOLS 387
SHARED PATH ON PARKVIEW ISLAND PARK 388
SOUNDSCAPE AUDIO IMPROVEMENTS 389
SOUTH POINTE PARK IMPROVEMENTS 390
SOUTH POINTE PARK LIGHTING 391
SOUTH POINTE PARK REMEDIATION 392
SRYC - RECEPTION & BOWLING AREA 393
STILLWATER PARK LIGHTING & SOCCER 394
STILLWATER PLAYGROUND REPLACEMENT 395
SUPER BOWL ENHANCEMENTS LUMMUS PK 396
WEST LOTS 85-86 STREET CONVERSION 397

RENEWAL & REPLACEMENT

10TH STREET AUDITORIUM COATING OF ROOF 399
10TH STREET AUDITORIUM HEAT PUMP RENEWAL 400
10TH STREET AUDITORIUM LED UPGRADE 401
10TH STREET AUDITORIUM-LOUVER 402
10TH STREET AUDIT. ENTRANCE DRAINAGE 403
12TH STREET PARKING LIGHTING (LED) 404
1701 MERIDIAN AVE 50 YEAR RECERTIFICATION 405
1755 MERIDIAN AVE OFFICE SECURITY 406

RENEWAL & REPLACEMENT CONT'D

1755 MERIDIAN-CHILLER REPLACEMENT 407
1755 ROOF REPLACEMENT 408
28TH STREET OBELISK STABILIZATION 409
41ST STREET FOUNTAIN RESTORATION 410
7TH STREET GARAGE UPS BATTERY SYSTEM 411
71ST STREET WELCOME SIGN RENOVATION 412
777 BUILDING HVAC 4TH FLOOR 413
777 FIRE PREVENTION FLOORING RENEWAL 414
777 FOUNTAIN/ COURTYARD RENOVATIONS 415
ANCHOR GARAGE - FIRE ALARM REPLACEMENT 416
ANCHOR GARAGE - STAIRWELL DOORS 417
BASS MUSEUM - FIRE PUMP REPLACEMENT 418
BASS MUSEUM - FREIGHT ELEVATOR 419
BASS MUSEUM - ROOF REPLACEMENT 420
BASS MUSEUM CONDENSER WATER PUMPS 421
BASS MUSEUM EMERGENCY GENERATOR 422
BASS MUSEUM EXTERIOR WALL REPAIRS 423
BASS MUSEUM GENERATOR 424
BASS MUSEUM HYDRAULIC ELEVATOR 425
BASS MUSEUM WINDOW REPLACEMENT 426
BEACH RESTROOMS EXHAUST SYSTEMS 427
BEACH RESTROOMS PAINT AND CONCRETE 428
BEACH SHOWER DRAINAGE SYSTEM 429
BEACH SHOWER DRAINAGE SYSTEM PH II 430
BEACH STORAGE AREA ENCLOSURE 431
BEACHFRONT RESTROOMS-RENOVATIONS 432
BEACHVIEW FITNESS COURSE REPLACEMENT 433
BEACHWALK DRAINAGE - 24 STREET TO 46 STREET 434
BEACHWALK DRAINAGE – SOUTH POINTE - 23 STREET 435
BELLE ISLE PARK LIGHTING ENHANCEMENT 436
BOLLARDS INSTALLATION AND REPLACEMENT 437
BOTANICAL GARDEN HVAC REPLACEMENTS 438
BOTANICAL GARDENS - ROOF REPAIRS 439
BOTANICAL GARDENS RESTROOMS 440
BUILDOUT 1701 4TH FL FOR HOUSING 441
C.H. CHAMBER ACOUSTICAL WALL CARPET 442
CARL FISHER COMMERCIAL KITCHEN 443
CITY HALL - MAIN ENTRANCE PAVERS 444
CITY HALL 40-YR STRUCTURAL 445
CITY HALL CARD ACCESS SYSTEM REPLACEMENT 446
CITY HALL CHAMBER ACOUSTICAL FLOOR 447
CITY HALL CHAMBER FF&E RENEWAL 448
CITY HALL CHILLED & CONDENSER PUMPS 449
CITY HALL -COOLING TOWER CONDENSER 450
CITY HALL ELECTRICAL UPGRADES 451
CITY HALL ENERGY EFFICIENT BUILDING 452
CITY HALL FIRE ALARM SYSTEM 453
CITY HALL LOADING DOCK RESURFACING 454
CITY HALL RESTROOM RENOVATIONS 455
CITY HALL-COOLING TOWER BASE 456

RENEWAL & REPLACEMENT CONT'D

CITY HALL-GENERATOR REPLACEMENT 457
CITY HALL-REPLACE RESTROOM EXHAUST 458
CODE / HOUSING OFFICES RELOCATION..... 459
COLONY THEATER - FIRE ALARM SYSTEM..... 460
COLONY THEATER ELEVATOR..... 461
COLONY THEATER EXIT SIGN RENEWAL..... 462
COLONY THEATER EXTERIOR PAINTING..... 463
COLONY THEATER LED LIGHTS UPGRADE..... 464
COLONY THEATER RESTROOM RENOVATION 465
COLONY THEATER VINYL FLOORING RENEWAL..... 466
FILLMORE - SITE LIGHTING PHASE II..... 467
FIRE STATION 2 ALARM SYSTEM 468
FIRE STATION #1 ROOF REPAIRS 469
FIRE STATION #2 TRAINING TOWER 470
FIRE STATION #2 WATERPROOFING 471
FIRE STATION #3 40 YEAR RECERTIFICATION..... 472
FIRE STATION 2 EXT PAINT & LIGHTING..... 473
FIRE STATION 2-A/C REPLACEMENT 474
FIRE STATION 3 EMERGENCY GENERATOR..... 475
FIRE STATION 3 FIRE ALARM UPGRADE 476
FLAMINGO FOOTBALL STADIUM RAILINGS 477
FLAMINGO PARK NORTH-SOUTH WALKWAY 478
FLAMINGO PARK POOL PLAYGROUND..... 479
FLAMINGO POOL DECK & PUMP ROOM..... 480
FLEET BAYS PLUMBING RENEWAL..... 481
FLEET MANAGEMENT BAYS PAINTING 482
FLEET MANAGEMENT CONCRETE SPALLING..... 483
FLEET MANAGEMENT FIRE SPRINKLER..... 484
FLEET MANAGEMENT LED LIGHTING 485
FLEET MANAGEMENT STAIRS RESTORATION..... 486
FLEET MANAGEMENT WAREHOUSE CEILING..... 487
FLEET/SANITATION FIRE ALARM SYSTEM 488
GO#26: ROOFS FOR CULTURAL FACILITIES 489
GO#48: POLICE HQ FACILITY..... 490
GO#52: LED LIGHTING IN PARKS 491
GREENSPACE FACILITY SECURITY SYSTEM..... 492
HISTORIC CITY HALL WINDOWS (ENERGY-EFFICIENT) 493
HISTORIC CH-ROOF ACCESS LADDER 494
HISTORIC CITY HALL 90 YEAR RECERTIFICATION 495
HISTORIC CITY HALL ELEVATOR..... 496
HISTORIC CITY HALL FIRE ALARM 497
HISTORIC CITY HALL FRONT ELEVATION 498
HISTORIC CITY HALL HUMIDITY CONTROL..... 499
HISTORIC CITY HALL-VFD REPLACEMENT..... 500
INDIAN BEACH PLAYGROUND REPLACEMENT 501
INTERNAL AFFAIRS RESTROOM RENOVATION 502
IRRIGATION SYSTEM MACARTHUR CAUSEWAY 503
LINCOLN RD STONE RESTORATION 504
MARINE PATROL EMERGENCY GENERATOR 505
MARINE PATROL EXTERIOR RESTORATION 506

RENEWAL & REPLACEMENT CONT'D

MBFD STATIONS SECURITY UPGRADES CW..... 507
MBPD 4TH FLOOR HVAC CONTROLS 508
MBPD N SUB STN PAINTING, FLOORING 509
MBPD NORTH SUB STATION PARKING LOT..... 510
MBPD-CONDENSER AND PUMPS 511
MBPD-COOLING TOWER BASE REPAIR 512
MIAMI CITY BALLET EXIT SIGN RENEWAL..... 513
MIAMI CITY BALLET STUDIO FLOORING 514
MIAMI CITY BALLET VARIOUS REPAIRS 515
MIAMI CITY BALLET WINDOWS..... 516
MIDDLE BEACH WATER TOWER PAINTING 517
N. BEACH PARKS RESTROOM RESTORATION..... 518
N. SHORE BANDSHELL PLUMBING REPAIRS..... 519
N. SHORE TENNIS FACILITY FENCE 520
NEIGHBORHOOD BASKETBALL COURTS 521
NEIGHBORHOOD TENNIS COURT RENOVATION 522
NORM. ISLE POOL LOCKER ROOM & PUMPS 523
NORMANDY ISLE PARK & POOL..... 524
NORMANDY ISLE PARK POOL RENOVATIONS 525
NORTH SHORE BANDSHELL SIGNAGE REPLACEMENT..... 526
NORTH SHORE PARK YOUTH CENTER A/C..... 527
NS YOUTH CNTR ROOFTOP A/C RENEWAL..... 528
OCEAN RESCUE FIRE ALARM RENEWAL 529
P.A.L. BUILDING - FIRE ALARM 530
P.A.L. BUILDING-ROOF REPAIRS 531
PALM ISLAND TENNIS COURT LIGHTING 532
PARK RANGER HEADQUARTER RENOVATION..... 533
PARKS MAINT. FACILITY RENOVATIONS 534
POLICE HQ & PARKING GARAGE-FIRE ALARM..... 535
POLICE HQ ELEVATORS & OTHER PROJECT 536
POLICE STATION BACKUP CHILLER 537
POLICE STATION MEN'S LOCKER ROOM..... 538
PUBLIC WORKS FACILITY EXTERIOR..... 539
PUBLIC WORKS FACILITY GENERATOR..... 540
PUBLIC WORKS FACILITY RENOVATION 541
PURDY AVE BOAT RAMP REPAIRS 542
SANITATION INTERIOR REPLACEMENT 543
SCOTT RAKOW YOUTH CENTER-KITCHEN..... 544
SECURITY ENHANCEMENTS CITYWIDE 545
SIDEWALK ASSESSMENT SURVEY..... 546
SMART CARD ACCESS SYSTEM- PHASE I..... 547
SMART CARD ACCESS SYSTEM- PHASE II 548
SOUNDSCAPE PARK IMPROVEMENTS 549
SOUNDSCAPE PK LED LIGHTING 550
SOUTH BEACH ROW LANDSCAPE 551
SOUTH POINTE PARK HVAC REPLACEMENT..... 552
SOUTH POINTE PARK SPLASH PAD 553
SOUTH POINTE PK-FIRE ALARM RENEWAL 554
SOUTH SHORE C.C. FIRE ALARM RENEWAL..... 555
SOUTH SHORE COMMUNITY ELEVATOR..... 556

RENEWAL & REPLACEMENT CONT'D

SSCC BATHROOM AND KITCHEN UPGRADE....557
SSCC PLAYGROUND AREA MITIGATION....558
SSCC ROOT MITIGATION & FLOORING REP....559
SUNSET HARBOUR GARAGE FIRE PUMP....560
SUNSET HARBOUR GARAGE INT. FLOOR....561
SURFACE LOTS CITYWIDE LANDSCAPING....562
THE FILLMORE 40-YR RECERTIFICATION....563
UNIDAD BUILDING-DOOR RENEWAL....564
UNIDAD BUILDING-ROOF REPLACEMENT....565
UNIDAD BUILDING-WINDOW SEAL RENEWAL....566
UNIDAD ELEVATOR MODERNIZATION....567
UNIDAD INTERIOR & EXTERIOR PAINTING....568
WATER STATION ROOF REPLACEMENT....569

SEAWALLS

BRITTANY BAY PARK SEAWALL....571
CITYWIDE SEAWALL REHAB....572
COLLINS CANAL ENHANCEMENT PROJECT....573
CONVENTION CENTER DRIVE TO WASHINGTON....574
GO#39: SEAWALLS & SHORELINES....575
INDIAN BEACH PARK SEAWALL....576
LENOX COURT & JEFFERSON AVE SEAWALL....577
SEAWALL - HOLOCAUST MEMORIAL....578
SEAWALL DADE BLVD - WASHINGTON AVE....579
SEAWALL MUSS PARK REHABILITAION....580
SEAWALL-BISCAYNE BAY STREETEND PH. II....581
SEAWALL-BOTANICAL GARDEN....582
SEAWALL-DICKENS AV SHORELINE....583
SHANE WATERSPORT SEAWALL....584

STREET / SIDEWALKS / STREETSCAPE

11TH STREET-FLAMINGO NEIGHBORHOOD....585
17TH STREET NORTH IMPROVEMENTS....586
1ST STREET-ALTON RD TO WASHINGTON....587
72ND STREET PROTECTED BIKE LANE....588
7300 DICKENS AVE LANDSCAPING-IRRIGATION....589
ALLEYWAY RESTORATION PH III....590
BAYSHORE NEIGHBORHOOD BID PACK A....591
BAYSHORE NEIGHBORHOOD BID PACK D....593
BAYSHORE NEIGHBORHOOD CENTRAL - SOUTH....595
BONITA DRIVE STREET END IMPROVEMENT....596
CITY CENTER COMMERCIAL DISTRICT BPB....597
CITY CENTER RESILIENCY ENHANCEMENTS....599
CITYWIDE CURB RAMP INSTALLATION....600
CITYWIDE STREET PAVEMENT....601
COLLINS / HARDING ALLEY RESTORATION....602
COLLINS PARK ANCILLARY IMPROVEMENTS....603
CONVENTION CENTER LINCOLN RD CONNECTOR....604
DADE BOULEVARD PEDESTRIAN PATHWAY....605

STREET / SIDEWALKS / STREETSCAPE CONT'D

EVERGLADES COURT ALLEYWAY PAVING....606
FLAMINGO NEIGHBORHOOD....607
FLAMINGO NEIGHBORHOOD-SOUTH....608
GO#31: OCEAN DRIVE CORRIDOR....609
GO#32: PALM & HIBISCUS LANDSCAPING....610
GO#33: STREET TREE MASTER PLAN....611
GO#34: ABOVE GROUND IMPROVEMENTS....612
GO#35: FLAMINGO PARK NEIGHBORHOOD....613
GO#36: WASHINGTON AVE. CORRIDOR....614
GO#37: SIDEWALK IMPROVEMENTS....615
GO#38: STREET PAVEMENT....616
GO#40: 41 STREETCORRIDOR....617
GO#41: LA GORCE NEIGHBORHOOD....618
GO#44: NORTH SHORE NEIGHBORHOOD....619
GO#53: SECURITY FOR PUBLIC SPACES....620
INDIAN CREEK LANDSCAPING & IRRIGATION....621
LA GORCE NEIGHBORHOOD IMPROVEMENTS....622
LAGORCE ISLAND-LIGHTING TREES MISC....624
LINCOLN RD LENOX-COLLINS W/SIDE STR....625
LINCOLN RD MALL ADA PEDESTRIAN....626
MERIDIAN AVE (NORTH) 28TH ST & DADE....627
MIDDLE BEACH REC CORRIDOR PH II....628
MIDDLE BEACH ROW LANDSCAPE....629
MXE LAND USE/MOBILITY/ED STUDY....630
NAUTILUS NEIGHBORHOOD....631
NORMANDY ISLES DRAINAGE IMPROVEMENT....632
NORTH BEACH ROW LANDSCAPING....633
NORTH BEACH STREETSCAPE PILOT PROJ....634
NORTH SHORE NEIGHBORHOOD IMPROVEMENTS....635
OCEAN DRIVE EXTENDED SIDEWALK PROJECT....637
ORCHARD PARK....638
ORCHARD PARK TRAFFIC CALMING....639
PALM & HIBISCUS ISLAND ENHANCEMENT....640
PAVEMENT & SIDEWALK PROGRAM....642
RESTORATIVE TREE WELL CITYWIDE....643
RESTORATIVE TREE WELL TREATMENT....644
RESTORATIVE TREEWELL-PH 3....645
RESTORATIVE TREEWELL-PH 4-SOUTH BCH....646
ROW IMPROVEMENT PROJECT....647
ROYAL PALM AVE & 46TH STREET CIRCLE....648
RUE VENDOME PUBLIC PLAZA....649
SUPER BOWL SIGNAGE/ PAINTING/ LIGHTING....650
SHORT-TERM 41ST STREET RECOMMENDATIONS....651
SOUTH POINTE MISCELANEOUS IMPROVEMENTS....652
SR A1A/COLLINS AV PEDESTRIAN SIGNAL....653
STILLWATER ENTRANCE SIGN....654
SUNSET 3 & 4 UTILITY PAYMENT....655
TOWN CENTER....656
VENETIAN NEIGHBORHOOD -ISLANDS....657
WEST AVE/BAY RD NEIGHBORHOOD....659

STREET / SIDEWALKS / STREETSCAPE CONT'D

WEST AVENUE BICYCLE LANES PHASE II....661
WEST AVENUE PHASE II....662

STREET LIGHTING

41ST STREET CORRIDOR LIGHTING ENHANCEMENT....665
5TH STREET FLYOVER LIGHTING....666
ALUMINUM STREET LIGHTING POLE REPLACEMENT....667
BEACHWALK LIGHTING RETRO....668
CITYWIDE PARKING LOT LIGHTING....669
GO#55: STREET LIGHTING IMPROVEMENTS....670
SMART LIGHTING MASTER PLAN....671
STREET LIGHTING IMPROVEMENTS....672

TRANSIT / TRANSPORTATION

10TH STREET NEIGHBORHOOD GREENWAY....673
16TH STREET PROTECTED BIKE LANES....674
2 WAY CONVERSION 42ND STREET/SHERIDAN....675
51ST STREET NEIGHBORHOOD GREENWAY....676
73RD STREET PROTECTED BIKE LANES....677
ADAPTIVE TRAFFIC SIGNAL CONTROLS....678
ALTON RD & 16TH STREET INTERSECTION....679
ALTON ROAD SHARED USE PATH PHASE II....680
BAY DRIVE NEIGHBORHOOD GREENWAY....681
BAYSHORE NEIGHBORHOOD TRAFFIC CALMING 1A....682
BEACHWALK II....683
ENHANCED CROSSWALKS....684
ENTRANCE SIGNS TO NORTH BEACH....685
EUCLID AVE. - FROM 17TH STREET & 5TH ST....686
GO#42: TRAFFIC CALMING....687
GO#43: BIKE LANES & SHARED USE PATH....688
INTELLIGENT TRANSPORT SYSTEM....689
JEFFERSON AVE & 15TH STREET BEACONS....691
JULIA TURLE ENTRANCE SIGN....692
LA GORCE / PINE TREE DRIVE BIKE LANES....693
MERIDIAN AVENUE BICYCLE LANES....694
MERIDIAN AVENUE PEDESTRIAN CROSSING....695
NAUTILUS TRAFFIC CALMING PHASE I....696
NEW BUS SHELTER DESIGNS....697
NORTH BEACH GREENWAYS PHASE I....698
NORTH BEACH GREENWAYS- PHASE II....699
NORTH BEACH GREENWAYS PHASE III....700
PINE TREE DRIVE AND 46TH STREET....701
PRAIRIE AVE FROM 28TH STREET TO 44TH....702
PRAIRIE AVENUE AND 44TH STREET/CHASE....703
PROTECTED BICYCLE LANES....704
PROTECTED BIKE LANES....705
ROYAL PALM NEIGHBORHOOD GREENWAY....706
SAFE ROUTES-BISCAYNE ELEMENTARY....707
SIGNALIZATION ALTON RD AND 4TH STREET....708
SOUTH BEACH PEDESTRIAN ZONES....709

TRANSIT / TRANSPORTATION CONT'D

TRANSPORTATION CAPITAL INITIATIVE....710
VENETIAN ILLUMINATED CROSSWALKS....711

UTILITIES

54IN DIAMETER REDUNDANT SEWER FORCE....713
ALLISON ISLAND NORTH....714
BELLE ISLE....715
BIOSWALE PILOT PROJECT....716
BISCAYNE BEACH....717
BISCAYNE POINT....718
CENTRAL BAYSHORE....719
CLEAN WATER SYSTEM....720
DERM & EPA CONSENT DECREE....721
DRAINAGE SYSTEM WATER QUALITY PILOT....722
ENERGY SUB-METERS IN MUN. BUILDINGS....723
FDOT UTILITES RELOCATION....724
FIBER COMMUNICATIONS INSTALLATION....725
INDIAN CREEK PARKWAY....726
INDIAN CREEK STREET DRAINAGE IMPROVMENTS....727
LA GORCE ISLAND....728
LAKEVIEW NEIGHBORHOOD IMPROVEMENTS....729
MT. SINAI STORMWATER PUMP STATION....730
NORMANDY SHORES....731
PARK VIEW ISLAND....732
SCADA AND PLC SYSTEMS....733
SEWER PUMP STATION ODOR CONTROL....734
STAR ISLAND....735
STORM WATER OUTFALLS....736
SUNSET HARBOUR PUMPSTATION UPGRADES....737
SUNSET ISLAND 1....738
SUNSET ISLAND 2....739
SWR PUMP STATION # 18 IMPROVEMENTS....740
VALVE REPLACEMENT PROGRAM....741
WASTEWATER STATIONS REHABILITATION....742
WASTEWATER MANHOLE REHABILITATION....743
WATER & WASTEWATER MAINS AND REHAB....744
WATER METER REPLACEMENT PROGRAM....745
WATER PUMP STATIONS IMPROVEMENTS....746

DEFINITIONS....747

APPENDIX A – MAPS....749

APPENDIX B – RESOLUTIONS....753

MIAMIBEACH

Organization of Document

This document provides summary information by funding sources and program areas of all active projects included in both the Capital Improvement Plan and the Capital Budget. In addition, detailed information is provided of each project in each program area. The document is organized into three main sections:

CAPITAL BUDGET

The first section provides a narrative overview of the funds appropriated in the first year of the CIP, i.e. the FY 2021 Capital Budget; a summary of funding sources for FY 2021; a summary of the total appropriated for each project in FY 2021 by funding source; and a summary of the total appropriated in FY 2021 by program area (i.e. bridges, parks, streets/streetscapes, etc.).

CAPITAL IMPROVEMENT PLAN

The second section provides information on the FY 2021 – FY 2025 CIP, including:

- A **narrative** overview of the entire 5-year plan
- **CIP Program Areas** – provides a summary of the total funding anticipated for each project over its lifetime organized by program area
- **CIP Funding Sources** – provides a summary of the amount of each project that is to be funded by a particular funding source over the entirety of the CIP

PROJECT DETAILS

The third section provides detailed information for each active project in the CIP, organized in the following manner:

I. General: Provides a general overview of the project, including:

- Title
- Project Number
- Department
- Location
- Description

II. Cost Summary: Identifies all costs associated with implementing the project. Costs categories include.

- Art in Public Places (per City of Miami Beach Ordinance 2019-4296)
- Program Management
- Land Acquisition
- Planning/Design/Engineering
- Construction
- Construction Management (based on a percentage of the sum of planning/design, construction, and equipment expenses each year which funds the CIP Office and Administrative functions)
- Equipment (including furniture)

III. Funding Summary: Identifies the specific funding sources by year as well as a summary of each type of funding. This includes:

- Funded – cash is on hand and is available for immediate use (e.g. bond proceeds received), as well as planned financings by future bonds, grants that have been awarded but not yet received, funding from the County not yet received, future operating funds, and future special assessments.
- Unfunded – the project has been recommended for funding at some future date but funding sources, timing of funding and milestone dates have not yet been identified.

MIAMIBEACH

Capital Budget & Capital Improvement Plan

CAPITAL BUDGET

The City's annual Capital Budget contains capital project commitments appropriated for Fiscal Year 2021. Preparation of the Capital Budget occurred simultaneously with the development of the FY 2021 – 2025 Capital Improvement Plan and FY 2021 Operating Budget. The Capital Budget represents the project budgets for both current and new capital projects necessary to improve, enhance, and maintain public facilities and infrastructure to meet the service demands of residents and visitors to the City of Miami Beach. Capital reserves, debt service payments, and capital purchases found in the Operating Budget are not included in this budget. The Capital Budget for FY 2021 appropriates funding for projects that will require commitment of funds during the fiscal year.

The Capital Improvement Plan (CIP) is a financing and construction/acquisition plan for projects that require significant capital investment. The CIP, which is updated annually and submitted to the City Commission for adoption, specifies and describes the City's capital project schedules and priorities for the five years immediately following the Commission's adoption. In addition, the first year of the plan outlines the funding to be appropriated in the annual Capital Budget.

This document is an official statement of public policy regarding long-range physical development in the City of Miami Beach. The FY 2021 – 2025 CIP of the City of Miami Beach is a five-year plan of public improvements and capital expenditures adopted by the City. A capital improvement is defined as a capital or "in-kind" expenditure of $25,000 or more, resulting in the acquisition, improvement, or addition to fixed assets in the form of land, buildings, or improvements more-or-less permanent in character and durable equipment with a life expectancy of at least five years.

The FY 2021 – 2025 CIP for the City of Miami Beach is a five-year plan of public improvements and capital expenditures adopted by the City totaling $1.2 billion, of which $60.2 million was appropriated in FY 2021. The total for projects included in the CIP, comprising $1.7 billion in appropriations for ongoing projects through FY 2020 and $107.6 million in unfunded/programmed needs beyond FY 2025, is $2.9 billion.

Projects will address many needs across different areas of the City including: neighborhood enhancements such as landscaping and sidewalk restoration; traffic calming; roadway and bridge resurfacing and reconstruction; water, sewer, and drainage system improvements; park construction, renovations, and upgrades; renovation of seawalls; parking lot and garage renovations; and construction/renovations of public facilities. A detailed listing of all capital projects is provided in the Adopted FY 2021 – 2025

CAPITAL BUDGET CONT'D

Capital Improvement Plan & FY 2021 Capital Budget document. The Capital Budget for FY 2021 was appropriated on October 1, 2020.

BACKGROUND

On July 21, 1999, the City Commission approved the CIP for the City and the Redevelopment Agency (RDA). Since that time, the City has issued additional General Obligation Bonds pursuant to referendum; Water and Sewer Revenue Bonds; Storm Water Revenue Bonds; Resort Tax Revenue, Parking Revenue, RDA Tax Increment Revenue and Revenue Refunding Bonds; and an Equipment Loan. In addition, beginning in FY 2006, the City committed to funding a Pay-As-You-Go component of the Capital Budget funded from General Fund revenues, as well as committing to using Resort Tax Quality of Life funds in North, Middle, and South Beach for capital projects. In 2005, through a series of workshops with the Mayor and Commission for the City of Miami Beach, previously approved appropriations were reviewed to ensure that projects scheduled to begin construction in the next few years were fully funded, appropriating funds from other projects scheduled to begin in later years and providing for those to be replaced from future financing sources. These changes were reflected in the FY 2006 – 2010 Capital Budget and CIP for the City and the RDA which was approved by the City Commission on September 21, 2005.

In the spring of 2006, the City created a Capital Budget Process Committee with the responsibility of reviewing and prioritizing new capital projects that would be funded in a given fiscal year and for recommendation of funding allocations from authorized sources for the prioritized projects. The Committee developed and implemented a structured committee-based process for the development of the CIP and Budget, including review criteria that projects must meet to be considered for funding. This process is reviewed and refined annually by the Committee.

In the Fall of 2019, the Capital Budget Process Committee was superseded by the Building Resiliency through the Budget (BRB) Team, which was formed in response to the Urban Land Institute's recommendation. The team is composed staff from the Office of the City Manager, Property Management, Capital Improvements Projects, Environment and Sustainability and the Office of Management and Budget. The purpose of this team is to leverage the budget process to maximize resilience in all capital projects and existing assets using a cross-departmental team to plan for shocks, stresses, and sustainability during early budget development. The team's goal is to reduce risk, save money and to create new quality of life benefits for the community.

The flowchart below provides an overview of the Capital Budget process and timelines.

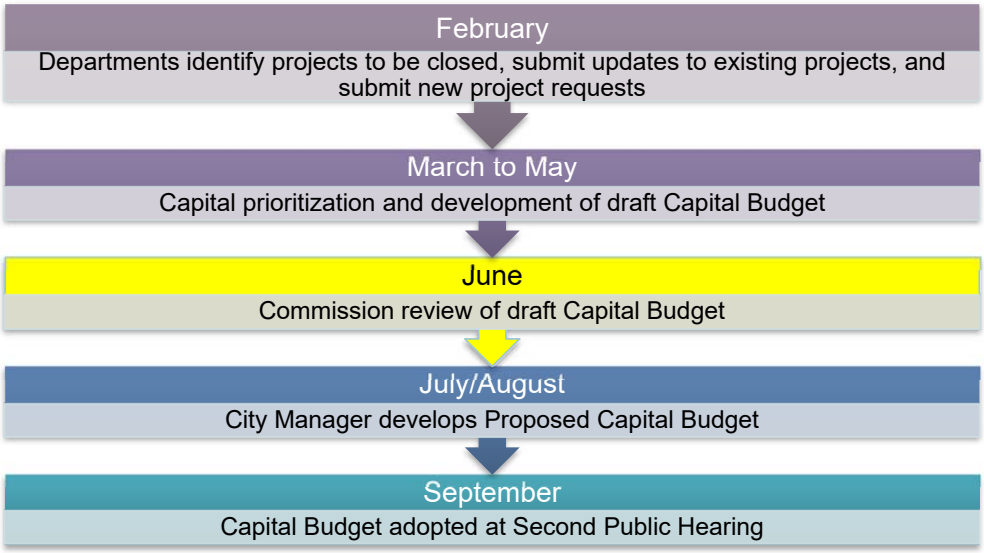

BACKGROUND CONT'D

Based on the direction received from the Finance and Economic Resiliency Committee (formerly referred to as the Finance and Citywide Projects Committee) in February 2008, the process was modified to allow for early input to the prioritization process by the City Commission. Under the new process, a preliminary list of unfunded projects is presented to the Finance and Economic Resiliency Committee, providing the opportunity for input and prioritization. This is consistent with the process for City Commission input regarding operating budget priorities, and the format used would be similar to that used to seek guidance on operating budget priorities in prior years. This revised process allows early input by the City Commission regarding priorities for funding, subject to availability.

Construction management for the CIP is provided by the CIP Office. This office is designed to consolidate the City's capital construction effort into a single entity and is tasked with constructing the City's funded Capital Improvements in a timely manner. Projects within neighborhood areas are combined to create a single project that addresses the neighborhood needs for infrastructure upgrades, traffic flow, enhancements, etc. This comprehensive approach minimizes disruptions and generates costs savings. To forward this on-going implementation effort, the City has entered into agreements with various firms for program management, architectural, engineering, and other relevant professional services, as well as awarding contracts for construction.

In addition, several other departments provide management of some specialized projects. For example, Public Works provides construction management for some utility projects; Environment and Sustainability provides management for some environmental projects; and Parks and Recreation provides management of some park-related projects.

BACKGROUND CONT'D

On November 6, 2018, the City of Miami Beach voters approved the issuance of a $439 million G.O. Bond to fund a total of 57 capital projects citywide, ranging from vertical construction, roadwork, park constructions and renovations, technology implementation, renewals and repairs, and underground infrastructure work. In order to ensure that these projects are completed within reasonable timeframe, within budget, on a coordinated basis (including coordination with non-G.O. Bond projects and projects by other jurisdictions), through the incorporation of resiliency and best practices, and with effective communication to all impacted stakeholders, the G.O. Bond Program Management division of the City Manager's Office is spearheading the implementation of these projects. Additional information regarding the implementation of the 2018 G.O. Bond program is available at www.gombinfo.com

FINANCIAL IMPACT OF COVID-19

On March 1, 2020 the Governor issued an Executive Order directing the Surgeon General of the State of Florida to issue a public health emergency and in response to the pandemic outbreak of COVID-19, the Governor declared a State of Emergency on March 9, 2020. In direct response to the first confirmed case of COVID-19 in Miami-Dade County on March 11, 2020 the Miami-Dade County Mayor declared a State of Emergency for Miami-Dade County. The City Manager declared a State of Emergency in the City of Miami Beach on March 12, 2020. Subsequently, both the County and the City issued various Emergency Orders temporarily closing public and private facilities, including the temporary closure of all non-essential retail and commercial establishments and identifying essential retail and commercial businesses which may remain open. These actions have greatly limited the amount of economic activity taking place in the City of Miami Beach and continue to result in significant impacts to the City's finances.

At the April 17, 2020 FERC meeting, in response to the projected revenue losses through the end of the fiscal year, the Administration presented the City's budget-balancing plan. These plans emphasized cost reductions as much as possible, including a reduction in capital expenditures, and judiciously using reserves to make up the difference.

The table below provides a summary of the deferrals of capital projects to FY 2021. Savings from these deferrals are reflected in the FY 2021 budget.

Fund	Number of Projects	$
CRR	4	797,730
PAYGO	13	2,677,572
QOL	18	2,720,462
TOTAL	**35**	**6,195,764**

PURPOSE AND BENEFIT

The adopted CIP is a five-year funding schedule, which is updated annually to add new projects, re-evaluate program and project priorities, and revise recommendations while also considering new requirements and new sources of funding. The annual capital programming process provides the following benefits:

- Serves as a source of information about the City's physical development and capital expenditures to the citizens, City Commission and administration, private investors, funding agencies, and financial institutions
- Provides a mechanism that applies uniformity and consistency in the evaluation of projects and assists in the establishment of priorities
- Provides for coordination among projects with respect to funding, location, and time

PURPOSE AND BENEFIT CONT'D

The CIP is developed in accordance with the City's stated plans, goals, and objectives and provides for the proper physical and financial coordination of projects. Private sector development initiatives that provide/require modifications to certain infrastructure are properly coordinated with City projects to achieve compatibility and the greatest benefit.

LEGAL AUTHORITY

Legal requirements for preparing the City of Miami Beach's CIP are set forth in Miami-Dade County Code (Section 2-11.7—2-11.11), and the Florida Statutes. House Bill 2377, passed during the 2000 Regular Session of the Florida Legislature, requires the thorough revision of the CIP as a basis of policy and budget initiatives.

RELATIONSHIP OF THE CIP TO THE COMPREHENSIVE PLAN

The City of Miami Beach's Comprehensive Plan contains a Capital Improvement Element (CIE) which describes major City public facility improvements recommended in various elements of the Comprehensive Plan for implementation during the five years following adoption of the Comprehensive Plan. The CIE also demonstrates the ability to fund those improvements. The projects listed are intended to address existing "deficiencies," achieve facility "replacement," or contribute to the general "improvement of Miami Beach." The information in the CIE of the City's Comprehensive Plan is based on the CIP.

PROCESS AND PREPARATION OF THE CIP AND CAPITAL BUDGET

The City's CIP and Capital Budget development process begins in the spring when all departments are asked to prepare their own CIP containing information on the department's ongoing and proposed capital projects. Individual departments submit requests to the Budget Office, identifying funding sources and requesting commitment of funds for their respective projects.

The Building Resiliency through the Budget Team, comprised of staff from the Office of the City Manager, Property Management, Capital Improvements Projects, Environment and Sustainability and the Office of Management and Budget, reviews the proposed projects according to the City's strategic priorities, based on the Review Criteria described below. In addition, the review considers conformance with the City's Comprehensive Plan and other plans for specific areas, and linkages with other projects for combined impact, the availability and source of funding, project impact for maximum benefits to the citizens of the City, and the length of time that a project will benefit the City.

PROCESS AND PREPARATION OF THE CIP AND CAPITAL BUDGET CONT'D

The proposed document is then reviewed by the City Manager, and upon approval, is submitted to the Finance and Economic Resiliency Committee for review and, subsequently, to the City Commission and Redevelopment Agency Board for final approval and adoption.

REVIEW CRITERIA

All projects submitted for inclusion in the City's CIP are reviewed on the basis of relative need, benefit, and cost. In addition, several guiding policies direct the determination of the content, scheduling, and funding of the CIP. These policies are as follows:

1. Meet the City's strategic priorities
2. Maximize return on investment in consideration of financial limitations and budget constraints so as to:
    - Preserve prior investments where possible
    - Reduce operating costs
    - Maximize use of outside funding sources to leverage the City's investment
    - Maximize cost effective service delivery
3. Improve and enhance the existing network of City service levels and facilities
4. Implement adopted plans
5. Demonstrate coordination and compatibility with other capital projects and other public and private efforts

CAPITAL BUDGET PROCESS REVIEW

There are three major steps of the Capital Budget review process that staff undertakes each year:

1. Existing projects are reviewed to identify areas where funding previously programmed in the CIP for the upcoming year, as well as future years of the plan, need to be revised due to changes in cost, scope, etc.
2. Projects that have been in the conceptual planning stage are reviewed to determine whether they are sufficiently far enough along to warrant incorporating them in the adopted capital budget and CIP for the upcoming year.
3. Funding for new projects are submitted and reviewed by an in-house Capital Budget Process Committee comprised of City staff.

Capital funding priorities were discussed at the Finance and Economic Resiliency Committee budget briefings held on June 16, 2020, July17, 2020, and July 24, 2020. The City Manager, Assistant City Managers, the CIP Office Director, other Department Directors, and other City staff were available to discuss specific projects and respond to the Committee's questions.

SOURCES OF FUNDS

The success of any CIP depends on the close coordination of the physical plan with a financial plan. Projects may be financed through a "Pay-As-You-Go" capital component based on transfers from the General Fund, although these are often challenging to fund as they must compete with recurring operating requirements.

For this reason, the City has a financial goal of funding at least 5 percent of the General Fund operating budget as transfers for capital projects (Pay-As-You-Go, Renewal and Replacement, Information and Communication Technology) and capital projects contingency. The purpose of this goal is multi-faceted:

1. To provide flexibility in the operating budget that would allow the budget to be reduced without impacting services during difficult economic times
2. To ensure that the City funds needed upkeep on our General Fund facilities, and right-of-way landscaping, lighting, etc.
3. To provide a mechanism to address additional scope of small new projects prioritized by the community and the City Commission instead of having to delay these for a larger General Obligation Bond issue
4. To provide contingency funding so that projects where bids were higher than budgeted did not have to be delayed, especially during a heated construction market where delays often lead to further increases in costs

At the July 25, 2018 City Commission meeting, the City Commission voted to approve a dedicated PAYGO millage rate of .0755 via Resolution 2018-30429. This allows for growth over time with property values.

As noted above, in order to recognize the savings from the deferral of the capital projects in FY 2020, only the difference between the amount that was deferred and the amount was budgeted to be collected in FY 2020 ($252,000) will be transferred to the PAYGO Fund in FY 2021. The remainder will be transferred to the General Fund's reserve, consistent with the City's budget balancing plan that was presented at the April 17, 2020 FERC meeting.

SOURCES OF FUNDS CONT'D

Additional means of financing of capital projects include the following:

- Borrowing money through the sale of bonds authorized by voters – General Obligation Bonds. General Obligation Debt (G.O. Debt) is the debt service funding required for voter-approved bonds issued with the belief that a municipality will be able to repay its debt obligation through taxation or revenue from projects. No assets are used as collateral. Funds in this category include:
  - Gulf Breeze Bond Funds – Other (Loan Pool)
  - RCP – 15M Bond – 1996 Parks, Recreation and Culture GO Bond
  - 1999 GO Bonds – Fire Safety
  - 1999 GO Bonds – Neighborhood Improvements
  - 1999 GO Bonds – Parks & Beaches
  - 2003 GO Bonds – Fire Safety
  - 2003 GO Bonds – Neighborhood Improvements
  - 2003 GO Bonds – Parks & Beaches
  - 2019 GO Bonds – Infrastructure
  - 2019 GO Bonds – Parks
  - 2019 GO Bonds – Public Safety

- Borrowing money through the sale of bonds paid for by pledging a specific revenue stream – Revenue Bonds. Funds in this category include:
  - 1997 Parking System Revenue Bonds
  - 2010 Parking Bonds
  - 2015 Parking Revenue Bonds
  - 2015 RDA Bonds
  - 2015 Resort Tax 1% Bonds
  - Storm Water Bonds 2000
  - Storm Water Bonds 2011
  - Storm Water Bonds 2015
  - Storm Water Bonds 2017
  - Interest on Storm Water Bonds
  - Proposed Future Storm Water Bonds
  - Water and Sewer Bonds 2000
  - Water and Sewer Gulf Breeze Loan 2006 Series
  - Water and Sewer Gulf Breeze Loan 2010 Series
  - Water and Sewer Bonds 2017
  - Interest on Water & Sewer Bonds
  - Proposed Future Water & Sewer Bonds

- Loans for Energy Savings Projects whereby the financing is secured by the costs savings that will be generated by the project

- Equipment Loans/Leases – used to fund capital equipment such as cars, trucks, and heavy equipment

SOURCES OF FUNDS CONT'D

- Federal, State, and County Grant Aid Programs. Funding sources in this category include the following:
  - HUD (Housing and Urban Development) Section 108 Loan
  - Miami-Dade County Bond (County GO)
  - Federal Emergency Management Agency (FEMA)

- Special Revenue Funds, which by law, may only be used for specific purposes. Funding sources in this category include the following:
  - The Resort Tax Fund is supported primarily by taxes levied on hotel, motel, rooming house and short term apartment room rents as well as on food and beverages sold at retail in any restaurant, as authorized by State Statute, and is used to fund tourism-eligible expenditures. A specific component of this Fund (the 1% Quality of Life Fund) is used to support tourism-eligible capital projects in north, south and mid-beach that improve the quality of life of the community. The City Commission approved the revision of the allocations during the FY 2019 budget process with an increase in the distribution to Transportation, to help support the cost of the trolley program. Transportation now receives 60% of Quality of Life funds with the remaining 40% being distributed evenly among North Beach, Mid Beach, South Beach, and the Arts.
  - Convention Center 1% Resort Tax – used to establish and maintain a capital renewal and replacement fund for improving and maintaining the Convention Center, after providing for payment of annual debt service and related obligations
  - Fees in Lieu of Parking
  - Concurrency Mitigation Fund
  - Half-Cent Transit Surtax
  - Local Option Gas Tax
  - Convention Development Tax
  - Information and Communications Technology Funds
  - 911 Emergency Funds
  - Art in Public Places Fund
  - Building Technology Fund

- Enterprise Fund Revenues which are derived from operations that are financed and operated in a manner like private businesses. The criteria used to determine if an operation should be an Enterprise Fund includes: 1) that it generates revenues; 2) that it provides services to the community; and 3) that it operates as a stand-alone entity, without subsidies from taxes etc. The City's Enterprise Fund Departments are: Building, Convention Center, Sanitation, Storm Water, Water, Sewer, and Parking. In some cases, operating funds are advanced of bond sales and are repaid when the bonds are sold. Capital funding sources in this category include the following:
  - Water & Sewer Enterprise Fund
  - Sanitation Enterprise Fund
  - Parking Operations Fund
  - Storm Water Enterprise Fund
  - Convention Center Fund

- Internal Service Funds which are completely offset by revenues received from the General Fund, Enterprise Fund, and Special Revenue Fund Departments. The City's Internal Service Fund Departments are Information Technology, Central Services, Risk Management, Property Management, and Fleet Management.

- Other miscellaneous funding sources include:
  - Capital Projects not Financed by Bonds/Reallocation of Bonds – Other Capital Projects/Capital Replacement Fund – reflecting funding from smaller miscellaneous sources

In addition, the City of Miami Beach Redevelopment Agency is a separate entity whose Chairperson and Board of Directors are also the City's Mayor and City Commission. Capital projects funded by the Redevelopment Agency promote economic development within the City Center Redevelopment District.

Further, revenues associated with the expiration of the South Pointe Redevelopment District (previously part of the Miami Beach Redevelopment Agency) are now used to fund storm water projects. The South Pointe Redevelopment District was the most successful redevelopment district in the State of Florida. Assessed values increased from $59 million when the district was established in 1976 to almost $2.2 billion as of January 1, 2005. The January 1, 2020 assessed value was $6.3 billion.

The CIP reflects funding for projects prior to the expiration of the South Pointe Redevelopment District that have not yet been completed within the following funds:

- South Pointe RDA
- City Center RDA Capital Fund
- MDC CDT Interlocal – Convention Development Tax or Resort Tax Eligible Projects
- South Pointe Capital
- RDA – Garage Fund

Overview Of The FY 2021 Capital Budget (One-Year Capital Budget)

At the first budget briefing on June 16, 2020, staff presented the preliminary list of unfunded projects, which were being requested, including projects that the Administration proposed for funding subject to the availability of funds. A summary of projects recommended for funding in the FY 2021 Capital Budget, based on direction given by the Finance and Economic Resiliency Committee on June 16, 2020, July 17, 2020, and July 24, 2020, is presented below (sorted by funding source):

Throughout this document, the projects which were deferred in FY 2020 are reflected in blue font.

Capital Renewal and Replacement (Fund 125)

The adopted dedicated millage of 0.0235 mills is estimated to generate $807,000 for the General Fund Capital Renewal and Replacement Fund based on a 4.1 percent increase in property values. This reflects a $38,000 increase in CRR dollars available for capital projects over last year.

As noted above, in order to recognize the savings from the deferral of the capital projects in FY 2020, only the difference between the amount that was deferred and the amount was budgeted to be collected in FY 2020 ($43,000) will be transferred to the CRR Fund in FY 2021. The remainder will be transferred to the General Fund's reserve, consistent with the City's budget balancing plan that was presented at the April 17, 2020 FERC meeting.

In order to fund these critical projects, four of the projects (totaling $797,730), which were deferred in FY 2020, were defunded, three of which are for work to be done at the South Shore Community Center, which is the proposed site for the new Fire Station #1. The Property Management Department has confirmed that no critical work currently needs to be done at this facility.

The fourth project is a pavement and sidewalk program, which currently has funding. The request for additional funding has been programmed to be reviewed in the FY 2022 budget process.

The adopted General Fund Renewal and Replacement projects for FY 2021 are listed below in priority order and are recommended by Staff for funding due to their Priority 1 (Critical to Continued Operations) needs. The remaining project requests are lower priority or are beyond the funding capacity at this time:

- Fire Station #2 Training Tower Structural Repairs - $160,800
- Fire Station #1 Roof Repairs - $ 111,100
- Miami Beach Police Department 4th Floor HVAC Controls - $312,000
- Fire Station # 2 A/C Replacement - $52,500
- 1701 Meridian Ave 50-Year Recertification - $50,500
- Historic City Hall 90-Year Recertification - $66,000
- Bass Museum Window Replacement - $67,355

Projects deferred due to COVID-19 which were defunded:

- Pavement & Sidewalk Program - $462,014 (programmed in FY 2022)
- South Shore Community Center Fire Alarm Renewal - $100,716
- South Shore Community Center Bathroom and Kitchen Upgrade - $150,000
- South Shore Community Center Playground Area Mitigation - $85,000

North Beach Quality of Life (Fund 307)

- North Beach Oceanside Park (NBOSP) - $3,475,000

Projects defunded and re-programmed in FY 2022 in order to provide additional funding for the NBOSP project:

- Street Lighting Improvements - $629,000
- North Beach Streetscape Pilot - $330,000
- Normandy Isle Park Pool Renovation - $358,000
- Entrance Signs to North Beach - $691,000

Projects deferred due to COVID-19 which were re-activated:

- Alleyway Restoration Phase III - $60,000
- North Shore Bandshell Plumbing Repairs - $30,000
- North Beach Right-Of-Way Landscaping - $157,000
- Beach Restrooms Exhaust Systems - $7,000

Projects deferred due to COVID-19 which were defunded:

- North Beach Yard - $494,204 – Project terminated in FY 2019
- North Beach Oceanside Park Security - $225,000 – Funding transferred to the NBOSP project above

Mid Beach Quality of Life (Fund 306)

- Indian Beach Park Playground Expansion – additional funding of $623,910
- Fire Station #3 40-Year Recertification - $48,700

Projects deferred due to COVID-19 which were re-activated:

- 41st Street Bridges Repair - $480,000
- Indian Beach Park Playground Expansion - $168,090
- MB Golf Course Irrigation Pump - $100,000
- Alleyway Restoration Ph III - $60,000
- Middle Beach ROW Landscape - $82,000
- Beach Restrooms Exhaust Systems - $9,000

Overview Of The FY 2021 Capital Budget (One-Year Capital Budget) Cont'd

South Beach Quality of Life (Fund 305)

- Bass Museum Window Replacement - $67,355
- Bass Museum Condenser Water Pumps Renewal - $45,450
- World War Memorial - $62,000
- Fillmore - Site Lighting Phase II - $50,000
- Botanical Gardens Restrooms - $50,500
- MBPD Cuban Monument Restoration - $35,350
- Fire Station # 2-A/C Replacement - $52,500
- Fire Station # 2 Training Tower Structural Repairs - $160,800
- 10th St Auditorium Coating of Roof - $65,650
- 10th Street Auditorium Water Pump Renewal - $191,900
- Citywide Park Landscaping Improvements (South Pointe & Lummus Park) - $200,000
- Mixed-Use Entertainment (MXE) Land Use/Mobility/Economic Development Study - $190,000

Projects deferred due to COVID-19 which were re-activated:

- South Beach Pedestrian Zones - $300,000
- Beach Restrooms Paint and Concrete - $15,275
- Miami City Ballet Studio Flooring - $140,000
- South Beach ROW Landscape - $273,893
- Beach Restrooms Exhaust Systems - $19,000

Projects deferred due to COVID-19 which were defunded:

- Bass Museum Park Café Furniture and Equipment - $100,000 (programmed in FY 2022)

Pay-As-You-Go (Fund 302)

PAYGO funds help ensure adequate on-going reinvestment in the City's capital plant and equipment. This funding can be used for any general government purpose and is the most flexible funding source in the Capital Budget. The PAYGO fund has been historically funded by the General Fund at $2.4 million annually. Funding levels have been as high as $7.5 million in the past.

During the development of the FY 2019 budget, the Commission approved a dedicated millage rate for PAYGO funding. This dedicated millage will allow for the growth of this fund over time, as property values increase. Last year, the millage rate of 0.0755 was estimated to generate $2,470,000. Based on the July 1st final property values, the estimated FY 2021 revenue is $2,592,000. This reflects a $122,000 increase in PAYGO dollars available for capital projects over last year.

As noted above, in order to recognize the savings from the deferral of the capital projects in FY 2020, only the difference between the amount that was deferred and the amount was budgeted to be collected in FY 2020 ($252,000) will be transferred to the PAYGO Fund in FY 2021. The remainder will be transferred to the General Fund's reserve, consistent with the City's budget balancing plan that was presented at the April 17, 2020 FERC meeting.

In order to fund these critical projects, eight of the projects (totaling $1,007,440) which were deferred in FY 2020 were defunded. The funding for each of these projects has been programmed to be reviewed in the FY 2022 budget process The projects for FY 2021 are listed below.

- Security Enhancements Citywide - $500,000
- North Beach Oceanside Park - $500,000
- Fleet Management Concrete Spalling - $100,000
- Fleet Management-Generator Transfer Switch - $100,000
- Ocean Rescue Fire Alarm Renewal - $30,300
- Fleet Management Fire Sprinkler - $250,000
- Brittany Bay Park - $171,729
- Citywide Bridges - $219,125 (transfer from Bridge Repairs FY 2019 project)
- Belle Isle Park Lighting Enhancement - $110,000
- Middle Beach Water Tower Painting - $50,000
- De-appropriate West Avenue Phase II - $589,947 (as discussed at the July 17, 2020 FERC meeting, allowing for these PAYGO dollars to be used to fund other capital projects in the FY 2021 Capital Budget. Available 2003 General Obligation Bond for Neighborhoods dollars will be appropriated to fund this project as noted below.)

Projects deferred due to COVID-19 which were re-activated:

- Polo Park Lighting & Soccer Field - $857,680
- City Hall-Generator Replacement - $600,000
- Beach Restrooms Paint and Concrete - $86,000
- Park View Island Annex - Dog Park - $59,575

Projects deferred due to COVID-19 which were defunded and programmed in future years:

- Citywide Parks Irrigation System - $155,725
- Collins Park Performing Arts Venue (Rotunda) - $175,000
- Alleyway Restoration Phase III - $100,000
- Middle Beach ROW Landscape - $135,715
- North Beach Parks Restroom Restoration - $91,000
- Outdoor Training Facility (Fire) - $100,000 (programmed in FY 2025)
- Buoy Park Reforestation Improvement - $150,000
- Smart Building Automation System - $100,000

Transportation (Fund 106)

- Change of funding source for North Beach Neighborhood Greenways-Phase 1 to the Concurrency Mitigation Fund - $448,625

7th Street Garage (Fund 142)

- 7 Street Garage UPS Battery System Renewal- $66,600

Fees in Lieu of Parking (Fund 155)

- Surface Lot at Biscayne Beach - $307,029

Concurrency Mitigation (Fund 158)

- Change of funding source for a portion of the Intelligent Transport System project to the People's Transportation Plan-PTP (Half Cent Transit Surtax- County) Fund - $741,000
- North Beach Greenways- Phase II - $604,230

Overview Of The FY 2021 Capital Budget (One-Year Capital Budget) Cont'd

Concurrency Mitigation (Fund 158) Cont'd

- Pine Tree Drive and 46th Street Roundabout (additional funding of $500,000 is expected from Miami Dade County) - $603,603
- North Beach Greenways Phase I - $448,625

People's Transportation Plan (PTP/Half Cent Transit Surtax-County) (Fund 187)

- Intelligent Transport System - $741,000
- Prairie Avenue and 44th Street/Chase Avenue Traffic Circle - $84,420

2003 General Obligation Bonds - Neighborhoods (Fund 384)

- West Avenue Phase II - $589,947

Water & Sewer Capital Projects Funded by Operations (Fund 418)

- FDOT Utilities Relocation - $221,175
- Wastewater Manhole Rehabilitation - $1,545,000
- Sewer Pump Station # 18 Improvements - $700,000
- Water & Wastewater Mains and Rehab - $140,889
- DERM & EPA Consent Decree - $500,000

Water & Sewer Bonds (Funds 419, 420)

- Wastewater Stations Rehabilitation - $6,603,400
- Water Pump Stations Improvements - $4,595,000
- Water & Wastewater Mains and Rehab - $9,276,820
- Water Meter Replacement Program - $5,000,000
- Valve Replacement Program - $931,635
- FDOT Utilities Relocation - $178,825

Storm Water Bonds (Fund 429)

- West Avenue Phase II - $9,195,255
- Scada and PLC Systems - $1,237,500

Miami-Dade County Inter-Local Agreement (Storm Water/General Capital Projects) (Fund 433)

- Citywide Seawall Rehab - $5,000,000

Sanitation Enterprise (Fund 435)

- Defunding Bayshore Green Waste Facility as the project is near completion and remaining funds are only needed for possible DERM requests or modification of the engineering controls for closure - $576,761

RDA Garage (Fund 463)

- 16th Street Garage Fire Sprinkler - $1,144,000
- 16th Street Canvas Awning Renewal - $56,560
- Anchor Garage-Fire Alarm Replacement - $101,000

Parking Bond (Fund 486)

- 6th Street & Collins Parking Lot P14 - $303,000
- Defunding Lot 9d P86-6976 Indian Creek Drive to reflect reduction in cost - $191,000
- 13th Street Garage-Window/Glass Block - $35,350

Parking Bond (Fund 486) Cont'd

- Sunset Harbour Garage-Fire Alarm - $35,000
- 42nd Street Garage-50yr Certification - $312,090
- 12th Street Garage Roof and Deck - $806
- Defunding 1755 Meridian Garage Roof and Deck to reflect reduction in scope and cost - $900,000
- 13th Street Garage-40yr Certification - $300,000
- 42nd Street Garage Fall Protection Guards Renewal - $151,500

Parking Capital Not Bonds (Fund 490)

- Change of funding source of the 12th Street Garage-Roof and Deck project for portion which could be funded by Parking Bonds - $299,806
- Defunding 1755 Meridian Garage Roof and Deck to reflect reduction in scope and cost - $500,000

Fleet Management (Fund 510)

- FY 2021 Vehicle/Equipment Replacement - $9,968,000

Information Technology (Fund 550)

- Fiber Communications Installation - $131,000

Community Development Block Grant (CDBG) (Various Funds)

- Beginning in FY 2021, housing projects funded by this grant will only be presented to the Commission directly for approval by the Office of Housing and Community Services, as currently done with the operating budget for this grant.

Home Investment Partnership Program (HOME) (Various Funds)

- Beginning in FY 2021, housing projects funded by this grant will only be presented to the Commission directly for approval by the Office of Housing and Community Services, as currently done with the operating budget for this grant.

The Capital Budget for FY 2021 totals $60,181,145 and was appropriated on October 1, 2020 when approved by the City Commission. Projects will address many needs in different areas of the City including: neighborhood enhancements such as landscaping and sidewalk restoration; traffic calming; roadway and bridge resurfacing and reconstruction; water, sewer, and drainage system improvements; park construction, renovations and upgrades; renovations of seawalls; parking lot and garage renovations, construction/renovations of public facilities; and vehicle replacement. The following tables summarize the capital expenditures by funding and program source.

PROGRAM	FY 2021
Utilities	31,061,244
Equipment	9,968,000
Streets/Sidewalks/Streetscapes	8,357,526
Seawalls	5,000,000
Parks	4,264,914
Renewal & Replacement	1,976,294
Transit/Transportation	601,253
Parking Lots	419,029
Parking Garages	335,500
Monuments	97,350
Street Lighting	(629,000)
General Public Buildings	(1,270,965)
Total Appropriations as of 10/1/2020	**$ 60,181,145**

FUNDING SOURCE	FY 2021
Water & Sewer Bonds 2017	26,406,855
Stormwater Bonds 2017	10,432,755
Fleet Management	9,968,000
Stormwater Projects - MDC ILA	5,000,000
Water & Sewer Capital Projects	3,107,064
RDA Garage (Anchor)	1,301,560
Resort Tax 1% - South Beach Quality of Life	1,071,505
Concurrency Mitigation	915,458
Half Cent Transit Surtax	825,420
Resort Tax 1% - North Beach Quality of Life	747,796
Resort Tax 1% - Mid Beach Quality of Life	672,610
GO Bonds - Neighborhoods 2013	589,947
Fees in Lieu of Parking	307,029
Pay-As-You-Go	214,642
Water & Sewer Bonds 2010	178,825
IT Communications	131,000
7th Street Garage	66,600
Parking Bonds 2010	46,746
Capital Renewal & Replacement	22,525
Transportation	(448,625)
Sanitation Projects	(576,761)
Parking Capital Not Bonds	(799,806)
Total Appropriations as of 10/1/2020	**$ 60,181,145**

The FY 2021-2025 Capital Improvement Plan by Funding Summary sorts the projects in the FY 2021 – 2025 CIP and FY 2021 Capital Budget by funding source (revenue). As seen in the following graph, the Water & Sewer Bonds bring in the largest portion (43%) of revenue for FY 2021 capital projects, followed by Storm Water Bonds at 17%.

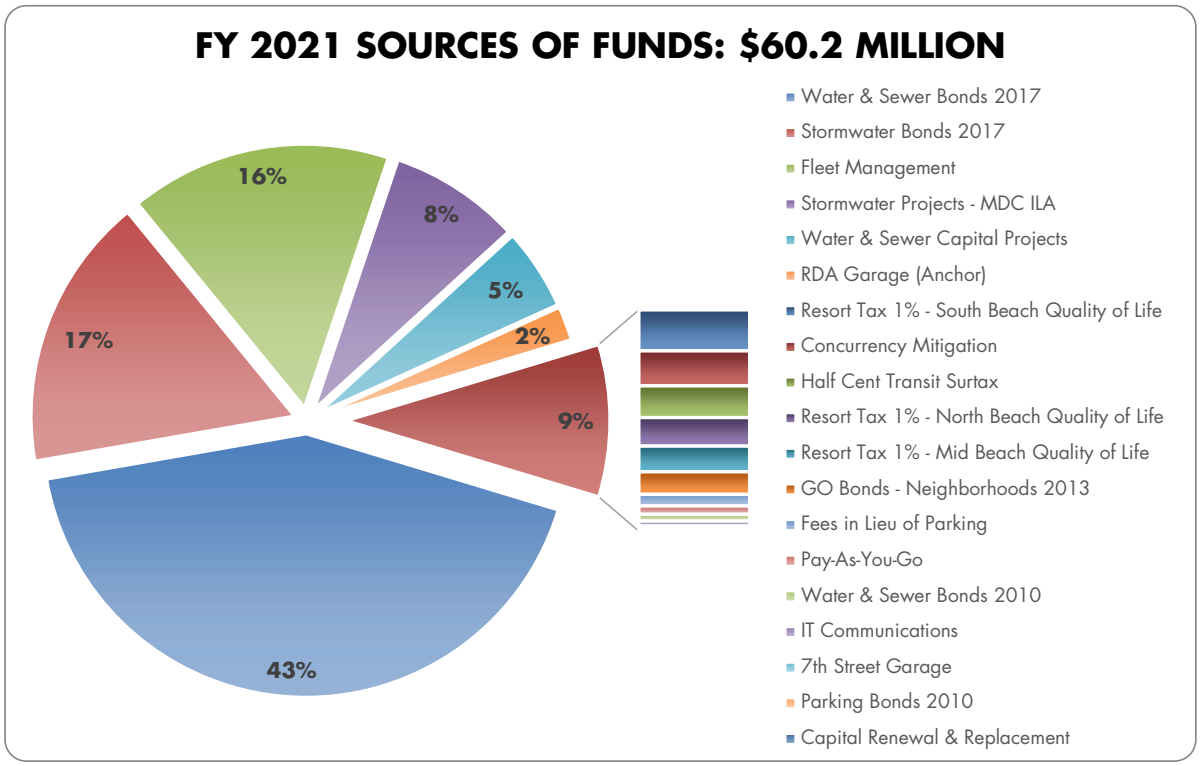

The FY 2021 – 2025 Capital Improvement Plan by Program sorts the projects in the FY 2021 – 2025 CIP and FY 2021 Capital Budget by Program (expenditure). The largest investments in FY 2021 are in utilities (50%), followed by equipment at 16%.

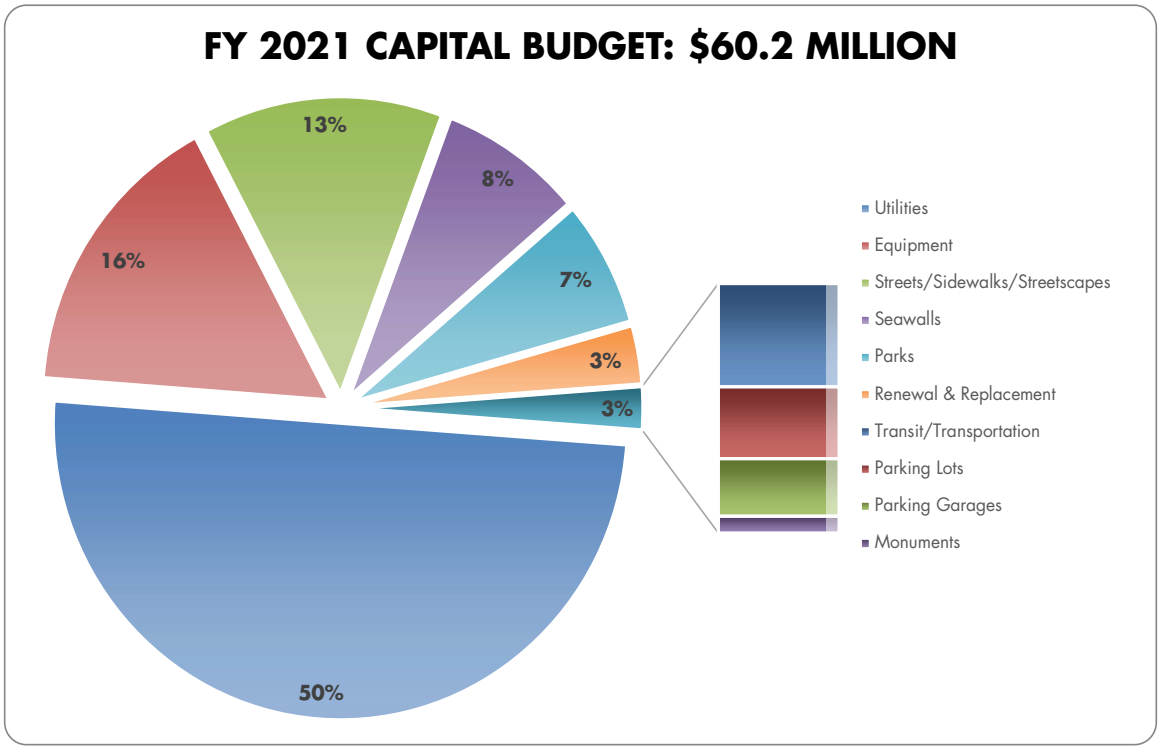

Impact Of The CIP On The Operating Budget

The table below summarizes the net operating cost impact of the CIP on the operating budget for Fiscal Years 2021 – 2025. Net operating cost impacts include all new anticipated expenditures associated with a project, offset by any new revenues generated by that project. Net operating cost impacts for FY 2021 through FY 2025 are estimates that continue to be refined each year as capital projects progress from concept through construction and are incorporated into the annual operating budget. Operating costs for completed projects and projects programmed beyond FY 2025, as well as projects pending programming of funds, are not included in these totals.

Total Estimated Annual Operating Cost Impact	
FY 2021	$959,260
FY 2022	$2,006,478
FY 2023	$2,144,317
FY 2024	$1,807,267
FY 2025	$182,800

Financing

Several capital financing transactions are reflected in the CIP including: General Obligation Bonds, Storm Water Revenue Bonds, Water and Sewer Revenue Bonds, Gulf Breeze Loans, and an Equipment Master Lease.

In 1995, the City issued $59 million in Water and Sewer Revenue Bonds. In 1997, the City paid $15 million for the 1996 authorized General Obligation Bonds to construct, renovate and rebuild parks and recreation facilities within the City's park system.

In 2000, the City issued the initial $30 million of the authorized $92 million 1999 General Obligation Bond. These funds were issued to expand, renovate, and improve fire stations and related facilities; improve recreation and maintenance facilities for parks and beaches; and improve neighborhood infrastructure. In 2000, the City also issued $54,310,000 in Water and Sewer Bonds and $52,170,000 in Storm Water Revenue Bonds. In addition, the City was granted a $4 million Section 108 U.S. Housing and Urban Development Loan for improvements to neighborhood streets, North Shore Park and Youth Center.

In 2001, the City executed loan agreements with the City of Gulf Breeze, Florida, providing $15 million for the renovation and improvement of two City owned golf courses and their related facilities. The City issued the remaining $62,465,000 of the referendum-approved $92 million General Obligation bonds in July 2003 for improving neighborhood infrastructure in the City. Further, in 2006 and 2010, the City executed loan agreements with the City of Gulf Breeze, Florida, providing an additional $24 million and $30 million for water and sewer projects, respectively.

In 2006 and 2010, the City executed loan agreements with the City of Gulf Breeze, Florida, providing an additional $24 million and $30 million for water and sewer projects, respectively. In FY 2009, a line of credit was issued and was being used to fund projects in advance of issuing water and sewer and storm water bonds. The City uses this line of credit in order to have the necessary funding capacity to enter into new projects while allowing time to both build the necessary rate capacity to issue additional tax-exempt bonds. This phased approach provides the City with more time to refine the cost estimates for projects planned to be in construction prior to issuance of bonds. In FY 2012, approximately $50 million in storm water bonds were issued replacing funding for projects previously funded by the line of credit. In FY 2015, approximately $100 million in storm water bonds were issued as part of the first of three $100 million bonds to upgrade the City's storm water system.

On December 15, 2015, the City issued $164,920,000 in Resort Tax Revenue Bonds, Series 2015. These Series of bonds were issued by the City for the purpose of providing funds to (1) finance a portion of the costs of acquiring and constructing renovations to the Miami Beach Convention Center and related improvements, and (ii) pay the costs of issuing the Series 2015 bonds. The City

FINANCING CONT'D

also issued $58,825,000 in Parking Revenue Bonds, Series 2015. These Series of bonds were issued by the City for the purpose of providing funds to (i) finance a portion of the costs of acquiring and constructing a new parking facility and improvements to a surface parking lot to serve the City's Convention Center, and (ii) pay the cost of issuing the Series 2015 bonds. Lastly, the RDA Agency issued $286,245,000 in Tax Increment Revenue and Revenue Refunding Bonds, Series 2015A and $35,850,000 in Tax Increment Revenue Refunding Bonds, Taxable Series 2015B. The Series 2015A bonds were used, together with certain other legally available moneys of the Agency, to (i) provide for the current refunding of all the outstanding Series 2005B bonds, (ii) finance certain costs of acquiring and constructing renovations to the Miami Beach Convention Center and certain other improvements, and (iii) pay costs of issuance of the Series 2015 bond and refunding the outstanding Series 2005B bonds. The Series 2015B will be used to (i) provide for the advance refunding of all the outstanding Series 1998 bonds, (ii) provide for the current refunding of all the outstanding Series 2005A bonds, and (iii) pay costs of issuance of the Series 2015B bonds and refunding the outstanding Series 1998A bonds and the outstanding Series 2015A bonds, including the portion of the premium allocable to the Series 2015B bonds for the reserve policy.

In Fiscal Year 2017, the City obtained a bank loan in the amount of $19.7 million to refund the outstanding taxable special obligation refunding bonds, Series 2005. This refinancing provided the City with a net present value savings of $1.5 million over five years.

Subsequent to September 30, 2017, on December 14, 2017, the City issued at par value $115.2 million of Water and Sewer Revenue Bonds secured by the net revenues of the City's combined water and sewer system. The Series 2017 Bonds are being used for the purpose of providing funds to finance the cost of certain capital improvements as part of the City's multi-year program to upgrade the facilities and enhance the effectiveness and reliability of the Water and Sewer Utility as well as to provide current refunding and defeasance of all outstanding Series 2000 Bonds, prepayment of all outstanding Series 2006B-2 Bonds, and prepayment of all the outstanding Series 2006E Bonds The bonds are rated Aa3 by Moody's and AA- by Standard and Poor's. The Bonds have an all-inclusive true interest cost of 3.75% for 30-year fixed rate debt. The advance refunding generated $7.2 million in savings, with average annual savings of $550,000 in 2018 – 2030. The refinancing also restructured the debt to provide more overall level debt service, which reduces the impact of the additional debt service for capital improvements to ratepayers.

On December 22, 2017, the City issued at par value $156.6 million of Storm Water Revenue Bonds secured by the net revenues of the City's storm water system. The Series 2017 Bonds are being used for the purpose of providing funds to finance a portion of the costs of certain capital improvements as part of the City's multi-year program to improve and enhance the effectiveness and reliability

FINANCING CONT'D

of the Storm Water Utility as well as provide for the advance 5 refunding and defeasance for a portion of the outstanding 2011A Bonds and 2011B Bonds. The City will provide for the refunded bonds to be redeemed on September 1, 2021 at a redemption price equal to the principal amount of the refunded bonds, without premium. The bonds are rated Aa3 by Moody's and AA- by Standard and Poor's. The Bonds have an all-inclusive true interest cost of 3.81% for 30-year fixed rate debt. The advance refunding generated $5.5 million in savings, with average annual savings of $230,000 in 2018 – 2041.

On May 2, 2019, the City issued $162,225,000 in General Obligation and Refunding Bonds, Series 2019 to provide the current refunding of the Series 2003 General Obligation Bonds maturing after September 1, 2033. The net proceeds of the issue were placed into an irrevocable escrow deposit account, which invested in government obligations, that will provide monies sufficient to pay the principal and interest of the refunded bonds. On the date of issue, $28,080,000 of principal was refunded. The aggregate difference in debt service between the refunding debt and the refunded debt is $8,522,492 and the economic gain on the transaction was $4,904,949.

General Obligation Bond Projects

On November 6, 2018, the citizens of the City of Miami Beach voted in favor of issuing $439 million in General Obligation bonds ("G.O. Bonds") to:

- Improve the City's police, fire, and public safety facilities, in addition to equipment, technology, and lighting to improve security throughout the City
- Improve the City's parks, recreational and cultural facilities, inclusive of playgrounds, baywalks, beachwalks, waterways, landscaping, equipment, lighting, security, and parking related to such facilities
- Improve the City's neighborhoods and infrastructure, including storm water and flooding mitigation projects, sidewalk and street renovation and repairs, protected bicycle lanes, pedestrian paths, landscaping, and lighting

GENERAL OBLIGATION BOND PROJECTS CONT'D

At the March 4, 2019 G.O. Bond workshop, the City Commission reviewed the proposed G.O. Bond Implementation Plan, which outlined the sequencing of the 57 voter-approved projects. At the March 13, 2019 Commission Meeting, the City Commission approved the G.O. Bond execution plan for the first tranche and authorized the issuance of General Obligation Bonds, Series 2019, for the funding of these projects. The fourth amendment to the FY 2019 Capital Budget, which was approved at this meeting, allowed for the expedited funding of seven of these approved first tranche projects in the amount of $19,760,000.

At the April 10, 2019 Commission Meeting, the City Commission approved the funding of the remaining $131,379,000 of tranche 1 projects, for a total of $151,139,000.

- 19 Parks projects totaling $86,733,000
- 11 Public Safety projects totaling $36,406,000
- 8 Neighborhood/Infrastructure projects totaling $28,000,000

In an effort to increase transparency and to provide detailed information on the G.O. Bond program, the City recently launched a robust website which provides a wealth of information on the status of each project, including an interactive dashboard that provides real-time information at the users' fingertips.

WANT EVEN MORE INFORMATION?

For more information, go to:
https://www.gombinfo.com

General Obligation Bond Debt Service

The purpose of issuing General Obligation Bonds is to obtain funds for various capital projects, economic and environmental improvements, and public works and public safety improvements. The City has established a 5-year Capital Improvement Plan which details planned capital improvement projects and their respective funding sources. Among the areas for improvements are: parks and recreational facilities, streets, street lighting and bridges, fire equipment, and municipal facilities. General Obligation Bonds are issued and mandated by the public through a formal referendum vote.

The City continues to maintain its General Obligation rating from Moody's at Aa2. On July 28, 2014, Standard and Poor's (S&P) Rating Services upgraded the City's rating from AA- to AA+ with a stable outlook—one level beneath AAA rating. The rating reflects Miami Beach's very strong local economy with projected per capita effective buying income at 151% of the national average. Additional factors included strong overall budgetary performance and very strong budget flexibility and liquidity with significant reserves. Based on past debt issuances, S&P believes that the City has exceptional access to capital markets to provide liquidity needs if necessary. Additionally, Miami Beach demonstrates strong financial practices and management. Strengths include detailed budget assumptions that take into account historical and current trends and needs; monthly monitoring of financial operations with results reported to the Commission on a quarterly basis; five-year financial forecasts on General Fund operating revenues and expenditures; a formal five-year capital plan that is updated annually; a formal investment policy; and a reserve policy requiring the City to maintain an emergency reserve of at least 17% of the ensuing year's operating budget, as well as an additional reserve of at least 8% in the General Fund.

In the Spring of 2019, both rating agencies re-affirmed the City's credit ratings at Aa2 and AA+ respectively. This review incorporated risks from climate change and severe weather events into the analysis. The City was credited for its proactive efforts to reduce risk by investing in our aging infrastructure and adapting to climate change by using the best available science and knowledge. The City will continue to act along these lines as climate resilience will be a consideration for future ratings.

BUDGET HIGHLIGHTS

- The Voted Debt Service millage rate of 0.3227 is estimated to provide $12,798,000 for debt service
- Principal and interest payments for FY 2021 are as follows:

Principal	$5,445,000
Interest	7,349,000
	$12,794,000

- An additional $4,000 is required for paying agents and other fees.

FINANCIAL SUMMARY

	2017 Actual	2018 Actual	2019 Actual	2020 Adopted	2021 Adopted
Revenue Area					
Property Taxes	5,916,889	6,003,623	5,958,354	11,175,000	12,798,000
Other	1,153	0	0	621,000	0
Total	$ 5,918,042	$ 6,003,623	$ 5,958,354	$ 11,796,000	$ 12,798,000
Expenditure Area					
Debt Service	5,910,218	5,903,769	5,278,934	11,792,000	12,794,000
Operating Expenditures	1,153	1,205	1,245	4,000	4,000
Other	0	1,878,160	0	0	0
Total	$ 5,911,371	$ 7,783,134	$ 5,280,180	$ 11,796,000	$ 12,798,000

*During FY 2018, an analysis of the G.O. Debt Service Fund was conducted resulting in a reclassification of approximately $1.9 million from the G.O. Bond Debt Service Fund to the City's General Fund.

General Obligation Bond Summary At September 30, 2019

The City issues general obligation bonds to provide funds for the acquisition, construction and improvements of major capital facilities. General obligation bonds have been issued for governmental activities. The amount of outstanding general obligation bonds issued is $172,685,000. General obligation bonds are direct obligations and pledge the full faith and credit of the City.

The general obligation bonds outstanding at September 30, 2019 consist of the following:

Issue Name	Interest Rate	Year Issued	Final Maturity	Original Issue	Outstanding 9/30/2019
General Obligation - Series 2011	3.00-5.00	2011	2023	$ 34,840,000	$ 10,460,000
General Obligation - Series 2019	3.00-5.00	2019	2049	162,225,000	162,225,000
Total General Obligation Bonds				$ 197,065,000	$ 172,685,000

On December 1, 2011, the City issued $34,840,000 in General Obligation Refunding Bonds, Series 2011. These Series of bonds were issued by the City for the purpose of (i) refunding the Series 2000 General Obligation Bonds maturing after December 1, 2011, and the Series 2003 General Obligation Bonds maturing on and after September 1, 2014 through and including September 1, 2023, and (ii) paying the costs of issuance of the Bonds. The General Obligation Refunding Bonds, Series 2011 will be payable from ad valorem taxes assessed, levied and collected, without limitation as to rate or amount, on all taxable property within the corporate limits of the City. The Series 2011 Bonds were issued with interest rates of 3.00% to 5.00% payable semiannually on March 1 and September 1 and will mature serially through September 1, 2023.

On November 6, 2018, the electorate of the City of Miami Beach approved the issuance of $439,000,000 of general obligation bonds, consisting of (i) $169,000,000 for parks, recreational facilities, and cultural facilities, (ii) $198,000,000 for neighborhoods and infrastructure, and (iii) $72,000,000 for police, fire, public safety, and security improvements. As the overall $439 million General Obligation Bond (GOB) program will be implemented over a period of approximately 10 to 12 years, rather than all at once, the City anticipates issuing tranches every 3 years. On May 2, 2019, the City issued the first tranche $162,225,000 in General Obligation and Refunding Bonds, Series 2019. These Series of bonds were issued by the City for the purpose of (i) finance a portion of the costs of the City's (a) Public Safety Projects, (b) Neighborhood and Infrastructure Projects, and (c) Parks and Recreation and Cultural Facilities Projects; (ii) refunding the Series 2003 General Obligation Bonds maturing after September 1, 2033, and (iii) paying the costs of issuance of the Bonds. The General Obligation and Refunding Bonds, Series 2019 will be payable from ad valorem taxes assessed, levied and collected, without limitation as to rate or amount, on all taxable property within the corporate limits of the City. The Series 2019 Bonds were issued with interest rates of 3.00% to 5.00% payable semiannually on November 1 and May 1 and will mature serially through May 1, 2049. At September 30, 2019, the City did not have any defeased General Obligation debt. Annual debt service requirements to maturity for general obligation bonds are as follows:

Fiscal Year Ending September 30	General Obligation Bonds Governmental Activities		
	Principal	Interest	Total
2020	$ 4,250,000	$ 7,541,295	$ 11,791,295
2021	5,445,000	7,348,400	12,793,400
2022	4,390,000	7,096,050	11,486,050
2023	3,555,000	6,876,550	10,431,550
2024	5,165,000	6,698,800	11,863,800
2025-2029	18,295,000	30,431,500	48,726,500
2030-2034	24,025,000	25,518,850	49,543,850
2035-2039	28,545,000	19,849,000	48,394,000
2040-2044	35,710,000	12,683,200	48,393,200
2045-2049	43,305,000	5,094,837	48,399,837
	172,685,000	129,138,482	301,823,482
Plus: Unamortized Bond Premium	18,908,021		18,908,021
	$ 191,593,021	$ 129,138,482	$ 320,731,503

Sections 36 and 37 of the City Code limit the issuance of debt to no more than 15 percent of the assessed valuation. The City's current debt margin is 3.27 percent, which is below the 15 percent ceiling.

Legal Debt Margin Calculation for Fiscal Year 2019	
Assessed value	$ 38,887,661,101
Debt limit (15% of assessed value)	5,833,149,165
Debt applicable to limit:	
General obligation bonds	191,593,021
Less: Amount set aside for repayment of general obligation debt	774,403
Total net debt applicable to limit	190,818,618
Legal debt margin	$ 5,642,330,547

Note: Assessed value is the certified taxable value as of January 1, 2018.

Other Long-Term Debt

Special Obligation Bonds – Governmental Activities

At September 30, 2019 the outstanding principal of special obligation bond issues and repayment sources are as follows:

Issue Name	Repayment Source	Total Original Issue	Total Outstanding Principal
1985E Gulf Breeze Fixed Rate, Series E	Non ad-valorem	$ 22,500,000	$ 2,280,000
2015 Resort Tax Revenue Bonds	Resort tax revenue	194,920,000	181,155,000
2015A Tax Increment Revenue Refunding Bonds	RDA tax increment revenue	286,245,000	280,585,000
2015B Tax Increment Revenue Refunding Bonds	RDA tax increment revenue	35,850,000	21,465,000
Total Special Obligation Bonds		$ 539,515,000	$ 485,485,000

On August 1, 2001, the City executed a loan agreement with the City of Gulf Breeze, Florida, Local Government Pool. Gulf Breeze Series E, in the amount of $22,500,000, principal is to be repaid in nineteen annual installments commencing December 1, 2002 with interest paid semi-annually. $17,115,000 was used to repay the outstanding balance of the City Gulf Breeze, Florida Local Government Loan Program Series 1985C variable rate notes. $14,977,000 was used to repay a portion of the outstanding principal from the Sunshine State Loan. The remaining funds was be used for the renovation and improvement of two City owned golf courses and their related facilities.

On December 15, 2015, the City issued $194,920,000 in Series 2015 Resort Tax Revenue Bonds for the purpose of providing funds to finance a portion of the costs of acquiring and constructing renovations to the Convention Center and related improvements and pay the costs of issuing the Series 2015 bonds. The Series 2015 bonds were issued with interest rates of 3.00% to 5.00% payable semiannually on March 1 and September 1.

In August 2007, the Resort Tax Refunding Bonds, Series 1996, were defeased. As a result, the outstanding balance of $3,060,000 was removed from the governmental activities column of the statement of net position. At September 30, 2019, $800,000 is still considered defeased.

On December 15, 2015 the City issued $286,245,000 in Series 2015A Tax Increment Revenue and Revenue Refunding Bonds to provide for the current refunding of all of the Agency's Tax Increment Revenue Refunding Bonds, Series 2005B; finance certain costs of acquiring and constructing renovations to the convention center and certain other improvements; and pay costs of issuance of the Series 2015A bonds. The Series 2015A bonds were issued with interest rates of 4.00% to 5.00% payable semiannually on February 1 and August 1.

On December 15, 2015 the City issued $35,850,000 in taxable Series 2015B Tax Increment Revenue Refunding Bonds to provide for the advance refunding of all of the Agency's Tax Increment Revenue Refunding Bonds, Taxable Series 1998A; provide for the current refunding of all of the Agency's Tax Increment Revenue Refunding Bonds, Taxable Series 2005A; and pay costs of issuance of the Series 2015B bonds. The Series 2015B bonds were issued with interest rates of 1.93% to 3.69% payable semiannually on February 1 and August 1.

On September 22, 2005, the City partially refunded/defeased the Tax Increment Revenue Bonds, Series 1998A by the issuance of the Series 2005A and 2005B tax increment revenue refunding bonds. On December 15, 2015, the City issued $286,245,000 in Series 2015A Tax Increment Revenue and Revenue Refunding Bonds to provide for the current refunding of all of the Agency's Tax Increment Revenue Refunding Bonds, Series 2005B. At September 30, 2019, $3,420,000 is still considered defeased.

At September 30, 2019, debt service requirements to maturity for special obligation bonds are as follows:

Fiscal Year Ending September 30	Special Obligation Bonds		
	Principal	Interest	Total
2020	$ 11,865,000	$ 23,464,928	$ 35,329,928
2021	12,385,000	22,974,735	35,359,735
2022	11,685,000	22,481,115	34,166,115
2023	12,155,000	22,027,697	34,182,697
2024	11,885,000	21,480,725	33,365,725
2025-2029	68,880,000	97,920,050	166,800,050
2030-2034	87,915,000	78,897,875	166,812,875
2035-2039	112,635,000	54,171,500	166,806,500
2039-2043	144,200,000	22,607,025	166,807,025
2040-2044	11,880,000	572,150	12,452,150
	485,485,000	366,597,800	852,082,800
Plus: Net Unamortized Bond Premium	42,654,796		42,654,796
	$ 528,139,796	$ 366,597,800	$ 894,737,596

For the fiscal year ended September 30, 2019, maximum annual debt service on the RDA tax increment bonds was $21,729,597 and the tax increment revenues totaled $53,142,078. Remaining outstanding principal and interest is $525,919,000.

For the fiscal year ended September 30, 2019, maximum annual debt service on the Resort Tax bonds was $12,454,750 and the Resort Tax revenues totaled $88,246,170. Remaining outstanding principal and interest is $323,768,300.

Revenue Bonds – Business-Type Activities

PARKING FUND

On November 16, 2010, the City issued $17,155,000 in Parking Revenue Refunding Bonds, Series 2010A and $27,405,000 in Parking Revenue Bonds, Series 2010B. The Series 2010A Bonds are being issued by the City for the purpose of providing funds, together with other available moneys, to (i) current refund the City's outstanding Parking Revenue Bonds, Series 1997, previously issued in the aggregate principal amount of $21,000,000, (ii) fund a deposit to the Reserve Account and (iii) pay costs of issuance of the Series 2010A Bonds. The Series 2010A Bonds were issued with interest rates of 3.00% to 5.00% payable semiannually on March 1 and September 1, and will mature serially through September 1, 2022.

The Series 2010B Bonds were issued by the City for the purpose of providing funds, together with other available moneys, to (i) pay the costs of acquiring and constructing a new parking garage and other capital improvements to the Parking System, (ii) fund a deposit to the Reserve Account and (iii) pay costs of issuance of the Series 2010B Bonds. The Series 2010B Bonds were issued with interest rates of 4.00% to 5.00% payable semiannually on March 1 and September 1, and will mature serially through September 1, 2040.

On December 15, 2015, the City issued $58,825,000 in Parking Revenue Bonds, Series 2015. The Series 2015 Bonds are being issued for the purpose of providing funds to finance a portion of the costs of constructing a new parking facility and improvements to a surface parking lot to service the City's convention center, which is being renovated, and pay the costs of issuing the Series 2015 Bonds. The Series 2015 Bonds were issued with interest rates of 3.00% to 5.00% payable semiannually on March 1 and September 1, and will mature through September 1, 2045.

At September 30, 2019, no Parking obligations were considered defeased.

Parking Revenue Fund indebtedness at September 30, 2019, is comprised of the following issued indebtedness:

Initial Issuance	Description	Outstanding Principal
$17,155,000	Series 2010A Parking Revenue Refunding Bonds due in annual installments through 2022: interest at 3.00% - 5.00%	$4,155,000
$27,405,000	Series 2010B Parking Revenue Bonds due in annual installments through 2040: interest at 4.00 - 5.00%	27,405,000
$58,825,000	Series 2015 Parking Revenue Bonds due in annual installments through 2045: interest at 3.00% - 5.00%	58,590,000
	Total bonds outstanding	$90,150,000

PARKING FUND CONT'D

The aggregate maturities of Long-Term Debt at September 30, 2019, are as follows:

Fiscal Year Ending September 30	Bonded Debt		
	Principal	Interest	Total
2020	$ 1,805,000	$ 4,444,113	$ 6,249,113
2021	1,895,000	4,354,663	6,249,663
2022	1,990,000	4,261,613	6,251,613
2023	2,070,000	4,182,013	6,252,013
2024	2,165,000	4,086,913	6,251,913
2025-2029	12,475,000	18,777,876	31,252,876
2030-2034	15,825,000	15,426,588	31,251,588
2035-2039	20,195,000	11,059,750	31,254,750
2040-2044	25,775,000	5,480,500	31,255,500
2045	5,955,000	297,750	6,252,750
	90,150,000	72,371,779	162,521,779
Plus: Net Unamortized			
Bond Premium	5,757,571		5,757,571
Bond Discount	(342,901)		(342,901)
	$ 95,564,670	$ 72,371,779	$ 167,936,449

All parking revenue bonds are payable from and secured by a lien on and pledge of net revenues derived from the operation of the City's parking system. The total principal and interest remaining to be paid on all Parking bonds is $162,521,779. Principal and interest paid for the current year and total customer net revenues were $6,252,913 and $13,687,586, respectively.

WATER AND SEWER FUND

On February 1, 2010, the City obtained $40,000,000 from the City of Gulf Breeze Revenue Refunding Bonds, Series 2010 issued to advance refund the remaining outstanding City of Gulf Breeze, Florida Local Government Loan Program Floating Rate Demand Revenue Bonds, Series 1985J (as originally issued the "1985J" Bonds" and with respect to the refunded portion, the "Refunded 1985J Bonds") in an estimated principal amount of $40,000,000 on December 1, 2020 (Crossover Date). Interest on the Series 2010 Bonds is payable solely from investment earnings of Series 2010 Bond proceeds and earnings on amounts held in the Escrow Trust Fund created pursuant to the terms and provisions of a certain Escrow Trust Fund Agreement on February 1, 2010. On and after the Crossover Date and the payment and retirement of the Refunded 1985J Bonds in whole, until the Series 2010 Bonds are paid in full upon maturity, redemption or otherwise, the Series 2010 Bonds shall secured solely by the Revenues derived by the City from the Trust Estate relating solely to the Refunded 1985J Bonds in whole, until the Series 2010 Bonds are paid in full upon maturity or redemption.

On February 17, 2010, the City obtained three loans from the City of Gulf Breeze, Florida Local Government Loan Pool Program. The City intends to use one of the loans from the City of Gulf Breeze, Florida, Series 1985J proceeds to pay the cost of certain improvements to its water and sewer utility. As evidence of such loans, the City's Water and Sewer Fund issued $13,590,000 in Water and Sewer Revenue Refunding Bonds, Taxable Series 2009J-1A, $10,000,000 in Water and Sewer Revenue Refunding Bonds, Taxable Series 2009J-1B, $30,000,000 in Water and Sewer Revenue Bonds, Taxable Series 2009J-1C. The bonds will be repaid solely from pledged revenues of the Water and Sewer system. They are registered transcripts and insured. The two refunding bonds were issued to partially refund the Water and Sewer Revenue Bonds, Series 2000, and the other bond was issued to construct various improvements and extensions to the Water and Sewer utility.

On December 14, 2017, the City issued $115,180,000 in Water and Sewer Revenue and Refunding Bonds, Series 2017. The bonds will be repaid solely from pledged revenues of the Water and Sewer system. They are registered transcripts and insured. The bonds were issued to construct various improvements and extensions to the Water and Sewer utility and to fully refund the Series 2000, Series 2006B-2, and Series 2006 as of September 30, 2018. Principal is payable annually, interest is payable semiannually, and the issue bears interest of 3.00% to 5.00%.

At September 30, 2019, none of the bonds outstanding are considered defeased.

WATER AND SEWER FUND CONT'D

Indebtedness of the Water and Sewer Fund at September 30, 2019, is as follows:

Initial Issuance	Description	Outstanding Principal
$13,590,000	2009J-1A Water & Sewer Revenue Refunding Bonds Gulf Breeze Loan Series 1985J due in annual installments through 2020: Interest at 4.10% - 4.50%	$5,780,000
$10,000,000	2009J-1B Water & Sewer Revenue Refunding Bonds Gulf Breeze Loan Series 1985J due in annual installments through 2023: Interest at 4.82% - 5.00%	10,000,000
$30,000,000	2009J-1C Water & Sewer Revenue Bonds Gulf Breeze Loan Series 1985J due in annual installments through 2039: Interest at 5.00%	30,000,000
$115,180,000	2017 Water & Sewer Revenue and Refunding Bonds Due in semi-annual installments through 2047: Interest at 3.00 - 5.00%	113,090,000
	Total bonds outstanding	$158,870,000

At September 30, 2019, none of the bonds outstanding are considered defeased.

The aggregate maturities of Long-term debt as of September 30, 2019 are as follows:

Fiscal Year Ending September 30	Bonded Debt		
	Principal	Interest	Total
2020	$ 4,360,000	$ 7,367,337	$ 11,727,337
2021	4,455,000	7,272,794	11,727,794
2022	4,575,000	7,148,963	11,723,963
2023	4,805,000	6,916,213	11,721,213
2024	5,050,000	6,674,806	11,724,806
2025-2029	23,855,000	30,064,000	53,919,000
2030-2034	22,995,000	24,273,925	47,268,925
2035-2039	28,365,000	18,037,175	46,402,175
2040-2044	35,140,000	11,257,550	46,397,550
2045-2047	25,270,000	2,568,250	27,838,250
	158,870,000	121,581,013	280,451,013
Plus: Net Unamortized Bond Premium	14,614,434		14,614,434
	$ 173,484,434	$ 121,581,013	$ 295,065,447

All water & sewer revenue bonds are payable from and secured by a lien on and pledge of net revenues of the water and sewer utility and to the extent provided in the bond resolution, from impact fees, and from all moneys held in the funds and accounts established under the bond resolution. The total principal and interest remaining to be paid on the bonds is $280,451,012.

Principal and interest paid for the current year and total customer net revenues were $11,718,581 and $31,713,872 respectively.

STORM WATER

On February 17, 2010, the City obtained a loan from the City of Gulf Breeze, Florida Local Government Loan Pool Program. The City intends to use this loan from the City of Gulf Breeze, Florida, Series 1985J proceeds to partially refund the Series 2000 bonds. As evidence of such loan, the City's Storm Water Fund issued $16,185,000 in Storm Water Revenue Refunding Bonds, Taxable Series 2009J-2. The bonds will be repaid solely from pledged revenues of the Storm Water system. They are registered transcripts and insured.

On December 7, 2011, the City issued $52,130,000 in Storm Water Revenue Bonds, Series 2011A and $26,575,000 in Storm Water Revenue Refunding Bonds, Series 2011B. The Series 2011A Bonds are being issued by the City for the purpose of providing funds to (i) pay the costs of certain capital improvements to its Storm Water Utility, (ii) fund a deposit to the Reserve Account, and (iii) pay the costs of issuing the Series 2011A Bonds. The Series 2011A Bonds were issued with interest rates of 4.00% to 5.25% payable semiannually on March 1 and September 1, and will mature serially through September 1, 2041. The Series 2011B Bonds are being issued by the City for the purpose of providing funds, together with other available moneys of the City, to (i) refund, defease and redeem the outstanding Series 2000 Bonds, including interest to accrue to their redemption date, and (ii) paying the costs of such issuance, refunding, defeasance and redemption. The Series 2011B Bonds were issued with interest rates of 2.00% to 5.25% payable semiannually on March 1 and September 1, and will mature serially through September 1, 2030. Both Series 2011A and 2011B Bonds will be repaid solely from pledged revenues of the Storm Water System. At September 30, 2019, $44,270,000 and $25,265,000 of the Series 2011A and 2011B bonds outstanding are considered defeased.

On August 5, 2015, the City issued $99,590,000 in Stormwater Revenue Bonds, Series 2015. The Series 2015 Bonds are being issued by the City for the purpose of providing funds to (i) finance a portion of the costs of certain capital improvements currently contemplated as part of the City's five year program to improve and enhance the effectiveness and reliability of the Stormwater Utility, and (ii) pay the costs of issuing the Series 2015 Bonds. The Series 2015 Bonds were issued with interest rates of 2.00% to 5.00% payable semiannually on March 1 and September 1, and will mature serially through September 1, 2045. The Series 2015 Bonds will be repaid solely from pledged revenues of the Stormwater System.

On December 22, 2017, the City issued $156,550,000 in Stormwater Revenue and Refunding Bonds, Series 2017. The bonds will be repaid solely from pledged revenues of the Water and Sewer system. They are registered transcripts and insured. The bonds were issued to construct various improvements and extensions to the Stormwater utility and to partially advance refund (~92.8%) the Series 2011A and Series 2011B obligations as of

STORM WATER CONT'D

September 30, 2018. Principal is payable annually, interest is payable semiannually, and the issue bears interest of 3.00% to 5.00%.

Indebtedness of the Storm Water Fund at September 30, 2019 is as follows:

Initial Issuance	Description	Outstanding Principal
$16,185,000	2009J-2 Storm Water Revenue Refunding Bonds Due in annual installments through 2020: Interest at 2.00% - 4.50%	$3,750,000
$52,130,000	2011A Storm Water Revenue Bonds Due in annual installments through 2041: Interest at 4.00% - 5.25%	2,510,000
$26,575,000	2011B Storm Water Revenue Refunding Bonds Due in annual installments through 2030: Interest at 2.00% - 5.25%	305,000
$99,590,000	2015 Storm Water Revenue Bonds Due in annual installments through 2045: Interest at 2.00% - 5.00%	98,250,000
$156,550,000	2017 Storm Water Revenue and Refunding Bonds Due in annual installments through 2047: Interest at 3.00 - 5.00%	155,550,000
	Total bonds outstanding	$260,365,000

The aggregate maturities of long-term debt at September 30, 2019 are as follows:

Fiscal Year Ending September 30	Bonded Debt		
	Principal	Interest	Total
2020	$ 4,185,000	$ 11,747,206	$ 15,932,206
2021	4,350,000	11,594,206	15,944,206
2022	5,250,000	11,485,219	16,735,219
2023	5,505,000	11,231,794	16,736,794
2024	5,770,000	10,965,169	16,735,169
2025-2029	33,355,000	50,314,556	83,669,556
2030-2034	41,495,000	42,184,138	83,679,138
2035-2039	50,665,000	33,005,088	83,670,088
2040-2044	64,110,000	19,558,550	83,668,550
2045-2047	45,680,000	4,527,750	50,207,750
	260,365,000	206,613,676	466,978,676
Plus: Unamortized Premium	20,898,249		20,898,249
	$ 281,263,249	$ 206,613,676	$ 487,876,925

All storm water revenue bonds are payable from and secured by a lien on and pledge of net revenues of the stormwater utility and from all moneys held in the funds and accounts established under the Bond Resolution. The total principal and interest remaining to be paid on the bonds is $466,978,676. Principal and interest paid for the current year and total customer net revenues were $16,013,659 and $24,223,722 respectively.

Loans

EQUIPMENT

On February 20, 2008, the City entered into a new loan agreement which allows the City to be reimbursed for the purchase of machinery and equipment up to a maximum of $37,500,000. The interest rates on this loan agreement range from 1.9% to 4.5%.

On December 5, 2018, the City entered into an equipment loan agreement which allows the City to be reimbursed the purchase of vehicles and other equipment. The aggregate loan amount is for $15,000,000 with funding available in $500,000 disbursements. For advances payable over 60 months, the interest rate is the 3-year constant maturity Treasury Index multiplied by 75.50% plus 0.72%, for advances payable over 84 months, the interest rate is the 5-year constant maturity U.S. Treasury Index multiplied by 75.50% plus 0.71%, and for advances payable over 108 months, the interest rate is the 7 year constant maturity U.S. Treasury Index multiplied by 75.50% plus 0.94%.

At September 30, 2019, the City was indebted for $5,237,636. These loans are recorded in the fleet internal service fund.

The aggregate maturities of loans at September 30, 2019 are as follows:

Fiscal Year Ending September 30	Loans		
	Principal	Interest	Total
2020	$ 1,524,389	$ 113,563	$ 1,637,952
2021	1,201,621	79,198	1,280,819
2022	1,084,170	50,271	1,134,441
2023	950,268	24,264	974,532
2024	455,255	4,679	459,934
2025	21,933	340	22,273
	$ 5,237,636	$ 272,315	$ 5,509,951

CAPITAL LEASES

On May 25, 2010, the City entered into an equipment lease purchase financing agreement in a principal amount of $13,279,659, with interest at a fixed rate of 4.18% per annum, for the construction and purchase of energy savings equipment. At September 30, 2019, the total minimum lease payment was $8,089,759. The first payment was made on May 25, 2012 and the last payment will be made on April 25, 2025. The lease equipment is depreciated on a straight-line basis over 30 years. At September 30, 2019, the net book value of the assets was $8,865,757.

Following is a schedule detailing the minimum lease payments and the related interest component of each payment.

CAPITAL LEASES CONT'D

Fiscal Year Ending September 30	Loan		
	Minimum Lease Payments	Interest	Present Value of the Minimum Lease Payments
2020	$ 1,173,139	$ 316,261	$ 1,489,400
2021	1,296,242	264,757	1,560,999
2022	1,410,512	208,412	1,618,924
2023	1,531,742	147,157	1,678,899
2024	1,658,166	80,713	1,738,879
2025	1,019,958	14,261	1,034,219
	$ 8,089,759	$ 1,031,561	$ 9,121,320

The City leases communication equipment which is classified under capital leases. The leased equipment is depreciated on a straight-line basis over 7 years. The accumulated amortization at September 30, 2019 on the debt was $385,996, effective monthly interest rate relating to the lease is 3.06%. The equipment's original future present value of the minimum lease payments was $1,409,725. The net book value of the leased asset at September 30, 2019 was $1,023,729. Below is a schedule detailing the minimum lease payments and the related interest component of each payment. This amount is recorded in the IT internal service fund.

September 30	Minimum Lease Payments	Interest	Present Value of the Minimum Lease Payments
2020	$ 308,307	$ 26,617	$ 281,690
2021	308,307	18,010	290,297
2022	308,307	9,141	299,166
	$ 924,921	$ 53,768	$ 871,153

LINE OF CREDIT

On May 21, 2014, the City of Miami Beach issued Resolution No. 2014-28599 which authorized the issuance of a line of credit not to exceed an aggregate principal amount of $60 million to pay the costs of capital projects. The line of credit was obtained from one financial institution. The line of credit was renewed on July 29, 2016. Tax-exempt draws against the line of credit will have a variable interest rate of 70% of Libor rate plus 0.50%, and the taxable draws will have a variable rate equal to Libor rate plus 0.75%. For the period ending July 28, 2016, there will be an annual fee of 0.20% on the unused portion of the line of credit payable on a quarterly basis. For the periods commencing on July 29, 2016, the annual fee on the unused portion of the line of credit increased to 0.25%. The City shall pay the financial institution the entire unpaid principal balance together with all accrued and unpaid interest on May 30, 2018 (the "Maturity Date"). The Line was renewed on July 27, 2018 with Resolution 2018-30354. The annual fee for the line of credit is .25%. Tax-exempt draws against the line of credit will have a variable interest rate of 80% of Libor rate plus 0.55%, and the taxable draws will have a variable rate equal to Libor rate plus 0.75%. As of September 30, 2019, no amounts have been drawn down from this line of credit and there is no outstanding balance.

PENSION LOAN

On September 1, 2005 the City issued $53,030,000 in taxable Series 2005 Special Obligation Bonds for the purposes of, together with other legally available funds of the City, refunding the City's outstanding Series 1994 Taxable Special Obligation Bonds (Pension Funding Project) maturing September 1, 2015 and September 1, 2021, making the required payment with respect to a Hedge Agreement and paying the costs of issuing the Series 2005 and refunding the Refunded Bonds, including the premiums for the Bond Insurance Policy and Reserve Account Surety Bond. The Series 2005 bonds were issued with interest rates of 4.24% to 5.23% payable semiannually on March 1 and September 1.

On December 22, 2016 the City obtained a loan in the amount of $19,679,000 to refund the outstanding Series 2005 taxable special obligation refunding bonds (as noted in the above paragraph). Interest of 1.69% is payable semiannually on March 1 and September 1, commencing on March 1, 2017. This loan fully refunded the $53,030,000 in taxable Series 2005 Special Obligation Bonds.

The aggregate maturities of the pension loan obligations at September 30, 2019 are as follows:

Fiscal Year Ending September 30	Loan		
	Principal	Interest	Total
2020	$ 4,633,000	$ 97,716	$ 4,730,716
2021	1,149,000	19,418	1,168,418
	$ 5,782,000	$ 117,134	$ 5,899,134

CLEAN WATER STATE REVOLVING LOAN

On November 12, 2014, the City of Miami Beach entered into the Clean Water State Revolving Fund Loan Agreement with the State of Florida Department of Environment Protection. The semiannual loan payment amount is based on the total amount of $7,797,500 which consist of the Loan principal plus the estimated Loan Service Fee. Loan payments commenced on February 15, 2018 and semiannually thereafter on August 15 and February 15 of each year until all amounts due have been fully paid. The interest rate on this loan is 1.62% per annum. The loan shall be repaid in 40 semiannual loan payments of $229,001, which is $458,002 per year. Loan disbursements from the State to the City will be made for reimbursements of allowable costs. The loan is recorded as a loan payable in the governmental activities of the City's government wide statements. As of September 30, 2019, $7.4 million of allowable costs have been incurred by the City and $6.2 million has been reimbursed from the State. The loan is secured by the Stormwater fund's pledged revenues and will be repaid with such funds.

The outstanding principal balance reported at September 30, 2019 is $7,067,991.

The aggregate maturities of the loan at September 30, 2019, are as follows:

Fiscal Year Ending September 30	Loans		
	Principal	Interest	Total
2020	$ 343,948	$ 114,054	$ 458,002
2021	349,542	108,460	458,002
2022	355,228	102,774	458,002
2023	361,006	96,996	458,002
2024	366,878	91,124	458,002
2025-2029	1,925,868	364,142	2,290,010
2030-2034	2,087,674	202,336	2,290,010
2035-2037	1,277,847	38,126	1,315,973
	$ 7,067,991	$ 1,118,012	$ 8,186,003



LONG-TERM DEBT SUMMARY

Outstanding Debt
General Obligation, Special Obligation, Revenue Bonds and Loans
(in thousands)

	Governmental activities		Business-type activities		Total	
	2018	2019	2018	2019	2018	2019
General obligation	$ 42,535	$ 172,685	$ 0	$ 0	$ 42,535	$ 172,685
Special obligation	496,890	485,485			496,890	485,485
Revenue bonds			519,320	509,385	519,320	509,385
Loans	20,200	18,088			20,200	18,088
Other debt	9,153	8,090			9,153	8,090
Total	$ 568,778	$ 684,348	$ 519,320	$ 509,385	$ 1,088,098	$ 1,193,733

At the end of the current fiscal year the City had total bonded debt, loans and other long-term debt of $1.2 billion. Governmental activities had a net debt increase of $115.6 million or 20.3% while business-type activities debt decreased by $9.9 million or 1.9%. The city issued general obligation bonds in 2019 for the acquisition, construction and improvements of major capital facilities. The decreases in debt are due to the annual principal retirements during the year.

WANT EVEN MORE INFORMATION?

Please refer to the City's Comprehensive Annual Financial Report (CAFR) located at:

https://www.miamibeachfl.gov/city-hall/finance/financial-documents/

Capital Improvement Plan

The City's annual Capital Budget contains capital project commitments appropriated for Fiscal Year 2021. Preparation of the Capital Budget occurred simultaneously with the development of the FY 2021 – 2025 Capital Improvement Plan and FY 2021 Operating Budget. The Capital Budget represents the project budgets for both current and new capital projects necessary to improve, enhance, and maintain public facilities and infrastructure to meet the service demands of residents and visitors to the City of Miami Beach. Capital reserves, debt service payments, and capital purchases found in the Operating Budget are not included in this budget. The Capital Budget for FY 2021 appropriates funding for projects that will require commitment of funds during the fiscal year.

Projects will address many needs across different areas of the City including: neighborhood enhancements such as landscaping and sidewalk restoration; traffic calming; roadway and bridge resurfacing and reconstruction; water, sewer, and drainage system improvements; park construction, renovations, and upgrades; renovation of seawalls; parking lot and garage renovations; and construction/renovations of public facilities.

The CIP also contains information on appropriations prior to FY 2021 for ongoing/active projects, as well as potential future appropriations beyond FY 2025. In conjunction with the development of the FY 2021 Capital Budget and FY 2021 – 2025 CIP, the City began to develop a list of potential projects that may be funded in the future, including projects that have been approved as part of a plan, but not yet sequenced or approved for funding.

FY 2021 Capital Budget totals $60.2 million and was appropriated on October 1, 2020

Overview Of The FY 2021 - FY 2025 Five Year Capital Improvement Plan

The CIP has also been updated to include additional funding sources that have become available, changes in project timing, and other adjustments to ongoing projects as they have become better defined, including projects that have been reconfigured, re-titled, combined with or separated from other projects and/or project groupings. These adjustments have no fiscal or cash impact and are as a result of a comprehensive review of the program to ensure that our plan accurately reflects all project budgets, funding sources, and commitments.

The following table shows a summary of the Five-Year CIP by program area, as well as prior year funding for ongoing projects and funding requirements for desired projects with no anticipated funding for the FY 2021 Capital Budget and the FY 2021 – 2025 CIP, and beyond.

PROGRAM	PRIOR YEARS	FY 2021	FY 2022	FY 2023	FY 2024	FY 2025	Future	TOTAL
ART IN PUBLIC PLACES	7,936,131	-	-	-	-	-	-	7,936,131
BRIDGES	10,376,204	-	3,863,923	-	-	-	-	14,240,127
CONVENTION CENTER	629,567,548	-	-	-	-	-	-	629,567,548
ENVIRONMENTAL	4,854,000	-	2,950,000	-	-	4,500,000	-	12,304,000
EQUIPMENT	40,782,886	9,968,000	12,192,000	5,906,000	5,334,000	3,622,000	-	77,804,886
GENERAL PUBLIC BUILDINGS	23,675,351	(1,270,965)	12,705,170	-	-	2,200,000	13,000,000	50,309,556
GOLF COURSES	6,129,190	-	6,604,000	234,000	42,000	125,000	-	13,134,190
MONUMENTS	568,000	97,350	350,000	-	-	-	-	1,015,350
PARKING	250,000	-	-	-	-	-	-	250,000
PARKING GARAGES	63,421,649	335,500	3,717,790	1,956,100	1,785,000	2,325,000	500,000	74,041,039
PARKING LOTS	4,471,113	419,029	650,000	150,000	150,000	150,000	-	5,990,142
PARKS	151,730,444	4,264,914	58,814,725	1,452,000	4,845,170	23,659,100	3,123,000	247,889,353
RENEWAL & REPLACEMENT	24,504,639	1,976,294	9,258,745	2,290,500	1,744,000	6,534,000	-	46,308,178
SEAWALLS	29,412,426	5,000,000	7,000,000	5,000,000	5,000,000	-	-	51,412,426
STREETS / SIDEWALKS / STREETSCAPES	447,102,496	8,357,526	359,990,707	141,289,270	9,178,421	65,000,000	85,500,000	1,116,418,420
STREET LIGHTING	10,902,664	(629,000)	18,729,000	13,100,000	13,100,000	13,100,000	-	68,302,664
TRANSIT / TRANSPORTATION	77,695,000	601,253	6,673,650	947,000	1,500,000	3,280,000	5,431,000	96,127,903
UTILITIES	116,678,560	31,061,244	73,747,770	29,169,102	144,271,030	15,268,653	-	410,196,359
GRAND TOTAL	**1,650,058,301**	**60,181,145**	**577,247,480**	**201,493,972**	**186,949,621**	**139,763,753**	**107,554,000**	**2,923,248,272**
							FY 2021-2025	**1,165,635,971**

The graph which follows shows the major project types with funding adopted and programmed in the FY 2021 – 2025 CIP. The largest adopted and programmed investments are in the street/sidewalks/streetscapes (50%), and utilities (25%).

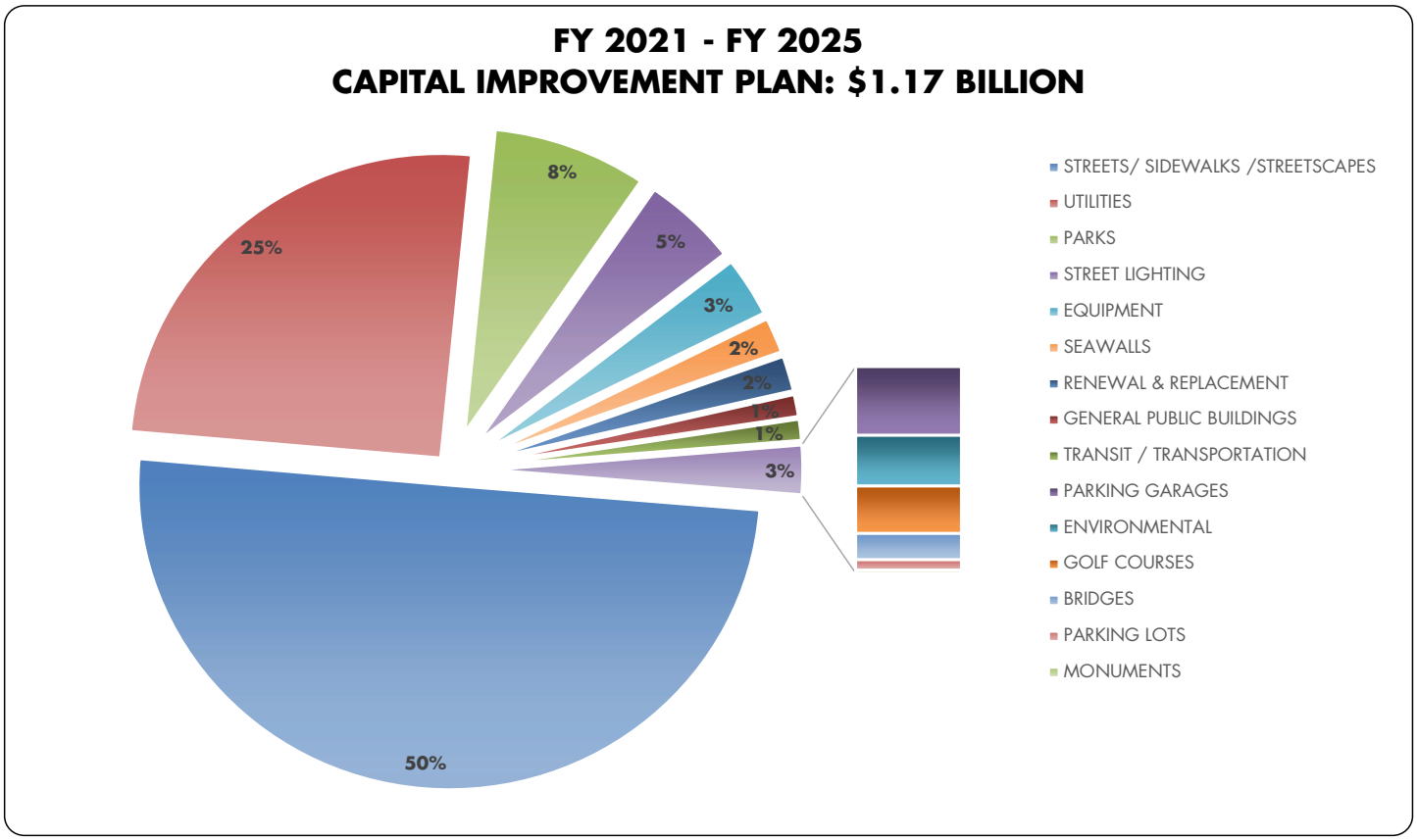

Project Highlights By Program Area

ART IN PUBLIC PLACES (AiPP)

The Art in Public Places (AiPP) Ordinance (Ordinance No. 95-2985) was adopted in 1995. The Ordinance was created to "enhance the aesthetic environment of the City of Miami Beach by including works of art on public property within the City and in City construction projects." The AiPP Ordinance was amended in May 2004 to clarify the definition of terms for eligible construction projects for funding, as well as the policies and procedures for appropriations. The AiPP Guidelines were also adopted by the City Commission at that time.

The AiPP program is currently funded by 2% of all hard costs of City projects, including new construction, additions, and costs for construction of joint private/public projects. The fund is used for the commission or acquisition of works of art; conservation and maintenance of works of art; research and evaluation of works of art; printing and distribution of related materials; and administration.

The City Commission voted to amend the Art in Public Places Ordinance at the September 11, 2019 Commission meeting (Ordinance 2019-4296). The amendment expanded the definition of "City Construction Project" to include bay walks, beach walks, streetscape beautification projects (resurfacing, curbs, gutters, pavers, sidewalks, landscaping, lighting, bus shelters, bus benches, street furniture, signage and similar above ground improvements); amended the dollar threshold therein from $500,000 to $250,000 for the projects subject to the provisions of Art in Public Places; and amended the amount to be appropriated to Art in Public Places from not less than 1.5 percent, to not less than 2 percent.

Prior Years include $7.9 million in funding for the Miami Beach Convention Center, Fire Station #2, Flamingo Park, and Lummus Park.

BRIDGES

Bridge repair projects are prioritized and funded based upon inspections by the Florida Department of Transportation, which ensures the safety of all bridges statewide. Other factors are also considered when determining the condition of a bridge, such as its load capacity. It is the City's responsibility to ensure that bridges are repaired in order to be safe for the motoring public. Pedestrian bridges are also included in this category, which is the City's responsibility to maintain.

Prior Years include $7.1 million for the West Avenue Bridge over Collins Canal; $1.6 million for Painting and Lighting of Bridges in North Beach; $706,077 for Citywide Bridges; $480,000 for the 41st Street Bridges Repair; and $180,000 for the Lighting and Painting of the 81st Street Pedestrian Bridge. The unfunded portion

BRIDGES CONT'D

of the five-year capital plan includes $3.9 million for repairs of bridges citywide.

CONVENTION CENTER

The Miami Beach Convention Center (MBCC) has been a significant factor in the economic impact of Miami Beach and the greater Miami-Dade County for over fifty years. It served as the site where Cassius Clay (later known as Muhammad Ali) defeated Sonny Liston for his first Heavyweight Championship of the World in 1964. In 1968, the Miami Beach Convention Center hosted the Republican National Convention and more than 20,000 delegates; while in 1972, more than 45,000 delegates visited the facility during both the Republican and Democratic National Conventions.

Originally built in 1957, the MBCC encompassed 108,000 square feet. In 1968, an additional 130,500 square feet of exhibit space was added, with additional support facilities subsequently constructed in 1974. In 1986, as the demand for exhibition space increased, the facility underwent a $92 million renovation and doubled in size to its current footprint. The expanded MBCC opened in 1989. At that time, a master plan was also developed for the convention center complex. Since that time, the facility has received over $50 million in continuing upgrades, including complete renovations of all restrooms, full carpet replacement, and installation of a state-of-the-art telecommunications and networking infrastructure.

Since the 1989 MBCC renovation, significant changes have taken place in the convention and tradeshow industry. The number of events, attendance, and space needs have increased on an annual basis industry wide. The economic impact of the convention and tradeshow has also increased over time. Many cities have responded to this industry growth by increasing the size of their convention centers and by adding amenities such as increased meeting space, additional parking, general session space, various technological amenities, and related features in an effort to address industry trends.

Changes in how a competitive hotel package and cultural offerings are viewed by event planners have also led to significant development in areas adjacent to the convention center in major markets throughout the country. Large headquarter hotels have been developed, and efforts to create walkable restaurant/retail environments surrounding convention centers have also been undertaken. The primary objectives of the master plan project are improvements to the MBCC and redevelopment of its surrounding area that are supported by market demand and are necessary to facilitate the ability of the MBCC to attract high impact conventions and tradeshows in an increasingly competitive environment.

CONVENTION CENTER CONT'D

A report prepared by Convention Sports & Leisure (CSL) commissioned by the Greater Miami Convention and Visitors Bureau (GMCVB) determined that the MBCC shall serve as the region's convention center given its geographic draw, and no new facility should be planned elsewhere in Miami-Dade County. The report further determined that improvements to the MBCC, including a multi-purpose general assembly/banquet hall, should be made to increase its marketability and attract high-end conventions.

The expansion and renovation of the existing MBCC includes an expansion to 1.4 million square feet, the re-orientation of the four exhibit halls, façade modifications, two separate loading docks on opposite ends of the building with 32 dock spaces, site improvements along the canal and roadways, the addition of a Grand Lobby, 1 Grand Ballroom and 4 junior ballrooms, including the rooftop 'Sunset Vista Ballroom', 10,000 square foot production kitchen, 1.61 miles of fiber optic cabling and 480 miles of copper wiring to support IT communications, 84 meeting rooms with free Wi-Fi, and 800 parking spaces located on the roof. The new MBCC re-orients the halls in an East/West direction with the primary access from Convention Center Drive, although Washington Avenue will serve as a secondary means of entry.

The project includes substantial improvements to the north of the property. The new addition at the northern portion of the property features an enclosed ground floor parking area and truck loading and delivery area. Above this is the multi-story Grand Ballroom, offering two outdoor patios spaces, with views of the beautified 3.8 acres of Collins Canal Park that spans along Collins Canal and features the restored historic Carl Fisher Clubhouse. This addition creates a new internalized loading area and includes two helix ramping entrance accesses to the roof level parking. The Washington Avenue elevation will be predominately pedestrian in nature with the elimination of the visitor drop-off and cab cueing areas. The streetscape modifications have included a green edge along the avenue with native shade trees to promote a more pedestrian friendly experience. Convention Center Drive becomes the main access point for vehicular access and for the visitor and shared ride drop-off areas. Modifications include a new median along Convention Center Drive and 19th Street creating a more sophisticated streetscape and a more celebrated boulevard experience. The Collins Canal Park walk will be substantially improved and will create a softer northern edge to the MBCC, with a continued path starting at the Holocaust Memorial, continuing through the Botanical Gardens, into Collins Canal Park and ending at the Bass Museum and Collins Park to connect multiple green spaces across multiple city blocks.

The project also includes sizeable Art in Public Places installations including pieces by six internationally recognized artists such as Ellen Harvey, Sarah Morris and Joseph Kosuth, with a budget of $7.1M. This collection is the largest collection of single curated public art in the United States.

CONVENTION CENTER CONT'D

On July 25, 2018, Resolution 2018-30438 was passed and adopted by the City Commission. This resolution called for a special election on November 6, 2018 for the purpose of submitting to the electorate of the City of Miami Beach, a ballot question regarding a 99-year lease of a 2.6-acre property to MB Mixed Use Investment, LLC, requiring the construction/operation of an 800-room hotel connected to the Convention Center per Resolution 2018-30425. The property is located at the northeast corner of 17th Street and Convention Center Drive. On November 6, 2018, the citizens of the City of Miami Beach voted in favor of the MBCC Hotel. The development of the hotel has been approved by the Design Review Board and is prepared for the official ground- breaking in 2019.

In FY 2019, the City restructured the financial terms with MBCC F&B vendor, Centerplate, to provide for the City to receive 95% of the net operating profits of the catering and F&B operations at the MBCC (after payment of all operating expenses), and (2) extended the term of the City's agreement with Centerplate to an additional two years.

Prior Years include $615.4 million for the Convention Center Renovation; $9.5 million for the Convention Center Park; $3.9 million for the Carl Fisher Clubhouse renovation; and $771,000 for the Convention Center Garage Equipment.

ENVIRONMENTAL

Environmental projects in the CIP cover a range of projects including beach access gates, canal enhancement projects, tidal flooding mitigation, lighting for the baywalk, recreational greenways, and remediation.

Prior Years include $2.7 million for the Middle Beach Recreational Corridor Phase III; $1.1 million for Maurice Gibb Park soil remediation; $386,000 for Baywalk Phase 2; $310,000 for the Baywalk from 10th to 12th Street; $250,000 in funding for surveying and permitting costs related to the Waterway Restoration G.O. Bond project; $111,000 for Fleet Management Facility Remediation; and $30,000 for the Lake Pancoast Mangrove Planter (formerly known as the Indian Creek Living Shoreline).

The unfunded portion of the five-year capital plan includes $6.0 million in G.O. Bond funding for the Waterway Restoration project and $1.5 million for Lake Pancoast Mangrove Planter project.

EQUIPMENT

The capital equipment section of the CIP includes the purchase of major capital equipment, including property management, fleet, lighting, and information technology equipment related acquisitions.

The One-Year FY 2021 Capital Budget funds $10.0 million for annual vehicle/equipment replacement; $100,000 for Fleet Management's generator transfer switch; and defunding of the Smart Building Automation System amounting to $100,000.

Prior Years include $18.1 million for Fleet vehicle/equipment replacement; $10.4 million for the Public Safety Radio System (G.O. Bond project), and other major projects such as $2.8 million for Convention Center FF&E; $1.9 million for License Plate Readers (G.O. Bond project); $1.7 million for the replacement of the permitting software; $1.5 million for cameras in the Entertainment District (G.O. Bond project); $903,000 for Cameras on the Beachwalk between 23rd and 46th Streets; $825,000 for Cameras in the Business District (G.O. Bond project); $700,000 for Cameras on the Beachwalk (G.O. Bond project) and $555,000 for new Police Station Generators. An additional 12 miscellaneous projects totaling $1.4 million were also funded within this program.

The unfunded portion of the five-year capital plan totals $27.1 million for various projects, primarily related to vehicle and equipment replacement needs.

GENERAL PUBLIC BUILDINGS

The One-Year FY 2021 Capital Budget includes the defunding of: $576,761 for Bayshore Green Waste Facility; $494,204 for

GENERAL PUBLIC BUILDINGS CONT'D

North Beach Yard; $100,000 for Bass Museum Café Furniture and Equipment deferred to FY 2022; and $100,000 for Outdoor Training Facility for Fire deferred to FY 2025.

Prior Years include $7.5 million for the Bass Museum space expansion; $7.0 million for Fire Station #1 (G.O. Bond project); $2.7 million for the Marine Patrol Facility (G.O. Bond project); $1.9 million for Building Department's renovations; $1.3 million for the Bayshore Green Waste Facility; $1.0 million for North Shore Park exterior café and restrooms; $668,225 for Sunset Islands 1&2 Guardhouse; $668,000 for the North Shore Bandshell Canopy; and $941,467 for 4 miscellaneous projects.

The unfunded portion of the five-year capital plan includes $5.3 million for creating a Public Works facility at a vacant/unused pump station; $1 million for North Shore Park exterior café and restrooms; $1 million for the Greenspace Facility Renovation; $310,000 for North Shore Bandshell Rear Canopy; $200,000 for the Fire department's Outdoor Training Facility; $100,000 for the Bass Museum Space Expansion. Programmed funding beyond FY 2025 includes future tranches for various G.O. Bond projects.

GOLF COURSES

The City operates the Miami Beach Golf Club and the Normandy Shores Golf Club. The golf clubs are funded from the General Fund with all revenues generated going to the City to off-set operational expenditures and debt service. The City's golf courses/clubs are managed and operated by Professional Course Management (PCM) on behalf of the City.

Prior Years include $5.5 million for renovations to the Community Park (Par 3); $257,000 for the Miami Beach Golf Club Roof; $188,000 for the Miami Beach Golf Club Storage Tank; $124,000 for the Miami Beach Golf Course Practice Tee Renovation; and $100,000 for the Miami Beach Golf Course Irrigation Pump House Renovation.

The unfunded portion of the five-year capital plan includes $6.0 million for the Miami Beach Golf Course Renovation; $200,000 for the Normandy Shores Golf Club Roof; $196,000 for the Normandy Shores Golf Club Pumps; $125,000 for Normandy Shores Golf Club Tee Renovations; $114,000 for the Miami Beach Golf Club Driving Range Lighting project; and $370,000 for 6 miscellaneous projects.

MONUMENTS

There are numerous monuments throughout the City, with of many of them being historic. In 2009, the City conducted a comprehensive assessment of necessary repairs. The One-Year FY 2021 Capital Budget includes $62,000 for a World War Memorial and

MONUMENTS CONT'D

$35,350 for the Miami Beach Police Department Cuban Monument Restoration projects.

Prior Years include $279,000 for the Alton Road Fountain at 20th Street project and $289,000 for the Flagler Monument Solar Illumination project.

The unfunded portion of the five-year capital plan includes $350,000 for the Water Tower Restoration on Star Island.

PARKING, PARKING GARAGES, AND PARKING LOTS

The City manages and operates 63 surface parking lots and 11 garages. There is a total of 9,642 metered spaces both on- and off-street and 23 residential parking permit zones citywide. The CIP programs provide funding for on-going maintenance of facilities, which includes renovation of parking lots that are anticipated to provide additional parking spaces when complete.

Prior Years for the Parking Garage/Parking programs include $27.6 million for the Collins Park garage; $11.3 million for the 72nd Street Community Complex; $9.7 million for the garage at Collins Avenue and 13th Street; $3.0 million for Penrods at 1 Ocean Drive Parking Lot; $1.9 million for the 1755 Meridian Garage Roof and Deck; $1.8 million for the 16th Street Garage Roof and Deck; $1.4 million for 17th Street Parking Garage Coating; $1.4 million for Garage Security Camera System; and 42 renewal and replacement projects totaling $9.9 million.

The One-Year FY 2021 Capital Budget includes $1.1 million for the 16th Street Garage Fire Sprinkler; $312,000 for the 42nd Street Garage – 50 Year Certification; $307,029 for the Surface Lot at Biscayne Beach; $303,000 for the 6th Street and Collins parking lot; $300,000 for the 13th Street Garage – 40 Year Certification; the defunding of 3 projects as a part of the COVID-19 Parking Savings Plan totaling $1.9 million; and 4 renewal and replacement projects totaling $278,410.

The unfunded portion of the five-year capital plan primarily reflects funding needs for repairs and maintenance of the City's parking garages and lots totaling $10.9 million, in addition to future funding needs totaling $500,000.

PARKS

The City maintains the appearance of the gateways to the City, all municipal parks, buildings, grounds, and City-controlled medians, swales, and landscape areas, including management of the City's urban forest and the landscape maintenance contracts for the entire City's parking facilities.

PARKS CONT'D

The One-Year FY 2021 Capital Budget for Parks totals $4.3 million and includes $4.0 million for the North Beach Oceanside Park redevelopment; $623,910 for Indian Beach playground expansion; $200,000 for Citywide parks landscaping improvements; $171,729 for Brittany Bay Park; and the defunding of 4 projects totaling $705,725.

Prior Years funding for multiple open projects, inclusive of GOB projects, total $151.7 million. Aside from the 18 GOB projects totaling $83.8 million, prior years includes major projects such as $18.2 million for Flamingo Park; $9.9 million for North Beach Oceanside Park; $9.2 million for South Pointe Park remediation; $5.0 million for Altos Del Mar Park; $3.3 million for Lifeguard Stand Replacements; $2.7 million for Muss Park Facility; $2.6 million for the Band Shell Master Plan; $2.6 million for Maurice Gibb Park redesign; $1.5 million for Allison Park redesign; $1.4 million for Fairway Park improvements and $11.4 million for 29 smaller projects.

The unfunded portion of the five-year capital plan for the Parks department totals $88.8 million. In addition, future funding needs total $3.1 million. Programmed funding beyond FY 2025 includes future tranches for various G.O. Bond projects.

RENEWAL AND REPLACEMENT

FY 2012 was the first year that new and existing capital renewal and replacement projects were included in the CIP and Capital Budget.

Prior to FY 2005, the City made significant investment in the routine maintenance of its assets, as well as funding major capital projects bringing online miles of sidewalks and curbing, additional streetlights, new parks and park facilities, new Fire station facilities, etc. However, maintenance of the capital investments competed with General Fund services and routine maintenance with the result that funding levels did not provide for major capital renewal and replacement projects. As a result, these projects often were deferred many years beyond the useful life of the capital component requiring replacement or renewal, and in some cases, until the point where an entire capital project was required for major improvements.

To ensure that renewal and replacement of General Fund assets were funded and addressed when needed, in FY 2005, the City of Miami Beach established a dedicated millage for renewal and replacement funding to be used for capital projects that extended the useful life of the City's General Fund assets to be used exclusively to provide for renewal and replacement of capital items related to facilities and infrastructure over and above routine maintenance. The following restrictions regarding the fund were established at the time that the dedicated funding was created:

RENEWAL AND REPLACEMENT CONT'D

- Projects must meet the following criteria for funding:
  - Extend the useful life of a City of Miami Beach General Fund asset by at least 5 years with a threshold value of at least $25,000; for example, the replacement a major component of the asset such as roofs, HVAC systems, electrical systems, fire alarm systems, sprinkler systems that due to significant deterioration would constrain the remaining useful life of the asset, OR
  - Significantly reduce future maintenance cost over the remaining life of the asset providing for a reduction in future maintenance costs that are greater than the cost of the project
- The Mayor and Commission may authorize additional uses of the funds for unforeseen or unanticipated events affecting life, health, property or public safety subject to a five-sevenths (5/7) vote
- Appropriation of project specific expenditures from the General Fund Capital Renewal and Replacement Fund shall be included in the City Manager's annual budget, to be approved by the Mayor and City Commission annually during the City's second public hearing on the budget
- Interest earnings that accrue in the General Fund Capital Renewal and Replacement Fund shall be included in the appropriation for the Fund in the following fiscal year
- Changes among project specific appropriations may be authorized by the City Manager to the extent that no new projects are added and the total annual allocation is not exceeded
- During a fiscal year, changes to the total allocation and changes to the list of projects to be funded from the General Fund Capital Renewal and Replacement Fund shall require prior approval and authorization by a majority of the City Commission. Excess project specific appropriations not required will be available for re-appropriation the following year
- Project specific appropriations that are not expended in a given fiscal year shall remain in the General Fund Capital Renewal and Replacement Fund for the life of the project

At the same time, the City established a systematic approach to identify renewal and replacement needs. Facilities are inspected at least once every five years to determine current needs as well as projected replacement dates for all major components. A Facility Condition Index Rating (FCI) is assigned to each facility based on the total value of existing requirements divided by the current replacement value of the building. Based on industry standards ratings are assigned as follows:

- 0.00 to 0.10 Excellent
- 0.11 to 0.21 Good
- 0.122 to 0.32 Fair
- Greater than 0.33 Poor

RENEWAL AND REPLACEMENT CONT'D

Facilities that have high public usage have a goal of "Excellent," while all other facilities have a goal of "Good." Renewal and replacement projects for facilities that are not supported by the General Fund are funded from available cash balances in their respective Internal Service or Enterprise Funds, e.g. Fleet, Sanitation, Property Management, Water, Sewer, Storm Water, Parking, and Convention Center. City Center Redevelopment Area (RDA) projects are funded through the City Center RDA budget.

The current dedicated millage of 0.0235 mills (same as in FY 2020) is projected to generate $807,000, of which $43,000 will be transferred for the General Fund Capital Renewal and Replacement Fund while the remainder will be transferred to the General Fund's reserve, as previously noted. Internal Service Funds, Enterprise Funds and Special Revenue Funds also provide sources of funding for non-General Fund Renewal and Replacement Projects.

The One-Year FY 2021 Capital Budget has 21 projects totaling $2.8 million which includes: $500,000 for security enhancements citywide; $321,600 for Fire Station #2's training tower; $312,000 for MBPD 4th floor HVAC controls; $250,000 for Fleet Management's fire sprinkler system; $191,900 for the heat pump renewal at the 10th Street Auditorium; $134,710 for window replacement at the Bass Museum, and more; along with 5 projects defunded or deferred totaling $784,716. Prior year appropriations total $24.5 million.

SEAWALLS

The City of Miami Beach is part of a barrier island and seawalls perform an important function in improving water quality and protecting upland structures such as roads and utilities.

The One-Year FY 2021 Capital Budget totals $5.0 million for Citywide seawall rehabilitation, with $5.0 million programmed annually from FY 2022 to FY 2025. The unfunded portion of the five-year capital plan also includes future G.O. Bond tranche for Seawalls and Shorelines amounting to $2.0 million.

Prior Years funding for totals $29.4 million for Citywide seawall rehabilitation.

STREET/SIDEWALK/STREETSCAPE IMPROVEMENTS

Projects within neighborhood areas are combined to create a single project that addresses the neighborhood needs for infrastructure upgrades (including upgrades to underground water, sewer and storm water infrastructure), traffic flow improvements, street lighting, and landscaping enhancements.

The One-Year FY 2021 Capital Budget totals $8.4 million, primarily for the West Avenue Phase II project totaling $9.2 million, offset mainly by $1.0 million from the defunding and deferral of

STREET/SIDEWALK/STREETSCAPE IMPROVEMENTS CONT'D

4 projects to FY 2022.

Prior Year appropriations for open projects total $447.1 million and include several key projects such as West Avenue, Palm and Hibiscus Island, Venetian Islands, Lincoln Road, 1st Street-Alton Road to Washington, West Ave/Bay Road, City Center, and Bayshore Neighborhood.

The unfunded portion of the five-year capital plan totals $575.5 million, and primarily includes $138.0 million for the Flamingo Neighborhood; $80.0 million for the La Gorce Neighborhood; $60.1 million for the North Shore Neighborhood; $56.2 million for the Flamingo neighborhood; $54.8 million for the City Center Commercial District and $52.0 million for the Town Center project. In addition, future funding needs total $85.5 million Programmed funding beyond FY 2025 includes future tranches for various G.O. Bond projects. The prioritization of these projects are contingent on the implementation of the Jacobs Engineering study.

STREET LIGHTING

Improving lighting throughout the City consistent with Lighting and Crime Prevention Through Environmental Design (CPTED) principles was prioritized during the FY 2016 budget process.

The One-Year FY 2021 Capital Budget includes $629,000 for the defunding and deferral to FY 2022 of the Street Lighting Improvements project.

Prior Years include $6.6 million for Street Lighting Improvements ($5 million funded by the G.O. Bond), $2.5 million for the Smart Lighting Master Plan, $665,625 for the Beachwalk Lighting; $450,000 for Citywide Parking Lot Lighting, $381,000 for 41st Street Corridor lighting enhancements, and $316,839 for 2 additional projects.

The unfunded portion of the five-year capital plan includes $12.5 million each year for Street Lighting Improvements beginning in FY 2022, along with $629,000 deferred to FY 2022; $600,000 each year for the Smart Lighting Master Plan; and $5.0 million for the future tranche of the G.O. Bond Street Lighting Improvements project.

TRANSIT/TRANSPORTATION

The City is responsible for the management of transportation and traffic engineering services, including coordination with the County for the provision of transit service; design and implementation of traffic mobility improvements; coordination of the shared-bike program; and implementation of the Bikeways Master Plan. Along with, and related to growth management, traffic flow continues to be one of our community's major concerns.

TRANSIT/TRANSPORTATION CONT'D

The One-Year FY 2021 Capital Budget totals $601,253, which primarily includes $604,230 for North Beach Greenways-Phase II; $603,603 for Pine Tree Drive and 46th Street roundabout; and $84,420 for Prairie Avenue and 44th Street/Chase Avenue traffic circle; offset by $691,000 due to the defunding, and deferral to FY 2022, of the Entrance Signs to North Beach project.

Prior Years include $42.5 million for the Transportation Capital Initiative and $18.8 million for the Intelligent Transportation System. An additional 25 projects totaling $16.4 million were also funded within this program.

The unfunded portion of the five-year capital plan totals $12.4 million, in addition, future funding needs total $5.4 million.

UTILITIES

TThe City is responsible for the maintenance and operation of the water and sewer system that provides reliable and high-quality water and a reliable sanitary sewer system that protects public health and safety; and complies with all federal, state, and local regulations. The City purchases wholesale water from Miami-Dade County for distribution within the City and the City also operates and maintains the storm water collection and conveyance system that protects public health and safety and complies with all federal, state, and local regulations.

The One-Year FY 2021 Capital Budget includes $29.1 million for Water and Sewer projects, including $9.4 million for Water and Wastewater Main Rehabilitation; $6.6 million for the Waste Water Stations' Rehabilitation; $5.0 million for the Water Meter Replacement program; $4.6 million for Water Pump Station Improvements; $1.5 million for Waste Water Manhole Rehabilitation; $931,635 for the Valve Replacement Program; $500,000 for DERM & EPA Consent Decree; and $400,000 for relocation of FDOT utilities. These projects are consistent with critical needs identified from Hazen & Sawyer Study. Future changes to the Water & Sewer portion of the Capital Budget are dependent on policy decisions related to the adoption and implementation of the Jacobs Engineering Study.

The One-Year FY 2021 Capital Budget for Stormwater projects includes $1.2 million for SCADA and PLC systems; and $700,000 for Storm Water Pump Station # 18 improvements. Future changes to the Stormwater portion of the Capital Budget are dependent on policy decisions related to the adoption and implementation of the Jacobs Engineering Study.

Aside from the aforementioned projects, the one-year capital budget includes $131,000 for installation of fiber communications. The unfunded portion of the five-year capital plan totals $262.5 million for various projects.

MIAMIBEACH

FY 2021 - 2025 CAPITAL IMPROVEMENT PLAN BY PROGRAM
CITY OF MIAMI BEACH

PROJECT	PROGRAM	Previous Years	FY 2021	FY 2022	FY 2023	FY 2024	FY 2025	Future	Total
ART IN PUBLIC PLACES									
TOURISM & CULTURAL DEPARTMENT									
20377	AIPP MB CONVENTION	7,530,797	-	-	-	-	-	-	7,530,797
22618	AIPP FIRE STATION 2	95,334	-	-	-	-	-	-	95,334
22718	AIPP FLAMINGO PARK PROJECT	194,000	-	-	-	-	-	-	194,000
22918	AIPP LUMMUS PARK PROJECT	116,000	-	-	-	-	-	-	116,000
		7,936,131	-	-	-	-	-	-	**7,936,131**
	TOTAL:	**7,936,131**	-	-	-	-	-	-	**7,936,131**
BRIDGES									
PROPERTY MANAGEMENT									
61719	41ST STREET BRIDGES REPAIR	480,000	-	-	-	-	-	-	480,000
64620	ALLISON BRIDGE RAILING PROJECT	-	-	60,000	-	-	-	-	60,000
		480,000	-	**60,000**	-	-	-	-	**540,000**
PW ADMINISTRATION									
65519	BRIDGE REPAIRS FY19	280,000	(219,125)	-	-	-	-	-	60,875
PW ENGINEERING									
20021	INDIAN CREEK PEDESTRIAN BRIDGE	-	-	600,000	-	-	-	-	600,000
22920	CITYWIDE BRIDGES	706,077	219,125	2,293,923	-	-	-	-	3,219,125
25750	WEST AVE BDG OVER COLLINS CANAL	7,145,127	-	-	-	-	-	-	7,145,127
		7,851,204	**219,125**	**2,893,923**	-	-	-	-	**10,964,252**
TOURISM & CULTURAL DEPARTMENT									
64160	PAINTING & LIGHTING OF BRIDGES	1,585,000	-	910,000	-	-	-	-	2,495,000
67140	81ST ST PEDESTRIAN BRIDG	180,000	-	-	-	-	-	-	180,000
		1,765,000	-	**910,000**	-	-	-	-	**2,675,000**
	TOTAL:	**10,376,204**	-	**3,863,923**	-	-	-	-	**14,240,127**
CONVENTION CENTER									
CAPITAL IMPROVEMENT PROGRAM									
28170	CONVENTION CENTER PARK	9,462,000	-	-	-	-	-	-	9,462,000
28180	CONVENTION CENTER - CARL FISHER	3,912,900	-	-	-	-	-	-	3,912,900
		13,374,900	-	-	-	-	-	-	**13,374,900**
CMO CONVENTION CENTER DISTRICT									
28160	CONVENTION CENTER RENOVATION	615,421,648	-	-	-	-	-	-	615,421,648
PARKING ADMINISTRATION									
21618	CONVENTION CENTER GARAGE EQUIPMENT	771,000	-	-	-	-	-	-	771,000
	TOTAL:	**629,567,548**	-	-	-	-	-	-	**629,567,548**
ENVIRONMENTAL									
CAPITAL IMPROVEMENT PROGRAM									
21018	BAYWALK PHASE 2	386,000	-	-	-	-	-	-	386,000
21119	BAYWALK 10TH TO 12TH STREET	310,000	-	-	-	-	-	-	310,000
28070	MIDDLE BEACH REC. CORRIDOR PH III	2,675,000	-	-	-	-	-	-	2,675,000

MIAMIBEACH

FY 2021 - 2025 CAPITAL IMPROVEMENT PLAN BY PROGRAM
CITY OF MIAMI BEACH

PROJECT	PROGRAM	Previous Years	FY 2021	FY 2022	FY 2023	FY 2024	FY 2025	Future	Total
61920	MAURICE GIBB SOIL REMEDIATION	1,092,000	-	-	-	-	-	-	1,092,000
		4,463,000	**-**	**-**	**-**	**-**	**-**	**-**	**4,463,000**
ENVIRONMENT SUSTAINABILITY									
62719	FLEET MGMT FACILITY REMEDIATION	111,000	-	-	-	-	-	-	111,000
62819	LAKE PANCOAST MANGROVE PLANTER	30,000	-	1,450,000	-	-	-	-	1,480,000
68019	GO#25: WATERWAY RESTORATION	-	-	1,500,000	-	-	4,500,000	-	6,000,000
69520	WATERWAY RESTORATION	250,000	-	-	-	-	-	-	250,000
		391,000	**-**	**2,950,000**	**-**	**-**	**4,500,000**	**-**	**7,841,000**
	TOTAL:	**4,854,000**	**-**	**2,950,000**	**-**	**-**	**4,500,000**	**-**	**12,304,000**
EQUIPMENT									
BUILDING									
68450	BLDG DEV PROCESS ENT SYSTEM	1,658,468	-	-	-	-	-	-	1,658,468
CAPITAL IMPROVEMENT PROGRAM									
20417	OCEAN RESCUE 79TH SUB HEADQUARTERS	168,000	-	-	-	-	-	-	168,000
FLEET MANAGEMENT									
60058	FY18 VEHICLE/EQUIPMENT REPLACEMENT	2,507,000	-	-	-	-	-	-	2,507,000
60417	FY20 VEHICLE/EQUIPMENT REPLACEMENT	7,468,000	-	-	-	-	-	-	7,468,000
60425	FY25 VEHICLE/EQUIPMENT REPLACEMENT	-	-	-	-	-	3,622,000	-	3,622,000
61122	FY22 VEHICLE/EQUIPMENT REPLACEMENT	-	-	11,992,000	-	-	-	-	11,992,000
61424	FY24 VEHICLE/EQUIPMENT REPLACEMENT	-	-	-	-	5,334,000	-	-	5,334,000
61723	FY23 VEHICLE/EQUIPMENT REPLACEMENT	-	-	-	5,906,000	-	-	-	5,906,000
63421	FY21 VEHICLE/EQUIPMENT REPLACEMENT	-	9,968,000	-	-	-	-	-	9,968,000
65119	FY19 VEHICLE/EQUIPMENT REPLACEMENT	3,030,000	-	-	-	-	-	-	3,030,000
67150	FY16 VEHICLE EQUIPMENT REPLACEMENT	5,110,000	-	-	-	-	-	-	5,110,000
		18,115,000	**9,968,000**	**11,992,000**	**5,906,000**	**5,334,000**	**3,622,000**	**-**	**54,937,000**
IT SUPPORT									
62680	ENT. SHAREPOINT IMPLEMENTATION	90,000	-	-	-	-	-	-	90,000
64718	MUNIS / ENERGOV/ ERP PR	28,377	-	-	-	-	-	-	28,377
		118,377	**-**	**-**	**-**	**-**	**-**	**-**	**118,377**
ORGANIZATIONAL DEVELOPMENT									
61770	UPDATED AUTOMATION OF CLEANLINESS	34,440	-	-	-	-	-	-	34,440
POLICE CHIEF OFFICE									
20297	EXPANSION OF CITY WIDE SURVEILLANCE	180,000	-	-	-	-	-	-	180,000
20307	MBPD CAMERA SYSTEM UPGRADES	64,000	-	-	-	-	-	-	64,000
21620	SECURITY CAMERAS ON BEACHWALK 23-46	903,000	-	-	-	-	-	-	903,000
22118	ENTERTAINMENT DISTRICT CAMERAS	170,000	-	-	-	-	-	-	170,000
22819	GO#57: CAMERAS- ENTERTAINMENT DISTRICT	1,490,000	-	-	-	-	-	-	1,490,000
28519	GO#47: LICENSE PLATE READERS	1,950,000	-	-	-	-	-	-	1,950,000
61790	MBPD OFF-DUTY EMPLOYMENT SOFTWARE	60,000	-	-	-	-	-	-	60,000

MIAMIBEACH

FY 2021 - 2025 CAPITAL IMPROVEMENT PLAN BY PROGRAM
CITY OF MIAMI BEACH

PROJECT	PROGRAM	Previous Years	FY 2021	FY 2022	FY 2023	FY 2024	FY 2025	Future	Total
68819	GO#50: CAMERAS- BUSINESS DISTRICT	825,000	-	-	-	-	-	-	825,000
69119	GO#56: CAMERAS- BEACHWALK	700,000	-	-	-	-	-	-	700,000
		6,342,000	**-**	**-**	**-**	**-**	**-**	**-**	**6,342,000**
PROPERTY MANAGEMENT									
21818	PROPERTY MGMT FACILITY GENERATOR	345,000	-	-	-	-	-	-	345,000
23118	FIRE STATION 4 SECURITY ENHANCEMENT	50,683	-	-	-	-	-	-	50,683
60007	POLICE STATION NEW GENERATOR	555,000	-	-	-	-	-	-	555,000
60020	FLEET MGMT-GENERATOR TRANSFER SWITCH	-	100,000	-	-	-	-	-	100,000
60057	FIRE STATION 3 EMERGENCY GENERATOR	125,200	-	-	-	-	-	-	125,200
66720	COLONY THEATER-SOUND AND VIDEO	-	-	100,000	-	-	-	-	100,000
67920	SMART BUILDING AUTOMATION SYSTEM	100,000	(100,000)	100,000	-	-	-	-	100,000
		1,175,883	**-**	**200,000**	**-**	**-**	**-**	**-**	**1,375,883**
PUBLIC SAFETY COMMUNICATIONS									
23119	GO#49: PUBLIC SAFETY RADIO SYSTEM	10,367,718	-	-	-	-	-	-	10,367,718
TOURISM & CULTURAL DEPARTMENT									
65018	CONVENTION CENTER FOOD & BEVERAGE FF&E	2,803,000	-	-	-	-	-	-	2,803,000
	TOTAL:	**40,782,886**	**9,968,000**	**12,192,000**	**5,906,000**	**5,334,000**	**3,622,000**	**-**	**77,804,886**
GENERAL PUBLIC BUILDINGS									
BUILDING									
26990	SECOND FL. RENOVATION-BUILDING DEPT	1,869,898	-	-	-	-	-	-	1,869,898
CAPITAL IMPROVEMENT PROGRAM									
20627	NORTH SHORE BANDSHELL CANOPY	668,000	-	-	-	-	-	-	668,000
22218	NORTH BEACH YARD	553,467	(494,204)	-	-	-	-	-	59,263
24530	SUNSET ISLANDS 1&2 GUARDHOUSE	668,225	-	-	-	-	-	-	668,225
28319	GO#45: FIRE STATION #1	7,000,000	-	3,000,000	-	-	-	-	10,000,000
28600	NSPYC EXTERIOR CAFE AND RESTROOMS	1,001,000	-	1,005,170	-	-	-	-	2,006,170
		9,890,692	**(494,204)**	**4,005,170**	**-**	**-**	**-**	**-**	**13,401,658**
ENVIRONMENT SUSTAINABILITY									
64318	BAYSHORE GREEN WASTE FACILITY	1,326,761	(576,761)	-	-	-	-	-	750,000
FIRE PREVENTION									
28619	GO#51: FIRE STATION #3	-	-	-	-	-	2,000,000	8,000,000	10,000,000
FIRE RESCUE									
28419	GO#46: OCEAN RESCUE NOBE FACILITY	-	-	-	-	-	-	5,000,000	5,000,000
62919	OUTDOOR TRAINING FACILITY (FIRE)	100,000	(100,000)	-	-	-	200,000	-	200,000
		100,000	**(100,000)**	**-**	**-**	**-**	**200,000**	**5,000,000**	**5,200,000**
PARKS AND RECREATION									
20920	NORTH SHORE BANDSHELL REAR SEATING	188,000	-	-	-	-	-	-	188,000
POLICE CHIEF OFFICE									
28819	GO#54: MARINE PATROL FACILITY	2,700,000	-	-	-	-	-	-	2,700,000

MIAMIBEACH

FY 2021 - 2025 CAPITAL IMPROVEMENT PLAN BY PROGRAM
CITY OF MIAMI BEACH

PROJECT	PROGRAM	Previous Years	FY 2021	FY 2022	FY 2023	FY 2024	FY 2025	Future	Total
PROPERTY MANAGEMENT									
20721	GREENSPACE FACILITY RENOVATION	-	-	1,000,000	-	-	-	-	1,000,000
22720	PUBLIC WORKS FACILITY-PUMP STATION	-	-	5,290,000	-	-	-	-	5,290,000
27019	GO#28: ART DECO MUSEUM	-	-	2,000,000	-	-	-	-	2,000,000
		-	**-**	**8,290,000**	**-**	**-**	**-**	**-**	**8,290,000**
TOURISM & CULTURAL DEPARTMENT									
20421	NORTH SHORE BANDSHELL REAR CANOPY	-	-	310,000	-	-	-	-	310,000
20497	BASS MUSEUM PARK CAFÉ FURNITURE	100,000	(100,000)	100,000	-	-	-	-	100,000
24550	BASS MUSEUM SPACE EXPANSION	7,500,000	-	-	-	-	-	-	7,500,000
		7,600,000	**(100,000)**	**410,000**	**-**	**-**	**-**	**-**	**7,910,000**
	TOTAL:	**23,675,351**	**(1,270,965)**	**12,705,170**	**-**	**-**	**2,200,000**	**13,000,000**	**50,309,556**
GOLF COURSES									
CAPITAL IMPROVEMENT PROGRAM									
26270	COMMUNITY PARK (PAR 3) RENOVATIONS	5,460,190	-	-	-	-	-	-	5,460,190
PARKS AND RECREATION									
20108	MB GOLF COURSE PRACTICE TEE RENOVATION	124,000	-	-	-	-	-	-	124,000
20623	MIAMI BEACH GOLF COURSE RENOVATION	-	-	6,000,000	-	-	-	-	6,000,000
21420	MB GOLF COURSE IRRIGATION PUMP	100,000	-	-	-	-	-	-	100,000
61822	MB GOLF CLUB DRIVING RANGE NETTING	-	-	113,000	-	-	-	-	113,000
61922	MB GOLF CLUB HOUSE PAINTING	-	-	70,000	-	-	-	-	70,000
63622	MB GOLF CLUB REEL GRINDERS REPLACEMENT	-	-	71,000	-	-	-	-	71,000
66320	MB GOLF CLUB DRIVING RANGE LIGHTING	-	-	114,000	-	-	-	-	114,000
68120	NORMANDY SHORES GOLF CLUB PUMPS	-	-	-	196,000	-	-	-	196,000
		224,000	**-**	**6,368,000**	**196,000**	**-**	**-**	**-**	**6,788,000**
PARKS LANDSCAPE MANAGEMENT									
60325	NORMANDY SHORES GOLF CLUB TEE RENOVATION	-	-	-	-	-	125,000	-	125,000
60824	MB GOLF CLUB HOUSE CARPET REPLACEMENT	-	-	-	-	42,000	-	-	42,000
62023	MB GOLF CLUB KITCHEN FLOOR REPLACEMENT	-	-	-	38,000	-	-	-	38,000
62122	NORMANDY SHORES GOLF CLUB HOUSE CARPET	-	-	36,000	-	-	-	-	36,000
		-	**-**	**36,000**	**38,000**	**42,000**	**125,000**	**-**	**241,000**
PROPERTY MANAGEMENT									
20820	MB GOLF COURSE STORAGE TANK	188,000	-	-	-	-	-	-	188,000
21120	MIAMI BEACH GOLF CLUBHOUSE ROOF	257,000	-	-	-	-	-	-	257,000
60921	N. SHORES GOLF CLUB-CLUBHOUSE ROOF	-	-	200,000	-	-	-	-	200,000
		445,000	**-**	**200,000**	**-**	**-**	**-**	**-**	**645,000**
	TOTAL:	**6,129,190**	**-**	**6,604,000**	**234,000**	**42,000**	**125,000**	**-**	**13,134,190**
MONUMENTS									
PROPERTY MANAGEMENT									
20001	ALTON ROAD FOUNTAIN AT 20TH STREET	279,000	-	-	-	-	-	-	279,000

MIAMIBEACH

FY 2021 - 2025 CAPITAL IMPROVEMENT PLAN BY PROGRAM
CITY OF MIAMI BEACH

PROJECT	PROGRAM	Previous Years	FY 2021	FY 2022	FY 2023	FY 2024	FY 2025	Future	Total
24630	FLAGLER MONUMENT SOLAR ILLUMINATION	289,000	-	-	-	-	-	-	289,000
60031	WATER TOWER RESTORATION STAR ISLAND	-	-	350,000	-	-	-	-	350,000
64421	MBPD CUBAN MONUMENT RESTORATION	-	35,350	-	-	-	-	-	35,350
		568,000	**35,350**	**350,000**	**-**	**-**	**-**	**-**	**953,350**
TOURISM & CULTURAL DEPARTMENT									
20011	WORLD WAR MEMORIAL	-	62,000	-	-	-	-	-	62,000
	TOTAL:	**568,000**	**97,350**	**350,000**	**-**	**-**	**-**	**-**	**1,015,350**
PARKING									
CAPITAL IMPROVEMENT PROGRAM									
21718	BISCAYNE BEACH ADDITIONAL PARKING	250,000	-	-	-	-	-	-	250,000
	TOTAL:	**250,000**	**-**	**-**	**-**	**-**	**-**	**-**	**250,000**
PARKING GARAGES									
CAPITAL IMPROVEMENT PROGRAM									
22150	72 ST. COMMUNITY COMPLEX	11,346,000	-	-	-	-	-	-	11,346,000
27830	PARKING GARAGE AT 1262 COLLINS AVE	9,738,694	-	-	-	-	-	-	9,738,694
28010	COLLINS PARK PARKING GARAGE	27,590,271	-	-	-	-	-	-	27,590,271
60119	17TH STREET PARKING GARAGE COATING	1,400,000	-	-	-	-	-	-	1,400,000
		50,074,965	**-**	**-**	**-**	**-**	**-**	**-**	**50,074,965**
PARKING ADMINISTRATION									
22020	GARAGE-LICENSE PLATE RECOGNITION	855,000	-	-	-	-	-	-	855,000
26100	GARAGE SECURITY CAMERA SYSTEM	1,413,057	-	-	-	-	-	-	1,413,057
		2,268,057	**-**	**-**	**-**	**-**	**-**	**-**	**2,268,057**
PROPERTY MANAGEMENT									
20022	16TH ST.GARAGE-JOINT REPLACEMENT	-	-	200,000	-	-	-	-	200,000
20025	PENN GARAGE-ELEVATOR RENEWAL	-	-	218,000	-	-	500,000	-	718,000
20026	7TH STREET GARAGE-ELEVATOR	-	-	-	-	-	400,000	-	400,000
20125	1755 MERIDIAN GARAGE ELEVATOR	-	-	-	-	-	-	500,000	500,000
20225	SUNSET HARBOUR GARAGE ELEVATOR	-	-	-	-	-	500,000	-	500,000
20325	SUNSET HARBOUR GARAGE-ROOFTOP	-	-	-	-	-	300,000	-	300,000
20823	1755 MERIDIAN GRGE FIRE SPRINKLER	-	-	-	300,000	-	-	-	300,000
20923	SUNSET HARBOUR GRGE SPRINKLER	-	-	-	300,000	-	-	-	300,000
21121	7TH ST GRGE-ENTRANCE FLOOD CONTROL	-	-	277,750	-	-	-	-	277,750
21124	16TH ST GARAGE-EXTERIOR RENEWAL	-	-	-	-	400,000	-	-	400,000
21224	1755 GARAGE GENERATOR	-	-	-	-	200,000	-	-	200,000
21324	SUNSET HAARBOUR GARAGE GENERATOR	-	-	-	-	200,000	-	-	200,000
21920	RECONFIGURATION OF SANITATION AREA	200,000	-	-	-	-	-	-	200,000
22120	12TH ST GRGE-ELEVATOR REPLACEMENT	250,000	-	-	-	-	-	-	250,000
22122	SUNSET HARBOUR GARAGE SCREENING	-	-	200,000	-	-	-	-	200,000
22220	17TH ST.GARAGE-ELECTRICAL FEEDER	-	-	225,000	-	-	-	-	225,000

MIAMIBEACH

FY 2021 - 2025 CAPITAL IMPROVEMENT PLAN BY PROGRAM
CITY OF MIAMI BEACH

PROJECT	PROGRAM	Previous Years	FY 2021	FY 2022	FY 2023	FY 2024	FY 2025	Future	Total
26290	17TH ST. PARKING GARAGE MAINTENANCE	235,000	-	-	-	-	-	-	235,000
60023	16TH ST GARAGE-WATER DISTRIBUTION	-	-	-	75,000	-	-	-	75,000
60025	PENN GARAGE-ROOFTOP-STAIRS ELEVATOR	-	-	-	-	-	40,000	-	40,000
60120	13TH STREET PARKING GARAGE COATING	800,000	-	-	-	-	-	-	800,000
60124	7TH STREET GARAGE-LANDSCAPING	-	-	-	-	120,000	-	-	120,000
60125	1755 MERIDIAN GARAGE OFFICE ROOF	-	-	-	-	-	300,000	-	300,000
60130	13TH ST GARAGE FIRE ALARM	46,580	-	-	-	-	-	-	46,580
60190	ANCHOR GARAGE ELEVATOR REPLACEMENT	357,995	-	-	-	-	-	-	357,995
60224	7 ST GARAGE-SUPERSTRUCTURE RENEWAL	-	-	-	-	-	250,000	-	250,000
60324	16TH STREET GARAGE-GENERATOR	-	-	-	-	250,000	-	-	250,000
60422	7TH ST GARAGE-FIRE SPRINKLER & PUMP	-	-	300,000	-	-	-	-	300,000
60424	PENN GARAGE-GENERATOR RENEWAL	-	-	-	-	200,000	-	-	200,000
60522	12TH ST GARAGE- INT. FLOOR DRAINAGE	-	-	25,000	-	-	-	-	25,000
60524	PENN GARAGE-DOMESTIC WATER DISTRICT	-	-	-	-	75,000	-	-	75,000
60620	7TH STREET GARAGE-INTERIOR DRAINAGE	30,000	-	-	-	-	-	-	30,000
60622	13TH ST. GARA -PARKING SIGN RENEWAL	-	-	30,000	-	-	-	-	30,000
60623	7TH STREET GARAGE-STAIRWELL RAILING	-	-	-	25,000	-	-	-	25,000
60624	17TH STREET GARAGE-EXTERIOR COATING	-	-	-	-	300,000	-	-	300,000
60722	42 ST GRGE-STAIRWELL WATERPROOFING	-	-	50,000	-	-	-	-	50,000
60723	7TH ST GARAGE-TRAFFIC COATING	-	-	-	150,000	-	-	-	150,000
60724	42ND STREET GARAGE-FIRE SPRINKLER	-	-	-	-	40,000	-	-	40,000
60822	1755 MERIDIAN GARAGE LED LIGHTING	-	-	150,000	-	-	-	-	150,000
60823	PENN GARAGE-FIRE SPRINKLER RENEWAL	-	-	-	300,000	-	-	-	300,000
60922	SUNSET HARBOUR GARAGE SEALING	-	-	75,000	-	-	-	-	75,000
60923	PENN GARAGE-FIRE PUMP REPLACEMENT	-	-	-	100,000	-	-	-	100,000
61021	MB POLICE GARAGE CONCRETE SPALLING	-	-	800,000	-	-	-	-	800,000
61022	SUNSET HARBOUR GRGE-TRAFFIC COATING	-	-	-	303,000	-	-	-	303,000
61023	PENN GARAGE-FIRE ALARM SYSTEM	-	-	-	35,000	-	-	-	35,000
61118	7TH STREET GARAGE UPGRADE LIGHTING	200,000	-	-	-	-	-	-	200,000
61123	12TH ST GARAGE-STAIRWELL DOOR	-	-	-	32,000	-	-	-	32,000
61217	13TH ST. GARAGE-WINDOW/GLASS BLOCK	-	35,350	-	-	-	-	-	35,350
61218	7TH STREET PARKING GARAGE ROOF TOP	30,000	-	-	-	-	-	-	30,000
61223	12TH ST. GARAGE-STAIRWELL RAILING	-	-	-	25,000	-	-	-	25,000
61317	13TH ST. GARAGE-STAIRWELL RAILING	-	-	50,000	-	-	-	-	50,000
61323	42ND ST GARAGE- WATER DISTRIBUTION	-	-	-	75,000	-	-	-	75,000
61417	17TH ST GRGE INT. FLOOR DRAINAGE	-	-	30,000	-	-	-	-	30,000
61423	1755 GARAGE FIRE PUMP REPLACEMENT	-	-	-	100,000	-	-	-	100,000

MIAMIBEACH

FY 2021 - 2025 CAPITAL IMPROVEMENT PLAN BY PROGRAM
CITY OF MIAMI BEACH

PROJECT	PROGRAM	Previous Years	FY 2021	FY 2022	FY 2023	FY 2024	FY 2025	Future	Total
61517	17 ST GRGE-STORAGE SPACE RENOVATION	-	-	100,000	-	-	-	-	100,000
61617	17TH ST GARAGE WATER DISTRIBUTION	-	-	-	75,000	-	-	-	75,000
61623	SUNSET HARBOUR GARAGE-FIRE ALARM	-	35,000	-	-	-	-	-	35,000
61660	13TH STREET PARKING GARAGE ELEVATOR	325,300	-	-	-	-	-	-	325,300
61717	42ND ST. GARAGE-50YR CERTIFICATION	-	312,090	-	-	-	-	-	312,090
61718	16TH STREET GARAGE FIRE SPRINKLER	300,000	1,144,000	-	-	-	-	-	1,444,000
61817	42ND ST. GARAGE-STAIRWELL RAILING	-	-	25,000	-	-	-	-	25,000
61818	16TH STREET GARAGE STAIRWAYS	101,200	-	-	-	-	-	-	101,200
61917	1755 MERIDIAN GARAGE FLOOR DRAINAGE	-	-	200,000	-	-	-	-	200,000
61918	16TH STREET GARAGE ROOF AND DECK	1,808,000	-	-	-	-	-	-	1,808,000
61930	17TH STREET PARKING GARAGE ELEVATOR	876,000	-	-	-	-	-	-	876,000
62017	SUNSET HARBOUR GARAGE LED LIGHTING	-	-	300,000	-	-	-	-	300,000
62100	42ND ST. PARKING GARAGE MAINTENANCE	400,000	-	-	-	-	-	-	400,000
62218	13TH STREET GARAGE LIGHTING (LED)	86,000	-	-	-	-	-	-	86,000
62223	12TH STREET OVERHEAD GATE RENEWAL	-	-	-	61,100	-	-	-	61,100
62418	12TH STREET GARAGE ROOF AND DECK	598,806	(299,000)	-	-	-	-	-	299,806
62422	16TH STREET GARAGE HVAC RENEWAL	-	-	33,850	-	-	-	-	33,850
62518	1755 MERIDIAN GARAGE ROOF AND DECK	1,900,000	(1,400,000)	-	-	-	-	-	500,000
62522	13TH STREET GARAGE NEON RENEWAL	-	-	66,200	-	-	-	-	66,200
62621	7TH STREET GARAGE-OFFICE/RESTROOM	-	-	35,350	-	-	-	-	35,350
62721	16TH STREET GARAGE-OFFICE/RESTROOM	-	-	30,000	-	-	-	-	30,000
62821	16TH STREET GARAGE-ROOF TOP RENEWAL	-	-	33,350	-	-	-	-	33,350
63021	PENN GARAGE-HVAC RENEWAL	-	-	85,000	-	-	35,000	-	120,000
63121	PENN GARAGE-TRAFFIC COATING-RETAIL	-	-	99,990	-	-	-	-	99,990
63221	12TH STREET GARAGE-DOMESTIC WATER	-	-	78,300	-	-	-	-	78,300
63321	13TH STREET GARAGE-40YR CERTIFICATION	-	300,000	-	-	-	-	-	300,000
64018	17TH ST GARAGE 40YR RECERTIFICATION	755,427	-	-	-	-	-	-	755,427
64319	PENN GARAGE - NEW LIGHTING DISPLAY	135,000	-	-	-	-	-	-	135,000
64419	13TH STREET GARAGE - WATER SYSTEM	33,000	-	-	-	-	-	-	33,000
64519	17TH STREET GARAGE - 1ST FL OFFICE	45,000	-	-	-	-	-	-	45,000
64719	7TH STREET GARAGE-DOOR REPLACEMENT	50,000	-	-	-	-	-	-	50,000
65019	16TH STREET GARAGE (ANCHOR) - PAINT	100,000	-	-	-	-	-	-	100,000
65521	16TH STREET CANVAS AWNING RENEWAL	-	56,560	-	-	-	-	-	56,560
65621	42ND STREET GARAGE FALL PROTECTION	-	151,500	-	-	-	-	-	151,500
67118	ANCHOR - INTERIOR FLOOR DRAINAGE	30,000	-	-	-	-	-	-	30,000
67218	PENN GRGE-SEALING OF SUPERSTRUCTURE	25,000	-	-	-	-	-	-	25,000
67318	PENN GARAGE-INT.SURFACE RESTORATION	95,000	-	-	-	-	-	-	95,000

MIAMIBEACH

FY 2021 - 2025 CAPITAL IMPROVEMENT PLAN BY PROGRAM
CITY OF MIAMI BEACH

PROJECT	PROGRAM	Previous Years	FY 2021	FY 2022	FY 2023	FY 2024	FY 2025	Future	Total
67418	42ND STREET GARAGE-DISPATCH AREA	100,000	-	-	-	-	-	-	100,000
67520	7TH STREET GARAGE-ROOFING REPAIRS	84,000	-	-	-	-	-	-	84,000
67618	12TH STREET GARAGE-ROOF RENEWAL	64,000	-	-	-	-	-	-	64,000
67718	17TH STREET GARAGE-ROOFING REPAIRS	30,000	-	-	-	-	-	-	30,000
67818	17 ST GARAGE-GENERATOR REPLACEMENT	120,000	-	-	-	-	-	-	120,000
68018	42ND STREET GARAGE-GENERATOR	71,000	-	-	-	-	-	-	71,000
68118	42ND ST GARAGE- INTERIOR DRAINAGE	34,000	-	-	-	-	-	-	34,000
68220	7TH ST GARAGE SURFACE RESTORATION	95,000	-	-	-	-	-	-	95,000
69310	7TH ST. GARAGE FIRE ALARM SYSTEM	51,087	-	-	-	-	-	-	51,087
69370	42ND ST. GARAGE FIRE ALARM SYSTEM	51,087	-	-	-	-	-	-	51,087
69380	42ND ST GARAGE ELEVATOR REPLACEMENT	565,145	-	-	-	-	-	-	565,145
		11,078,627	**335,500**	**3,717,790**	**1,956,100**	**1,785,000**	**2,325,000**	**500,000**	**21,698,017**
	TOTAL:	**63,421,649**	**335,500**	**3,717,790**	**1,956,100**	**1,785,000**	**2,325,000**	**500,000**	**74,041,039**
PARKING LOTS									
CAPITAL IMPROVEMENT PROGRAM									
20518	SURFACE LOT AT BISCAYNE BEACH	600,000	307,029	-	-	-	-	-	907,029
26340	PENRODS AT 1 OCEAN DR. PARKING LOT	2,954,113	-	-	-	-	-	-	2,954,113
27480	SURFACE LOT P48 BASS MUSEUM LOT	220,000	-	-	-	-	-	-	220,000
29580	LOT 9D P86-6976 INDIAN CREEK DRIVE	659,000	(191,000)	-	-	-	-	-	468,000
		4,433,113	**116,029**	**-**	**-**	**-**	**-**	**-**	**4,549,142**
PROPERTY MANAGEMENT									
28710	P14 6TH ST & COLLINS PARKING LOT	38,000	303,000	-	-	-	-	-	341,000
60317	CITYWIDE PARKING LOTS IMPROVEMENTS	-	-	150,000	150,000	150,000	150,000	-	600,000
66218	FLEET MANAGEMENT PARKING LOT	-	-	500,000	-	-	-	-	500,000
		38,000	**303,000**	**650,000**	**150,000**	**150,000**	**150,000**	**-**	**1,441,000**
	TOTAL:	**4,471,113**	**419,029**	**650,000**	**150,000**	**150,000**	**150,000**	**-**	**5,990,142**
PARKS									
CAPITAL IMPROVEMENT PROGRAM									
20418	COLLINS PARK PERFORMING ARTS VENUE	975,000	(175,000)	175,000	-	-	-	-	975,000
20918	BRITTANY BAY PARK	1,243,000	171,729	-	-	-	-	-	1,414,729
22750	ALTOS DEL MAR PARK	4,995,492	-	-	-	-	-	-	4,995,492
23200	FLAMINGO PARK	18,193,130	-	-	-	-	-	-	18,193,130
23418	POCKET PARK AT 20TH ST. & SUNSET DR	1,010,000	-	-	-	-	-	-	1,010,000
25019	GO#1: 72 ST. COMMUNITY COMPLEX	10,800,000	-	43,000,000	-	-	-	-	53,800,000
25380	BAND SHELL MASTER PLAN	2,633,372	-	-	-	-	-	-	2,633,372
25419	GO#5: FLAMINGO PARK & YOUTH CENTER	15,400,000	-	-	-	-	15,150,000	-	30,550,000
26219	GO#13: N.SHORE PARK & YOUTH CENTER	4,930,000	-	795,000	-	-	-	-	5,725,000
26500	KAYAK LAUNCH DOCKS	713,080	-	-	-	-	-	-	713,080

MIAMIBEACH

FY 2021 - 2025 CAPITAL IMPROVEMENT PLAN BY PROGRAM
CITY OF MIAMI BEACH

PROJECT	PROGRAM	Previous Years	FY 2021	FY 2022	FY 2023	FY 2024	FY 2025	Future	Total
26719	GO#23: BAYWLK PEDESTRIAN BRIDGE	10,000,000	-	5,000,000	-	-	-	-	15,000,000
26819	GO#24: MIDDLE BEACH BEACHWALK PH3	4,500,000	-	-	-	-	-	-	4,500,000
27930	SHARED PATH ON PARKVIEW ISLAND PARK	320,000	-	-	-	-	-	-	320,000
27950	NORTH BEACH OCEANSIDE PARK	9,910,000	3,975,000	-	-	-	-	-	13,885,000
28550	LIFEGUARD STAND REPLACEMENTS	3,319,989	-	-	-	-	-	-	3,319,989
28850	MAURICE GIBB PARK REDESIGN	2,628,682	-	-	-	-	-	-	2,628,682
29430	SOUTH POINTE PARK REMEDIATION	9,241,881	-	-	-	-	-	-	9,241,881
29600	MUSS PARK FACILITY	2,695,000	-	-	-	-	-	-	2,695,000
		103,508,626	**3,971,729**	**48,970,000**	**-**	**-**	**15,150,000**	**-**	**171,600,355**
PARKS AND RECREATION									
20023	ALLISON PARK PLAYGROUND REPLACEMENT	-	-	-	-	-	795,000	-	795,000
20123	INDIAN BCH PK PLAYGROUND EXPANSION	168,090	623,910	-	-	-	-	-	792,000
20187	LUMMUS PARK MUSCLE BEACH UPGRADE	300,000	-	-	-	-	-	-	300,000
20190	NORMANDY SHORES PK FITNESS CIRCUIT	298,174	-	-	-	-	-	-	298,174
20223	LUMMUS PARK PLAYGROUND REPLACEMENT	-	-	750,000	-	-	-	-	750,000
20237	FAIRWAY PARK IMPROVEMENTS	1,428,953	-	1,689,000	-	-	-	-	3,117,953
20247	CITYWIDE PARKS IRRIGATION SYSTEM	170,000	(155,725)	155,725	-	-	-	-	170,000
20300	NORMANDY ISLE PARK TURF INSTALLATION	398,000	-	597,000	-	-	-	-	995,000
20321	BEACHVIEW PK PLAYGROUND REPLACEMENT	-	-	-	-	505,000	-	-	505,000
20423	FLAMINGO PK FOOTBALL FENCE	-	-	-	458,000	-	-	-	458,000
20425	FLAMINGO PARK SOCCER FIELD TURF	-	-	-	-	-	281,000	-	281,000
20523	STILLWATER PARK LIGHTING & SOCCER	-	-	-	-	-	481,000	-	481,000
20577	BELLE ISLE PARK PLAYGROUND	576,500	-	-	-	-	-	-	576,500
20722	FLAMINGO PK PLAYGROUND REPLACEMENT	-	-	830,000	-	-	-	-	830,000
20723	CRESPI PARK LIGHTING & MICRO SOCCER	-	-	-	-	-	481,000	-	481,000
20821	BISCAYNE ELEM SHARED FIELD LIGHTING	-	-	-	-	1,270,170	-	-	1,270,170
20822	FLAMINGO PK FOOTBALL STADIUM TURF	-	-	-	-	496,000	-	-	496,000
20921	NORMANDY ISLE PARK PLAYGROUND	-	-	-	489,000	-	-	-	489,000
21021	NSPYC KITCHEN & CABINETRY ADDITION	-	-	-	-	344,000	-	-	344,000
21022	WEST LOTS 85-86 ST CONVERSION	-	-	-	-	-	2,436,100	-	2,436,100
22420	POLO PARK LIGHTING & SOCCER FIELD	857,680	-	-	-	-	-	-	857,680
23018	SOUTH POINTE PARK LIGHTING	585,000	-	-	-	-	-	-	585,000
23518	BATTING CAGES AT NORTH SHORE PARK	203,000	-	-	-	-	-	-	203,000
24790	PARK VIEW ISLAND	445,502	-	-	-	-	-	-	445,502
25119	GO#2: COLLINS PARK	640,000	-	-	-	-	-	-	640,000
25219	GO#3: CRESPI PARK	211,000	-	-	-	-	-	-	211,000
25319	GO#4: FAIRWAY PARK	260,000	-	-	-	-	-	-	260,000
25519	GO#6: FISHER PARK	-	-	-	-	-	-	105,000	105,000

MIAMIBEACH

FY 2021 - 2025 CAPITAL IMPROVEMENT PLAN BY PROGRAM
CITY OF MIAMI BEACH

PROJECT	PROGRAM	Previous Years	FY 2021	FY 2022	FY 2023	FY 2024	FY 2025	Future	Total
25619	GO#7: LA GORCE PARK	-	-	-	-	-	150,000	-	150,000
25719	GO#8: LUMMUS PARK	4,737,000	-	-	-	-	-	-	4,737,000
25819	GO#9: MARJORY STONEMAN DOUGLAS PARK	682,000	-	-	-	-	-	-	682,000
25919	GO#10: MAURICE GIBB PARK	3,300,000	-	-	-	-	-	-	3,300,000
26019	GO#11: MUSS PARK	-	-	-	-	-	250,000	-	250,000
26119	GO#12: NOBE OCEANSIDE PARK BEACHWLK	2,000,000	-	-	-	-	-	-	2,000,000
26319	GO#15: PAR 3 / BAYSHORE PARK	15,700,000	-	-	-	-	-	-	15,700,000
26419	GO#17: POLO PARK	500,000	-	-	-	-	-	-	500,000
27219	GO#30: SKATE PARK	-	-	-	-	-	750,000	-	750,000
27540	SOUTH POINTE PARK IMPROVEMENTS	184,000	-	-	-	-	-	-	184,000
28410	SCOTT RAKOW PLAYGROUND	165,123	-	-	-	-	-	-	165,123
28560	COLLINS PK LIGHTING SOUND SYSTEM	236,000	-	-	-	-	-	-	236,000
29550	CMB SKATEPARK	190,280	-	-	-	-	-	-	190,280
29620	ALLISON PARK REDESIGN	1,532,000	-	-	-	-	-	-	1,532,000
60026	BELLE ISLE PARK PLAYGROUND REPLACEMENT	-	-	-	-	-	-	638,000	638,000
60123	CRESPI PARK PLAYGROUND REPLACEMENT	-	-	-	-	407,000	-	-	407,000
60126	MUSS PARK PLAYGROUND REPLACEMENT	-	-	-	-	-	-	638,000	638,000
60223	POLO PARK PLAYGROUND REPLACEMENT	-	-	-	-	476,000	-	-	476,000
60226	PARKVIEW ISLAND PK PLAYGROUND REPLACEMENT	-	-	-	-	-	-	497,000	497,000
60321	CITYWIDE PARKS COURT REPAIRS	-	-	105,000	105,000	105,000	105,000	105,000	525,000
60323	STILLWATER PLAYGROUND REPLACEMENT	-	-	-	-	570,000	-	-	570,000
60421	CITYWIDE FITNESS COURSE REPLACEMENT	-	-	100,000	100,000	100,000	100,000	100,000	500,000
60924	NSPYC SAFETY IMPROVEMENTS - FRONT D	-	-	-	-	372,000	-	-	372,000
62022	FLAMINGO PARK TENNIS CENTER COURTS	-	-	125,000	-	-	-	-	125,000
63119	BELLE ISLE PARK BERMUDA GRASS	37,365	-	-	-	-	-	-	37,365
63319	PARK VIEW ISLAND ANNEX - DOG PARK	67,000	-	-	-	-	-	-	67,000
63419	FLAMINGO PARK BASEBALL OUTFIELD NET	113,741	-	-	-	-	-	-	113,741
63519	BUOY PARK REFORESTATION IMPROVEMENT	150,000	(150,000)	150,000	-	-	-	-	150,000
64621	CITYWIDE PARK LANDSCAPING IMPROVEMENT	-	200,000	200,000	200,000	200,000	200,000	200,000	1,200,000
66518	SECURITY AUDIO SYSTEM FOR ALL POOLS	-	-	-	100,000	-	-	-	100,000
66920	S. POINTE PK-FISHING PIER RAILING REPLACEMENT	-	-	496,000	-	-	-	-	496,000
67300	SRYC - RECEPTION & BOWLING AREA	66,000	-	-	-	-	-	-	66,000
67519	GO#14: PALM ISLAND PARK	-	-	231,000	-	-	-	-	231,000
67619	GO#16: PINETREE PARK	-	-	700,000	-	-	-	-	700,000
67719	GO#20: SOUTH POINTE PARK	-	-	-	-	-	480,000	-	480,000
67819	GO#21: STILLWATER PARK	145,000	-	-	-	-	-	-	145,000
67919	GO#22: TATUM PARK	-	-	-	-	-	-	840,000	840,000

MIAMIBEACH

FY 2021 - 2025 CAPITAL IMPROVEMENT PLAN BY PROGRAM
CITY OF MIAMI BEACH

PROJECT	PROGRAM	Previous Years	FY 2021	FY 2022	FY 2023	FY 2024	FY 2025	Future	Total
69020	SUPER BOWL ENHANCEMENTS LUMMUS PK	250,000	-	-	-	-	-	-	250,000
		36,597,408	**518,185**	**6,128,725**	**1,452,000**	**4,845,170**	**6,509,100**	**3,123,000**	**59,173,588**
PROPERTY MANAGEMENT									
26519	GO#18: SCOTT RAKOW YOUTH CENTER	4,448,000	-	640,000	-	-	-	-	5,088,000
26919	GO#27: LOG CABIN	-	-	1,076,000	-	-	-	-	1,076,000
60720	BEACHWALK TREE WELLS 14-22 STREET	150,000	-	-	-	-	-	-	150,000
65620	NORTH BEACH OCEANSIDE PK SECURITY	225,000	(225,000)	-	-	-	-	-	-
		4,823,000	**(225,000)**	**1,716,000**	**-**	**-**	**-**	**-**	**6,314,000**
PW ENGINEERING									
27990	MAURICE GIBB PARK FLOATING DOCK	550,000	-	-	-	-	-	-	550,000
TOURISM & CULTURAL DEPARTMENT									
23318	SOUNDSCAPE AUDIO IMPROVEMENTS	751,410	-	-	-	-	-	-	751,410
26619	GO#19: SOUNDSCAPE PARK	4,500,000	-	-	-	-	-	-	4,500,000
27119	GO#29: WEST LOTS	1,000,000	-	2,000,000	-	-	2,000,000	-	5,000,000
		6,251,410	**-**	**2,000,000**	**-**	**-**	**2,000,000**	**-**	**10,251,410**
	TOTAL:	**151,730,444**	**4,264,914**	**58,814,725**	**1,452,000**	**4,845,170**	**23,659,100**	**3,123,000**	**247,889,353**
RENEWAL & REPLACEMENT									
PARKS ADMINISTRATION									
61121	SCOTT RAKOW YOUTH CENTER-KITCHEN	-	-	-	150,000	-	-	-	150,000
PARKS AND RECREATION									
60022	FLAMINGO PARK NORTH-SOUTH WALKWAY	-	-	-	300,000	-	-	-	300,000
60121	BEACHVIEW FITNESS COURSE REPLACEMENT	-	-	-	88,000	-	-	-	88,000
60122	SOUNDSCAPE PK LED LIGHTING	-	-	-	75,000	-	-	-	75,000
60137	PALM ISLAND TENNIS COURT LIGHTING	20,950	-	-	-	-	-	-	20,950
60322	PARKS MAINT. FACILITY RENOVATIONS	-	-	-	-	335,000	-	-	335,000
60367	INDIAN BEACH PLAYGROUND REPLACEMENT	229,000	-	-	-	-	-	-	229,000
60523	FLAMINGO FOOTBALL STADIUM RAILINGS	-	-	-	100,000	-	-	-	100,000
61219	N. SHORE TENNIS FACILITY FENCE	47,000	-	-	-	-	-	-	47,000
61319	N. SHORE BANDSHELL PLUMBING REPAIRS	30,000	-	-	-	-	-	-	30,000
62718	N. BEACH PARKS RESTROOM RESTORATION	281,000	(91,000)	91,000	-	-	-	-	281,000
63080	BEACH RESTROOMS PAINT AND CONCRETE	326,275	-	-	-	-	-	-	326,275
63318	NORMANDY ISLE PARK POOL RENOVATIONS	422,000	(358,000)	358,000	-	-	-	-	422,000
66022	SOUTH POINTE PARK SPLASH PAD	-	-	-	249,000	-	-	-	249,000
66418	FLAMINGO POOL DECK & PUMP ROOM	-	-	-	-	334,000	-	-	334,000
67040	NORMANDY ISLE PARK & POOL	200,000	-	-	-	-	-	-	200,000
67120	SOUNDSCAPE PARK IMPROVEMENTS	28,000	-	-	-	-	-	-	28,000
67280	NEIGHBORHOOD BASKETBALL COURTS	88,773	-	-	-	-	-	-	88,773
67320	NEIGHBORHOOD TENNIS COURT RENOVATION	50,499	-	-	-	-	-	-	50,499
67420	FLAMINGO PARK POOL PLAYGROUND	245,584	-	-	-	-	-	-	245,584

MIAMIBEACH

FY 2021 - 2025 CAPITAL IMPROVEMENT PLAN BY PROGRAM
CITY OF MIAMI BEACH

PROJECT	PROGRAM	Previous Years	FY 2021	FY 2022	FY 2023	FY 2024	FY 2025	Future	Total
68919	GO#52: LED LIGHTING IN PARKS	1,041,000	-	3,459,000	-	-	-	-	4,500,000
		3,010,081	**(449,000)**	**3,908,000**	**812,000**	**669,000**	**-**	**-**	**7,950,081**
PROPERTY MANAGEMENT									
20110	28TH STREET OBELISK STABILIZATION	631,780	-	-	-	-	-	-	631,780
25980	BASS MUSEUM GENERATOR	117,816	-	-	-	-	-	-	117,816
26010	BASS MUSEUM HYDRAULIC ELEVATOR	66,127	-	-	-	-	-	-	66,127
27780	MIAMI CITY BALLET WINDOWS	441,799	-	-	-	-	-	-	441,799
27970	BEACH SHOWER DRAINAGE SYSTEM	426,000	-	-	-	-	-	-	426,000
28919	GO#26: ROOFS FOR CULTURAL FACILITIES	2,980,000	-	-	-	-	-	-	2,980,000
60030	POLICE STATION MEN'S LOCKER ROOM	228,871	-	-	-	-	-	-	228,871
60038	SOUTH SHORE C.C. FIRE ALARM RENEWAL	112,086	(100,716)	-	-	-	-	-	11,370
60077	FIRE STATION 2 ALARM SYSTEM	89,000	-	-	-	-	-	-	89,000
60118	POLICE STATION BACKUP CHILLER	149,404	-	-	-	-	-	-	149,404
60220	UNIDAD BUILDING-ROOF REPLACEMENT	87,675	-	-	-	-	-	-	87,675
60225	SUNSET HARBOUR GARAGE INT. FLOOR	-	-	-	-	-	34,000	-	34,000
60418	HISTORIC CITY HALL HUMIDITY CONTROL	96,068	-	-	-	-	-	-	96,068
60420	FIRE STATION 2-A/C REPLACEMENT	-	105,000	-	-	-	-	-	105,000
60519	CITY HALL 40-YR STRUCTURAL	154,800	-	-	-	-	-	-	154,800
60520	MBPD-CONDENSER AND PUMPS	-	-	125,000	-	-	-	-	125,000
60618	HISTORIC CITY HALL FIRE ALARM	151,618	-	-	-	-	-	-	151,618
60619	MBPD-COOLING TOWER BASE REPAIR	68,000	-	-	-	-	-	-	68,000
60718	NORTH SHORE PARK YOUTH CENTER A/C	80,000	-	-	-	-	-	-	80,000
60719	UNIDAD ELEVATOR MODERNIZATION	70,000	-	-	-	-	-	-	70,000
60821	CITY HALL-REPLACE RESTROOM EXHAUST	-	-	35,000	-	-	-	-	35,000
60919	SSCC BATHROOM AND KITCHEN UPGRADE	150,000	(150,000)	-	-	-	-	-	-
60920	HISTORIC CITY HALL-VFD REPLACEMENT	200,000	-	-	-	-	-	-	200,000
61020	CITY HALL-GENERATOR REPLACEMENT	600,000	-	-	-	-	-	-	600,000
61100	P.A.L. BUILDING - FIRE ALARM	95,000	-	-	-	-	-	-	95,000
61119	SSCC PLAYGROUND AREA MITIGATION	85,000	(85,000)	-	-	-	-	-	-
61120	CITY HALL-COOLING TOWER BASE	100,000	-	-	-	-	-	-	100,000
61221	NORM. ISLE POOL LOCKER ROOM & PUMPS	-	-	-	250,000	-	-	-	250,000
61290	CITY HALL FIRE ALARM SYSTEM	314,325	-	-	-	-	-	-	314,325
61320	UNIDAD BUILDING-DOOR RENEWAL	-	-	40,000	-	-	-	-	40,000
61321	71ST STREET WELCOME SIGN RENOVATION	-	-	40,000	-	-	-	-	40,000
61419	BEACHFRONT RESTROOMS-RENOVATIONS	158,000	-	-	-	-	-	-	158,000
61420	UNIDAD BUILDING-WINDOW SEAL RENEWAL	-	-	40,000	-	-	-	-	40,000
61519	BEACH SHOWER DRAINAGE SYSTEM PH II	370,350	-	-	-	-	-	-	370,350
61521	CITY HALL LOADING DOCK RESURFACING	-	-	70,000	-	-	-	-	70,000

MIAMIBEACH

FY 2021 - 2025 CAPITAL IMPROVEMENT PLAN BY PROGRAM
CITY OF MIAMI BEACH

PROJECT	PROGRAM	Previous Years	FY 2021	FY 2022	FY 2023	FY 2024	FY 2025	Future	Total
61523	SUNSET HARBOUR GARAGE FIRE PUMP	-	-	-	100,000	-	-	-	100,000
61621	CITY HALL CHAMBER ACOUSTICAL FLOOR	-	-	60,000	-	-	-	-	60,000
61721	CITY HALL CHAMBER FF&E RENEWAL	-	-	105,000	-	-	-	-	105,000
61819	BEACHWALK DRAINAGE - 24 ST TO 46 ST	100,000	-	-	-	-	-	-	100,000
61821	C.H. CHAMBER ACOUSTICAL WALL CARPET	-	-	212,000	-	-	-	-	212,000
61919	41ST STREET FOUNTAIN RESTORATION	82,000	-	-	-	-	-	-	82,000
61921	10TH ST. AUDIT. ENTRANCE DRAINAGE	-	-	250,000	-	-	-	-	250,000
62021	COLONY THEATER ELEVATOR	-	-	80,000	-	-	-	-	80,000
62117	FIRE STATION #2 TRAINING TOWER	-	321,600	-	-	-	-	-	321,600
62118	12TH STREET PARKING LIGHTING (LED)	64,000	-	-	-	-	-	-	64,000
62119	BASS MUSEUM - ROOF REPLACEMENT	397,000	-	-	-	-	-	-	397,000
62121	BOTANICAL GARDENS RESTROOMS	-	50,500	-	-	-	-	-	50,500
62217	10TH ST AUDITORIUM COATING OF ROOF	-	65,650	-	-	-	-	-	65,650
62221	COLONY THEATER RESTROOM RENOVATION	-	-	50,000	-	-	-	-	50,000
62319	BOTANICAL GARDENS - ROOF REPAIRS	50,000	-	-	-	-	-	-	50,000
62321	COLONY THEATER EXTERIOR PAINTING	-	-	80,800	-	-	-	-	80,800
62419	BASS MUSEUM - FREIGHT ELEVATOR	100,000	-	-	-	-	-	-	100,000
62421	COLONY THEATER LED LIGHTS UPGRADE	-	-	40,000	-	-	-	-	40,000
62519	BEACHWALK DRAINAGE-S.POINTE - 23 ST	220,000	-	-	-	-	-	-	220,000
62622	HISTORIC CITY HALL FRONT ELEVATION	-	-	50,500	-	-	-	-	50,500
62722	777 FIRE PREVENTION FLOORING RENEWAL	-	-	40,400	-	-	-	-	40,400
62820	P.A.L. BUILDING-ROOF REPAIRS	90,000	-	-	-	-	-	-	90,000
62822	INTERNAL AFFAIRS RESTROOM RENOVATION	-	-	131,300	-	-	-	-	131,300
62920	FIRE STATION #2 WATERPROOFING	192,000	-	-	-	-	-	-	192,000
62922	BASS MUSEUM EXTERIOR WALL REPAIRS	-	-	38,380	-	-	-	-	38,380
63019	BUILDOUT 1701 4TH FL FOR HOUSING	133,000	-	-	-	-	-	-	133,000
63022	MIAMI CITY BALLET EXIT SIGN RENEWAL	-	-	72,720	-	-	-	-	72,720
63122	10TH ST AUDITORIUM LED UPGRADE	-	-	143,400	-	-	-	-	143,400
63222	COLONY THEATER EXIT SIGN RENEWAL	-	-	35,350	-	-	-	-	35,350
63322	COLONY THEATER VINYL FLOORING RENEWAL	-	-	32,825	-	-	-	-	32,825
63350	POLICE HQ ELEVATORS & OTHER PROJECT	384,260	-	-	-	-	-	-	384,260
63420	NS YOUTH CNTR ROOFTOP A/C RENEWAL	-	-	125,000	-	-	-	-	125,000
63422	HISTORIC CITY HALL WINDOWS (ENERGY-EFFICIENT)	-	-	32,320	-	-	-	-	32,320
63522	NORTH SHORE BANDSHELL SIGNAGE REPLACEMENT	-	-	96,180	-	-	-	-	96,180
63620	CITY HALL CHILLED & CONDENSER PUMPS	-	-	50,000	-	-	-	-	50,000
63718	SANITATION INTERIOR REPLACEMENT	502,800	-	-	-	-	-	-	502,800
63719	1755 MERIDIAN-CHILLER REPLACEMENT	211,045	-	-	-	-	-	-	211,045

MIAMIBEACH

FY 2021 - 2025 CAPITAL IMPROVEMENT PLAN BY PROGRAM
CITY OF MIAMI BEACH

PROJECT	PROGRAM	Previous Years	FY 2021	FY 2022	FY 2023	FY 2024	FY 2025	Future	Total
63720	10TH ST AUDITORIUM-LOUVER	-	-	50,000	-	-	-	-	50,000
63721	ROOF REPAIRS FIRE STATION #1	-	111,100	-	-	-	-	-	111,100
63722	SMART CARD ACCESS SYSTEM- PHASE I	-	-	195,000	-	-	-	-	195,000
63819	SSCC ROOT MITIGATION & FLOORING REP	272	-	-	-	-	-	-	272
63821	MBPD 4TH FLOOR HVAC CONTROLS	-	312,000	-	-	-	-	-	312,000
63822	1755 ROOF REPLACEMENT	-	-	222,920	-	-	-	-	222,920
63918	PUBLIC WORKS FACILITY RENOVATION	208,001	-	-	-	-	-	-	208,001
63919	SMART CARD ACCESS SYSTEM- PHASE I	250,000	-	-	-	-	-	-	250,000
63921	1701 MERIDIAN AVE 50 YEAR RECERTIFICATION	-	50,500	-	-	-	-	-	50,500
63922	FLEET BAYS PLUMBING RENEWAL	-	-	140,700	-	-	-	-	140,700
64019	CITY HALL ENERGY EFFICIENT BUILDING	156,000	-	-	-	-	-	-	156,000
64020	CITY HALL CARD ACCESS SYSTEM REPLACEMENT	80,436	-	-	-	-	-	-	80,436
64021	HISTORIC CITY HALL 90 YEAR RECERTIFICATION	-	66,000	-	-	-	-	-	66,000
64022	777 FOUNTAIN/ COURTYARD RENOVATIONS	-	-	130,650	-	-	-	-	130,650
64121	FIRE STATION #3 40 YEAR RECERTIFICATION	-	48,700	-	-	-	-	-	48,700
64220	PUBLIC WORKS FACILITY EXTERIOR	84,914	-	-	-	-	-	-	84,914
64221	BASS MUSEUM WINDOW REPLACEMENT	-	134,710	-	-	-	-	-	134,710
64320	CITY HALL -COOLING TOWER CONDENSER	90,000	-	-	-	-	-	-	90,000
64321	BASS MUSEUM CONDENSER WATER PUMPS	-	45,450	-	-	-	-	-	45,450
64418	THE FILLMORE 40-YR RECERTIFICATION	654,734	-	-	-	-	-	-	654,734
64420	CITY HALL RESTROOM RENOVATIONS	-	-	250,000	-	-	-	-	250,000
64521	10TH ST AUDITORIUM HEAT PUMP RENEWAL	-	191,900	-	-	-	-	-	191,900
64618	MIAMI CITY BALLET VARIOUS REPAIRS	278,250	-	-	-	-	-	-	278,250
64619	SURFACE LOTS CITYWIDE LANDSCAPING	100,000	-	-	-	-	-	-	100,000
64720	FIRE STATION 2 EXT PAINT & LIGHTING	-	-	55,000	-	-	-	-	55,000
64721	MIDDLE BEACH WATER TOWER PAINTING	-	50,000	-	-	-	-	-	50,000
64819	COLONY THEATER - FIRE ALARM SYSTEM	78,000	-	-	-	-	-	-	78,000
64821	SECURITY ENHANCEMENTS CITYWIDE	-	500,000	500,000	500,000	500,000	500,000	-	2,500,000
64921	OCEAN RESCUE FIRE ALARM RENEWAL	-	30,300	-	-	-	-	-	30,300
65118	BASS MUSEUM - FIRE PUMP REPLACEMENT	72,000	-	-	-	-	-	-	72,000
65121	7 STREET GARAGE UPS BATTERY SYSTEM	-	66,600	-	-	-	-	-	66,600
65218	PURDY AVE BOAT RAMP REPAIRS	464,694	-	-	-	-	-	-	464,694
65219	SOUTH POINTE PARK HVAC REPLACEMENT	160,000	-	-	-	-	-	-	160,000
65220	MIAMI CITY BALLET STUDIO FLOORING	140,000	-	-	-	-	-	-	140,000
65318	BOTANICAL GARDEN HVAC REPLACEMENTS	55,000	-	-	-	-	-	-	55,000
65319	CODE / HOUSING OFFICES RELOCATION	580,596	-	-	-	-	-	-	580,596
65320	UNIDAD INTERIOR & EXTERIOR PAINTING	-	-	89,000	-	-	-	-	89,000

MIAMIBEACH

FY 2021 - 2025 CAPITAL IMPROVEMENT PLAN BY PROGRAM
CITY OF MIAMI BEACH

PROJECT	PROGRAM	Previous Years	FY 2021	FY 2022	FY 2023	FY 2024	FY 2025	Future	Total
65420	MBPD NORTH SUB STATION PARKING LOT	-	-	232,300	-	-	-	-	232,300
65520	MBPD N SUB STN PAINTING, FLOORING	-	-	234,000	-	-	-	-	234,000
65618	FLEET MANAGEMENT STAIRS RESTORATION	-	-	35,000	-	-	-	-	35,000
65718	FLEET MANAGEMENT WAREHOUSE CEILING	-	-	30,000	-	-	-	-	30,000
65720	HISTORIC CH-ROOF ACCESS LADDER	-	-	100,000	-	-	-	-	100,000
65818	FLEET MANAGEMENT FIRE SPRINKLER	-	250,000	-	-	-	-	-	250,000
65918	FLEET MANAGEMENT LED LIGHTING	-	-	150,000	-	-	-	-	150,000
65920	MBFD STATIONS SECURITY UPGRADES CW	-	-	-	126,000	-	-	-	126,000
66018	FLEET MANAGEMENT CONCRETE SPALLING	-	100,000	-	-	-	-	-	100,000
66020	CITY HALL - MAIN ENTRANCE PAVERS	-	-	152,000	-	-	-	-	152,000
66118	FLEET MANAGEMENT BAYS PAINTING	-	-	120,000	-	-	-	-	120,000
66120	LINCOLN RD STONE RESTORATION	368,000	-	-	-	-	-	-	368,000
66220	HISTORIC CITY HALL ELEVATOR	350,000	-	-	-	-	-	-	350,000
66618	SOUTH POINTE PK-FIRE ALARM RENEWAL	35,000	-	-	-	-	-	-	35,000
66620	FILLMORE - SITE LIGHTING PHASE II	-	50,000	-	-	-	-	-	50,000
66718	BEACH STORAGE AREA ENCLOSURE	170,000	-	-	-	-	-	-	170,000
66818	WATER STATION ROOF REPLACEMENT	30,000	-	-	-	-	-	-	30,000
66918	ANCHOR GAR.-FIRE ALARM REPLACEMENT	120,000	101,000	-	-	-	-	-	221,000
67018	ANCHOR GARAGE-STAIRWELL DOORS	27,000	-	-	-	-	-	-	27,000
67030	MARINE PATROL EXTERIOR RESTORATION	60,728	-	-	-	-	-	-	60,728
67200	FIRE STATION 3 FIRE ALARM UPGRADE	55,000	-	-	-	-	-	-	55,000
67220	FIRE STATION 3 EMERGENCY GENERATOR	110,000	-	-	-	-	-	-	110,000
67240	777 BUILDING HVAC 4TH FLOOR	170,000	-	-	-	-	-	-	170,000
67360	BASS MUSEUM EMERGENCY GENERATOR	150,000	-	-	-	-	-	-	150,000
67518	1755 MERIDIAN AVE OFFICE SECURITY	35,000	-	-	-	-	-	-	35,000
68020	PARK RANGER HEADQUARTER RENOVATION	-	-	-	-	475,000	-	-	475,000
68519	GO#48: POLICE HQ FACILITY	4,000,000	-	-	-	-	6,000,000	-	10,000,000
68720	POLICE HQ & PARKING GARAGE-FIRE ALARM	222,033	-	-	-	-	-	-	222,033
68760	CITY HALL ELECTRICAL UPGRADES	341,500	-	-	-	-	-	-	341,500
68820	BEACH RESTROOMS EXHAUST SYSTEMS	35,000	-	-	-	-	-	-	35,000
69220	PUBLIC WORKS FACILITY GENERATOR	391,177	-	-	-	-	-	-	391,177
69470	FLEET/SANITATION FIRE ALARM SYSTEM	85,800	-	-	-	-	-	-	85,800
69480	MARINE PATROL EMERGENCY GENERATOR	10,715	-	-	-	-	-	-	10,715
69960	SOUTH SHORE COMMUNITY ELEVATOR	124,934	-	-	-	-	-	-	124,934
		20,894,608	**2,315,294**	**4,762,745**	**976,000**	**975,000**	**6,534,000**	**-**	**36,457,647**
PW ENGINEERING									
64122	BOLLARDS INSTALLATION AND REPLACEMENT	-	-	250,000	252,500	-	-	-	502,500
64210	SIDEWALK ASSESSMENT SURVEY	75,000	-	-	-	-	-	-	75,000

MIAMIBEACH

FY 2021 - 2025 CAPITAL IMPROVEMENT PLAN BY PROGRAM
CITY OF MIAMI BEACH

PROJECT	PROGRAM	Previous Years	FY 2021	FY 2022	FY 2023	FY 2024	FY 2025	Future	Total
		75,000	**-**	**250,000**	**252,500**	**-**	**-**	**-**	**577,500**
PW GREENSPACE MANAGEMENT									
60011	IRRIGATION SYSTEM MACARTHUR CAUSEWAY	-	-	28,000	-	-	-	-	28,000
65120	GREENSPACE FACILITY SECURITY SYSTEM	-	-	110,000	-	-	-	-	110,000
66520	SOUTH BEACH ROW LANDSCAPE	280,000	-	200,000	100,000	100,000	-	-	680,000
		280,000	**-**	**338,000**	**100,000**	**100,000**	**-**	**-**	**818,000**
PW STREETS									
65021	BELLE ISLE PARK LIGHTING ENHANCEMENT	-	110,000	-	-	-	-	-	110,000
TOURISM & CULTURAL DEPARTMENT									
64219	CARL FISHER COMMERCIAL KITCHEN	244,950	-	-	-	-	-	-	244,950
	TOTAL:	**24,504,639**	**1,976,294**	**9,258,745**	**2,290,500**	**1,744,000**	**6,534,000**	**-**	**46,308,178**
SEAWALLS									
CAPITAL IMPROVEMENT PROGRAM									
27600	SEAWALL-BOTANICAL GARDEN	1,208,662	-	-	-	-	-	-	1,208,662
27610	SEAWALL MUSS PARK REHABILITAION	1,182,423	-	-	-	-	-	-	1,182,423
28790	CONVENTION CENTER DR TO WASHINGTON	1,800,000	-	-	-	-	-	-	1,800,000
		4,191,085	**-**	**-**	**-**	**-**	**-**	**-**	**4,191,085**
PW ADMINISTRATION									
20220	SEAWALL-DICKENS AV SHORELINE	435,394	-	-	-	-	-	-	435,394
28300	SHANE WATERSPORT SEAWALL	784,000	-	-	-	-	-	-	784,000
29560	BRITTANY BAY PARK SEAWALL	1,109,000	-	-	-	-	-	-	1,109,000
		2,328,394	**-**	**-**	**-**	**-**	**-**	**-**	**2,328,394**
PW ENGINEERING									
23618	LENOX COURT & JEFFERSON AVE SEAWALL	300,000	-	-	-	-	-	-	300,000
27170	SEAWALL-BISCAYNE BAY ST END PH. II	1,694,058	-	-	-	-	-	-	1,694,058
27919	GO#39: SEAWALLS & SHORELINES	8,000,000	-	2,000,000	-	-	-	-	10,000,000
28740	SEAWALL - HOLOCAUST MEMORIAL	100,000	-	-	-	-	-	-	100,000
28780	SEAWALL DADE BLVD - WASHINGTON AVE	1,625,000	-	-	-	-	-	-	1,625,000
28820	INDIAN BEACH PARK SEAWALL	715,000	-	-	-	-	-	-	715,000
29020	CITYWIDE SEAWALL REHAB	5,000,000	5,000,000	5,000,000	5,000,000	5,000,000	-	-	25,000,000
29500	COLLINS CANAL ENHANCEMENT PROJECT	5,458,889	-	-	-	-	-	-	5,458,889
		22,892,947	**5,000,000**	**7,000,000**	**5,000,000**	**5,000,000**	**-**	**-**	**44,892,947**
	TOTAL:	**29,412,426**	**5,000,000**	**7,000,000**	**5,000,000**	**5,000,000**	**-**	**-**	**51,412,426**
STREET / SIDEWALKS STREETSCAPE									
CAPITAL IMPROVEMENT PROGRAM									
20330	MIDDLE BEACH REC CORRIDOR PH II	11,720,517	-	-	-	-	-	-	11,720,517
20597	WEST AVENUE PHASE II	80,945,564	9,195,255	-	-	-	-	-	90,140,819
21118	STILLWATER ENTRANCE SIGN	-	-	195,000	-	-	-	-	195,000
21270	VENETIAN NEIGHBORHOOD -ISLANDS	46,372,927	-	-	-	-	-	-	46,372,927

MIAMIBEACH

FY 2021 - 2025 CAPITAL IMPROVEMENT PLAN BY PROGRAM
CITY OF MIAMI BEACH

PROJECT	PROGRAM	Previous Years	FY 2021	FY 2022	FY 2023	FY 2024	FY 2025	Future	Total
22050	BAYSHORE NEIGHBORHOOD BID PACK A	25,085,154	-	-	-	-	-	-	25,085,154
23180	BAYSHORE NEIGHBORHOOD BID PACK D	16,219,308	-	-	-	-	-	-	16,219,308
23270	CITY CENTER COMMERCIAL DISTRICT BPB	25,809,526	-	47,507,421	7,280,000	-	-	-	80,596,947
23380	PALM & HIBISCUS ISLAND ENHANCEMENT	50,217,165	-	-	-	-	-	-	50,217,165
27319	GO#31: OCEAN DRIVE CORRIDOR	-	-	4,000,000	-	-	8,000,000	8,000,000	20,000,000
27419	GO#32: PALM & HIBISCUS LANDSCAPING	1,000,000	-	-	-	-	-	-	1,000,000
28610	RUE VENDOME PUBLIC PLAZA	2,276,000	-	-	-	-	-	-	2,276,000
28940	BAYSHORE NEIGHBORHOOD CENTRAL - SOUTH	21,777,204	-	-	-	-	-	-	21,777,204
29130	SOUTH POINTE MISCELANEOUS IMPROVEMENTS	868,425	-	-	-	-	-	-	868,425
29300	LINCOLN RD LENOX-COLLINS W/SIDE STR	40,000,000	-	5,035,000	-	-	-	-	45,035,000
29310	CONVENTION CENTER LINCOLN RD CONNECTOR	10,000,000	-	-	-	-	-	-	10,000,000
29530	COLLINS PARK ANCILLARY IMPROVEMENTS	4,000,000	-	-	-	-	-	-	4,000,000
69790	SUNSET 3 & 4 UTILITY PAYMENT	1,532,002	-	-	-	-	-	-	1,532,002
		337,823,792	**9,195,255**	**56,737,421**	**7,280,000**	**-**	**8,000,000**	**8,000,000**	**427,036,468**
ECONOMIC DEVELOPMENT									
65721	MXE LAND USE/MOBILITY/ECONOMIC DEVELOPMENT STUDY	-	190,000	362,000	-	-	-	-	552,000
ENVIRONMENT SUSTAINABILITY									
20197	CITY CENTER RESILIENCY ENHANCEMENTS	1,000,000	-	-	-	-	-	-	1,000,000
66420	DADE BOULEVARD PEDESTRIAN PATHWAY	225,000	-	-	-	-	-	-	225,000
68219	GO#33: STREET TREE MASTER PLAN	2,500,000	-	2,500,000	-	-	-	-	5,000,000
		3,725,000	**-**	**2,500,000**	**-**	**-**	**-**	**-**	**6,225,000**
PROPERTY MANAGEMENT									
29880	LINCOLN RD MALL ADA PEDESTRIAN	87,500	-	-	-	-	-	-	87,500
69620	S. BOWL SIGNAGE/ PAINTING/ LIGHTING	150,000	-	-	-	-	-	-	150,000
		237,500	**-**	**-**	**-**	**-**	**-**	**-**	**237,500**
PW ADMINISTRATION									
20922	NORMANDY ISLES DRAINAGE IMPROVEMENT	-	-	21,004,861	21,004,861	-	-	-	42,009,722
24020	ORCHARD PARK	250,000	-	5,000,000	-	8,688,421	-	-	13,938,421
24120	TOWN CENTER	-	-	52,000,000	-	-	-	-	52,000,000
24619	GO#37: SIDEWALK IMPROVEMENTS	3,500,000	-	3,000,000	-	-	3,500,000	3,000,000	13,000,000
27360	RESTORATIVE TREEWELL-PH 4-SOUTH BCH	690,000	-	-	-	-	-	-	690,000
27519	GO#34: ABOVE GROUND IMPROVEMENTS	-	-	5,000,000	-	-	15,000,000	23,000,000	43,000,000
27619	GO#35: FLAMINGO PARK NEIGHBORHOOD	-	-	-	-	-	8,000,000	12,000,000	20,000,000
27819	GO#38: STREET PAVEMENT	7,500,000	-	7,500,000	-	-	7,500,000	7,500,000	30,000,000
28050	EVERGLADES COURT ALLEYWAY PAVING	300,000	-	-	-	-	-	-	300,000
28119	GO#41: LA GORCE NEIGHBORHOOD	-	-	2,000,000	-	-	3,000,000	9,000,000	14,000,000
28219	GO#44: NORTH SHORE NEIGHBORHOOD	-	-	-	-	-	8,000,000	-	8,000,000
28719	GO#53: SECURITY FOR PUBLIC SPACES	2,000,000	-	2,350,000	-	-	-	-	4,350,000

MIAMIBEACH

FY 2021 - 2025 CAPITAL IMPROVEMENT PLAN BY PROGRAM
CITY OF MIAMI BEACH

PROJECT	PROGRAM	Previous Years	FY 2021	FY 2022	FY 2023	FY 2024	FY 2025	Future	Total
29810	ALLEYWAY RESTORATION PH III	632,500	(100,000)	100,000	-	-	-	-	632,500
61117	RESTORATIVE TREE WELL TREATMENT	292,000	-	-	-	-	-	-	292,000
		15,164,500	**(100,000)**	**97,954,861**	**21,004,861**	**8,688,421**	**45,000,000**	**54,500,000**	**242,212,643**
PW ENGINEERING									
20078	CITYWIDE STREET PAVEMENT	-	-	-	-	-	-	15,000,000	15,000,000
20141	7300 DICKENS AVE L/SCAPE-IRRIGATION	-	-	37,000	-	-	-	-	37,000
20177	OCEAN DR. EXTENDED SIDEWALK PROJECT	164,650	-	-	-	-	-	-	164,650
20250	LAGORCE ISLAND-LIGHTING TREES MISC	66,376	-	-	-	-	-	-	66,376
20422	FLAMINGO NEIGHBORHOOD	300,000	-	56,154,121	81,854,121	-	-	-	138,308,242
20522	NAUTILUS NEIGHBORHOOD	-	-	250,000	29,236,421	-	-	-	29,486,421
20587	1ST STREET-ALTON RD TO WASHINGTON	26,870,741	-	-	-	-	-	-	26,870,741
20607	11TH STREET-FLAMINGO NEIGHBORHOOD	7,602,460	-	-	-	-	-	-	7,602,460
23220	NORTH SHORE NEIGHBORHOOD IMPROVEMENTS	7,339,268	-	60,127,421	-	-	-	-	67,466,689
23240	LA GORCE NEIGHBORHOOD IMPROVEMENTS	2,267,141	-	80,000,000	-	-	-	-	82,267,141
23300	FLAMINGO NEIGHBORHOOD-SOUTH	7,478,640	-	-	-	-	-	-	7,478,640
23360	WEST AVE/BAY RD NEIGHBORHOOD	25,902,873	-	-	-	-	-	-	25,902,873
29320	17TH STREET NORTH IMPROVEMENTS	2,000,000	-	-	-	-	-	-	2,000,000
60237	COLLINS / HARDING ALLEY RESTORATION	100,000	-	-	-	-	-	-	100,000
		80,092,149	**-**	**196,568,542**	**111,090,542**	**-**	**-**	**15,000,000**	**402,751,233**
PW GREENSPACE MANAGEMENT									
29760	RESTORATIVE TREEWELL-PH 3	683,911	-	-	-	-	-	-	683,911
61619	NORTH BEACH ROW LANDSCAPING	270,000	-	200,000	100,000	100,000	-	-	670,000
62019	MIDDLE BEACH ROW LANDSCAPE	226,000	(135,715)	335,715	100,000	150,000	-	-	676,000
63521	RESTORATIVE TREE WELL CITYWIDE	-	-	240,000	240,000	240,000	-	-	720,000
64119	INDIAN CREEK LANDSCAPE & IRRIGATION	1,200,000	-	-	-	-	-	-	1,200,000
		2,379,911	**(135,715)**	**775,715**	**440,000**	**490,000**	**-**	**-**	**3,949,911**
PW STREETS									
20000	PAVEMENT & SIDEWALK PROGRAM	2,195,000	(462,014)	462,014	-	-	-	-	2,195,000
25650	CITYWIDE CURB RAMP INSTALLATION	112,560	-	-	-	-	-	-	112,560
26700	ROW IMPROVEMENT PROJECT	1,844,084	-	-	-	-	-	-	1,844,084
		4,151,644	**(462,014)**	**462,014**	**-**	**-**	**-**	**-**	**4,151,644**
TOURISM & CULTURAL DEPARTMENT									
21019	SHORT-TERM 41ST ST RECOMMENDATIONS	100,000	-	-	-	-	-	-	100,000
27719	GO#36: WASHINGTON AVE. CORRIDOR	-	-	2,000,000	-	-	6,000,000	2,000,000	10,000,000
28019	GO#40: 41 ST. CORRIDOR	1,500,000	-	1,500,000	-	-	6,000,000	6,000,000	15,000,000
28630	BONITA DRIVE STREET END IMPROVEMENT	135,000	-	-	-	-	-	-	135,000
28640	NORTH BEACH STREETSCAPE PILOT PROJ	330,000	(330,000)	330,000	-	-	-	-	330,000
		2,065,000	**(330,000)**	**3,830,000**	**-**	**-**	**12,000,000**	**8,000,000**	**25,565,000**

MIAMIBEACH

FY 2021 - 2025 CAPITAL IMPROVEMENT PLAN BY PROGRAM
CITY OF MIAMI BEACH

PROJECT	PROGRAM	Previous Years	FY 2021	FY 2022	FY 2023	FY 2024	FY 2025	Future	Total
TRANSPORTATION									
21219	SR A1A/COLLINS AV PEDESTRIAN SIGNAL	559,000	-	-	-	-	-	-	559,000
21319	ROYAL PALM AVE & 46TH STREET CIRCLE	107,000	-	-	-	-	-	-	107,000
27910	MERIDIAN AVE (NORTH) 28TH ST & DADE	278,000	-	-	-	-	-	-	278,000
62222	WEST AVENUE BICYCLE LANES PHASE II	-	-	663,072	-	-	-	-	663,072
62322	ORCHARD PARK TRAFFIC CALMING	-	-	137,082	1,473,867	-	-	-	1,610,949
62617	72ND STREET PROTECTED BIKE LANE	519,000	-	-	-	-	-	-	519,000
		1,463,000	**-**	**800,154**	**1,473,867**	**-**	**-**	**-**	**3,737,021**
	TOTAL:	**447,102,496**	**8,357,526**	**359,990,707**	**141,289,270**	**9,178,421**	**65,000,000**	**85,500,000**	**1,116,418,420**
STREET LIGHTING									
PROPERTY MANAGEMENT									
27070	BEACHWALK LIGHTING RETRO	665,625	-	-	-	-	-	-	665,625
62940	CITYWIDE PARKING LOT LIGHTING	450,000	-	-	-	-	-	-	450,000
		1,115,625	**-**	**-**	**-**	**-**	**-**	**-**	**1,115,625**
PW ADMINISTRATION									
64918	SMART LIGHTING MASTER PLAN	2,463,895	-	600,000	600,000	600,000	600,000	-	4,863,895
69019	GO#55: STREET LIGHTING IMPROVEMENTS	5,000,000	-	5,000,000	-	-	-	-	10,000,000
		7,463,895	**-**	**5,600,000**	**600,000**	**600,000**	**600,000**	**-**	**14,863,895**
PW ENGINEERING									
21218	5TH STREET FLYOVER LIGHTING	148,779	-	-	-	-	-	-	148,779
27650	ALUMINUM STREETLIGHTING POLE REPLACEMENT	168,060	-	-	-	-	-	-	168,060
		316,839	**-**	**-**	**-**	**-**	**-**	**-**	**316,839**
PW STREETS									
27800	STREET LIGHTING IMPROVEMENTS	1,625,305	(629,000)	13,129,000	12,500,000	12,500,000	12,500,000	-	51,625,305
63117	41ST STREET CORRIDOR LIGHTING ENHANCEMENT	381,000	-	-	-	-	-	-	381,000
		2,006,305	**(629,000)**	**13,129,000**	**12,500,000**	**12,500,000**	**12,500,000**	**-**	**52,006,305**
	TOTAL:	**10,902,664**	**(629,000)**	**18,729,000**	**13,100,000**	**13,100,000**	**13,100,000**	**-**	**68,302,664**
TRANSIT / TRANSPORTATION									
CAPITAL IMPROVEMENT PROGRAM									
20327	2 WAY CONVERSION 42ND ST. SHERIDAN	510,000	-	-	-	-	-	-	510,000
25410	BEACHWALK II	4,233,433	-	-	-	-	-	-	4,233,433
27940	EUCLID AVE. - FROM 17TH ST & 5TH ST	470,000	-	-	-	-	-	-	470,000
		5,213,433	**-**	**-**	**-**	**-**	**-**	**-**	**5,213,433**
PROPERTY MANAGEMENT									
20521	JULIA TURLE ENTRANCE SIGN	-	-	275,000	-	-	-	-	275,000
TRANSPORTATION									
20018	ADAPTIVE TRAFFIC SIGNAL CONTROLS	-	-	-	-	-	-	1,800,000	1,800,000
20118	BAYSHORE NEIGHBORHOOD TRAFFIC CALMING 1A	378,075	-	-	-	-	-	-	378,075
20200	TRANSPORTATION CAPITAL INITIATIVE	42,492,028	-	-	-	-	-	-	42,492,028

MIAMIBEACH

FY 2021 - 2025 CAPITAL IMPROVEMENT PLAN BY PROGRAM
CITY OF MIAMI BEACH

PROJECT	PROGRAM	Previous Years	FY 2021	FY 2022	FY 2023	FY 2024	FY 2025	Future	Total
20218	NAUTILUS TRAFFIC CALMING PHASE I	355,500	-	-	-	-	-	-	355,500
20221	16TH STREET PROTECTED BIKE LANES	-	-	-	627,000	-	-	-	627,000
20318	VENETIAN ILLUMINATED CROSSWALKS	180,000	-	-	-	-	-	-	180,000
20617	NEW BUS SHELTER DESIGNS	504,251	-	-	-	-	-	-	504,251
20620	LA GORCE / PINE TREE DR BIKE LANES	-	-	300,000	-	1,500,000	-	-	1,800,000
20718	SIGNALIZATION ALTON RD AND 4TH ST	580,000	-	-	-	-	-	-	580,000
20818	ROYAL PALM NEIGHBORHOOD GREENWAY	430,000	-	-	-	-	-	-	430,000
21014	PROTECTED BIKE LANES	130,000	-	524,247	202,341	-	-	-	856,588
21024	PROTECTED BICYCLE LANES	-	-	-	117,659	-	1,980,000	-	2,097,659
21419	MERIDIAN AVENUE PEDESTRIAN CROSSING	410,000	-	-	-	-	-	-	410,000
21522	ALTON ROAD SHARED USE PATH PHASE II	-	-	-	-	-	-	3,631,000	3,631,000
22518	ENHANCED CROSSWALKS	480,000	-	-	-	-	-	-	480,000
23020	ALTON RD & 16TH STREET INTERSECTION	540,000	-	-	-	-	-	-	540,000
27860	51ST STREET NEIGHBORHOOD GREENWAY	50,000	-	-	-	-	-	-	50,000
27900	PRAIRIE AVE FROM 28TH ST TO 44TH PA	294,000	-	-	-	-	-	-	294,000
28080	INTELLIGENT TRANSPORT SYSTEM	18,776,260	-	-	-	-	-	-	18,776,260
60177	SOUTH BEACH PEDESTRIAN ZONES	950,000	-	-	-	-	-	-	950,000
60222	NORTH BEACH GREENWAYS PHASE III	-	-	1,170,220	-	-	-	-	1,170,220
60257	BAY DRIVE NEIGHBORHOOD GREENWAY	100,000	-	-	-	-	-	-	100,000
60327	10TH STREET NEIGHBORHOOD GREENWAY	-	-	1,494,000	-	-	-	-	1,494,000
60817	SAFE ROUTES-BISCAYNE ELEMENTARY	70,628	-	-	-	-	-	-	70,628
62517	MERIDIAN AVENUE BICYCLE LANES	250,000	-	-	-	-	-	-	250,000
62521	NORTH BEACH GREENWAYS- PHASE II	-	604,230	-	-	-	-	-	604,230
62717	73RD STREET PROTECTED BIKE LANES	239,000	-	-	-	-	-	-	239,000
64190	ENTRANCE SIGNS TO NORTH BEACH	749,000	(691,000)	691,000	-	-	-	-	749,000
65221	PINE TREE DRIVE AND 46TH STREET	-	603,603	-	-	-	-	-	603,603
65321	PRAIRIE AVENUE AND 44TH STREET/CHASE	-	84,420	519,183	-	-	-	-	603,603
65518	JEFFERSON AVE & 15TH ST BEACONS	74,200	-	-	-	-	-	-	74,200
68419	GO#42: TRAFFIC CALMING	1,500,000	-	500,000	-	-	-	-	2,000,000
68619	GO#43: BIKE LANES & SHARED USE PATH	2,500,000	-	1,200,000	-	-	1,300,000	-	5,000,000
69820	NORTH BEACH GREENWAYS PHASE I	448,625	-	-	-	-	-	-	448,625
		72,481,567	**601,253**	**6,398,650**	**947,000**	**1,500,000**	**3,280,000**	**5,431,000**	**90,639,470**
	TOTAL:	**77,695,000**	**601,253**	**6,673,650**	**947,000**	**1,500,000**	**3,280,000**	**5,431,000**	**96,127,903**
UTILITIES									
ENVIRONMENT SUSTAINABILITY									
62619	ENERGY SUB-METERS IN MUN. BUILDINGS	68,000	-	-	-	-	-	-	68,000
PW ADMINISTRATION									
20124	ALLISON ISLAND NORTH	-	-	-	-	6,154,321	-	-	6,154,321

MIAMIBEACH

FY 2021 - 2025 CAPITAL IMPROVEMENT PLAN BY PROGRAM
CITY OF MIAMI BEACH

PROJECT	PROGRAM	Previous Years	FY 2021	FY 2022	FY 2023	FY 2024	FY 2025	Future	Total
20224	NORMANDY SHORES	-	-	-	-	29,147,027	-	-	29,147,027
20323	LA GORCE ISLAND	-	-	-	-	9,104,921	-	-	9,104,921
20324	BELLE ISLE	-	-	-	-	4,550,621	-	-	4,550,621
20424	BISCAYNE BEACH	-	-	-	-	20,445,421	-	-	20,445,421
20524	BISCAYNE POINT	-	-	-	-	13,266,321	-	-	13,266,321
20624	CENTRAL BAYSHORE	-	-	-	-	7,963,400	-	-	7,963,400
20724	INDIAN CREEK PARKWAY	-	-	-	-	9,217,121	-	-	9,217,121
20824	PARK VIEW ISLAND	-	-	-	-	4,759,121	-	-	4,759,121
20924	STAR ISLAND	-	-	-	-	6,032,621	-	-	6,032,621
21122	SUNSET ISLAND 1	-	-	-	5,319,421	-	-	-	5,319,421
21222	SUNSET ISLAND 2	-	-	-	7,446,121	-	-	-	7,446,121
22320	LAKEVIEW NEIGHBORHOOD IMPROVEMENTS	-	-	41,000,000	-	-	-	-	41,000,000
22418	MT. SINAI STORMWATER PUMP STATION	-	-	19,727,421	-	-	-	-	19,727,421
60319	WATER METER REPLACEMENT PROGRAM	11,104,893	5,000,000	-	-	-	-	-	16,104,893
60419	DERM & EPA CONSENT DECREE	900,000	500,000	500,000	500,000	500,000	-	-	2,900,000
65421	VALVE REPLACEMENT PROGRAM	-	931,635	959,584	-	-	-	-	1,891,219
		12,004,893	**6,431,635**	**62,187,005**	**13,265,542**	**111,140,895**	**-**	**-**	**205,029,970**
PW ENGINEERING									
20527	FDOT UTILITES RELOCATION	677,529	400,000	50,000	50,000	16,000,000	-	-	17,177,529
20619	WASTE WATER STATIONS REHABILITATION	4,500,000	6,603,400	5,209,019	-	-	-	-	16,312,419
20719	SCADA AND PLC SYSTEMS	6,000,500	1,237,500	-	-	-	-	-	7,238,000
21220	INDIAN CREEK STREET DRAINAGE IMPROVMENTS	15,446,181	-	-	-	-	-	-	15,446,181
21720	DRAINAGE SYSTEM WATER QUALITY PILOT	500,000	-	-	-	-	-	-	500,000
23000	SUNSET HARBOUR PUMPSTATION UPGRADES	28,275,370	-	-	-	-	-	-	28,275,370
27370	54IN DIAMETER REDUNDANT SEWER FORCE	17,644,487	-	-	-	-	-	-	17,644,487
28120	WATER PUMP STATIONS IMPROVEMENTS	1,000,000	4,595,000	4,710,396	-	-	-	-	10,305,396
28220	WASTEWATER MANHOLE REHABILITATION	1,500,000	1,545,000	1,591,350	1,639,091	1,688,263	-	-	7,963,704
28320	SEWER PUMP STATION ODOR CONTROL	850,600	-	-	-	-	-	-	850,600
28420	SWR PUMP STATION # 18 IMPROVEMENTS	700,000	700,000	-	-	-	-	-	1,400,000
28520	WATER & WASTEWATER MAINS AND REHAB	17,000,000	9,417,709	-	14,214,469	15,441,872	15,268,653	-	71,342,703
28920	BIOSWALE PILOT PROJECT	850,000	-	-	-	-	-	-	850,000
29820	STORM WATER OUTFALLS	2,000,000	-	-	-	-	-	-	2,000,000
68000	CLEAN WATER SYSTEM	7,500,000	-	-	-	-	-	-	7,500,000
		104,444,667	**24,498,609**	**11,560,765**	**15,903,560**	**33,130,135**	**15,268,653**	**-**	**204,806,389**
TRANSPORTATION									
22018	FIBER COMMUNICATIONS INSTALLATION	161,000	131,000	-	-	-	-	-	292,000
	TOTAL:	**116,678,560**	**31,061,244**	**73,747,770**	**29,169,102**	**144,271,030**	**15,268,653**	**-**	**410,196,359**
	GRAND TOTAL:	**1,650,058,301**	**60,181,145**	**577,247,480**	**201,493,972**	**186,949,621**	**139,763,753**	**107,554,000**	**2,923,248,272**

MIAMIBEACH

MIAMIBEACH

FY 2021 - 2025 CAPITAL IMPROVEMENT PLAN BY FUNDING SUMMARY
CITY OF MIAMI BEACH

PROJECT	PROJECT NAME	Previous Years	FY 2021	FY 2022	FY 2023	FY 2024	FY 2025	Future	Total
106 TRANSPORTATION FUND 106									
20018	ADAPTIVE TRAFFIC SIGNAL CONTROLS	-	-	-	-	-	-	1,800,000	1,800,000
20118	BAYSHORE NEIGHBORHOOD TRAFFIC CALMING 1A	378,075	-	-	-	-	-	-	378,075
20218	NAUTILUS TRAFFIC CALMING PHASE I	355,500	-	-	-	-	-	-	355,500
20221	16TH STREET PROTECTED BIKE LANES	-	-	-	627,000	-	-	-	627,000
20318	VENETIAN ILLUMINATED CROSSWALKS	180,000	-	-	-	-	-	-	180,000
20617	NEW BUS SHELTER DESIGNS	504,251	-	-	-	-	-	-	504,251
20620	LA GORCE / PINE TREE DR BIKE LANES	-	-	300,000	-	1,500,000	-	-	1,800,000
21522	ALTON ROAD SHARED USE PATH PHASE II	-	-	-	-	-	-	3,631,000	3,631,000
60222	NORTH BEACH GREENWAYS PHASE III	-	-	1,170,220	-	-	-	-	1,170,220
60327	10TH STREET NEIGHBORHOOD GREENWAY	-	-	1,494,000	-	-	-	-	1,494,000
60817	SAFE ROUTES-BISCAYNE ELEMENTARY	70,628	-	-	-	-	-	-	70,628
62222	WEST AVENUE BICYCLE LANES PHASE II	-	-	107,634	-	-	-	-	107,634
69820	NORTH BEACH GREENWAYS PHASE I	448,625	(448,625)	-	-	-	-	-	-
	Fund Total:	**1,937,079**	**(448,625)**	**3,071,854**	**627,000**	**1,500,000**	**-**	**5,431,000**	**12,118,308**
115 HUD SECTION 108 LOAN									
23220	NORTH SHORE NEIGHBORHOOD IMPROVEMENTS	1,017,391	-	-	-	-	-	-	1,017,391
	Fund Total:	**1,017,391**	**-**	**-**	**-**	**-**	**-**	**-**	**1,017,391**
117 CLEAN WATER STATE REVOLVE FUND									
68000	CLEAN WATER SYSTEM	7,500,000	-	-	-	-	-	-	7,500,000
	Fund Total:	**7,500,000**	**-**	**-**	**-**	**-**	**-**	**-**	**7,500,000**
121 SUNSET ISLAND 3&4 UNDERGROUND									
69790	SUNSET 3 & 4 UTILITY PAYMENT	1,532,002	-	-	-	-	-	-	1,532,002
	Fund Total:	**1,532,002**	**-**	**-**	**-**	**-**	**-**	**-**	**1,532,002**
125 CAPITAL RENEWAL & REPLACEMENT									
20000	PAVEMENT & SIDEWALK PROGRAM	500,000	(462,014)	462,014	-	-	-	-	500,000
20237	FAIRWAY PARK IMPROVEMENTS	1,923	-	-	-	-	-	-	1,923
21818	PROPERTY MGMT FACILITY GENERATOR	95,000	-	-	-	-	-	-	95,000
27800	STREET LIGHTING IMPROVEMENTS	300,000	-	-	-	-	-	-	300,000
28410	SCOTT RAKOW PLAYGROUND	16,964	-	-	-	-	-	-	16,964
28550	LIFEGUARD STAND REPLACEMENTS	141,189	-	-	-	-	-	-	141,189
60007	POLICE STATION NEW GENERATOR	555,000	-	-	-	-	-	-	555,000
60030	POLICE STATION MEN'S LOCKER ROOM	228,871	-	-	-	-	-	-	228,871
60031	WATER TOWER RESTORATION STAR ISLAND	-	-	350,000	-	-	-	-	350,000
60038	SOUTH SHORE C.C. FIRE ALARM RENEWAL	112,086	(100,716)	-	-	-	-	-	11,370
60057	FIRE STATION 3 EMERGENCY GENERATOR	25,200	-	-	-	-	-	-	25,200
60118	POLICE STATION BACKUP CHILLER	149,404	-	-	-	-	-	-	149,404

MIAMIBEACH

FY 2021 - 2025 CAPITAL IMPROVEMENT PLAN BY FUNDING SUMMARY
CITY OF MIAMI BEACH

PROJECT	PROJECT NAME	Previous Years	FY 2021	FY 2022	FY 2023	FY 2024	FY 2025	Future	Total
60220	UNIDAD BUILDING-ROOF REPLACEMENT	87,675	-	-	-	-	-	-	87,675
60418	HISTORIC CITY HALL HUMIDITY CONTROL	96,068	-	-	-	-	-	-	96,068
60420	FIRE STATION 2-A/C REPLACEMENT	-	52,500	-	-	-	-	-	52,500
60519	CITY HALL 40-YR STRUCTURAL	154,800	-	-	-	-	-	-	154,800
60520	MBPD-CONDENSER AND PUMPS	-	-	125,000	-	-	-	-	125,000
60618	HISTORIC CITY HALL FIRE ALARM	151,618	-	-	-	-	-	-	151,618
60619	MBPD-COOLING TOWER BASE REPAIR	68,000	-	-	-	-	-	-	68,000
60718	NORTH SHORE PARK YOUTH CENTER A/C	80,000	-	-	-	-	-	-	80,000
60719	UNIDAD ELEVATOR MODERNIZATION	70,000	-	-	-	-	-	-	70,000
60821	CITY HALL-REPLACE RESTROOM EXHAUST	-	-	35,000	-	-	-	-	35,000
60919	SSCC BATHROOM AND KITCHEN UPGRADE	150,000	(150,000)	-	-	-	-	-	-
61021	MB POLICE GARAGE CONCRETE SPALLING	-	-	800,000	-	-	-	-	800,000
61100	P.A.L. BUILDING - FIRE ALARM	95,000	-	-	-	-	-	-	95,000
61119	SSCC PLAYGROUND AREA MITIGATION	85,000	(85,000)	-	-	-	-	-	-
61120	CITY HALL-COOLING TOWER BASE	100,000	-	-	-	-	-	-	100,000
61121	SCOTT RAKOW YOUTH CENTER-KITCHEN	-	-	-	150,000	-	-	-	150,000
61221	NORM. ISLE POOL LOCKER ROOM & PUMPS	-	-	-	250,000	-	-	-	250,000
61290	CITY HALL FIRE ALARM SYSTEM	314,325	-	-	-	-	-	-	314,325
61320	UNIDAD BUILDING-DOOR RENEWAL	-	-	40,000	-	-	-	-	40,000
61321	71ST STREET WELCOME SIGN RENOVATION	-	-	40,000	-	-	-	-	40,000
61420	UNIDAD BUILDING-WINDOW SEAL RENEWAL	-	-	40,000	-	-	-	-	40,000
61521	CITY HALL LOADING DOCK RESURFACING	-	-	70,000	-	-	-	-	70,000
61621	CITY HALL CHAMBER ACOUSTICAL FLOOR	-	-	60,000	-	-	-	-	60,000
61721	CITY HALL CHAMBER FF&E RENEWAL	-	-	105,000	-	-	-	-	105,000
61821	C.H. CHAMBER ACOUSTICAL WALL CARPET	-	-	212,000	-	-	-	-	212,000
61921	10TH ST. AUDIT. ENTRANCE DRAINAGE	-	-	250,000	-	-	-	-	250,000
62021	COLONY THEATER ELEVATOR	-	-	80,000	-	-	-	-	80,000
62117	FIRE STATION #2 TRAINING TOWER	-	160,800	-	-	-	-	-	160,800
62221	COLONY THEATER RESTROOM RENOVATION	-	-	50,000	-	-	-	-	50,000
62321	COLONY THEATER EXTERIOR PAINTING	-	-	80,800	-	-	-	-	80,800
62421	COLONY THEATER LED LIGHTS UPGRADE	-	-	40,000	-	-	-	-	40,000
62622	HISTORIC CITY HALL FRONT ELEVATION	-	-	50,500	-	-	-	-	50,500
62722	777 FIRE PREVENTION FLOORING RENEWAL	-	-	40,400	-	-	-	-	40,400
62820	P.A.L. BUILDING-ROOF REPAIRS	90,000	-	-	-	-	-	-	90,000
62822	INTERNAL AFFAIRS RESTROOM RENOVATION	-	-	131,300	-	-	-	-	131,300
62920	FIRE STATION #2 WATERPROOFING	192,000	-	-	-	-	-	-	192,000
62922	BASS MUSEUM EXTERIOR WALL REPAIRS	-	-	38,380	-	-	-	-	38,380

MIAMIBEACH

FY 2021 - 2025 CAPITAL IMPROVEMENT PLAN BY FUNDING SUMMARY
CITY OF MIAMI BEACH

PROJECT	PROJECT NAME	Previous Years	FY 2021	FY 2022	FY 2023	FY 2024	FY 2025	Future	Total
63022	MIAMI CITY BALLET EXIT SIGN RENEWAL	-	-	72,720	-	-	-	-	72,720
63080	BEACH RESTROOMS PAINT AND CONCRETE	225,000	-	-	-	-	-	-	225,000
63122	10TH ST AUDITORIUM LED UPGRADE	-	-	143,400	-	-	-	-	143,400
63222	COLONY THEATER EXIT SIGN RENEWAL	-	-	35,350	-	-	-	-	35,350
63322	COLONY THEATER VINYL FLOORING RENEWAL	-	-	32,825	-	-	-	-	32,825
63350	POLICE HQ ELEVATORS & OTHER PROJECT	384,260	-	-	-	-	-	-	384,260
63420	NS YOUTH CNTR ROOFTOP A/C RENEWAL	-	-	125,000	-	-	-	-	125,000
63422	HISTORIC CITY HALL WINDOWS (ENERGY-EFFICIENT)	-	-	32,320	-	-	-	-	32,320
63620	CITY HALL CHILLED & CONDENSER PUMPS	-	-	50,000	-	-	-	-	50,000
63718	SANITATION INTERIOR REPLACEMENT	312,800	-	-	-	-	-	-	312,800
63720	10TH ST AUDITORIUM-LOUVER	-	-	50,000	-	-	-	-	50,000
63721	ROOF REPAIRS FIRE STATION #1	-	111,100	-	-	-	-	-	111,100
63821	MBPD 4TH FLOOR HVAC CONTROLS	-	312,000	-	-	-	-	-	312,000
63918	PUBLIC WORKS FACILITY RENOVATION	101,111	-	-	-	-	-	-	101,111
63921	1701 MERIDIAN AVE 50 YEAR RECERTIFICATION	-	50,500	-	-	-	-	-	50,500
64020	CITY HALL CARD ACCESS SYSTEM REPLACEMENT	80,436	-	-	-	-	-	-	80,436
64021	HISTORIC CITY HALL 90 YEAR RECERTIFICATION	-	66,000	-	-	-	-	-	66,000
64221	BASS MUSEUM WINDOW REPLACEMENT	-	67,355	-	-	-	-	-	67,355
64320	CITY HALL -COOLING TOWER CONDENSER	90,000	-	-	-	-	-	-	90,000
64420	CITY HALL RESTROOM RENOVATIONS	-	-	250,000	-	-	-	-	250,000
64620	ALLISON BRIDGE RAILING PROJECT	-	-	60,000	-	-	-	-	60,000
64720	FIRE STATION 2 EXT PAINT & LIGHTING	-	-	55,000	-	-	-	-	55,000
65120	GREENSPACE FACILITY SECURITY SYSTEM	-	-	110,000	-	-	-	-	110,000
65218	PURDY AVE BOAT RAMP REPAIRS	84,661	-	-	-	-	-	-	84,661
65219	SOUTH POINTE PARK HVAC REPLACEMENT	85,000	-	-	-	-	-	-	85,000
65318	BOTANICAL GARDEN HVAC REPLACEMENTS	55,000	-	-	-	-	-	-	55,000
65319	CODE / HOUSING OFFICES RELOCATION	580,596	-	-	-	-	-	-	580,596
65320	UNIDAD INTERIOR & EXTERIOR PAINTING	-	-	89,000	-	-	-	-	89,000
65420	MBPD NORTH SUB STATION PARKING LOT	-	-	232,300	-	-	-	-	232,300
65520	MBPD N SUB STN PAINTING, FLOORING	-	-	234,000	-	-	-	-	234,000
65720	HISTORIC CH-ROOF ACCESS LADDER	-	-	100,000	-	-	-	-	100,000
65920	MBFD STATIONS SECURITY UPGRADES CW	-	-	-	126,000	-	-	-	126,000
66020	CITY HALL - MAIN ENTRANCE PAVERS	-	-	152,000	-	-	-	-	152,000
66220	HISTORIC CITY HALL ELEVATOR	350,000	-	-	-	-	-	-	350,000
66720	COLONY THEATER-SOUND AND VIDEO	-	-	100,000	-	-	-	-	100,000
67030	MARINE PATROL EXTERIOR RESTORATION	60,728	-	-	-	-	-	-	60,728
67040	NORMANDY ISLE PARK & POOL	200,000	-	-	-	-	-	-	200,000

MIAMIBEACH

FY 2021 - 2025 CAPITAL IMPROVEMENT PLAN BY FUNDING SUMMARY
CITY OF MIAMI BEACH

PROJECT	PROJECT NAME	Previous Years	FY 2021	FY 2022	FY 2023	FY 2024	FY 2025	Future	Total
67200	FIRE STATION 3 FIRE ALARM UPGRADE	55,000	-	-	-	-	-	-	55,000
67220	FIRE STATION 3 EMERGENCY GENERATOR	43,955	-	-	-	-	-	-	43,955
67240	777 BUILDING HVAC 4TH FLOOR	170,000	-	-	-	-	-	-	170,000
68720	POLICE HQ & PARKING GARAGE-FIRE ALARM	222,033	-	-	-	-	-	-	222,033
68760	CITY HALL ELECTRICAL UPGRADES	341,500	-	-	-	-	-	-	341,500
69220	PUBLIC WORKS FACILITY GENERATOR	195,863	-	-	-	-	-	-	195,863
69480	MARINE PATROL EMERGENCY GENERATOR	10,715	-	-	-	-	-	-	10,715
69960	SOUTH SHORE COMMUNITY ELEVATOR	124,934	-	-	-	-	-	-	124,934
	Fund Total:	**7,633,715**	**22,525**	**5,024,309**	**526,000**	**-**	**-**	**-**	**13,206,549**
126 SOUTH POINTE RENEWAL & REPLACEMENT									
29130	SOUTH POINTE MISCELANEOUS IMPROVEMENTS	468,425	-	-	-	-	-	-	468,425
65219	SOUTH POINTE PARK HVAC REPLACEMENT	25,000	-	-	-	-	-	-	25,000
	Fund Total:	**493,425**	**-**	**-**	**-**	**-**	**-**	**-**	**493,425**
140 CULTURAL ARTS COUNCIL ENDOWMNT									
20418	COLLINS PARK PERFORMING ARTS VENUE	800,000	-	-	-	-	-	-	800,000
	Fund Total:	**800,000**	**-**	**-**	**-**	**-**	**-**	**-**	**800,000**
142 7TH STREET GARAGE									
20026	7TH STREET GARAGE-ELEVATOR	-	-	-	-	-	400,000	-	400,000
21121	7TH ST GRGE-ENTRANCE FLOOD CONTROL	-	-	277,750	-	-	-	-	277,750
22150	72 ST. COMMUNITY COMPLEX	128,296	-	-	-	-	-	-	128,296
26100	GARAGE SECURITY CAMERA SYSTEM	53,585	-	-	-	-	-	-	53,585
27830	PARKING GARAGE AT 1262 COLLINS AVE	2,563,569	-	-	-	-	-	-	2,563,569
60124	7TH STREET GARAGE-LANDSCAPING	-	-	-	-	120,000	-	-	120,000
60224	7 ST GARAGE-SUPERSTRUCTURE RENEWAL	-	-	-	-	-	250,000	-	250,000
60422	7TH ST GARAGE-FIRE SPRINKLER & PUMP	-	-	300,000	-	-	-	-	300,000
60620	7TH STREET GARAGE-INTERIOR DRAINAGE	30,000	-	-	-	-	-	-	30,000
60623	7TH STREET GARAGE-STAIRWELL RAILING	-	-	-	25,000	-	-	-	25,000
60723	7TH ST GARAGE-TRAFFIC COATING	-	-	-	150,000	-	-	-	150,000
61118	7TH STREET GARAGE UPGRADE LIGHTING	200,000	-	-	-	-	-	-	200,000
61218	7TH STREET PARKING GARAGE ROOF TOP	30,000	-	-	-	-	-	-	30,000
62621	7TH STREET GARAGE-OFFICE/RESTROOM	-	-	35,350	-	-	-	-	35,350
64719	7TH STREET GARAGE-DOOR REPLACEMENT	50,000	-	-	-	-	-	-	50,000
65121	7 STREET GARAGE UPS BATTERY SYSTEM	-	66,600	-	-	-	-	-	66,600
67520	7TH STREET GARAGE-ROOFING REPAIRS	84,000	-	-	-	-	-	-	84,000
68220	7TH ST GARAGE SURFACE RESTORATION	95,000	-	-	-	-	-	-	95,000
69310	7TH ST. GARAGE FIRE ALARM SYSTEM	51,087	-	-	-	-	-	-	51,087
	Fund Total:	**3,285,537**	**66,600**	**613,100**	**175,000**	**120,000**	**650,000**	**-**	**4,910,237**

MIAMIBEACH

FY 2021 - 2025 CAPITAL IMPROVEMENT PLAN BY FUNDING SUMMARY
CITY OF MIAMI BEACH

PROJECT	PROJECT NAME	Previous Years	FY 2021	FY 2022	FY 2023	FY 2024	FY 2025	Future	Total
147 ART IN PUBLIC PLACES									
20377	AIPP MB CONVENTION	7,530,797	-	-	-	-	-	-	7,530,797
22618	AIPP FIRE STATION 2	95,334	-	-	-	-	-	-	95,334
22718	AIPP FLAMINGO PARK PROJECT	194,000	-	-	-	-	-	-	194,000
22918	AIPP LUMMUS PARK PROJECT	116,000	-	-	-	-	-	-	116,000
	Fund Total:	**7,936,131**	**-**	**-**	**-**	**-**	**-**	**-**	**7,936,131**
155 FEES IN LIEU OF PARKING									
20518	SURFACE LOT AT BISCAYNE BEACH	600,000	307,029	-	-	-	-	-	907,029
22150	72 ST. COMMUNITY COMPLEX	300,000	-	-	-	-	-	-	300,000
27830	PARKING GARAGE AT 1262 COLLINS AVE	7,145,125	-	-	-	-	-	-	7,145,125
28080	INTELLIGENT TRANSPORT SYSTEM	3,192,028	-	-	-	-	-	-	3,192,028
	Fund Total:	**11,237,153**	**307,029**	**-**	**-**	**-**	**-**	**-**	**11,544,182**
158 CONCURRENCY MITIGATION FUND									
20200	TRANSPORTATION CAPITAL INITIATIVE	8,192,028	-	-	-	-	-	-	8,192,028
25750	WEST AVE BDG OVER COLLINS CANAL	908,068	-	-	-	-	-	-	908,068
28080	INTELLIGENT TRANSPORT SYSTEM	11,063,972	(741,000)	-	-	-	-	-	10,322,972
62322	ORCHARD PARK TRAFFIC CALMING	-	-	-	630,813	-	-	-	630,813
62521	NORTH BEACH GREENWAYS- PHASE II	-	604,230	-	-	-	-	-	604,230
65221	PINE TREE DRIVE AND 46TH STREET	-	603,603	-	-	-	-	-	603,603
69820	NORTH BEACH GREENWAYS PHASE I	-	448,625	-	-	-	-	-	448,625
	Fund Total:	**20,164,068**	**915,458**	**-**	**630,813**	**-**	**-**	**-**	**21,710,339**
160 RESORT TAX FUND 2%									
20200	TRANSPORTATION CAPITAL INITIATIVE	10,000,000	-	-	-	-	-	-	10,000,000
	Fund Total:	**10,000,000**	**-**	**-**	**-**	**-**	**-**	**-**	**10,000,000**
164 RDA CITY CENTER RENEWAL & REPLACEMENT									
29300	LINCOLN RD LENOX-COLLINS W/SIDE STR	20,000,000	-	-	-	-	-	-	20,000,000
64819	COLONY THEATER - FIRE ALARM SYSTEM	78,000	-	-	-	-	-	-	78,000
66120	LINCOLN RD STONE RESTORATION	214,619	-	-	-	-	-	-	214,619
	Fund Total:	**20,292,619**	**-**	**-**	**-**	**-**	**-**	**-**	**20,292,619**
165 NON - TIF RDA FUND									
20197	CITY CENTER RESILIENCY ENHANCEMENTS	1,000,000	-	-	-	-	-	-	1,000,000
20200	TRANSPORTATION CAPITAL INITIATIVE	8,000,000	-	-	-	-	-	-	8,000,000
66120	LINCOLN RD STONE RESTORATION	153,381	-	-	-	-	-	-	153,381
	Fund Total:	**9,153,381**	**-**	**-**	**-**	**-**	**-**	**-**	**9,153,381**
169 MIAMI CITY BALLET FUND									
27780	MIAMI CITY BALLET WINDOWS	315,000	-	-	-	-	-	-	315,000
64618	MIAMI CITY BALLET VARIOUS REPAIRS	278,250	-	-	-	-	-	-	278,250

MIAMIBEACH

FY 2021 - 2025 CAPITAL IMPROVEMENT PLAN BY FUNDING SUMMARY
CITY OF MIAMI BEACH

PROJECT	PROJECT NAME	Previous Years	FY 2021	FY 2022	FY 2023	FY 2024	FY 2025	Future	Total
	Fund Total:	**593,250**	**-**	**-**	**-**	**-**	**-**	**-**	**593,250**
171 LOCAL OPTION GAS TAX									
20000	PAVEMENT & SIDEWALK PROGRAM	1,695,000	-	-	-	-	-	-	1,695,000
21024	PROTECTED BICYCLE LANES	-	-	-	117,659	-	1,980,000	-	2,097,659
21219	SR A1A/COLLINS AV PEDESTRIAN SIGNAL	559,000	-	-	-	-	-	-	559,000
23020	ALTON RD & 16TH STREET INTERSECTION	540,000	-	-	-	-	-	-	540,000
64918	SMART LIGHTING MASTER PLAN	203,000	-	-	-	-	-	-	203,000
	Fund Total:	**2,997,000**	**-**	**-**	**117,659**	**-**	**1,980,000**	**-**	**5,094,659**
187 HALF CENT TRANS. SURTAX COUNTY									
20220	SEAWALL-DICKENS AV SHORELINE	200,000	-	-	-	-	-	-	200,000
20597	WEST AVENUE PHASE II	530,000	-	-	-	-	-	-	530,000
20718	SIGNALIZATION ALTON RD AND 4TH ST	580,000	-	-	-	-	-	-	580,000
20818	ROYAL PALM NEIGHBORHOOD GREENWAY	430,000	-	-	-	-	-	-	430,000
21014	PROTECTED BIKE LANES	130,000	-	524,247	202,341	-	-	-	856,588
21319	ROYAL PALM AVE & 46TH STREET CIRCLE	107,000	-	-	-	-	-	-	107,000
21419	MERIDIAN AVENUE PEDESTRIAN CROSSING	410,000	-	-	-	-	-	-	410,000
22518	ENHANCED CROSSWALKS	480,000	-	-	-	-	-	-	480,000
23360	WEST AVE/BAY RD NEIGHBORHOOD	378,000	-	-	-	-	-	-	378,000
25650	CITYWIDE CURB RAMP INSTALLATION	80,560	-	-	-	-	-	-	80,560
25750	WEST AVE BDG OVER COLLINS CANAL	1,966,380	-	-	-	-	-	-	1,966,380
26700	ROW IMPROVEMENT PROJECT	1,844,084	-	-	-	-	-	-	1,844,084
27860	51ST STREET NEIGHBORHOOD GREENWAY	50,000	-	-	-	-	-	-	50,000
27900	PRAIRIE AVE FROM 28TH ST TO 44TH PA	294,000	-	-	-	-	-	-	294,000
27910	MERIDIAN AVE (NORTH) 28TH ST & DADE	278,000	-	-	-	-	-	-	278,000
27930	SHARED PATH ON PARKVIEW ISLAND PARK	320,000	-	-	-	-	-	-	320,000
27940	EUCLID AVE. - FROM 17TH ST & 5TH ST	470,000	-	-	-	-	-	-	470,000
28050	EVERGLADES COURT ALLEYWAY PAVING	300,000	-	-	-	-	-	-	300,000
28080	INTELLIGENT TRANSPORT SYSTEM	2,020,260	741,000	-	-	-	-	-	2,761,260
29500	COLLINS CANAL ENHANCEMENT PROJECT	1,030,698	-	-	-	-	-	-	1,030,698
29810	ALLEYWAY RESTORATION PH III	412,500	-	-	-	-	-	-	412,500
62222	WEST AVENUE BICYCLE LANES PHASE II	-	-	555,438	-	-	-	-	555,438
62322	ORCHARD PARK TRAFFIC CALMING	-	-	137,082	843,054	-	-	-	980,136
62517	MERIDIAN AVENUE BICYCLE LANES	250,000	-	-	-	-	-	-	250,000
62617	72ND STREET PROTECTED BIKE LANE	519,000	-	-	-	-	-	-	519,000
62717	73RD STREET PROTECTED BIKE LANES	239,000	-	-	-	-	-	-	239,000
64210	SIDEWALK ASSESSMENT SURVEY	75,000	-	-	-	-	-	-	75,000
65321	PRAIRIE AVENUE AND 44TH STREET/CHASE	-	84,420	519,183	-	-	-	-	603,603

MIAMIBEACH

FY 2021 - 2025 CAPITAL IMPROVEMENT PLAN BY FUNDING SUMMARY
CITY OF MIAMI BEACH

PROJECT	PROJECT NAME	Previous Years	FY 2021	FY 2022	FY 2023	FY 2024	FY 2025	Future	Total
65518	JEFFERSON AVE & 15TH ST BEACONS	74,200	-	-	-	-	-	-	74,200
	Fund Total:	**13,468,682**	**825,420**	**1,735,950**	**1,045,395**	**-**	**-**	**-**	**17,075,447**
301 CAP. PROJ. NOT FINANCED BY BON									
20110	28TH STREET OBELISK STABILIZATION	381,780	-	-	-	-	-	-	381,780
20200	TRANSPORTATION CAPITAL INITIATIVE	3,300,000	-	-	-	-	-	-	3,300,000
20220	SEAWALL-DICKENS AV SHORELINE	231,974	-	-	-	-	-	-	231,974
20597	WEST AVENUE PHASE II	8,861	-	-	-	-	-	-	8,861
22050	BAYSHORE NEIGHBORHOOD BID PACK A	223,199	-	-	-	-	-	-	223,199
23200	FLAMINGO PARK	896,690	-	-	-	-	-	-	896,690
23518	BATTING CAGES AT NORTH SHORE PARK	203,000	-	-	-	-	-	-	203,000
24530	SUNSET ISLANDS 1&2 GUARDHOUSE	468,225	-	-	-	-	-	-	468,225
24630	FLAGLER MONUMENT SOLAR ILLUMINATION	89,000	-	-	-	-	-	-	89,000
26270	COMMUNITY PARK (PAR 3) RENOVATIONS	412,100	-	-	-	-	-	-	412,100
26990	SECOND FL. RENOVATION-BUILDING DEPT	629,898	-	-	-	-	-	-	629,898
27950	NORTH BEACH OCEANSIDE PARK	9,710,000	-	-	-	-	-	-	9,710,000
29430	SOUTH POINTE PARK REMEDIATION	315,000	-	-	-	-	-	-	315,000
62718	N. BEACH PARKS RESTROOM RESTORATION	190,000	-	-	-	-	-	-	190,000
63318	NORMANDY ISLE PARK POOL RENOVATIONS	47,000	-	-	-	-	-	-	47,000
64718	MUNIS / ENERGOV/ ERP PR	28,377	-	-	-	-	-	-	28,377
	Fund Total:	**17,135,104**	**-**	**-**	**-**	**-**	**-**	**-**	**17,135,104**
302 PAY-AS-YOU-GO									
20021	INDIAN CREEK PEDESTRIAN BRIDGE	-	-	600,000	-	-	-	-	600,000
20078	CITYWIDE STREET PAVEMENT	-	-	-	-	-	-	15,000,000	15,000,000
20187	LUMMUS PARK MUSCLE BEACH UPGRADE	68,000	-	-	-	-	-	-	68,000
20190	NORMANDY SHORES PK FITNESS CIRCUIT	186,290	-	-	-	-	-	-	186,290
20220	SEAWALL-DICKENS AV SHORELINE	3,420	-	-	-	-	-	-	3,420
20237	FAIRWAY PARK IMPROVEMENTS	1,426,914	-	1,689,000	-	-	-	-	3,115,914
20247	CITYWIDE PARKS IRRIGATION SYSTEM	170,000	(155,725)	155,725	-	-	-	-	170,000
20250	LAGORCE ISLAND-LIGHTING TREES MISC	66,376	-	-	-	-	-	-	66,376
20300	NORMANDY ISLE PARK TURF INSTALLATION	398,000	-	597,000	-	-	-	-	995,000
20307	MBPD CAMERA SYSTEM UPGRADES	64,000	-	-	-	-	-	-	64,000
20417	OCEAN RESCUE 79TH SUB HEADQUARTERS	168,000	-	-	-	-	-	-	168,000
20418	COLLINS PARK PERFORMING ARTS VENUE	175,000	(175,000)	175,000	-	-	-	-	175,000
20423	FLAMINGO PK FOOTBALL FENCE	-	-	-	458,000	-	-	-	458,000
20425	FLAMINGO PARK SOCCER FIELD TURF	-	-	-	-	-	281,000	-	281,000
20523	STILLWATER PARK LIGHTING & SOCCER	-	-	-	-	-	481,000	-	481,000
20577	BELLE ISLE PARK PLAYGROUND	294,585	-	-	-	-	-	-	294,585

MIAMIBEACH

FY 2021 - 2025 CAPITAL IMPROVEMENT PLAN BY FUNDING SUMMARY
CITY OF MIAMI BEACH

PROJECT	PROJECT NAME	Previous Years	FY 2021	FY 2022	FY 2023	FY 2024	FY 2025	Future	Total
20597	WEST AVENUE PHASE II	2,059,587	(589,947)	-	-	-	-	-	1,469,640
20607	11TH STREET-FLAMINGO NEIGHBORHOOD	1,059,729	-	-	-	-	-	-	1,059,729
20623	MIAMI BEACH GOLF COURSE RENOVATION	-	-	6,000,000	-	-	-	-	6,000,000
20721	GREENSPACE FACILITY RENOVATION	-	-	1,000,000	-	-	-	-	1,000,000
20722	FLAMINGO PK PLAYGROUND REPLACEMENT	-	-	830,000	-	-	-	-	830,000
20723	CRESPI PARK LIGHTING & MICRO SOCCER	-	-	-	-	-	481,000	-	481,000
20821	BISCAYNE ELEM SHARED FIELD LIGHTING	-	-	-	-	1,270,170	-	-	1,270,170
20822	FLAMINGO PK FOOTBALL STADIUM TURF	-	-	-	-	496,000	-	-	496,000
20918	BRITTANY BAY PARK	1,243,000	171,729	-	-	-	-	-	1,414,729
20921	NORMANDY ISLE PARK PLAYGROUND	-	-	-	489,000	-	-	-	489,000
21018	BAYWALK PHASE 2	386,000	-	-	-	-	-	-	386,000
21021	NSPYC KITCHEN & CABINETRY ADDITION	-	-	-	-	344,000	-	-	344,000
21022	WEST LOTS 85-86 ST CONVERSION	-	-	-	-	-	2,436,100	-	2,436,100
21118	STILLWATER ENTRANCE SIGN	-	-	195,000	-	-	-	-	195,000
22050	BAYSHORE NEIGHBORHOOD BID PACK A	960,405	-	-	-	-	-	-	960,405
22150	72 ST. COMMUNITY COMPLEX	100,000	-	-	-	-	-	-	100,000
22420	POLO PARK LIGHTING & SOCCER FIELD	857,680	-	-	-	-	-	-	857,680
22750	ALTOS DEL MAR PARK	44,820	-	-	-	-	-	-	44,820
22920	CITYWIDE BRIDGES	706,077	219,125	2,293,923	-	-	-	-	3,219,125
23118	FIRE STATION 4 SECURITY ENHANCEMENT	50,683	-	-	-	-	-	-	50,683
23180	BAYSHORE NEIGHBORHOOD BID PACK D	745,500	-	-	-	-	-	-	745,500
23200	FLAMINGO PARK	554,489	-	-	-	-	-	-	554,489
23240	LA GORCE NEIGHBORHOOD IMPROVEMENTS	219,000	-	-	-	-	-	-	219,000
23318	SOUNDSCAPE AUDIO IMPROVEMENTS	751,410	-	-	-	-	-	-	751,410
23380	PALM & HIBISCUS ISLAND ENHANCEMENT	50,000	-	-	-	-	-	-	50,000
24530	SUNSET ISLANDS 1&2 GUARDHOUSE	200,000	-	-	-	-	-	-	200,000
24630	FLAGLER MONUMENT SOLAR ILLUMINATION	200,000	-	-	-	-	-	-	200,000
24790	PARK VIEW ISLAND	49,826	-	-	-	-	-	-	49,826
25750	WEST AVE BDG OVER COLLINS CANAL	1,303,396	-	-	-	-	-	-	1,303,396
27170	SEAWALL-BISCAYNE BAY ST END PH. II	185,714	-	-	-	-	-	-	185,714
27610	SEAWALL MUSS PARK REHABILITAION	1,161,000	-	-	-	-	-	-	1,161,000
27800	STREET LIGHTING IMPROVEMENTS	-	-	12,500,000	12,500,000	12,500,000	12,500,000	-	50,000,000
27950	NORTH BEACH OCEANSIDE PARK	-	500,000	-	-	-	-	-	500,000
27990	MAURICE GIBB PARK FLOATING DOCK	177,000	-	-	-	-	-	-	177,000
28300	SHANE WATERSPORT SEAWALL	134,000	-	-	-	-	-	-	134,000
28410	SCOTT RAKOW PLAYGROUND	148,159	-	-	-	-	-	-	148,159
28600	NSPYC EXTERIOR CAFE AND RESTROOMS	-	-	1,005,170	-	-	-	-	1,005,170

MIAMIBEACH

FY 2021 - 2025 CAPITAL IMPROVEMENT PLAN BY FUNDING SUMMARY
CITY OF MIAMI BEACH

PROJECT	PROJECT NAME	Previous Years	FY 2021	FY 2022	FY 2023	FY 2024	FY 2025	Future	Total
28850	MAURICE GIBB PARK REDESIGN	28,658	-	-	-	-	-	-	28,658
28940	BAYSHORE NEIGHBORHOOD CENTRAL - SOUTH	21,824	-	-	-	-	-	-	21,824
29550	CMB SKATEPARK	40,000	-	-	-	-	-	-	40,000
29620	ALLISON PARK REDESIGN	100,000	-	-	-	-	-	-	100,000
29810	ALLEYWAY RESTORATION PH III	100,000	(100,000)	100,000	-	-	-	-	100,000
60011	IRRIGATION SYSTEM MACARTHUR CAUSEWAY	-	-	28,000	-	-	-	-	28,000
60020	FLEET MGMT-GENERATOR TRANSFER SWITCH	-	100,000	-	-	-	-	-	100,000
60026	BELLE ISLE PARK PLAYGROUND REPLACEMENT	-	-	-	-	-	-	638,000	638,000
60122	SOUNDSCAPE PK LED LIGHTING	-	-	-	75,000	-	-	-	75,000
60123	CRESPI PARK PLAYGROUND REPLACEMENT	-	-	-	-	407,000	-	-	407,000
60126	MUSS PARK PLAYGROUND REPLACEMENT	-	-	-	-	-	-	638,000	638,000
60137	PALM ISLAND TENNIS COURT LIGHTING	20,950	-	-	-	-	-	-	20,950
60223	POLO PARK PLAYGROUND REPLACEMENT	-	-	-	-	476,000	-	-	476,000
60226	PARKVIEW ISLAND PARK PLAYGROUND REPLACEMENT	-	-	-	-	-	-	497,000	497,000
60321	CITYWIDE PARKS COURT REPAIRS	-	-	105,000	105,000	105,000	105,000	105,000	525,000
60322	PARKS MAINT. FACILITY RENOVATIONS	-	-	-	-	335,000	-	-	335,000
60323	STILLWATER PLAYGROUND REPLACEMENT	-	-	-	-	570,000	-	-	570,000
60325	NORMANDY SHORES GOLF CLUB TEE RENOVATION	-	-	-	-	-	125,000	-	125,000
60421	CITYWIDE FITNESS COURSE REPLACEMENT	-	-	100,000	100,000	100,000	100,000	100,000	500,000
60523	FLAMINGO FOOTBALL STADIUM RAILINGS	-	-	-	100,000	-	-	-	100,000
60920	HISTORIC CITY HALL-VFD REPLACEMENT	200,000	-	-	-	-	-	-	200,000
60924	NSPYC SAFETY IMPROVEMENTS - FRONT D	-	-	-	-	372,000	-	-	372,000
61020	CITY HALL-GENERATOR REPLACEMENT	600,000	-	-	-	-	-	-	600,000
61619	NORTH BEACH ROW LANDSCAPING	113,000	-	-	-	-	-	-	113,000
61920	MAURICE GIBB SOIL REMEDIATION	896,000	-	-	-	-	-	-	896,000
62019	MIDDLE BEACH ROW LANDSCAPE	144,000	(135,715)	235,715	50,000	100,000	-	-	394,000
62122	NORMANDY SHORES GOLF CLUB HOUSE CARPET	-	-	36,000	-	-	-	-	36,000
62619	ENERGY SUB-METERS IN MUN. BUILDINGS	68,000	-	-	-	-	-	-	68,000
62718	N. BEACH PARKS RESTROOM RESTORATION	91,000	(91,000)	91,000	-	-	-	-	91,000
62719	FLEET MGMT FACILITY REMEDIATION	111,000	-	-	-	-	-	-	111,000
62819	LAKE PANCOAST MANGROVE PLANTER	30,000	-	1,450,000	-	-	-	-	1,480,000
62919	OUTDOOR TRAINING FACILITY (FIRE)	100,000	(100,000)	-	-	-	200,000	-	200,000
63019	BUILDOUT 1701 4TH FL FOR HOUSING	133,000	-	-	-	-	-	-	133,000
63080	BEACH RESTROOMS PAINT AND CONCRETE	86,000	-	-	-	-	-	-	86,000
63117	41ST STREET CORRIDOR LIGHTING ENHANCEMENT	381,000	-	-	-	-	-	-	381,000
63119	BELLE ISLE PARK BERMUDA GRASS	37,365	-	-	-	-	-	-	37,365
63319	PARK VIEW ISLAND ANNEX - DOG PARK	67,000	-	-	-	-	-	-	67,000

MIAMIBEACH

FY 2021 - 2025 CAPITAL IMPROVEMENT PLAN BY FUNDING SUMMARY
CITY OF MIAMI BEACH

PROJECT	PROJECT NAME	Previous Years	FY 2021	FY 2022	FY 2023	FY 2024	FY 2025	Future	Total
63419	FLAMINGO PARK BASEBALL OUTFIELD NET	113,741	-	-	-	-	-	-	113,741
63519	BUOY PARK REFORESTATION IMPROVEMENT	150,000	(150,000)	150,000	-	-	-	-	150,000
63521	RESTORATIVE TREE WELL CITYWIDE	-	-	240,000	240,000	240,000	-	-	720,000
63719	1755 MERIDIAN-CHILLER REPLACEMENT	211,045	-	-	-	-	-	-	211,045
63722	SMART CARD ACCESS SYSTEM- PHASE I	-	-	195,000	-	-	-	-	195,000
63819	SSCC ROOT MITIGATION & FLOORING REP	272	-	-	-	-	-	-	272
63822	1755 ROOF REPLACEMENT	-	-	222,920	-	-	-	-	222,920
63919	SMART CARD ACCESS SYSTEM- PHASE I	250,000	-	-	-	-	-	-	250,000
63922	FLEET BAYS PLUMBING RENEWAL	-	-	140,700	-	-	-	-	140,700
64019	CITY HALL ENERGY EFFICIENT BUILDING	156,000	-	-	-	-	-	-	156,000
64022	777 FOUNTAIN/ COURTYARD RENOVATIONS	-	-	130,650	-	-	-	-	130,650
64119	INDIAN CREEK LANDSCAPE & IRRIGATION	836,500	-	-	-	-	-	-	836,500
64122	BOLLARDS INSTALLATION AND REPLACEMENT	-	-	250,000	252,500	-	-	-	502,500
64418	THE FILLMORE 40-YR RECERTIFICATION	654,734	-	-	-	-	-	-	654,734
64721	MIDDLE BEACH WATER TOWER PAINTING	-	50,000	-	-	-	-	-	50,000
64821	SECURITY ENHANCEMENTS CITYWIDE	-	500,000	500,000	500,000	500,000	500,000	-	2,500,000
64918	SMART LIGHTING MASTER PLAN	1,000,000	-	-	-	-	-	-	1,000,000
64921	OCEAN RESCUE FIRE ALARM RENEWAL	-	30,300	-	-	-	-	-	30,300
65021	BELLE ISLE PARK LIGHTING ENHANCEMEN	-	110,000	-	-	-	-	-	110,000
65519	BRIDGE REPAIRS FY19	280,000	(219,125)	-	-	-	-	-	60,875
65618	FLEET MANAGEMENT STAIRS RESTORATION	-	-	35,000	-	-	-	-	35,000
65718	FLEET MANAGEMENT WAREHOUSE CEILING	-	-	30,000	-	-	-	-	30,000
65721	MXE LAND USE/MOBILITY/ECONOMIC DEVELOPMENT STUDY	-	-	362,000	-	-	-	-	362,000
65818	FLEET MANAGEMENT FIRE SPRINKLER	-	250,000	-	-	-	-	-	250,000
65918	FLEET MANAGEMENT LED LIGHTING	-	-	150,000	-	-	-	-	150,000
66018	FLEET MANAGEMENT CONCRETE SPALLING	-	100,000	-	-	-	-	-	100,000
66118	FLEET MANAGEMENT BAYS PAINTING	-	-	120,000	-	-	-	-	120,000
66218	FLEET MANAGEMENT PARKING LOT	-	-	500,000	-	-	-	-	500,000
66418	FLAMINGO POOL DECK & PUMP ROOM	-	-	-	-	334,000	-	-	334,000
66518	SECURITY AUDIO SYSTEM FOR ALL POOLS	-	-	-	100,000	-	-	-	100,000
67280	NEIGHBORHOOD BASKETBALL COURTS	88,773	-	-	-	-	-	-	88,773
67300	SRYC - RECEPTION & BOWLING AREA	66,000	-	-	-	-	-	-	66,000
67320	NEIGHBORHOOD TENNIS COURT RENOVATION	50,499	-	-	-	-	-	-	50,499
67920	SMART BUILDING AUTOMATION SYSTEM	100,000	(100,000)	100,000	-	-	-	-	100,000
68020	PARK RANGER HEADQUARTER RENOVATION	-	-	-	-	475,000	-	-	475,000
68120	NORMANDY SHORES GOLF CLUB PUMPS	-	-	-	196,000	-	-	-	196,000

MIAMIBEACH

FY 2021 - 2025 CAPITAL IMPROVEMENT PLAN BY FUNDING SUMMARY
CITY OF MIAMI BEACH

PROJECT	PROJECT NAME	Previous Years	FY 2021	FY 2022	FY 2023	FY 2024	FY 2025	Future	Total
69520	WATERWAY RESTORATION	250,000	-	-	-	-	-	-	250,000
	Fund Total:	**23,944,421**	**214,642**	**32,312,803**	**15,165,500**	**18,624,170**	**17,209,100**	**16,978,000**	**124,448,636**
303 GRANT FUNDED									
23380	PALM & HIBISCUS ISLAND ENHANCEMENT	480,209	-	-	-	-	-	-	480,209
	Fund Total:	**480,209**	**-**	**-**	**-**	**-**	**-**	**-**	**480,209**
304 CAPITAL RESERVE									
21270	VENETIAN NEIGHBORHOOD -ISLANDS	(320)	-	-	-	-	-	-	(320)
22750	ALTOS DEL MAR PARK	384,823	-	-	-	-	-	-	384,823
23180	BAYSHORE NEIGHBORHOOD BID PACK D	639,000	-	-	-	-	-	-	639,000
23200	FLAMINGO PARK	295,000	-	-	-	-	-	-	295,000
23300	FLAMINGO NEIGHBORHOOD-SOUTH	2,185,327	-	-	-	-	-	-	2,185,327
23360	WEST AVE/BAY RD NEIGHBORHOOD	30,000	-	-	-	-	-	-	30,000
23380	PALM & HIBISCUS ISLAND ENHANCEMENT	3,288,290	-	-	-	-	-	-	3,288,290
23418	POCKET PARK AT 20TH ST. & SUNSET DR	258,000	-	-	-	-	-	-	258,000
25750	WEST AVE BDG OVER COLLINS CANAL	2,224,213	-	-	-	-	-	-	2,224,213
27610	SEAWALL MUSS PARK REHABILITAION	21,423	-	-	-	-	-	-	21,423
28610	RUE VENDOME PUBLIC PLAZA	482,000	-	-	-	-	-	-	482,000
28940	BAYSHORE NEIGHBORHOOD CENTRAL - SOUTH	618,790	-	-	-	-	-	-	618,790
29600	MUSS PARK FACILITY	245,000	-	-	-	-	-	-	245,000
65218	PURDY AVE BOAT RAMP REPAIRS	180,033	-	-	-	-	-	-	180,033
	Fund Total:	**10,851,579**	**-**	**-**	**-**	**-**	**-**	**-**	**10,851,579**
305 SB QUALITY OF LIFE REST.TAX 1%									
20001	ALTON ROAD FOUNTAIN AT 20TH STREET	279,000	-	-	-	-	-	-	279,000
20011	WORLD WAR MEMORIAL	-	62,000	-	-	-	-	-	62,000
20177	OCEAN DR. EXTENDED SIDEWALK PROJECT	164,650	-	-	-	-	-	-	164,650
20187	LUMMUS PARK MUSCLE BEACH UPGRADE	232,000	-	-	-	-	-	-	232,000
20223	LUMMUS PARK PLAYGROUND REPLACEMENT	-	-	750,000	-	-	-	-	750,000
20497	BASS MUSEUM PARK CAFÉ FURNITURE	100,000	(100,000)	100,000	-	-	-	-	100,000
20597	WEST AVENUE PHASE II	67,781	-	-	-	-	-	-	67,781
21119	BAYWALK 10TH TO 12TH STREET	310,000	-	-	-	-	-	-	310,000
21218	5TH STREET FLYOVER LIGHTING	148,779	-	-	-	-	-	-	148,779
22118	ENTERTAINMENT DISTRICT CAMERAS	170,000	-	-	-	-	-	-	170,000
23200	FLAMINGO PARK	2,460,322	-	-	-	-	-	-	2,460,322
25410	BEACHWALK II	500,000	-	-	-	-	-	-	500,000
25750	WEST AVE BDG OVER COLLINS CANAL	334,000	-	-	-	-	-	-	334,000
27360	RESTORATIVE TREEWELL-PH 4-SOUTH BCH	690,000	-	-	-	-	-	-	690,000
27800	STREET LIGHTING IMPROVEMENTS	201,988	-	-	-	-	-	-	201,988

MIAMIBEACH

FY 2021 - 2025 CAPITAL IMPROVEMENT PLAN BY FUNDING SUMMARY
CITY OF MIAMI BEACH

PROJECT	PROJECT NAME	Previous Years	FY 2021	FY 2022	FY 2023	FY 2024	FY 2025	Future	Total
27970	BEACH SHOWER DRAINAGE SYSTEM	200,000	-	-	-	-	-	-	200,000
27990	MAURICE GIBB PARK FLOATING DOCK	373,000	-	-	-	-	-	-	373,000
28550	LIFEGUARD STAND REPLACEMENTS	1,798,800	-	-	-	-	-	-	1,798,800
28560	COLLINS PK LIGHTING SOUND SYSTEM	236,000	-	-	-	-	-	-	236,000
29760	RESTORATIVE TREEWELL-PH 3	683,911	-	-	-	-	-	-	683,911
60022	FLAMINGO PARK NORTH-SOUTH WALKWAY	-	-	-	300,000	-	-	-	300,000
60177	SOUTH BEACH PEDESTRIAN ZONES	300,000	-	-	-	-	-	-	300,000
60420	FIRE STATION 2-A/C REPLACEMENT	-	52,500	-	-	-	-	-	52,500
60720	BEACHWALK TREE WELLS 14-22 STREET	150,000	-	-	-	-	-	-	150,000
61419	BEACHFRONT RESTROOMS-RENOVATIONS	45,000	-	-	-	-	-	-	45,000
61519	BEACH SHOWER DRAINAGE SYSTEM PH II	140,350	-	-	-	-	-	-	140,350
62022	FLAMINGO PARK TENNIS CENTER COURTS	-	-	125,000	-	-	-	-	125,000
62117	FIRE STATION #2 TRAINING TOWER	-	160,800	-	-	-	-	-	160,800
62119	BASS MUSEUM - ROOF REPLACEMENT	397,000	-	-	-	-	-	-	397,000
62121	BOTANICAL GARDENS RESTROOMS	-	50,500	-	-	-	-	-	50,500
62217	10TH ST AUDITORIUM COATING OF ROOF	-	65,650	-	-	-	-	-	65,650
62319	BOTANICAL GARDENS - ROOF REPAIRS	50,000	-	-	-	-	-	-	50,000
62419	BASS MUSEUM - FREIGHT ELEVATOR	100,000	-	-	-	-	-	-	100,000
62519	BEACHWALK DRAINAGE-S.POINTE - 23 ST	220,000	-	-	-	-	-	-	220,000
63080	BEACH RESTROOMS PAINT AND CONCRETE	15,275	-	-	-	-	-	-	15,275
64221	BASS MUSEUM WINDOW REPLACEMENT	-	67,355	-	-	-	-	-	67,355
64321	BASS MUSEUM CONDENSER WATER PUMPS	-	45,450	-	-	-	-	-	45,450
64421	MBPD CUBAN MONUMENT RESTORATION	-	35,350	-	-	-	-	-	35,350
64521	10TH ST AUDITORIUM HEAT PUMP RENEWAL	-	191,900	-	-	-	-	-	191,900
64621	CITYWIDE PARK LANDSCAPING IMPROVEMENT	-	200,000	200,000	200,000	200,000	200,000	200,000	1,200,000
64918	SMART LIGHTING MASTER PLAN	664,012	-	200,000	200,000	200,000	200,000	-	1,464,012
65220	MIAMI CITY BALLET STUDIO FLOORING	140,000	-	-	-	-	-	-	140,000
65721	MXE LAND USE/MOBILITY/ECONOMIC DEVELOPMENT STUDY	-	190,000	-	-	-	-	-	190,000
66022	SOUTH POINTE PARK SPLASH PAD	-	-	-	249,000	-	-	-	249,000
66420	DADE BOULEVARD PEDESTRIAN PATHWAY	225,000	-	-	-	-	-	-	225,000
66520	SOUTH BEACH ROW LANDSCAPE	280,000	-	200,000	100,000	100,000	-	-	680,000
66620	FILLMORE - SITE LIGHTING PHASE II	-	50,000	-	-	-	-	-	50,000
66920	S. POINTE PK-FISHING PIER RAILING REPLACEMENT	-	-	496,000	-	-	-	-	496,000
67120	SOUNDSCAPE PARK IMPROVEMENTS	28,000	-	-	-	-	-	-	28,000
67360	BASS MUSEUM EMERGENCY GENERATOR	150,000	-	-	-	-	-	-	150,000
68820	BEACH RESTROOMS EXHAUST SYSTEMS	19,000	-	-	-	-	-	-	19,000

MIAMIBEACH

FY 2021 - 2025 CAPITAL IMPROVEMENT PLAN BY FUNDING SUMMARY
CITY OF MIAMI BEACH

PROJECT	PROJECT NAME	Previous Years	FY 2021	FY 2022	FY 2023	FY 2024	FY 2025	Future	Total
69020	SUPER BOWL ENHANCEMENTS LUMMUS PK	250,000	-	-	-	-	-	-	250,000
69620	S. BOWL SIGNAGE/ PAINTING/ LIGHTING	150,000	-	-	-	-	-	-	150,000
	Fund Total:	**12,273,868**	**1,071,505**	**2,071,000**	**1,049,000**	**500,000**	**400,000**	**200,000**	**17,565,373**
306 MB QUALITY OF LIFE RESO.TX 1%									
20108	MB GOLF COURSE PRACTICE TEE RENOVATION	124,000	-	-	-	-	-	-	124,000
20110	28TH STREET OBELISK STABILIZATION	250,000	-	-	-	-	-	-	250,000
20123	INDIAN BCH PK PLAYGROUND EXPANSION	168,090	623,910	-	-	-	-	-	792,000
20321	BEACHVIEW PK PLAYGROUND REPLACEMENT	-	-	-	-	505,000	-	-	505,000
20330	MIDDLE BEACH REC CORRIDOR PH II	2,925,000	-	-	-	-	-	-	2,925,000
20521	JULIA TURLE ENTRANCE SIGN	-	-	275,000	-	-	-	-	275,000
20820	MB GOLF COURSE STORAGE TANK	188,000	-	-	-	-	-	-	188,000
21019	SHORT-TERM 41ST ST RECOMMENDATIONS	100,000	-	-	-	-	-	-	100,000
21120	MIAMI BEACH GOLF CLUBHOUSE ROOF	257,000	-	-	-	-	-	-	257,000
21420	MB GOLF COURSE IRRIGATION PUMP	100,000	-	-	-	-	-	-	100,000
21620	SECURITY CAMERAS ON BEACHWALK 23-46	903,000	-	-	-	-	-	-	903,000
23418	POCKET PARK AT 20TH ST. & SUNSET DR	75,000	-	-	-	-	-	-	75,000
26270	COMMUNITY PARK (PAR 3) RENOVATIONS	490,000	-	-	-	-	-	-	490,000
27800	STREET LIGHTING IMPROVEMENTS	493,600	-	-	-	-	-	-	493,600
27970	BEACH SHOWER DRAINAGE SYSTEM	89,000	-	-	-	-	-	-	89,000
28070	MIDDLE BEACH REC. CORRIDOR PH III	2,675,000	-	-	-	-	-	-	2,675,000
28550	LIFEGUARD STAND REPLACEMENTS	540,000	-	-	-	-	-	-	540,000
28850	MAURICE GIBB PARK REDESIGN	1,973,482	-	-	-	-	-	-	1,973,482
29600	MUSS PARK FACILITY	2,450,000	-	-	-	-	-	-	2,450,000
29810	ALLEYWAY RESTORATION PH III	60,000	-	-	-	-	-	-	60,000
60121	BEACHVIEW FITNESS COURSE REPLACEMENT	-	-	-	88,000	-	-	-	88,000
60367	INDIAN BEACH PLAYGROUND REPLACEMENT	229,000	-	-	-	-	-	-	229,000
60824	MB GOLF CLUB HOUSE CARPET REPLACEMENT	-	-	-	-	42,000	-	-	42,000
61419	BEACHFRONT RESTROOMS-RENOVATIONS	26,000	-	-	-	-	-	-	26,000
61519	BEACH SHOWER DRAINAGE SYSTEM PH II	105,000	-	-	-	-	-	-	105,000
61719	41ST STREET BRIDGES REPAIR	480,000	-	-	-	-	-	-	480,000
61819	BEACHWALK DRAINAGE - 24 ST TO 46 ST	100,000	-	-	-	-	-	-	100,000
61822	MB GOLF CLUB DRIVING RANGE NETTING	-	-	113,000	-	-	-	-	113,000
61919	41ST STREET FOUNTAIN RESTORATION	82,000	-	-	-	-	-	-	82,000
61922	MB GOLF CLUB HOUSE PAINTING	-	-	70,000	-	-	-	-	70,000
62019	MIDDLE BEACH ROW LANDSCAPE	82,000	-	100,000	50,000	50,000	-	-	282,000
62023	MB GOLF CLUB KITCHEN FLOOR REPLACEMENT	-	-	-	38,000	-	-	-	38,000
63622	MB GOLF CLUB REEL GRINDERS REPLACEM	-	-	71,000	-	-	-	-	71,000

MIAMIBEACH

FY 2021 - 2025 CAPITAL IMPROVEMENT PLAN BY FUNDING SUMMARY
CITY OF MIAMI BEACH

PROJECT	PROJECT NAME	Previous Years	FY 2021	FY 2022	FY 2023	FY 2024	FY 2025	Future	Total
64119	INDIAN CREEK LANDSCAPE & IRRIGATION	363,500	-	-	-	-	-	-	363,500
64121	FIRE STATION #3 40 YEAR RECERTIFICATION	-	48,700	-	-	-	-	-	48,700
64918	SMART LIGHTING MASTER PLAN	200,000	-	200,000	200,000	200,000	200,000	-	1,000,000
65218	PURDY AVE BOAT RAMP REPAIRS	200,000	-	-	-	-	-	-	200,000
66320	MB GOLF CLUB DRIVING RANGE LIGHTING	-	-	114,000	-	-	-	-	114,000
68820	BEACH RESTROOMS EXHAUST SYSTEMS	9,000	-	-	-	-	-	-	9,000
	Fund Total:	**15,737,672**	**672,610**	**943,000**	**376,000**	**797,000**	**200,000**	**-**	**18,726,282**
307 NB QUAL OF LIFE RESORT TAX 1%									
20023	ALLISON PARK PLAYGROUND REPLACEMENT	-	-	-	-	-	795,000	-	795,000
20141	7300 DICKENS AVE L/SCAPE-IRRIGATION	-	-	37,000	-	-	-	-	37,000
20421	NORTH SHORE BANDSHELL REAR CANOPY	-	-	310,000	-	-	-	-	310,000
20627	NORTH SHORE BANDSHELL CANOPY	668,000	-	-	-	-	-	-	668,000
20920	NORTH SHORE BANDSHELL REAR SEATING	188,000	-	-	-	-	-	-	188,000
22150	72 ST. COMMUNITY COMPLEX	346,000	-	-	-	-	-	-	346,000
22218	NORTH BEACH YARD	553,467	(494,204)	-	-	-	-	-	59,263
22750	ALTOS DEL MAR PARK	1,350,000	-	-	-	-	-	-	1,350,000
25380	BAND SHELL MASTER PLAN	1,133,372	-	-	-	-	-	-	1,133,372
26500	KAYAK LAUNCH DOCKS	713,080	-	-	-	-	-	-	713,080
27800	STREET LIGHTING IMPROVEMENTS	629,717	(629,000)	629,000	-	-	-	-	629,717
27950	NORTH BEACH OCEANSIDE PARK	200,000	3,475,000	-	-	-	-	-	3,675,000
27970	BEACH SHOWER DRAINAGE SYSTEM	137,000	-	-	-	-	-	-	137,000
28550	LIFEGUARD STAND REPLACEMENTS	540,000	-	-	-	-	-	-	540,000
28600	NSPYC EXTERIOR CAFE AND RESTROOMS	1,001,000	-	-	-	-	-	-	1,001,000
28610	RUE VENDOME PUBLIC PLAZA	1,794,000	-	-	-	-	-	-	1,794,000
28630	BONITA DRIVE STREET END IMPROVEMENT	135,000	-	-	-	-	-	-	135,000
28640	NORTH BEACH STREETSCAPE PILOT PROJ	330,000	(330,000)	330,000	-	-	-	-	330,000
29550	CMB SKATEPARK	150,280	-	-	-	-	-	-	150,280
29620	ALLISON PARK REDESIGN	1,432,000	-	-	-	-	-	-	1,432,000
29810	ALLEYWAY RESTORATION PH III	60,000	-	-	-	-	-	-	60,000
60237	COLLINS / HARDING ALLEY RESTORATION	100,000	-	-	-	-	-	-	100,000
60921	N. SHORES GOLF CLUB-CLUBHOUSE ROOF	-	-	200,000	-	-	-	-	200,000
61219	N. SHORE TENNIS FACILITY FENCE	47,000	-	-	-	-	-	-	47,000
61319	N. SHORE BANDSHELL PLUMBING REPAIRS	30,000	-	-	-	-	-	-	30,000
61419	BEACHFRONT RESTROOMS-RENOVATIONS	87,000	-	-	-	-	-	-	87,000
61519	BEACH SHOWER DRAINAGE SYSTEM PH II	125,000	-	-	-	-	-	-	125,000
61619	NORTH BEACH ROW LANDSCAPING	157,000	-	200,000	100,000	100,000	-	-	557,000
63318	NORMANDY ISLE PARK POOL RENOVATIONS	375,000	(358,000)	358,000	-	-	-	-	375,000

MIAMIBEACH

FY 2021 - 2025 CAPITAL IMPROVEMENT PLAN BY FUNDING SUMMARY
CITY OF MIAMI BEACH

PROJECT	PROJECT NAME	Previous Years	FY 2021	FY 2022	FY 2023	FY 2024	FY 2025	Future	Total
63522	NORTH SHORE BANDSHELL SIGNAGE REPLA	-	-	96,180	-	-	-	-	96,180
64160	PAINTING & LIGHTING OF BRIDGES	1,585,000	-	910,000	-	-	-	-	2,495,000
64190	ENTRANCE SIGNS TO NORTH BEACH	749,000	(691,000)	691,000	-	-	-	-	749,000
64918	SMART LIGHTING MASTER PLAN	396,883	-	200,000	200,000	200,000	200,000	-	1,196,883
65620	NORTH BEACH OCEANSIDE PK SECURITY	225,000	(225,000)	-	-	-	-	-	-
67140	81ST ST PEDESTRIAN BRIDG	180,000	-	-	-	-	-	-	180,000
68820	BEACH RESTROOMS EXHAUST SYSTEMS	7,000	-	-	-	-	-	-	7,000
	Fund Total:	**15,424,799**	**747,796**	**3,961,180**	**300,000**	**300,000**	**995,000**	**-**	**21,728,775**
308 RESORT TAX REV. BONDS 2015									
28160	CONVENTION CENTER RENOVATION	216,632,193	-	-	-	-	-	-	216,632,193
	Fund Total:	**216,632,193**	**-**	**-**	**-**	**-**	**-**	**-**	**216,632,193**
309 RDA SERIES 2015A									
24550	BASS MUSEUM SPACE EXPANSION	3,750,000	-	-	-	-	-	-	3,750,000
28160	CONVENTION CENTER RENOVATION	268,602,420	-	-	-	-	-	-	268,602,420
28170	CONVENTION CENTER PARK	7,750,000	-	-	-	-	-	-	7,750,000
28180	CONVENTION CENTER - CARL FISHER	3,647,580	-	-	-	-	-	-	3,647,580
29310	CONVENTION CENTER LINCOLN RD CONNECTOR	10,000,000	-	-	-	-	-	-	10,000,000
29320	17TH STREET NORTH IMPROVEMENTS	2,000,000	-	-	-	-	-	-	2,000,000
	Fund Total:	**295,750,000**	**-**	**-**	**-**	**-**	**-**	**-**	**295,750,000**
320 GENERAL CAPITAL -MDC ILA									
20597	WEST AVENUE PHASE II	7,390,575	-	-	-	-	-	-	7,390,575
21220	INDIAN CREEK STREET DRAINAGE IMPROVEMENTS	352,755	-	-	-	-	-	-	352,755
23000	SUNSET HARBOUR PUMPSTATION UPGRADES	989,081	-	-	-	-	-	-	989,081
	Fund Total:	**8,732,411**	**-**	**-**	**-**	**-**	**-**	**-**	**8,732,411**
350 PALM ISLAND UNDERGROUND UTILIT									
23380	PALM & HIBISCUS ISLAND ENHANCEMENT	1,337,096	-	-	-	-	-	-	1,337,096
	Fund Total:	**1,337,096**	**-**	**-**	**-**	**-**	**-**	**-**	**1,337,096**
351 REALLOC. FUNDS-OTHER CAP. PROJ									
20297	EXPANSION OF CITY WIDE SURVEILLANCE	180,000	-	-	-	-	-	-	180,000
25750	WEST AVE BDG OVER COLLINS CANAL	59,952	-	-	-	-	-	-	59,952
	Fund Total:	**239,952**	**-**	**-**	**-**	**-**	**-**	**-**	**239,952**
365 CITY CENTER RDA CAP FUND									
23270	CITY CENTER COMMERCIAL DISTRICT BPB	13,539,610	-	-	-	-	-	-	13,539,610
23300	FLAMINGO NEIGHBORHOOD-SOUTH	18,932	-	-	-	-	-	-	18,932
23360	WEST AVE/BAY RD NEIGHBORHOOD	750,000	-	-	-	-	-	-	750,000
24550	BASS MUSEUM SPACE EXPANSION	3,750,000	-	-	-	-	-	-	3,750,000
25650	CITYWIDE CURB RAMP INSTALLATION	1,500	-	-	-	-	-	-	1,500

MIAMIBEACH

FY 2021 - 2025 CAPITAL IMPROVEMENT PLAN BY FUNDING SUMMARY
CITY OF MIAMI BEACH

PROJECT	PROJECT NAME	Previous Years	FY 2021	FY 2022	FY 2023	FY 2024	FY 2025	Future	Total
25980	BASS MUSEUM GENERATOR	117,816	-	-	-	-	-	-	117,816
26010	BASS MUSEUM HYDRAULIC ELEVATOR	66,127	-	-	-	-	-	-	66,127
27070	BEACHWALK LIGHTING RETRO	665,625	-	-	-	-	-	-	665,625
27600	SEAWALL-BOTANICAL GARDEN	1,208,662	-	-	-	-	-	-	1,208,662
27650	ALUMINUM STREETLIGHTING POLE REPLAC	168,060	-	-	-	-	-	-	168,060
27780	MIAMI CITY BALLET WINDOWS	126,799	-	-	-	-	-	-	126,799
28010	COLLINS PARK PARKING GARAGE	25,521,271	-	-	-	-	-	-	25,521,271
28160	CONVENTION CENTER RENOVATION	6,914,221	-	-	-	-	-	-	6,914,221
28180	CONVENTION CENTER - CARL FISHER	265,320	-	-	-	-	-	-	265,320
29300	LINCOLN RD LENOX-COLLINS W/SIDE STR	20,000,000	-	-	-	-	-	-	20,000,000
29500	COLLINS CANAL ENHANCEMENT PROJECT	2,999,999	-	-	-	-	-	-	2,999,999
29530	COLLINS PARK ANCILLARY IMPROVEMENTS	4,000,000	-	-	-	-	-	-	4,000,000
29880	LINCOLN RD MALL ADA PEDESTRIAN	87,500	-	-	-	-	-	-	87,500
65118	BASS MUSEUM - FIRE PUMP REPLACEMENT	72,000	-	-	-	-	-	-	72,000
	Fund Total:	**80,273,442**	**-**	**-**	**-**	**-**	**-**	**-**	**80,273,442**
366 PARKS AND REC. BEAUTIF. FUNDS									
20577	BELLE ISLE PARK PLAYGROUND	230,000	-	-	-	-	-	-	230,000
21270	VENETIAN NEIGHBORHOOD -ISLANDS	23,355	-	-	-	-	-	-	23,355
23000	SUNSET HARBOUR PUMPSTATION UPGRADES	440,800	-	-	-	-	-	-	440,800
23418	POCKET PARK AT 20TH ST. & SUNSET DR	155,658	-	-	-	-	-	-	155,658
28850	MAURICE GIBB PARK REDESIGN	626,542	-	-	-	-	-	-	626,542
61920	MAURICE GIBB SOIL REMEDIATION	196,000	-	-	-	-	-	-	196,000
67420	FLAMINGO PARK POOL PLAYGROUND	65,383	-	-	-	-	-	-	65,383
	Fund Total:	**1,737,738**	**-**	**-**	**-**	**-**	**-**	**-**	**1,737,738**
370 RCP -1996 15M GO BOND									
20577	BELLE ISLE PARK PLAYGROUND	5,566	-	-	-	-	-	-	5,566
22750	ALTOS DEL MAR PARK	315,849	-	-	-	-	-	-	315,849
23200	FLAMINGO PARK	336,423	-	-	-	-	-	-	336,423
67420	FLAMINGO PARK POOL PLAYGROUND	104,175	-	-	-	-	-	-	104,175
	Fund Total:	**762,013**	**-**	**-**	**-**	**-**	**-**	**-**	**762,013**
373 99 GO BONDS-NEIGHBORHOOD IMPRO									
22050	BAYSHORE NEIGHBORHOOD BID PACK A	(200)	-	-	-	-	-	-	(200)
23180	BAYSHORE NEIGHBORHOOD BID PACK D	3,828	-	-	-	-	-	-	3,828
23220	NORTH SHORE NEIGHBORHOOD IMPROVEMENTS	427,541	-	-	-	-	-	-	427,541
23240	LA GORCE NEIGHBORHOOD IMPROVEMENTS	64,203	-	-	-	-	-	-	64,203

MIAMIBEACH

FY 2021 - 2025 CAPITAL IMPROVEMENT PLAN BY FUNDING SUMMARY
CITY OF MIAMI BEACH

PROJECT	PROJECT NAME	Previous Years	FY 2021	FY 2022	FY 2023	FY 2024	FY 2025	Future	Total
23300	FLAMINGO NEIGHBORHOOD-SOUTH	164,785	-	-	-	-	-	-	164,785
23360	WEST AVE/BAY RD NEIGHBORHOOD	197,991	-	-	-	-	-	-	197,991
	Fund Total:	**858,148**	**-**	**-**	**-**	**-**	**-**	**-**	**858,148**
374 GULF BREEZE									
23200	FLAMINGO PARK	137,080	-	-	-	-	-	-	137,080
	Fund Total:	**137,080**	**-**	**-**	**-**	**-**	**-**	**-**	**137,080**
376 99 GO BONDS - NEIGHBORHOOD IMP									
21270	VENETIAN NEIGHBORHOOD -ISLANDS	2,930,534	-	-	-	-	-	-	2,930,534
22050	BAYSHORE NEIGHBORHOOD BID PACK A	417,634	-	-	-	-	-	-	417,634
23220	NORTH SHORE NEIGHBORHOOD IMPROVEMENTS	245,045	-	-	-	-	-	-	245,045
23240	LA GORCE NEIGHBORHOOD IMPROVEMENTS	61	-	-	-	-	-	-	61
23360	WEST AVE/BAY RD NEIGHBORHOOD	13,527	-	-	-	-	-	-	13,527
23380	PALM & HIBISCUS ISLAND ENHANCEMENT	47,808	-	-	-	-	-	-	47,808
	Fund Total:	**3,654,609**	**-**	**-**	**-**	**-**	**-**	**-**	**3,654,609**
377 99 GO BONDS - PARKS & BEACHES									
22750	ALTOS DEL MAR PARK	109,643	-	-	-	-	-	-	109,643
23200	FLAMINGO PARK	203,400	-	-	-	-	-	-	203,400
	Fund Total:	**313,043**	**-**	**-**	**-**	**-**	**-**	**-**	**313,043**
379 SOUTH POINTE RDA									
20587	1ST STREET-ALTON RD TO WASHINGTON	4,669,616	-	-	-	-	-	-	4,669,616
23018	SOUTH POINTE PARK LIGHTING	585,000	-	-	-	-	-	-	585,000
23300	FLAMINGO NEIGHBORHOOD-SOUTH	261,194	-	-	-	-	-	-	261,194
25410	BEACHWALK II	2,800,819	-	-	-	-	-	-	2,800,819
27370	54IN DIAMETER REDUNDANT SEWER FORCE	990,000	-	-	-	-	-	-	990,000
29430	SOUTH POINTE PARK REMEDIATION	100,000	-	-	-	-	-	-	100,000
60177	SOUTH BEACH PEDESTRIAN ZONES	650,000	-	-	-	-	-	-	650,000
61117	RESTORATIVE TREE WELL TREATMENT	145,000	-	-	-	-	-	-	145,000
	Fund Total:	**10,201,629**	**-**	**-**	**-**	**-**	**-**	**-**	**10,201,629**
382 2003 G.O. BONDS-FIRE SAFETY									
60057	FIRE STATION 3 EMERGENCY GENERATOR	100,000	-	-	-	-	-	-	100,000
60077	FIRE STATION 2 ALARM SYSTEM	89,000	-	-	-	-	-	-	89,000
67220	FIRE STATION 3 EMERGENCY GENERATOR	66,045	-	-	-	-	-	-	66,045
	Fund Total:	**255,045**	**-**	**-**	**-**	**-**	**-**	**-**	**255,045**
383 2003 GO BONDS-PARKS & BEACHES									
20190	NORMANDY SHORES PK FITNESS CIRCUIT	111,884	-	-	-	-	-	-	111,884
20237	FAIRWAY PARK IMPROVEMENTS	116	-	-	-	-	-	-	116
20577	BELLE ISLE PARK PLAYGROUND	46,349	-	-	-	-	-	-	46,349

MIAMIBEACH

FY 2021 - 2025 CAPITAL IMPROVEMENT PLAN BY FUNDING SUMMARY
CITY OF MIAMI BEACH

PROJECT	PROJECT NAME	Previous Years	FY 2021	FY 2022	FY 2023	FY 2024	FY 2025	Future	Total
22750	ALTOS DEL MAR PARK	2,790,357	-	-	-	-	-	-	2,790,357
23200	FLAMINGO PARK	4,648,453	-	-	-	-	-	-	4,648,453
23418	POCKET PARK AT 20TH ST. & SUNSET DR	521,342	-	-	-	-	-	-	521,342
24790	PARK VIEW ISLAND	395,676	-	-	-	-	-	-	395,676
67420	FLAMINGO PARK POOL PLAYGROUND	76,026	-	-	-	-	-	-	76,026
	Fund Total:	**8,590,203**	**-**	**-**	**-**	**-**	**-**	**-**	**8,590,203**
384 2003 GO BONDS - NEIGHBORHOODS									
20327	2 WAY CONVERSION 42ND ST. SHERIDAN	510,000	-	-	-	-	-	-	510,000
20597	WEST AVENUE PHASE II	2,420,736	589,947	-	-	-	-	-	3,010,683
20607	11TH STREET-FLAMINGO NEIGHBORHOOD	1,511,349	-	-	-	-	-	-	1,511,349
21270	VENETIAN NEIGHBORHOOD -ISLANDS	3,669,649	-	-	-	-	-	-	3,669,649
22050	BAYSHORE NEIGHBORHOOD BID PACK A	3,106,901	-	-	-	-	-	-	3,106,901
23180	BAYSHORE NEIGHBORHOOD BID PACK D	300,344	-	-	-	-	-	-	300,344
23220	NORTH SHORE NEIGHBORHOOD IMPROVEMENTS	668,191	-	-	-	-	-	-	668,191
23240	LA GORCE NEIGHBORHOOD IMPROVEMENTS	372,930	-	-	-	-	-	-	372,930
23300	FLAMINGO NEIGHBORHOOD-SOUTH	56,353	-	-	-	-	-	-	56,353
23360	WEST AVE/BAY RD NEIGHBORHOOD	3,878,208	-	-	-	-	-	-	3,878,208
23380	PALM & HIBISCUS ISLAND ENHANCEMENT	567,822	-	-	-	-	-	-	567,822
25750	WEST AVE BDG OVER COLLINS CANAL	65,738	-	-	-	-	-	-	65,738
28940	BAYSHORE NEIGHBORHOOD CENTRAL - SOUTH	4,170,522	-	-	-	-	-	-	4,170,522
29500	COLLINS CANAL ENHANCEMENT PROJECT	1,428,192	-	-	-	-	-	-	1,428,192
60257	BAY DRIVE NEIGHBORHOOD GREENWAY	100,000	-	-	-	-	-	-	100,000
	Fund Total:	**22,826,935**	**589,947**	**-**	**-**	**-**	**-**	**-**	**23,416,882**
388 MDC CDT INTERLOCAL-CDT/RTX									
20330	MIDDLE BEACH REC CORRIDOR PH II	8,795,517	-	-	-	-	-	-	8,795,517
20597	WEST AVENUE PHASE II	501,093	-	-	-	-	-	-	501,093
23200	FLAMINGO PARK	5,562,273	-	-	-	-	-	-	5,562,273
25410	BEACHWALK II	799,400	-	-	-	-	-	-	799,400
26270	COMMUNITY PARK (PAR 3) RENOVATIONS	4,558,090	-	-	-	-	-	-	4,558,090
29130	SOUTH POINTE MISCELANEOUS IMPR.	338,041	-	-	-	-	-	-	338,041
29430	SOUTH POINTE PARK REMEDIATION	800,000	-	-	-	-	-	-	800,000
66718	BEACH STORAGE AREA ENCLOSURE	170,000	-	-	-	-	-	-	170,000
	Fund Total:	**21,524,414**	**-**	**-**	**-**	**-**	**-**	**-**	**21,524,414**
389 SOUTH POINTE CAPITAL									
20587	1ST STREET-ALTON RD TO WASHINGTON	4,741,799	-	-	-	-	-	-	4,741,799
20607	11TH STREET-FLAMINGO NEIGHBORHOOD	552,777	-	-	-	-	-	-	552,777
21220	INDIAN CREEK STREET DRAINAGE IMPROVEMENTS	2,500,368	-	-	-	-	-	-	2,500,368

MIAMIBEACH

FY 2021 - 2025 CAPITAL IMPROVEMENT PLAN BY FUNDING SUMMARY
CITY OF MIAMI BEACH

PROJECT	PROJECT NAME	Previous Years	FY 2021	FY 2022	FY 2023	FY 2024	FY 2025	Future	Total
23000	SUNSET HARBOUR PUMPSTATION UPGRADES	551,300	-	-	-	-	-	-	551,300
23270	CITY CENTER COMMERCIAL DISTRICT BPB	3,381,241	-	-	-	-	-	-	3,381,241
23360	WEST AVE/BAY RD NEIGHBORHOOD	4,900,000	-	-	-	-	-	-	4,900,000
23618	LENOX COURT & JEFFERSON AVE SEAWALL	300,000	-	-	-	-	-	-	300,000
25410	BEACHWALK II	133,214	-	-	-	-	-	-	133,214
25650	CITYWIDE CURB RAMP INSTALLATION	10,500	-	-	-	-	-	-	10,500
26340	PENRODS AT 1 OCEAN DR. PARKING LOT	2,798,310	-	-	-	-	-	-	2,798,310
27370	54IN DIAMETER REDUNDANT SEWER FORCE	6,600,000	-	-	-	-	-	-	6,600,000
27540	SOUTH POINTE PARK IMPROVEMENTS	184,000	-	-	-	-	-	-	184,000
28550	LIFEGUARD STAND REPLACEMENTS	300,000	-	-	-	-	-	-	300,000
28740	SEAWALL - HOLOCAUST MEMORIAL	100,000	-	-	-	-	-	-	100,000
28780	SEAWALL DADE BLVD - WASHINGTON AVE	1,625,000	-	-	-	-	-	-	1,625,000
28790	CONVENTION CENTER DR TO WASHINGTON	1,800,000	-	-	-	-	-	-	1,800,000
28820	INDIAN BEACH PARK SEAWALL	715,000	-	-	-	-	-	-	715,000
29130	SOUTH POINTE MISCELANEOUS IMPR.	61,959	-	-	-	-	-	-	61,959
29430	SOUTH POINTE PARK REMEDIATION	8,026,881	-	-	-	-	-	-	8,026,881
29560	BRITTANY BAY PARK SEAWALL	1,109,000	-	-	-	-	-	-	1,109,000
61117	RESTORATIVE TREE WELL TREATMENT	147,000	-	-	-	-	-	-	147,000
65219	SOUTH POINTE PARK HVAC REPLACEMENT	50,000	-	-	-	-	-	-	50,000
66618	SOUTH POINTE PK-FIRE ALARM RENEWAL	35,000	-	-	-	-	-	-	35,000
	Fund Total:	**40,623,349**	**-**	**-**	**-**	**-**	**-**	**-**	**40,623,349**
390 MIAMI-DADE COUNTY BOND									
23200	FLAMINGO PARK	3,099,000	-	-	-	-	-	-	3,099,000
25380	BAND SHELL MASTER PLAN	1,500,000	-	-	-	-	-	-	1,500,000
	Fund Total:	**4,599,000**	**-**	**-**	**-**	**-**	**-**	**-**	**4,599,000**
391 2019 GO BONDS – PARKS									
25019	GO#1: 72 ST. COMMUNITY COMPLEX	10,800,000	-	-	-	-	-	-	10,800,000
25119	GO#2: COLLINS PARK	640,000	-	-	-	-	-	-	640,000
25219	GO#3: CRESPI PARK	211,000	-	-	-	-	-	-	211,000
25319	GO#4: FAIRWAY PARK	260,000	-	-	-	-	-	-	260,000
25419	GO#5: FLAMINGO PARK & YOUTH CENTER	15,400,000	-	-	-	-	-	-	15,400,000
25719	GO#8: LUMMUS PARK	4,737,000	-	-	-	-	-	-	4,737,000
25819	GO#9: MARJORY STONEMAN DOUGLAS PARK	682,000	-	-	-	-	-	-	682,000
25919	GO#10: MAURICE GIBB PARK	3,300,000	-	-	-	-	-	-	3,300,000
26119	GO#12: NOBE OCEANSIDE PARK BEACHWLK	2,000,000	-	-	-	-	-	-	2,000,000
26219	GO#13: N.SHORE PARK & YOUTH CENTER	4,930,000	-	-	-	-	-	-	4,930,000
26319	GO#15: PAR 3 / BAYSHORE PARK	15,700,000	-	-	-	-	-	-	15,700,000

MIAMIBEACH

FY 2021 - 2025 CAPITAL IMPROVEMENT PLAN BY FUNDING SUMMARY
CITY OF MIAMI BEACH

PROJECT	PROJECT NAME	Previous Years	FY 2021	FY 2022	FY 2023	FY 2024	FY 2025	Future	Total
26419	GO#17: POLO PARK	500,000	-	-	-	-	-	-	500,000
26519	GO#18: SCOTT RAKOW YOUTH CENTER	4,448,000	-	-	-	-	-	-	4,448,000
26619	GO#19: SOUNDSCAPE PARK	4,500,000	-	-	-	-	-	-	4,500,000
26719	GO#23: BAYWLK PEDESTRIAN BRIDGE	10,000,000	-	-	-	-	-	-	10,000,000
26819	GO#24: MIDDLE BEACH BEACHWALK PH3	4,500,000	-	-	-	-	-	-	4,500,000
27119	GO#29: WEST LOTS	1,000,000	-	-	-	-	-	-	1,000,000
28919	GO#26: ROOFS FOR CULTURAL FACILITIES	2,980,000	-	-	-	-	-	-	2,980,000
67819	GO#21: STILLWATER PARK	145,000	-	-	-	-	-	-	145,000
	Fund Total:	**86,733,000**	**-**	**-**	**-**	**-**	**-**	**-**	**86,733,000**
392 2019 GO BONDS - PUBLIC SAFETY									
22819	GO#57: CAMERAS- ENTERTAINMENT DISTRICT	1,490,000	-	-	-	-	-	-	1,490,000
23119	GO#49: PUBLIC SAFETY RADIO SYSTEM	9,700,000	-	-	-	-	-	-	9,700,000
28319	GO#45: FIRE STATION #1	7,000,000	-	-	-	-	-	-	7,000,000
28519	GO#47: LICENSE PLATE READERS	1,950,000	-	-	-	-	-	-	1,950,000
28719	GO#53: SECURITY FOR PUBLIC SPACES	2,000,000	-	-	-	-	-	-	2,000,000
28819	GO#54: MARINE PATROL FACILITY	2,700,000	-	-	-	-	-	-	2,700,000
68519	GO#48: POLICE HQ FACILITY	4,000,000	-	-	-	-	-	-	4,000,000
68819	GO#50: CAMERAS- BUSINESS DISTRICT	825,000	-	-	-	-	-	-	825,000
68919	GO#52: LED LIGHTING IN PARKS	1,041,000	-	-	-	-	-	-	1,041,000
69019	GO#55: STREET LIGHTING IMPROVEMENTS	5,000,000	-	-	-	-	-	-	5,000,000
69119	GO#56: CAMERAS- BEACHWALK	700,000	-	-	-	-	-	-	700,000
	Fund Total:	**36,406,000**	**-**	**-**	**-**	**-**	**-**	**-**	**36,406,000**
393 2019 GO BONDS- NEIGHBORHOODS									
24619	GO#37: SIDEWALK IMPROVEMENTS	3,500,000	-	-	-	-	-	-	3,500,000
27419	GO#32: PALM & HIBISCUS LANDSCAPING	1,000,000	-	-	-	-	-	-	1,000,000
27819	GO#38: STREET PAVEMENT	7,500,000	-	-	-	-	-	-	7,500,000
27919	GO#39: SEAWALLS & SHORELINES	8,000,000	-	-	-	-	-	-	8,000,000
28019	GO#40: 41 ST. CORRIDOR	1,500,000	-	-	-	-	-	-	1,500,000
68219	GO#33: STREET TREE MASTER PLAN	2,500,000	-	-	-	-	-	-	2,500,000
68419	GO#42: TRAFFIC CALMING	1,500,000	-	-	-	-	-	-	1,500,000
68619	GO#43: BIKE LANES & SHARED USE PATH	2,500,000	-	-	-	-	-	-	2,500,000
	Fund Total:	**28,000,000**	**-**	**-**	**-**	**-**	**-**	**-**	**28,000,000**
410 BUILDING CAPITAL FUND									
26990	SECOND FL. RENOVATION-BUILDING DEPT	1,240,000	-	-	-	-	-	-	1,240,000
	Fund Total:	**1,240,000**	**-**	**-**	**-**	**-**	**-**	**-**	**1,240,000**

MIAMIBEACH

FY 2021 - 2025 CAPITAL IMPROVEMENT PLAN BY FUNDING SUMMARY
CITY OF MIAMI BEACH

PROJECT	PROJECT NAME	Previous Years	FY 2021	FY 2022	FY 2023	FY 2024	FY 2025	Future	Total
418 W&S CAP PROJ FNDED BY OPER FDS									
20527	FDOT UTILITES RELOCATION	-	221,175	-	-	-	-	-	221,175
20607	11TH STREET-FLAMINGO NEIGHBORHOOD	40,468	-	-	-	-	-	-	40,468
23000	SUNSET HARBOUR PUMPSTATION UPGRADES	1,013,016	-	-	-	-	-	-	1,013,016
23360	WEST AVE/BAY RD NEIGHBORHOOD	376,706	-	-	-	-	-	-	376,706
27370	54IN DIAMETER REDUNDANT SEWER FORCE	2,370,395	-	-	-	-	-	-	2,370,395
28120	WATER PUMP STATIONS IMPROVEMENTS	1,000,000	-	-	-	-	-	-	1,000,000
28220	WASTEWATER MANHOLE REHABILITATION	1,500,000	1,545,000	1,591,350	-	-	-	-	4,636,350
28320	SEWER PUMP STATION ODOR CONTROL	850,600	-	-	-	-	-	-	850,600
28420	SWR PUMP STATION # 18 IMPROVEMENTS	700,000	700,000	-	-	-	-	-	1,400,000
28520	WATER & WASTEWATER MAINS AND REHAB	-	140,889	-	-	-	-	-	140,889
60319	WATER METER REPLACEMENT PROGRAM	9,104,893	-	-	-	-	-	-	9,104,893
60419	DERM & EPA CONSENT DECREE	900,000	500,000	500,000	500,000	500,000	-	-	2,900,000
63918	PUBLIC WORKS FACILITY RENOVATION	106,890	-	-	-	-	-	-	106,890
66818	WATER STATION ROOF REPLACEMENT	30,000	-	-	-	-	-	-	30,000
	Fund Total:	**17,992,968**	**3,107,064**	**2,091,350**	**500,000**	**500,000**	**-**	**-**	**24,191,382**
419 2017 WATER & SEWER BONDS									
20527	FDOT UTILITES RELOCATION	677,529	-	-	-	-	-	-	677,529
20597	WEST AVENUE PHASE II	18,333,671	-	-	-	-	-	-	18,333,671
20607	11TH STREET-FLAMINGO NEIGHBORHOOD	2,495,457	-	-	-	-	-	-	2,495,457
20619	WASTE WATER STATIONS REHABILITATION	4,500,000	6,603,400	-	-	-	-	-	11,103,400
20719	SCADA AND PLC SYSTEMS	3,137,750	-	-	-	-	-	-	3,137,750
21270	VENETIAN NEIGHBORHOOD -ISLANDS	597,022	-	-	-	-	-	-	597,022
23000	SUNSET HARBOUR PUMPSTATION UPGRADES	539,631	-	-	-	-	-	-	539,631
23220	NORTH SHORE NEIGHBORHOOD IMPROVEMENTS	138,427	-	-	-	-	-	-	138,427
23240	LA GORCE NEIGHBORHOOD IMPROVEMENTS	297,347	-	-	-	-	-	-	297,347
23360	WEST AVE/BAY RD NEIGHBORHOOD	110,000	-	-	-	-	-	-	110,000
23380	PALM & HIBISCUS ISLAND ENHANCEMENT	3,963,099	-	-	-	-	-	-	3,963,099
27370	54IN DIAMETER REDUNDANT SEWER FORCE	3,997,327	-	-	-	-	-	-	3,997,327
28120	WATER PUMP STATIONS IMPROVEMENTS	-	4,595,000	-	-	-	-	-	4,595,000
28520	WATER & WASTEWATER MAINS AND REHAB	17,000,000	9,276,820	-	-	-	-	-	26,276,820
28940	BAYSHORE NEIGHBORHOOD CENTRAL - SOUTH	3,616,516	-	-	-	-	-	-	3,616,516
60319	WATER METER REPLACEMENT PROGRAM	2,000,000	5,000,000	-	-	-	-	-	7,000,000
65421	VALVE REPLACEMENT PROGRAM	-	931,635	959,584	-	-	-	-	1,891,219
	Fund Total:	**61,403,776**	**26,406,855**	**959,584**	**-**	**-**	**-**	**-**	**88,770,215**

MIAMIBEACH

FY 2021 - 2025 CAPITAL IMPROVEMENT PLAN BY FUNDING SUMMARY
CITY OF MIAMI BEACH

PROJECT	PROJECT NAME	Previous Years	FY 2021	FY 2022	FY 2023	FY 2024	FY 2025	Future	Total
420 W&S GBL SERIES 2010 2009-27243									
20527	FDOT UTILITES RELOCATION	-	178,825	-	-	-	-	-	178,825
21270	VENETIAN NEIGHBORHOOD -ISLANDS	2,766,100	-	-	-	-	-	-	2,766,100
22050	BAYSHORE NEIGHBORHOOD BID PACK A	3,895,513	-	-	-	-	-	-	3,895,513
23000	SUNSET HARBOUR PUMPSTATION UPGRADES	2,500,062	-	-	-	-	-	-	2,500,062
23180	BAYSHORE NEIGHBORHOOD BID PACK D	2,850,793	-	-	-	-	-	-	2,850,793
23220	NORTH SHORE NEIGHBORHOOD IMPROVEMENTS	2,368,323	-	-	-	-	-	-	2,368,323
23360	WEST AVE/BAY RD NEIGHBORHOOD	1,632,360	-	-	-	-	-	-	1,632,360
23380	PALM & HIBISCUS ISLAND ENHANCEMENT	2,547,712	-	-	-	-	-	-	2,547,712
27370	54IN DIAMETER REDUNDANT SEWER FORCE	566	-	-	-	-	-	-	566
	Fund Total:	**18,561,429**	**178,825**	**-**	**-**	**-**	**-**	**-**	**18,740,254**
422 WATER AND SEWER IMPACT FEES									
23180	BAYSHORE NEIGHBORHOOD BID PACK D	97,000	-	-	-	-	-	-	97,000
	Fund Total:	**97,000**	**-**	**-**	**-**	**-**	**-**	**-**	**97,000**
423 GULF BREEZE 2006									
21270	VENETIAN NEIGHBORHOOD -ISLANDS	1,134,463	-	-	-	-	-	-	1,134,463
22050	BAYSHORE NEIGHBORHOOD BID PACK A	765,052	-	-	-	-	-	-	765,052
23240	LA GORCE NEIGHBORHOOD IMPROVEMENTS	56,000	-	-	-	-	-	-	56,000
23380	PALM & HIBISCUS ISLAND ENHANCEMENT	2,828,927	-	-	-	-	-	-	2,828,927
28940	BAYSHORE NEIGHBORHOOD CENTRAL - SOUTH	106,792	-	-	-	-	-	-	106,792
	Fund Total:	**4,891,234**	**-**	**-**	**-**	**-**	**-**	**-**	**4,891,234**
424 WATER & SEWER BONDS 2000S									
21270	VENETIAN NEIGHBORHOOD -ISLANDS	3,659,741	-	-	-	-	-	-	3,659,741
22050	BAYSHORE NEIGHBORHOOD BID PACK A	2,893,609	-	-	-	-	-	-	2,893,609
23180	BAYSHORE NEIGHBORHOOD BID PACK D	777,897	-	-	-	-	-	-	777,897
23220	NORTH SHORE NEIGHBORHOOD IMPROVEMENTS	2,024,350	-	-	-	-	-	-	2,024,350
23240	LA GORCE NEIGHBORHOOD IMPROVEMENTS	524,662	-	-	-	-	-	-	524,662
23300	FLAMINGO NEIGHBORHOOD-SOUTH	1,211,126	-	-	-	-	-	-	1,211,126
23360	WEST AVE/BAY RD NEIGHBORHOOD	1,063,111	-	-	-	-	-	-	1,063,111
23380	PALM & HIBISCUS ISLAND ENHANCEMENT	1,222,509	-	-	-	-	-	-	1,222,509
27370	54IN DIAMETER REDUNDANT SEWER FORCE	78,434	-	-	-	-	-	-	78,434
28940	BAYSHORE NEIGHBORHOOD CENTRAL - SOUTH	1,715	-	-	-	-	-	-	1,715
	Fund Total:	**13,457,154**	**-**	**-**	**-**	**-**	**-**	**-**	**13,457,154**
425 WATER AND SEWER ENTERPRISE FUN									
21270	VENETIAN NEIGHBORHOOD -ISLANDS	1,529,777	-	-	-	-	-	-	1,529,777
22050	BAYSHORE NEIGHBORHOOD BID PACK A	50,770	-	-	-	-	-	-	50,770
23180	BAYSHORE NEIGHBORHOOD BID PACK D	358,785	-	-	-	-	-	-	358,785

MIAMIBEACH

FY 2021 - 2025 CAPITAL IMPROVEMENT PLAN BY FUNDING SUMMARY
CITY OF MIAMI BEACH

PROJECT	PROJECT NAME	Previous Years	FY 2021	FY 2022	FY 2023	FY 2024	FY 2025	Future	Total
23360	WEST AVE/BAY RD NEIGHBORHOOD	106,783	-	-	-	-	-	-	106,783
23380	PALM & HIBISCUS ISLAND ENHANCEMENT	503,278	-	-	-	-	-	-	503,278
28940	BAYSHORE NEIGHBORHOOD CENTRAL - SOUTH	309,433	-	-	-	-	-	-	309,433
64220	PUBLIC WORKS FACILITY EXTERIOR	84,914	-	-	-	-	-	-	84,914
69220	PUBLIC WORKS FACILITY GENERATOR	130,209	-	-	-	-	-	-	130,209
	Fund Total:	**3,073,949**	**-**	**-**	**-**	**-**	**-**	**-**	**3,073,949**
427 STORMWATER ENTERPRISE FUND									
21270	VENETIAN NEIGHBORHOOD -ISLANDS	2,600,270	-	-	-	-	-	-	2,600,270
23000	SUNSET HARBOUR PUMPSTATION UPGRADES	1,974,840	-	-	-	-	-	-	1,974,840
23380	PALM & HIBISCUS ISLAND ENHANCEMENT	449,272	-	-	-	-	-	-	449,272
27170	SEAWALL-BISCAYNE BAY ST END PH. II	1,508,344	-	-	-	-	-	-	1,508,344
28940	BAYSHORE NEIGHBORHOOD CENTRAL - SOUTH	75,486	-	-	-	-	-	-	75,486
69220	PUBLIC WORKS FACILITY GENERATOR	65,105	-	-	-	-	-	-	65,105
	Fund Total:	**6,673,317**	**-**	**-**	**-**	**-**	**-**	**-**	**6,673,317**
428 STORMWATER BONDS 2000S									
21270	VENETIAN NEIGHBORHOOD -ISLANDS	4,353,561	-	-	-	-	-	-	4,353,561
22050	BAYSHORE NEIGHBORHOOD BID PACK A	1,549,281	-	-	-	-	-	-	1,549,281
23180	BAYSHORE NEIGHBORHOOD BID PACK D	119,601	-	-	-	-	-	-	119,601
23240	LA GORCE NEIGHBORHOOD IMPROVEMENTS	730,899	-	-	-	-	-	-	730,899
23270	CITY CENTER COMMERCIAL DISTRICT BPB	(28,330)	-	-	-	-	-	-	(28,330)
23300	FLAMINGO NEIGHBORHOOD-SOUTH	3,375,123	-	-	-	-	-	-	3,375,123
23360	WEST AVE/BAY RD NEIGHBORHOOD	1,260,981	-	-	-	-	-	-	1,260,981
23380	PALM & HIBISCUS ISLAND ENHANCEMENT	427,465	-	-	-	-	-	-	427,465
	Fund Total:	**11,788,581**	**-**	**-**	**-**	**-**	**-**	**-**	**11,788,581**
429 2017 STORMWATER BONDS									
20587	1ST STREET-ALTON RD TO WASHINGTON	17,459,326	-	-	-	-	-	-	17,459,326
20597	WEST AVENUE PHASE II	47,846,260	9,195,255	-	-	-	-	-	57,041,515
20607	11TH STREET-FLAMINGO NEIGHBORHOOD	1,942,680	-	-	-	-	-	-	1,942,680
20719	SCADA AND PLC SYSTEMS	2,862,750	1,237,500	-	-	-	-	-	4,100,250
21220	INDIAN CREEK STREET DRAINAGE IMPROVEMENTS	5,267,542	-	-	-	-	-	-	5,267,542
23000	SUNSET HARBOUR PUMPSTATION UPGRADES	3,750,973	-	-	-	-	-	-	3,750,973
23180	BAYSHORE NEIGHBORHOOD BID PACK D	2,343,000	-	-	-	-	-	-	2,343,000
23270	CITY CENTER COMMERCIAL DISTRICT BPB	2,300,000	-	-	-	-	-	-	2,300,000
23360	WEST AVE/BAY RD NEIGHBORHOOD	515,356	-	-	-	-	-	-	515,356
23380	PALM & HIBISCUS ISLAND ENHANCEMENT	5,699,315	-	-	-	-	-	-	5,699,315
25750	WEST AVE BDG OVER COLLINS CANAL	283,380	-	-	-	-	-	-	283,380
28920	BIOSWALE PILOT PROJECT	850,000	-	-	-	-	-	-	850,000

MIAMIBEACH

FY 2021 - 2025 CAPITAL IMPROVEMENT PLAN BY FUNDING SUMMARY
CITY OF MIAMI BEACH

PROJECT	PROJECT NAME	Previous Years	FY 2021	FY 2022	FY 2023	FY 2024	FY 2025	Future	Total
28940	BAYSHORE NEIGHBORHOOD CENTRAL - SOUTH	1,065,000	-	-	-	-	-	-	1,065,000
	Fund Total:	**92,185,582**	**10,432,755**	**-**	**-**	**-**	**-**	**-**	**102,618,337**
431 2011 STORMWATER BOND2011-27782									
21270	VENETIAN NEIGHBORHOOD -ISLANDS	2,592,490	-	-	-	-	-	-	2,592,490
22050	BAYSHORE NEIGHBORHOOD BID PACK A	10,632,774	-	-	-	-	-	-	10,632,774
23000	SUNSET HARBOUR PUMPSTATION UPGRADES	3,552,816	-	-	-	-	-	-	3,552,816
23180	BAYSHORE NEIGHBORHOOD BID PACK D	2,606,560	-	-	-	-	-	-	2,606,560
23240	LA GORCE NEIGHBORHOOD IMPROVEMENTS	2,039	-	-	-	-	-	-	2,039
23270	CITY CENTER COMMERCIAL DISTRICT BPB	132,000	-	-	-	-	-	-	132,000
23300	FLAMINGO NEIGHBORHOOD-SOUTH	205,800	-	-	-	-	-	-	205,800
23360	WEST AVE/BAY RD NEIGHBORHOOD	5,854,876	-	-	-	-	-	-	5,854,876
23380	PALM & HIBISCUS ISLAND ENHANCEMENT	1,535,601	-	-	-	-	-	-	1,535,601
28940	BAYSHORE NEIGHBORHOOD CENTRAL - SOUTH	104,420	-	-	-	-	-	-	104,420
	Fund Total:	**27,219,376**	**-**	**-**	**-**	**-**	**-**	**-**	**27,219,376**
432 STORMWATER BONDS 2015									
21270	VENETIAN NEIGHBORHOOD -ISLANDS	20,516,285	-	-	-	-	-	-	20,516,285
22050	BAYSHORE NEIGHBORHOOD BID PACK A	590,216	-	-	-	-	-	-	590,216
23000	SUNSET HARBOUR PUMPSTATION UPGRADES	12,962,851	-	-	-	-	-	-	12,962,851
23180	BAYSHORE NEIGHBORHOOD BID PACK D	4,177,000	-	-	-	-	-	-	4,177,000
23270	CITY CENTER COMMERCIAL DISTRICT BPB	5,856,402	-	-	-	-	-	-	5,856,402
23360	WEST AVE/BAY RD NEIGHBORHOOD	4,433,928	-	-	-	-	-	-	4,433,928
23380	PALM & HIBISCUS ISLAND ENHANCEMENT	22,578,586	-	-	-	-	-	-	22,578,586
27370	54IN DIAMETER REDUNDANT SEWER FORCE	3,607,765	-	-	-	-	-	-	3,607,765
28940	BAYSHORE NEIGHBORHOOD CENTRAL - SOUTH	11,686,706	-	-	-	-	-	-	11,686,706
	Fund Total:	**86,409,739**	**-**	**-**	**-**	**-**	**-**	**-**	**86,409,739**
433 STORMWATER PROJECTS - MDC ILA									
20422	FLAMINGO NEIGHBORHOOD	300,000	-	-	-	-	-	-	300,000
20597	WEST AVENUE PHASE II	1,787,000	-	-	-	-	-	-	1,787,000
21220	INDIAN CREEK STREET DRAINAGE IMPROVEMENTS	7,093,058	-	-	-	-	-	-	7,093,058
23180	BAYSHORE NEIGHBORHOOD BID PACK D	1,200,000	-	-	-	-	-	-	1,200,000
23220	NORTH SHORE NEIGHBORHOOD IMPROVEMENTS	450,000	-	-	-	-	-	-	450,000
23380	PALM & HIBISCUS ISLAND ENHANCEMENT	2,690,176	-	-	-	-	-	-	2,690,176
24020	ORCHARD PARK	250,000	-	-	-	-	-	-	250,000
28300	SHANE WATERSPORT SEAWALL	650,000	-	-	-	-	-	-	650,000
29020	CITYWIDE SEAWALL REHAB	5,000,000	5,000,000	5,000,000	5,000,000	5,000,000	-	-	25,000,000
29300	LINCOLN RD LENOX-COLLINS W/SIDE STR	-	-	5,035,000	-	-	-	-	5,035,000
	Fund Total:	**19,420,234**	**5,000,000**	**10,035,000**	**5,000,000**	**5,000,000**	**-**	**-**	**44,455,234**

MIAMIBEACH

FY 2021 - 2025 CAPITAL IMPROVEMENT PLAN BY FUNDING SUMMARY
CITY OF MIAMI BEACH

PROJECT	PROJECT NAME	Previous Years	FY 2021	FY 2022	FY 2023	FY 2024	FY 2025	Future	Total
434 STORMWATER CAPITAL NOT BONDS									
21220	INDIAN CREEK STREET DRAINAGE IMPROVEMENTS	232,458	-	-	-	-	-	-	232,458
21720	DRAINAGE SYSTEM WATER QUALITY PILOT	500,000	-	-	-	-	-	-	500,000
23270	CITY CENTER COMMERCIAL DISTRICT BPB	628,603	-	-	-	-	-	-	628,603
23360	WEST AVE/BAY RD NEIGHBORHOOD	401,046	-	-	-	-	-	-	401,046
29820	STORM WATER OUTFALLS	2,000,000	-	-	-	-	-	-	2,000,000
	Fund Total:	**3,762,107**	**-**	**-**	**-**	**-**	**-**	**-**	**3,762,107**
435 SANITATION ENTERPRISE FUND									
21920	RECONFIGURATION OF SANITATION AREA	200,000	-	-	-	-	-	-	200,000
63718	SANITATION INTERIOR REPLACEMENT	190,000	-	-	-	-	-	-	190,000
64318	BAYSHORE GREEN WASTE FACILITY	1,326,761	(576,761)	-	-	-	-	-	750,000
69470	FLEET/SANITATION FIRE ALARM SYSTEM	42,900	-	-	-	-	-	-	42,900
	Fund Total:	**1,759,661**	**(576,761)**	**-**	**-**	**-**	**-**	**-**	**1,182,900**
439 MIAMI-DADE COUNTY BOND-MBCC									
28160	CONVENTION CENTER RENOVATION	54,426,432	-	-	-	-	-	-	54,426,432
	Fund Total:	**54,426,432**	**-**	**-**	**-**	**-**	**-**	**-**	**54,426,432**
440 CONVENTION CENTER OPERATIONS									
21618	CONVENTION CENTER GARAGE EQUIPMENT	121,000	-	-	-	-	-	-	121,000
28160	CONVENTION CENTER RENOVATION	1,557,174	-	-	-	-	-	-	1,557,174
28170	CONVENTION CENTER PARK	1,712,000	-	-	-	-	-	-	1,712,000
64219	CARL FISHER COMMERCIAL KITCHEN	244,950	-	-	-	-	-	-	244,950
65018	CONVENTION CENTER FOOD & BEVERAGE FF&E	2,803,000	-	-	-	-	-	-	2,803,000
	Fund Total:	**6,438,124**	**-**	**-**	**-**	**-**	**-**	**-**	**6,438,124**
441 CONVENTION DEVELOPMENT TAX$35M									
28160	CONVENTION CENTER RENOVATION	19,921	-	-	-	-	-	-	19,921
	Fund Total:	**19,921**	**-**	**-**	**-**	**-**	**-**	**-**	**19,921**
442 CONVENTION DEVELOPMENT TAX$15M									
28160	CONVENTION CENTER RENOVATION	2,457,531	-	-	-	-	-	-	2,457,531
	Fund Total:	**2,457,531**	**-**	**-**	**-**	**-**	**-**	**-**	**2,457,531**
463 RDA- GARAGE FUND									
20022	16TH ST.GARAGE-JOINT REPLACEMENT	-	-	200,000	-	-	-	-	200,000
20200	TRANSPORTATION CAPITAL INITIATIVE	7,000,000	-	-	-	-	-	-	7,000,000
21124	16TH ST GARAGE-EXTERIOR RENEWAL	-	-	-	-	400,000	-	-	400,000
28010	COLLINS PARK PARKING GARAGE	2,069,000	-	-	-	-	-	-	2,069,000
60023	16TH ST GARAGE-WATER DISTRIBUTION	-	-	-	75,000	-	-	-	75,000
60190	ANCHOR GARAGE ELEVATOR REPLACEMENT	357,995	-	-	-	-	-	-	357,995
60324	16TH STREET GARAGE-GENERATOR	-	-	-	-	250,000	-	-	250,000

MIAMIBEACH

FY 2021 - 2025 CAPITAL IMPROVEMENT PLAN BY FUNDING SUMMARY
CITY OF MIAMI BEACH

PROJECT	PROJECT NAME	Previous Years	FY 2021	FY 2022	FY 2023	FY 2024	FY 2025	Future	Total
61718	16TH STREET GARAGE FIRE SPRINKLER	300,000	1,144,000	-	-	-	-	-	1,444,000
61818	16TH STREET GARAGE STAIRWAYS	101,200	-	-	-	-	-	-	101,200
61918	16TH STREET GARAGE ROOF AND DECK	1,808,000	-	-	-	-	-	-	1,808,000
62422	16TH STREET GARAGE HVAC RENEWAL	-	-	33,850	-	-	-	-	33,850
62721	16TH STREET GARAGE-OFFICE/RESTROOM	-	-	30,000	-	-	-	-	30,000
62821	16TH STREET GARAGE-ROOF TOP RENEWAL	-	-	33,350	-	-	-	-	33,350
65019	16TH STREET GARAGE (ANCHOR) - PAINT	100,000	-	-	-	-	-	-	100,000
65521	16TH STREET CANVAS AWNING RENEWAL	-	56,560	-	-	-	-	-	56,560
66918	ANCHOR GAR.-FIRE ALARM REPLACEMENT	120,000	101,000	-	-	-	-	-	221,000
67018	ANCHOR GARAGE-STAIRWELL DOORS	27,000	-	-	-	-	-	-	27,000
67118	ANCHOR - INTERIOR FLOOR DRAINAGE	30,000	-	-	-	-	-	-	30,000
	Fund Total:	**11,913,195**	**1,301,560**	**297,200**	**75,000**	**650,000**	**-**	**-**	**14,236,955**
465 RDA-ANCHOR SHOPS FUND									
20200	TRANSPORTATION CAPITAL INITIATIVE	6,000,000	-	-	-	-	-	-	6,000,000
	Fund Total:	**6,000,000**	**-**	**-**	**-**	**-**	**-**	**-**	**6,000,000**
467 PENN GARAGE FUND									
20025	PENN GARAGE-ELEVATOR RENEWAL	-	-	218,000	-	-	500,000	-	718,000
26100	GARAGE SECURITY CAMERA SYSTEM	20,000	-	-	-	-	-	-	20,000
60025	PENN GARAGE-ROOFTOP-STAIRS ELEVATOR	-	-	-	-	-	40,000	-	40,000
60424	PENN GARAGE-GENERATOR RENEWAL	-	-	-	-	200,000	-	-	200,000
60524	PENN GARAGE-DOMESTIC WATER DISTRICT	-	-	-	-	75,000	-	-	75,000
60823	PENN GARAGE-FIRE SPRINKLER RENEWAL	-	-	-	300,000	-	-	-	300,000
60923	PENN GARAGE-FIRE PUMP REPLACEMENT	-	-	-	100,000	-	-	-	100,000
61023	PENN GARAGE-FIRE ALARM SYSTEM	-	-	-	35,000	-	-	-	35,000
63021	PENN GARAGE-HVAC RENEWAL	-	-	85,000	-	-	35,000	-	120,000
63121	PENN GARAGE-TRAFFIC COATING-RETAIL	-	-	99,990	-	-	-	-	99,990
64319	PENN GARAGE - NEW LIGHTING DISPLAY	135,000	-	-	-	-	-	-	135,000
67218	PENN GRGE-SEALING OF SUPERSTRUCTURE	25,000	-	-	-	-	-	-	25,000
67318	PENN GARAGE-INT.SURFACE RESTORATION	95,000	-	-	-	-	-	-	95,000
	Fund Total:	**275,000**	**-**	**402,990**	**435,000**	**275,000**	**575,000**	**-**	**1,962,990**
480 PARKING OPERATIONS FUND									
25650	CITYWIDE CURB RAMP INSTALLATION	20,000	-	-	-	-	-	-	20,000
26100	GARAGE SECURITY CAMERA SYSTEM	250,000	-	-	-	-	-	-	250,000
26290	17TH ST. PARKING GARAGE MAINTENANCE	100,000	-	-	-	-	-	-	100,000
26340	PENRODS AT 1 OCEAN DR. PARKING LOT	52,137	-	-	-	-	-	-	52,137
27480	SURFACE LOT P48 BASS MUSEUM LOT	220,000	-	-	-	-	-	-	220,000
27830	PARKING GARAGE AT 1262 COLLINS AVE	30,000	-	-	-	-	-	-	30,000

MIAMIBEACH

FY 2021 - 2025 CAPITAL IMPROVEMENT PLAN BY FUNDING SUMMARY
CITY OF MIAMI BEACH

PROJECT	PROJECT NAME	Previous Years	FY 2021	FY 2022	FY 2023	FY 2024	FY 2025	Future	Total
28080	INTELLIGENT TRANSPORT SYSTEM	2,500,000	-	-	-	-	-	-	2,500,000
28710	P14 6TH ST & COLLINS PARKING LOT	38,000	-	-	-	-	-	-	38,000
60130	13TH ST GARAGE FIRE ALARM	46,580	-	-	-	-	-	-	46,580
61660	13TH STREET PARKING GARAGE ELEVATOR	325,300	-	-	-	-	-	-	325,300
61930	17TH STREET PARKING GARAGE ELEVATOR	876,000	-	-	-	-	-	-	876,000
62100	42ND ST. PARKING GARAGE MAINTENANCE	240,000	-	-	-	-	-	-	240,000
62940	CITYWIDE PARKING LOT LIGHTING	200,000	-	-	-	-	-	-	200,000
69370	42ND ST. GARAGE FIRE ALARM SYSTEM	51,087	-	-	-	-	-	-	51,087
69380	42ND ST GARAGE ELEVATOR REPLACEMENT	565,145	-	-	-	-	-	-	565,145
	Fund Total:	**5,514,249**	**-**	**-**	**-**	**-**	**-**	**-**	**5,514,249**
486 2010 PARKING BONDS 2010-27491									
20125	1755 MERIDIAN GARAGE ELEVATOR	-	-	-	-	-	-	500,000	500,000
22020	GARAGE-LICENSE PLATE RECOGNITION	463,205	-	-	-	-	-	-	463,205
26100	GARAGE SECURITY CAMERA SYSTEM	1,000,000	-	-	-	-	-	-	1,000,000
26290	17TH ST. PARKING GARAGE MAINTENANCE	135,000	-	-	-	-	-	-	135,000
28710	P14 6TH ST & COLLINS PARKING LOT	-	303,000	-	-	-	-	-	303,000
29580	LOT 9D P86-6976 INDIAN CREEK DRIVE	659,000	(191,000)	-	-	-	-	-	468,000
60119	17TH STREET PARKING GARAGE COATING	1,400,000	-	-	-	-	-	-	1,400,000
60120	13TH STREET PARKING GARAGE COATING	800,000	-	-	-	-	-	-	800,000
61217	13TH ST. GARAGE-WINDOW/GLASS BLOCK	-	35,350	-	-	-	-	-	35,350
61623	SUNSET HARBOUR GARAGE-FIRE ALARM	-	35,000	-	-	-	-	-	35,000
61717	42ND ST. GARAGE-50YR CERTIFICATION	-	312,090	-	-	-	-	-	312,090
62418	12TH STREET GARAGE ROOF AND DECK	299,000	806	-	-	-	-	-	299,806
62518	1755 MERIDIAN GARAGE ROOF AND DECK	1,400,000	(900,000)	-	-	-	-	-	500,000
62522	13TH STREET GARAGE NEON RENEWAL	-	-	66,200	-	-	-	-	66,200
63321	13TH STREET GARAGE-40YR CERTIFICATION	-	300,000	-	-	-	-	-	300,000
64018	17TH ST GARAGE 40YR RECERTIFICATION	484,833	-	-	-	-	-	-	484,833
65621	42ND STREET GARAGE FALL PROTECTION	-	151,500	-	-	-	-	-	151,500
	Fund Total:	**6,641,038**	**46,746**	**66,200**	**-**	**-**	**-**	**500,000**	**7,253,984**
488 PARKING REV BONDS SERIES 2015									
21618	CONVENTION CENTER GARAGE EQUIPMENT	185,260	-	-	-	-	-	-	185,260
28160	CONVENTION CENTER RENOVATION	64,811,756	-	-	-	-	-	-	64,811,756
	Fund Total:	**64,997,016**	**-**	**-**	**-**	**-**	**-**	**-**	**64,997,016**
490 PARKING CAPITAL NOT BONDS									
20225	SUNSET HARBOUR GARAGE ELEVATOR	-	-	-	-	-	500,000	-	500,000
20325	SUNSET HARBOUR GARAGE-ROOFTOP	-	-	-	-	-	300,000	-	300,000
20823	1755 MERIDIAN GRGE FIRE SPRINKLER	-	-	-	300,000	-	-	-	300,000

MIAMIBEACH

FY 2021 - 2025 CAPITAL IMPROVEMENT PLAN BY FUNDING SUMMARY
CITY OF MIAMI BEACH

PROJECT	PROJECT NAME	Previous Years	FY 2021	FY 2022	FY 2023	FY 2024	FY 2025	Future	Total
20923	SUNSET HARBOUR GRGE SPRINKLER	-	-	-	300,000	-	-	-	300,000
21224	1755 GARAGE GENERATOR	-	-	-	-	200,000	-	-	200,000
21324	SUNSET HAARBOUR GARAGE GENERATOR	-	-	-	-	200,000	-	-	200,000
21618	CONVENTION CENTER GARAGE EQUIPMENT	464,740	-	-	-	-	-	-	464,740
21718	BISCAYNE BEACH ADDITIONAL PARKING	250,000	-	-	-	-	-	-	250,000
22020	GARAGE-LICENSE PLATE RECOGNITION	391,795	-	-	-	-	-	-	391,795
22120	12TH ST GRGE-ELEVATOR REPLACEMENT	250,000	-	-	-	-	-	-	250,000
22122	SUNSET HARBOUR GARAGE SCREENING	-	-	200,000	-	-	-	-	200,000
22150	72 ST. COMMUNITY COMPLEX	10,471,704	-	-	-	-	-	-	10,471,704
22220	17TH ST.GARAGE-ELECTRICAL FEEDER	-	-	225,000	-	-	-	-	225,000
26100	GARAGE SECURITY CAMERA SYSTEM	89,472	-	-	-	-	-	-	89,472
26340	PENRODS AT 1 OCEAN DR. PARKING LOT	103,666	-	-	-	-	-	-	103,666
60125	1755 MERIDIAN GARAGE OFFICE ROOF	-	-	-	-	-	300,000	-	300,000
60225	SUNSET HARBOUR GARAGE INT. FLOOR	-	-	-	-	-	34,000	-	34,000
60317	CITYWIDE PARKING LOTS IMPROVEMENTS	-	-	150,000	150,000	150,000	150,000	-	600,000
60522	12TH ST GARAGE- INT. FLOOR DRAINAGE	-	-	25,000	-	-	-	-	25,000
60622	13TH ST. GARA -PARKING SIGN RENEWAL	-	-	30,000	-	-	-	-	30,000
60624	17TH STREET GARAGE-EXTERIOR COATING	-	-	-	-	300,000	-	-	300,000
60722	42 ST GRGE-STAIRWELL WATERPROOFING	-	-	50,000	-	-	-	-	50,000
60724	42ND STREET GARAGE-FIRE SPRINKLER	-	-	-	-	40,000	-	-	40,000
60822	1755 MERIDIAN GARAGE LED LIGHTING	-	-	150,000	-	-	-	-	150,000
60922	SUNSET HARBOUR GARAGE SEALING	-	-	75,000	-	-	-	-	75,000
61022	SUNSET HARBOUR GRGE-TRAFFIC COATING	-	-	-	303,000	-	-	-	303,000
61123	12TH ST GARAGE-STAIRWELL DOOR	-	-	-	32,000	-	-	-	32,000
61223	12TH ST. GARAGE-STAIRWELL RAILING	-	-	-	25,000	-	-	-	25,000
61317	13TH ST. GARAGE-STAIRWELL RAILING	-	-	50,000	-	-	-	-	50,000
61323	42ND ST GARAGE- WATER DISTRIBUTION	-	-	-	75,000	-	-	-	75,000
61417	17TH ST GRGE INT. FLOOR DRAINAGE	-	-	30,000	-	-	-	-	30,000
61423	1755 GARAGE FIRE PUMP REPLACEMENT	-	-	-	100,000	-	-	-	100,000
61517	17 ST GRGE-STORAGE SPACE RENOVATION	-	-	100,000	-	-	-	-	100,000
61523	SUNSET HARBOUR GARAGE FIRE PUMP	-	-	-	100,000	-	-	-	100,000
61617	17TH ST GARAGE WATER DISTRIBUTION	-	-	-	75,000	-	-	-	75,000
61817	42ND ST. GARAGE-STAIRWELL RAILING	-	-	25,000	-	-	-	-	25,000
61917	1755 MERIDIAN GARAGE FLOOR DRAINAGE	-	-	200,000	-	-	-	-	200,000
62017	SUNSET HARBOUR GARAGE LED LIGHTING	-	-	300,000	-	-	-	-	300,000
62100	42ND ST. PARKING GARAGE MAINTENANCE	160,000	-	-	-	-	-	-	160,000
62118	12TH STREET PARKING LIGHTING (LED)	64,000	-	-	-	-	-	-	64,000

MIAMIBEACH

FY 2021 - 2025 CAPITAL IMPROVEMENT PLAN BY FUNDING SUMMARY
CITY OF MIAMI BEACH

PROJECT	PROJECT NAME	Previous Years	FY 2021	FY 2022	FY 2023	FY 2024	FY 2025	Future	Total
62218	13TH STREET GARAGE LIGHTING (LED)	86,000	-	-	-	-	-	-	86,000
62223	12TH STREET OVERHEAD GATE RENEWAL	-	-	-	61,100	-	-	-	61,100
62418	12TH STREET GARAGE ROOF AND DECK	299,806	(299,806)	-	-	-	-	-	-
62518	1755 MERIDIAN GARAGE ROOF AND DECK	500,000	(500,000)	-	-	-	-	-	-
62940	CITYWIDE PARKING LOT LIGHTING	250,000	-	-	-	-	-	-	250,000
63221	12TH STREET GARAGE-DOMESTIC WATER	-	-	78,300	-	-	-	-	78,300
64018	17TH ST GARAGE 40YR RECERTIFICATION	270,594	-	-	-	-	-	-	270,594
64419	13TH STREET GARAGE - WATER SYSTEM	33,000	-	-	-	-	-	-	33,000
64519	17TH STREET GARAGE - 1ST FL OFFICE	45,000	-	-	-	-	-	-	45,000
64619	SURFACE LOTS CITYWIDE LANDSCAPING	100,000	-	-	-	-	-	-	100,000
67418	42ND STREET GARAGE-DISPATCH AREA	100,000	-	-	-	-	-	-	100,000
67518	1755 MERIDIAN AVE OFFICE SECURITY	35,000	-	-	-	-	-	-	35,000
67618	12TH STREET GARAGE-ROOF RENEWAL	64,000	-	-	-	-	-	-	64,000
67718	17TH STREET GARAGE-ROOFING REPAIRS	30,000	-	-	-	-	-	-	30,000
67818	17 ST GARAGE-GENERATOR REPLACEMENT	120,000	-	-	-	-	-	-	120,000
68018	42ND STREET GARAGE-GENERATOR	71,000	-	-	-	-	-	-	71,000
68118	42ND ST GARAGE- INTERIOR DRAINAGE	34,000	-	-	-	-	-	-	34,000
	Fund Total:	**14,283,777**	**(799,806)**	**1,688,300**	**1,521,100**	**890,000**	**1,284,000**	**-**	**18,867,371**
510 FLEET MANAGEMENT FUND									
60058	FY18 VEHICLE/EQUIPMENT REPLACEMENT	2,507,000	-	-	-	-	-	-	2,507,000
60417	FY20 VEHICLE/EQUIPMENT REPLACEMENT	7,468,000	-	-	-	-	-	-	7,468,000
60425	FY25 VEHICLE/EQUIPMENT REPLACEMENT	-	-	-	-	-	3,622,000	-	3,622,000
61122	FY22 VEHICLE/EQUIPMENT REPLACEMENT	-	-	11,992,000	-	-	-	-	11,992,000
61424	FY24 VEHICLE/EQUIPMENT REPLACEMENT	-	-	-	-	5,334,000	-	-	5,334,000
61723	FY23 VEHICLE/EQUIPMENT REPLACEMENT	-	-	-	5,906,000	-	-	-	5,906,000
63421	FY21 VEHICLE/EQUIPMENT REPLACEMENT	-	9,968,000	-	-	-	-	-	9,968,000
65119	FY19 VEHICLE/EQUIPMENT REPLACEMENT	3,030,000	-	-	-	-	-	-	3,030,000
67150	FY16 VEHICLE EQUIPMENT REPLACEMENT	5,110,000	-	-	-	-	-	-	5,110,000
69470	FLEET/SANITATION FIRE ALARM SYSTEM	42,900	-	-	-	-	-	-	42,900
	Fund Total:	**18,157,900**	**9,968,000**	**11,992,000**	**5,906,000**	**5,334,000**	**3,622,000**	**-**	**54,979,900**
520 PROPERTY MANAGEMENT FUND									
21818	PROPERTY MGMT FACILITY GENERATOR	250,000	-	-	-	-	-	-	250,000
	Fund Total:	**250,000**	**-**	**-**	**-**	**-**	**-**	**-**	**250,000**
550 COMMUNICATIONS FUND									
22018	FIBER COMMUNICATIONS INSTALLATION	161,000	131,000	-	-	-	-	-	292,000
23119	GO#49: PUBLIC SAFETY RADIO SYSTEM	667,718	-	-	-	-	-	-	667,718

MIAMIBEACH

FY 2021 - 2025 CAPITAL IMPROVEMENT PLAN BY FUNDING SUMMARY
CITY OF MIAMI BEACH

PROJECT	PROJECT NAME	Previous Years	FY 2021	FY 2022	FY 2023	FY 2024	FY 2025	Future	Total
68450	BLDG DEV PROCESS ENT SYSTEM	1,600,000	-	-	-	-	-	-	1,600,000
	Fund Total:	**2,428,718**	**131,000**	**-**	**-**	**-**	**-**	**-**	**2,559,718**
552 INFO & COMMUNICATIONS TECH									
61770	UPDATED AUTOMATION OF CLEANLINESS	34,440	-	-	-	-	-	-	34,440
61790	MBPD OFF-DUTY EMPLOYMENT SOFTWARE	60,000	-	-	-	-	-	-	60,000
62680	ENT. SHAREPOINT IMPLEMENTATION	90,000	-	-	-	-	-	-	90,000
68450	BLDG DEV PROCESS ENT SYSTEM	58,468	-	-	-	-	-	-	58,468
	Fund Total:	**242,908**	**-**	**-**	**-**	**-**	**-**	**-**	**242,908**
FGO NEIGH FUTURE G.O. BONDS NEIGHBORHOOD									
24619	GO#37: SIDEWALK IMPROVEMENTS	-	-	3,000,000	-	-	3,500,000	3,000,000	9,500,000
27319	GO#31: OCEAN DRIVE CORRIDOR	-	-	4,000,000	-	-	8,000,000	8,000,000	20,000,000
27519	GO#34: ABOVE GROUND IMPROVEMENTS	-	-	5,000,000	-	-	15,000,000	23,000,000	43,000,000
27619	GO#35: FLAMINGO PARK NEIGHBORHOOD	-	-	-	-	-	8,000,000	12,000,000	20,000,000
27719	GO#36: WASHINGTON AVE. CORRIDOR	-	-	2,000,000	-	-	6,000,000	2,000,000	10,000,000
27819	GO#38: STREET PAVEMENT	-	-	7,500,000	-	-	7,500,000	7,500,000	22,500,000
27919	GO#39: SEAWALLS & SHORELINES	-	-	2,000,000	-	-	-	-	2,000,000
28019	GO#40: 41 ST. CORRIDOR	-	-	1,500,000	-	-	6,000,000	6,000,000	13,500,000
28119	GO#41: LA GORCE NEIGHBORHOOD	-	-	2,000,000	-	-	3,000,000	9,000,000	14,000,000
28219	GO#44: NORTH SHORE NEIGHBORHOOD	-	-	-	-	-	8,000,000	-	8,000,000
68219	GO#33: STREET TREE MASTER PLAN	-	-	2,500,000	-	-	-	-	2,500,000
68419	GO#42: TRAFFIC CALMING	-	-	500,000	-	-	-	-	500,000
68619	GO#43: BIKE LANES & SHARED USE PATH	-	-	1,200,000	-	-	1,300,000	-	2,500,000
	Fund Total:	**-**	**-**	**31,200,000**	**-**	**-**	**66,300,000**	**70,500,000**	**168,000,000**
FGO P.SAFE FUTURE GO BONDS PUBLIC SAFETY									
28319	GO#45: FIRE STATION #1	-	-	3,000,000	-	-	-	-	3,000,000
28419	GO#46: OCEAN RESCUE NOBE FACILITY	-	-	-	-	-	-	5,000,000	5,000,000
28619	GO#51: FIRE STATION #3	-	-	-	-	-	2,000,000	8,000,000	10,000,000
28719	GO#53: SECURITY FOR PUBLIC SPACES	-	-	2,350,000	-	-	-	-	2,350,000
68519	GO#48: POLICE HQ FACILITY	-	-	-	-	-	6,000,000	-	6,000,000
68919	GO#52: LED LIGHTING IN PARKS	-	-	3,459,000	-	-	-	-	3,459,000
69019	GO#55: STREET LIGHTING IMPROVEMENTS	-	-	5,000,000	-	-	-	-	5,000,000
	Fund Total:	**-**	**-**	**13,809,000**	**-**	**-**	**8,000,000**	**13,000,000**	**34,809,000**
FGO PKS FUTURE G.O. BONDS PARKS									
25019	GO#1: 72 ST. COMMUNITY COMPLEX	-	-	43,000,000	-	-	-	-	43,000,000
25419	GO#5: FLAMINGO PARK & YOUTH CENTER	-	-	-	-	-	15,150,000	-	15,150,000
25519	GO#6: FISHER PARK	-	-	-	-	-	-	105,000	105,000
25619	GO#7: LA GORCE PARK	-	-	-	-	-	150,000	-	150,000

MIAMIBEACH

FY 2021 - 2025 CAPITAL IMPROVEMENT PLAN BY FUNDING SUMMARY
CITY OF MIAMI BEACH

PROJECT	PROJECT NAME	Previous Years	FY 2021	FY 2022	FY 2023	FY 2024	FY 2025	Future	Total
26019	GO#11: MUSS PARK	-	-	-	-	-	250,000	-	250,000
26219	GO#13: N.SHORE PARK & YOUTH CENTER	-	-	795,000	-	-	-	-	795,000
26519	GO#18: SCOTT RAKOW YOUTH CENTER	-	-	640,000	-	-	-	-	640,000
26719	GO#23: BAYWLK PEDESTRIAN BRIDGE	-	-	5,000,000	-	-	-	-	5,000,000
26919	GO#27: LOG CABIN	-	-	1,076,000	-	-	-	-	1,076,000
27019	GO#28: ART DECO MUSEUM	-	-	2,000,000	-	-	-	-	2,000,000
27119	GO#29: WEST LOTS	-	-	2,000,000	-	-	2,000,000	-	4,000,000
27219	GO#30: SKATE PARK	-	-	-	-	-	750,000	-	750,000
67519	GO#14: PALM ISLAND PARK	-	-	231,000	-	-	-	-	231,000
67619	GO#16: PINETREE PARK	-	-	700,000	-	-	-	-	700,000
67719	GO#20: SOUTH POINTE PARK	-	-	-	-	-	480,000	-	480,000
67919	GO#22: TATUM PARK	-	-	-	-	-	-	840,000	840,000
68019	GO#25: WATERWAY RESTORATION	-	-	1,500,000	-	-	4,500,000	-	6,000,000
	Fund Total:	**-**	**-**	**56,942,000**	**-**	**-**	**23,280,000**	**945,000**	**81,167,000**
FSW FUTURE STORMWATER									
20124	ALLISON ISLAND NORTH	-	-	-	-	6,154,321	-	-	6,154,321
20224	NORMANDY SHORES	-	-	-	-	29,147,027	-	-	29,147,027
20323	LA GORCE ISLAND	-	-	-	-	9,104,921	-	-	9,104,921
20324	BELLE ISLE	-	-	-	-	4,550,621	-	-	4,550,621
20422	FLAMINGO NEIGHBORHOOD	-	-	55,854,121	55,854,121	-	-	-	111,708,242
20424	BISCAYNE BEACH	-	-	-	-	20,445,421	-	-	20,445,421
20522	NAUTILUS NEIGHBORHOOD	-	-	250,000	29,236,421	-	-	-	29,486,421
20524	BISCAYNE POINT	-	-	-	-	13,266,321	-	-	13,266,321
20527	FDOT UTILITES RELOCATION	-	-	50,000	50,000	16,000,000	-	-	16,100,000
20624	CENTRAL BAYSHORE	-	-	-	-	7,963,400	-	-	7,963,400
20724	INDIAN CREEK PARKWAY	-	-	-	-	9,217,121	-	-	9,217,121
20824	PARK VIEW ISLAND	-	-	-	-	4,759,121	-	-	4,759,121
20922	NORMANDY ISLES DRAINAGE IMPROVEMENT	-	-	21,004,861	21,004,861	-	-	-	42,009,722
20924	STAR ISLAND	-	-	-	-	6,032,621	-	-	6,032,621
21122	SUNSET ISLAND 1	-	-	-	5,319,421	-	-	-	5,319,421
21222	SUNSET ISLAND 2	-	-	-	7,446,121	-	-	-	7,446,121
22320	LAKEVIEW NEIGHBORHOOD IMPROVEMENTS	-	-	25,600,000	-	-	-	-	25,600,000
22418	MT. SINAI STORMWATER PUMP STATION	-	-	13,227,421	-	-	-	-	13,227,421
22720	PUBLIC WORKS FACILITY-PUMP STATION	-	-	2,300,000	-	-	-	-	2,300,000
23220	NORTH SHORE NEIGHBORHOOD IMPROVEMENTS	-	-	40,627,421	-	-	-	-	40,627,421
23240	LA GORCE NEIGHBORHOOD IMPROVEMENTS	-	-	40,000,000	-	-	-	-	40,000,000
23270	CITY CENTER COMMERCIAL DISTRICT BPB	-	-	40,227,421	-	-	-	-	40,227,421

MIAMIBEACH

FY 2021 - 2025 CAPITAL IMPROVEMENT PLAN BY FUNDING SUMMARY
CITY OF MIAMI BEACH

PROJECT	PROJECT NAME	Previous Years	FY 2021	FY 2022	FY 2023	FY 2024	FY 2025	Future	Total
24020	ORCHARD PARK	-	-	5,000,000	-	8,688,421	-	-	13,688,421
24120	TOWN CENTER	-	-	32,000,000	-	-	-	-	32,000,000
	Fund Total:	**-**	**-**	**276,141,245**	**118,910,945**	**135,329,316**	**-**	**-**	**530,381,506**
FWS FUTURE WATER & SEWER									
20422	FLAMINGO NEIGHBORHOOD	-	-	300,000	26,000,000	-	-	-	26,300,000
20619	WASTE WATER STATIONS REHABILITATION	-	-	5,209,019	-	-	-	-	5,209,019
22320	LAKEVIEW NEIGHBORHOOD IMPROVEMENTS	-	-	15,400,000	-	-	-	-	15,400,000
22418	MT. SINAI STORMWATER PUMP STATION	-	-	6,500,000	-	-	-	-	6,500,000
22720	PUBLIC WORKS FACILITY-PUMP STATION	-	-	2,990,000	-	-	-	-	2,990,000
23220	NORTH SHORE NEIGHBORHOOD IMPROVEMENTS	-	-	19,500,000	-	-	-	-	19,500,000
23240	LA GORCE NEIGHBORHOOD IMPROVEMENTS	-	-	40,000,000	-	-	-	-	40,000,000
23270	CITY CENTER COMMERCIAL DISTRICT BPB	-	-	7,280,000	7,280,000	-	-	-	14,560,000
24120	TOWN CENTER	-	-	20,000,000	-	-	-	-	20,000,000
28120	WATER PUMP STATIONS IMPROVEMENTS	-	-	4,710,396	-	-	-	-	4,710,396
28220	WASTEWATER MANHOLE REHABILITATION	-	-	-	1,639,091	1,688,263	-	-	3,327,354
28520	WATER & WASTEWATER MAINS AND REHAB	-	-	-	14,214,469	15,441,872	15,268,653	-	44,924,994
	Fund Total:	**-**	**-**	**121,889,415**	**49,133,560**	**17,130,135**	**15,268,653**	**-**	**203,421,763**
	Grand Total:	**1,650,058,301**	**60,181,145**	**577,247,480**	**201,493,972**	**186,949,621**	**139,763,753**	**107,554,000**	**2,923,248,272**

MIAMIBEACH

CITY OF MIAMI BEACH
FY 2021 - 2025 Capital Budget and 5-Year Capital Improvement Plan

I. General

AIPP FIRE STATION 2 **ART IN PUBLIC PLACES**

Project Number:	22618
Department:	TOURISM & CULTURAL DEPARTMENT
Location:	MIDDLE BEACH
Description:	A Call to Artists for an AiPP project and selection of artist(s) to be determined based on project proposals.
Projected date range:	10/01/2017 to 09/30/2023

II. Cost Summary

Cost Summary	Previous Years	FY 2020/21	FY 2021/22	FY 2022/23	FY 2023/24	FY 2024/25	Future	Total
ART IN PUBLIC PLACES	95,334	-	-	-	-	-	-	95,334
Total:	**95,334**	**-**	**-**	**-**	**-**	**-**	**-**	**95,334**

III. Fund Summary

Fund Summary	Previous Years	FY 2020/21	FY 2021/22	FY 2022/23	FY 2023/24	FY 2024/25	Future	Total
147 ART IN PUBLIC PLACES	95,334	-	-	-	-	-	-	95,334
Total:	**95,334**	**-**	**-**	**-**	**-**	**-**	**-**	**95,334**

MIAMIBEACH

CITY OF MIAMI BEACH
FY 2021 - 2025 Capital Budget and 5-Year Capital Improvement Plan

I. General

AIPP FLAMINGO PARK PROJECT **ART IN PUBLIC PLACES**

Project Number:	22718
Department:	TOURISM & CULTURAL DEPARTMENT
Location:	SOUTH BEACH
Description:	A Call to Artists for an AiPP project and selection of artist(s) to be determined based on project proposals.
Projected date range:	10/01/2017 to 09/30/2023

II. Cost Summary

Cost Summary	Previous Years	FY 2020/21	FY 2021/22	FY 2022/23	FY 2023/24	FY 2024/25	Future	Total
ART IN PUBLIC PLACES	193,000	-	-	-	-	-	-	193,000
OIG FUNDING	1,000	-	-	-	-	-	-	1,000
Total:	**194,000**	**-**	**-**	**-**	**-**	**-**	**-**	**194,000**

III. Fund Summary

Fund Summary	Previous Years	FY 2020/21	FY 2021/22	FY 2022/23	FY 2023/24	FY 2024/25	Future	Total
147 ART IN PUBLIC PLACES	194,000	-	-	-	-	-	-	194,000
Total:	**194,000**	**-**	**-**	**-**	**-**	**-**	**-**	**194,000**

MIAMIBEACH

CITY OF MIAMI BEACH
FY 2021 - 2025 Capital Budget and 5-Year Capital Improvement Plan

I. General

AIPP LUMMUS PARK PROJECT **ART IN PUBLIC PLACES**

Project Number:	22918
Department:	TOURISM & CULTURAL DEPARTMENT
Location:	SOUTH BEACH
Description:	A Call to Artists for an AiPP project and selection of artist(s) to be determined based on project proposals.
Projected date range:	10/01/2017 to 09/30/2024

II. Cost Summary

Cost Summary	Previous Years	FY 2020/21	FY 2021/22	FY 2022/23	FY 2023/24	FY 2024/25	Future	Total
ART IN PUBLIC PLACES	115,000	-	-	-	-	-	-	115,000
OIG FUNDING	1,000	-	-	-	-	-	-	1,000
Total:	**116,000**	**-**	**-**	**-**	**-**	**-**	**-**	**116,000**

III. Fund Summary

Fund Summary	Previous Years	FY 2020/21	FY 2021/22	FY 2022/23	FY 2023/24	FY 2024/25	Future	Total
147 ART IN PUBLIC PLACES	116,000	-	-	-	-	-	-	116,000
Total:	**116,000**	**-**	**-**	**-**	**-**	**-**	**-**	**116,000**

MIAMIBEACH

CITY OF MIAMI BEACH
FY 2021 - 2025 Capital Budget and 5-Year Capital Improvement Plan

I. General

AIPP MB CONVENTION **ART IN PUBLIC PLACES**

Project Number: 20377

Department: TOURISM & CULTURAL DEPARTMENT

Location: SOUTH BEACH

Description: A call to Artists for the Miami Beach Convention Center Renovation and Expansion Project was issued and six artists were selected to create six permanent artworks. The six (6) proposed artworks for the Miami Beach Convention Center

Artist name, Title, Type of Artwork, Material, Location

1. Franz Ackerman, “Mental Maps”; wall mural; material paint; and location Southeast Corner Exterior Walls
2. Elmgreen & Dragset, “Bent Pool (working title)”; sculpture; material to be determined; and location Convention Center Park
3. Ellen Harvey, “Atlantis / Waterways”; wall mural; material mouth blown mirror glass laminated tile; and location Ballroom Pre-Function Room
4. Joseph Kosuth, “Located World (Miami Beach)”; material neon and laminate glass; and location West Lobby
5. Joep Van Lieshout, “Humanoids”, sculpture, material to be determined, location Northeast Park Collins Canal
6. Sarah Morris, “Sans Souci”; wall mural; material custom painted porcelain tile; and location Northeast Corner Exterior Walls

Projected date range: 10/01/2016 to 09/30/2021

II. Cost Summary

Cost Summary	Previous Years	FY 2020/21	FY 2021/22	FY 2022/23	FY 2023/24	FY 2024/25	Future	Total
ART IN PUBLIC PLACES	7,529,797	-	-	-	-	-	-	7,529,797
OIG FUNDING	1,000	-	-	-	-	-	-	1,000
Total:	**7,530,797**	**-**	**-**	**-**	**-**	**-**	**-**	**7,530,797**

III. Fund Summary

Fund Summary	Previous Years	FY 2020/21	FY 2021/22	FY 2022/23	FY 2023/24	FY 2024/25	Future	Total
147 ART IN PUBLIC PLACES	7,530,797	-	-	-	-	-	-	7,530,797
Total:	**7,530,797**	**-**	**-**	**-**	**-**	**-**	**-**	**7,530,797**

MIAMIBEACH

CITY OF MIAMI BEACH
FY 2021 - 2025 Capital Budget and 5-Year Capital Improvement Plan

I. General

41ST STREET BRIDGES REPAIR **BRIDGES**

Project Number: 61719

Department: PROPERTY MANAGEMENT

Location: MIDDLE BEACH

Description: The bridge is currently facing major disrepair both cosmetic and structurally. The scope of this project will entail a thorough structural inspection, all areas compromised of both bridges will be repaired and restored. All of the existing mosaic tiles will be removed and replaced in accordance with the original design. Any railing repairs and lighting enhancements will be done under this project.

Projected date range: 10/01/2018 to 12/31/2020

II. Cost Summary

Cost Summary	Previous Years	FY 2020/21	FY 2021/22	FY 2022/23	FY 2023/24	FY 2024/25	Future	Total
CONTRACTED SERVICES REPAIR	478,000	-	-	-	-	-	-	478,000
OIG FUNDING	2,000	-	-	-	-	-	-	2,000
Total:	**480,000**	**-**	**-**	**-**	**-**	**-**	**-**	**480,000**

III. Fund Summary

Fund Summary	Previous Years	FY 2020/21	FY 2021/22	FY 2022/23	FY 2023/24	FY 2024/25	Future	Total
306 MB QUALITY OF LIFE RESO.TX 1%	480,000	-	-	-	-	-	-	480,000
Total:	**480,000**	**-**	**-**	**-**	**-**	**-**	**-**	**480,000**

MIAMIBEACH

CITY OF MIAMI BEACH
FY 2021 - 2025 Capital Budget and 5-Year Capital Improvement Plan

I. General

81ST ST PEDESTRIAN BRIDGE **BRIDGES**

Project Number:	67140
Department:	TOURISM & CULTURAL DEPARTMENT
Location:	NORTH BEACH
Description:	Project would include enhancements which may include lighting, painting and other elements to the bridge, reconstruction of the adjacent parking lot at the eastern landing, and landscaping and lighting of both the eastern and western pedestrian approaches to the bridge.
Projected date range:	10/01/2015 to 09/30/2024

II. Cost Summary

Cost Summary	Previous Years	FY 2020/21	FY 2021/22	FY 2022/23	FY 2023/24	FY 2024/25	Future	Total
CONTRACTED SERVICES REPAIR	179,000	-	-	-	-	-	-	179,000
OIG FUNDING	1,000	-	-	-	-	-	-	1,000
Total:	**180,000**	**-**	**-**	**-**	**-**	**-**	**-**	**180,000**

III. Fund Summary

Fund Summary	Previous Years	FY 2020/21	FY 2021/22	FY 2022/23	FY 2023/24	FY 2024/25	Future	Total
307 NB QUAL OF LIFE RESORT TAX 1%	180,000	-	-	-	-	-	-	180,000
Total:	**180,000**	**-**	**-**	**-**	**-**	**-**	**-**	**180,000**

MIAMIBEACH

CITY OF MIAMI BEACH
FY 2021 - 2025 Capital Budget and 5-Year Capital Improvement Plan

I. General

ALLISON BRIDGE RAILING PROJECT **BRIDGES**

Project Number:	64620
Department:	PROPERTY MANAGEMENT
Location:	NORTH BEACH
Description:	This project consists of the replacement of the railings which are severely corroded. This will enhance the aesthetics of the bridge.
Projected date range:	10/01/2021 to 09/30/2022

II. Cost Summary

Cost Summary	Previous Years	FY 2020/21	FY 2021/22	FY 2022/23	FY 2023/24	FY 2024/25	Future	Total
CONTRACTED SERVICES REPAIR	-	-	60,000	-	-	-	-	60,000
Total:	**-**	**-**	**60,000**	**-**	**-**	**-**	**-**	**60,000**

III. Fund Summary

Fund Summary	Previous Years	FY 2020/21	FY 2021/22	FY 2022/23	FY 2023/24	FY 2024/25	Future	Total
125 CAPITAL RENEWAL & REPLACEMENT	-	-	60,000	-	-	-	-	60,000
Total:	**-**	**-**	**60,000**	**-**	**-**	**-**	**-**	**60,000**

MIAMIBEACH

CITY OF MIAMI BEACH
FY 2021 - 2025 Capital Budget and 5-Year Capital Improvement Plan

I. General

BRIDGE REPAIRS FY19 **BRIDGES**

Project Number: 65519

Department: PW ADMINISTRATION

Location: CITYWIDE

Description: The Florida Department of Transportation (" FDOT") bi- annually inspects all traffic bridges, including all City-owned bridges to determine their structural integrity and deficiencies. These are expressed as a sufficiency rating on a scale from 0 to 100, with 0 being the worst condition and 100 the best. The City performs necessary maintenance and repairs when the sufficiency rating falls below 70 in order to bring bridges to an acceptable sufficiency rating of 70 or above.

Projected date range: 12/28/2018 to 12/31/2020

II. Cost Summary

Cost Summary	Previous Years	FY 2020/21	FY 2021/22	FY 2022/23	FY 2023/24	FY 2024/25	Future	Total
OIG FUNDING	1,000	(1,000)	-	-	-	-	-	-
PROFESSIONAL SERVICES	279,000	(218,125)	-	-	-	-	-	60,875
Total:	**280,000**	**(219,125)**	**-**	**-**	**-**	**-**	**-**	**60,875**

III. Fund Summary

Fund Summary	Previous Years	FY 2020/21	FY 2021/22	FY 2022/23	FY 2023/24	FY 2024/25	Future	Total
302 PAY-AS-YOU-GO	280,000	(219,125)	-	-	-	-	-	60,875
Total:	**280,000**	**(219,125)**	**-**	**-**	**-**	**-**	**-**	**60,875**

MIAMIBEACH

CITY OF MIAMI BEACH
FY 2021 - 2025 Capital Budget and 5-Year Capital Improvement Plan

I. General

CITYWIDE BRIDGES **BRIDGES**

Project Number:	22920
Department:	PW ENGINEERING
Location:	CITIWIDE
Description:	The scope of work is to inspect, design, and construct repairs to bridges that fall below sufficiency rating (SR) of 70, based on their Florida Department of Transportation Bridge Inspection Reports.
Projected date range:	10/01/2019 to 09/30/2024

II. Cost Summary

Cost Summary	Previous Years	FY 2020/21	FY 2021/22	FY 2022/23	FY 2023/24	FY 2024/25	Future	Total
CONSTRUCTION	593,077	218,035	2,293,923	-	-	-	-	3,105,035
CONSTRUCTION MANAGEMENT	70,000	-	-	-	-	-	-	70,000
DESIGN AND ENGINEERING	40,000	-	-	-	-	-	-	40,000
OIG FUNDING	3,000	1,090	-	-	-	-	-	4,090
Total:	**706,077**	**219,125**	**2,293,923**	**-**	**-**	**-**	**-**	**3,219,125**

III. Fund Summary

Fund Summary	Previous Years	FY 2020/21	FY 2021/22	FY 2022/23	FY 2023/24	FY 2024/25	Future	Total
302 PAY-AS-YOU-GO	706,077	219,125	2,293,923	-	-	-	-	3,219,125
Total:	**706,077**	**219,125**	**2,293,923**	**-**	**-**	**-**	**-**	**3,219,125**

MIAMIBEACH

CITY OF MIAMI BEACH
FY 2021 - 2025 Capital Budget and 5-Year Capital Improvement Plan

I. General

INDIAN CREEK PEDESTRIAN BRIDGE **BRIDGES**

Project Number: 20021

Department: PW ENGINEERING

Location: MIDDLE BEACH

Description: The three Pedestrian Bridges are the primary means of foot and bicycle travel across the Indian Creek waterway to and from the beach, Collins Avenue, and the Collins Park / South Beach area. The bridges are currently in poor condition. The proposed scope of the project was developed as a result of requests from the Collins Park Neighborhood Association and input received at the Middle Beach Quality of Life community meeting. Improvements include repainting and repairing the concrete, lighting and railings.

Projected date range: 10/01/2020 to 12/31/2022

II. Cost Summary

Cost Summary	Previous Years	FY 2020/21	FY 2021/22	FY 2022/23	FY 2023/24	FY 2024/25	Future	Total
CONSTRUCTION	-	-	600,000	-	-	-	-	600,000
Total:	**-**	**-**	**600,000**	**-**	**-**	**-**	**-**	**600,000**

III. Fund Summary

Fund Summary	Previous Years	FY 2020/21	FY 2021/22	FY 2022/23	FY 2023/24	FY 2024/25	Future	Total
302 PAY-AS-YOU-GO	-	-	600,000	-	-	-	-	600,000
Total:	**-**	**-**	**600,000**	**-**	**-**	**-**	**-**	**600,000**

MIAMIBEACH

CITY OF MIAMI BEACH
FY 2021 - 2025 Capital Budget and 5-Year Capital Improvement Plan

I. General

PAINTING & LIGHTING OF BRIDGES **BRIDGES**

Project Number: 64160

Department: TOURISM & CULTURAL DEPARTMENT

Location: NORTH BEACH

Description: Painting and Lighting of bridges in North Beach -A common lighting and design theme based on the North Beach branding concepts will be designed and implemented through this project. It is anticipated that the most intense effort will be placed on improvements at the 71st Street bridge as it is the most visible bridge in North Beach and has the greatest potential for impact. Beautification of the 71st Street bridge will enhance the connection between the Town Center area and the Normandy Isle commercial district and promote pedestrian flow between these two areas.

Projected date range: 10/01/2015 to 09/30/2023

II. Cost Summary

Cost Summary	Previous Years	FY 2020/21	FY 2021/22	FY 2022/23	FY 2023/24	FY 2024/25	Future	Total
CONTRACTED SERVICES REPAIR	1,517,000	-	910,000	-	-	-	-	2,427,000
FURNITURE, FIXTURES, EQUIPMENT	36,705	-	-	-	-	-	-	36,705
OIG FUNDING	8,000	-	-	-	-	-	-	8,000
PROFESSIONAL SERVICES	23,295	-	-	-	-	-	-	23,295
Total:	**1,585,000**	**-**	**910,000**	**-**	**-**	**-**	**-**	**2,495,000**

III. Fund Summary

Fund Summary	Previous Years	FY 2020/21	FY 2021/22	FY 2022/23	FY 2023/24	FY 2024/25	Future	Total
307 NB QUAL OF LIFE RESORT TAX 1%	1,585,000	-	910,000	-	-	-	-	2,495,000
Total:	**1,585,000**	**-**	**910,000**	**-**	**-**	**-**	**-**	**2,495,000**

MIAMIBEACH

CITY OF MIAMI BEACH
FY 2021 - 2025 Capital Budget and 5-Year Capital Improvement Plan

I. General

WEST AVE BDG OVER COLLINS CANAL **BRIDGES**

Project Number: 25750

Department: PW ENGINEERING

Location: MIDDLE BEACH

Description: The West Avenue Bridge will connect the southern portion of West Avenue at 17th Street to the northern portion of West Avenue at Dade Blvd. The bridge may alleviate traffic on Alton Rd and 17th Street by re-routing traffic onto West Avenue. The bridge will also provide enhanced transit service by providing a direct route on West Avenue and reducing travel times for the South Beach Local. The project will require the acquisition of land from the Miami Beach Housing Authority. It will also require a Project Development and Environment Study (PD&E). $114,720 of People's Transportation Plan (PTP) funds from the Lummus Park Project has been re-appropriated for this project. The Joint Participation Agreement for these funds is anticipated to be executed in May 2011. The Road Impact Fees ($3,011,000) will be disbursed to the city on a reimbursement basis, upon the issuance of an NTP for construction, which is expected to occur either in late FY 2014 or FY 2015. An additional $18,211 was appropriated to this project from the Right of Way (ROW) Improvement Project (Fund 187) for land acquisition. This project has $1,281,293 in FDOT funds.

Projected date range: 10/01/2015 to 09/30/2021

II. Cost Summary

Cost Summary	Previous Years	FY 2020/21	FY 2021/22	FY 2022/23	FY 2023/24	FY 2024/25	Future	Total
CAPITAL MISCELLANEOUS	380,526	-	-	-	-	-	-	380,526
CONSTRUCTION	4,624,630	-	-	-	-	-	-	4,624,630
CONSTRUCTION MANAGEMENT	133,846	-	-	-	-	-	-	133,846
CONTINGENCY	204,315	-	-	-	-	-	-	204,315
DESIGN AND ENGINEERING	107,336	-	-	-	-	-	-	107,336
LAND ACQUISITION	1,635,000	-	-	-	-	-	-	1,635,000
OTHER OPERATING	59,474	-	-	-	-	-	-	59,474
Total:	**7,145,127**	**-**	**-**	**-**	**-**	**-**	**-**	**7,145,127**

III. Fund Summary

Fund Summary	Previous Years	FY 2020/21	FY 2021/22	FY 2022/23	FY 2023/24	FY 2024/25	Future	Total
158 CONCURRENCY MITIGATION FUND	908,068	-	-	-	-	-	-	908,068
187 HALF CENT TRANS. SURTAX COUNTY	1,966,380	-	-	-	-	-	-	1,966,380
302 PAY-AS-YOU-GO	1,303,396	-	-	-	-	-	-	1,303,396
304 CAPITAL RESERVE	2,224,213	-	-	-	-	-	-	2,224,213

MIAMIBEACH

CITY OF MIAMI BEACH
FY 2021 - 2025 Capital Budget and 5-Year Capital Improvement Plan

305 SB QUALITY OF LIFE REST.TAX 1%	334,000	-	-	-	-	-	-	334,000
351 REALLOC. FUNDS-OTHER CAP. PROJ	59,952	-	-	-	-	-	-	59,952
384 2003 GO BONDS - NEIGHBORHOODS	65,738	-	-	-	-	-	-	65,738
429 2017 STORMWATER BONDS	283,380	-	-	-	-	-	-	283,380
Total:	**7,145,127**	**-**	**-**	**-**	**-**	**-**	**-**	**7,145,127**

MIAMIBEACH

MIAMIBEACH

CITY OF MIAMI BEACH
FY 2021 - 2025 Capital Budget and 5-Year Capital Improvement Plan

I. General

CONVENTION CENTER - CARL FISHER **CONVENTION CENTER**

Project Number: 28180

Department: CAPITAL IMPROVEMENT PROGRAM

Location: SOUTH BEACH

Description: Carl Fisher Clubhouse and Annex is a one-story historical structure restoration project consisting of approximately 3,115 sq. ft. in the main structure and 2,303 sq. ft. in the covered annex structure. The objective of the project is to sensibly restore the Carl Fisher Clubhouse and allow it to serve as an event space for the adjoining convention center. The project exterior improvements include fine grading, landscape, FPL conduit installation, irrigation and walkways, as well as the installation of the provided furnishings.

Projected date range: 10/01/2015 to 12/31/2020

II. Cost Summary

Cost Summary	Previous Years	FY 2020/21	FY 2021/22	FY 2022/23	FY 2023/24	FY 2024/25	Future	Total
CONSTRUCTION	3,765,583	-	-	-	-	-	-	3,765,583
CONSTRUCTION MANAGEMENT	147,317	-	-	-	-	-	-	147,317
Total:	**3,912,900**	**-**	**-**	**-**	**-**	**-**	**-**	**3,912,900**

III. Fund Summary

Fund Summary	Previous Years	FY 2020/21	FY 2021/22	FY 2022/23	FY 2023/24	FY 2024/25	Future	Total
309 RDA SERIES 2015A	3,647,580	-	-	-	-	-	-	3,647,580
365 CITY CENTER RDA CAP FUND	265,320	-	-	-	-	-	-	265,320
Total:	**3,912,900**	**-**	**-**	**-**	**-**	**-**	**-**	**3,912,900**

MIAMIBEACH

CITY OF MIAMI BEACH
FY 2021 - 2025 Capital Budget and 5-Year Capital Improvement Plan

I. General

CONVENTION CENTER GARAGE EQUIPMENT **CONVENTION CENTER**

Project Number:	21618
Department:	PARKING ADMINISTRATION
Location:	SOUTH BEACH
Description:	Gated revenue control system for the new parking garage at the Miami Beach Convention Center.
Projected date range:	10/01/2017 to 12/31/2020

II. Cost Summary

Cost Summary	Previous Years	FY 2020/21	FY 2021/22	FY 2022/23	FY 2023/24	FY 2024/25	Future	Total
EQUIPMENT	771,000	-	-	-	-	-	-	771,000
Total:	**771,000**	**-**	**-**	**-**	**-**	**-**	**-**	**771,000**

III. Fund Summary

Fund Summary	Previous Years	FY 2020/21	FY 2021/22	FY 2022/23	FY 2023/24	FY 2024/25	Future	Total
440 CONVENTION CENTER OPERATIONS	121,000	-	-	-	-	-	-	121,000
488 PARKING REV BONDS SERIES 2015	185,260	-	-	-	-	-	-	185,260
490 PARKING CAPITAL NOT BONDS	464,740	-	-	-	-	-	-	464,740
Total:	**771,000**	**-**	**-**	**-**	**-**	**-**	**-**	**771,000**

MIAMIBEACH

CITY OF MIAMI BEACH
FY 2021 - 2025 Capital Budget and 5-Year Capital Improvement Plan

I. General

CONVENTION CENTER PARK **CONVENTION CENTER**

Project Number: 28170

Department: CAPITAL IMPROVEMENT PROGRAM

Location: SOUTH BEACH

Description: Electrical enhacements and structural footings for special event tents.
Project: 233-Miami Beach Convention Center
Category: Construct and Improve Public Service Outreach Facilities
Site Location: 1901 CONVENTION CENTER DR
DESC: Miami Beach Convention Center
BCC District: CW

Projected date range: 10/01/2015 to 12/31/2020

II. Cost Summary

Cost Summary	Previous Years	FY 2020/21	FY 2021/22	FY 2022/23	FY 2023/24	FY 2024/25	Future	Total
CONSTRUCTION	8,526,058	-	-	-	-	-	-	8,526,058
DESIGN AND ENGINEERING	657,884	-	-	-	-	-	-	657,884
EQUIPMENT	128,058	-	-	-	-	-	-	128,058
OTHER COSTS	150,000	-	-	-	-	-	-	150,000
Total:	**9,462,000**	**-**	**-**	**-**	**-**	**-**	**-**	**9,462,000**

III. Fund Summary

Fund Summary	Previous Years	FY 2020/21	FY 2021/22	FY 2022/23	FY 2023/24	FY 2024/25	Future	Total
309 RDA SERIES 2015A	7,750,000	-	-	-	-	-	-	7,750,000
440 CONVENTION CENTER OPERATIONS	1,712,000	-	-	-	-	-	-	1,712,000
Total:	**9,462,000**	**-**	**-**	**-**	**-**	**-**	**-**	**9,462,000**

MIAMIBEACH

CITY OF MIAMI BEACH
FY 2021 - 2025 Capital Budget and 5-Year Capital Improvement Plan

I. General

CONVENTION CENTER RENOVATION **CONVENTION CENTER**

Project Number:	28160
Department:	CMO CONVENTION CENTER DISTRICT
Location:	SOUTH BEACH
Description:	The Project includes the complete renovation and façade modifications of the of the Miami Beach Convention Center, an expansion to include a ballroom and auxiliary spaces, rooftop parking, new public parks, as well as underground utilities and streetscape improvements in the immediate vicinity.
Projected date range:	10/01/2015 to 12/30/2020

II. Cost Summary

Cost Summary	Previous Years	FY 2020/21	FY 2021/22	FY 2022/23	FY 2023/24	FY 2024/25	Future	Total
ART IN PUBLIC PLACES	7,120,422	-	-	-	-	-	-	7,120,422
CONSTRUCTION	545,479,212	-	-	-	-	-	-	545,479,212
CONSTRUCTION MANAGEMENT	2,907,228	-	-	-	-	-	-	2,907,228
CONTINGENCY	32,903	-	-	-	-	-	-	32,903
DESIGN AND ENGINEERING	28,645,558	-	-	-	-	-	-	28,645,558
EQUIPMENT	34,811	-	-	-	-	-	-	34,811
EQUIPMENT TCD	6,796,134	-	-	-	-	-	-	6,796,134
INSURANCE	2,460,622	-	-	-	-	-	-	2,460,622
OTHER COSTS	8,227,526	-	-	-	-	-	-	8,227,526
PROGRAM MANAGEMENT	10,971,245	-	-	-	-	-	-	10,971,245
TESTING	2,745,987	-	-	-	-	-	-	2,745,987
Total:	**615,421,648**	**-**	**-**	**-**	**-**	**-**	**-**	**615,421,648**

III. Fund Summary

Fund Summary	Previous Years	FY 2020/21	FY 2021/22	FY 2022/23	FY 2023/24	FY 2024/25	Future	Total
308 RESORT TAX REV. BONDS 2015	216,632,193	-	-	-	-	-	-	216,632,193
309 RDA SERIES 2015A	268,602,420	-	-	-	-	-	-	268,602,420
365 CITY CENTER RDA CAP FUND	6,914,221	-	-	-	-	-	-	6,914,221

MIAMIBEACH

CITY OF MIAMI BEACH
FY 2021 - 2025 Capital Budget and 5-Year Capital Improvement Plan

439 MIAMI-DADE COUNTY BOND-MBCC	54,426,432	-	-	-	-	-	-	54,426,432
440 CONVENTION CENTER OPERATIONS	1,557,174	-	-	-	-	-	-	1,557,174
441 CONVENTION DEVELOPMENT TAX$35M	19,921	-	-	-	-	-	-	19,921
442 CONVENTION DEVELOPMENT TAX$15M	2,457,531	-	-	-	-	-	-	2,457,531
488 PARKING REV BONDS SERIES 2015	64,811,756	-	-	-	-	-	-	64,811,756
Total:	**615,421,648**	**-**	**-**	**-**	**-**	**-**	**-**	**615,421,648**

MIAMIBEACH

MIAMIBEACH

CITY OF MIAMI BEACH
FY 2021 - 2025 Capital Budget and 5-Year Capital Improvement Plan

I. General

BAYWALK 10TH TO 12TH STREET **ENVIRONMENTAL**

Project Number:	21119
Department:	CAPITAL IMPROVEMENT PROGRAM
Location:	SOUTH BEACH
Description:	Construct over water segment of baywalk from 10th Street end to north end of Mirador Property, theoretical 12th street.
Projected date range:	10/01/2018 to 09/30/2022

II. Cost Summary

Cost Summary	Previous Years	FY 2020/21	FY 2021/22	FY 2022/23	FY 2023/24	FY 2024/25	Future	Total
CONSTRUCTION	186,753	-	-	-	-	-	-	186,753
DESIGN AND ENGINEERING	122,247	-	-	-	-	-	-	122,247
OIG FUNDING	1,000	-	-	-	-	-	-	1,000
Total:	**310,000**	**-**	**-**	**-**	**-**	**-**	**-**	**310,000**

III. Fund Summary

Fund Summary	Previous Years	FY 2020/21	FY 2021/22	FY 2022/23	FY 2023/24	FY 2024/25	Future	Total
305 SB QUALITY OF LIFE REST.TAX 1%	310,000	-	-	-	-	-	-	310,000
Total:	**310,000**	**-**	**-**	**-**	**-**	**-**	**-**	**310,000**

MIAMIBEACH

CITY OF MIAMI BEACH
FY 2021 - 2025 Capital Budget and 5-Year Capital Improvement Plan

I. General

BAYWALK PHASE 2 **ENVIRONMENTAL**

Project Number: 21018

Department: CAPITAL IMPROVEMENT PROGRAM

Location: SOUTH BEACH

Description: The Baywalk Project will connect the gaps in the existing public Baywalk, including the connections adjacent to Lincoln Bay towers, South Bay Club, Bayview Terrace and Bay Gardens Manor. This project will make the final connections in order to provide a continuous pedestrian path along Biscayne Bay. The design will consist of both on-land and overwater walkway that will connect public street-ends and existing pedestrian and bicycle networks. The project will provide for design, permitting, community meetings, and construction of the Baywalk. In addition, the project will provide for design harmonization for the existing segments of the Baywalk.

Projected date range: 10/01/2017 to 09/30/2022

II. Cost Summary

Cost Summary	Previous Years	FY 2020/21	FY 2021/22	FY 2022/23	FY 2023/24	FY 2024/25	Future	Total
CAPITAL MISCELLANEOUS	361,200	-	-	-	-	-	-	361,200
CONTINGENCY	22,800	-	-	-	-	-	-	22,800
OIG FUNDING	2,000	-	-	-	-	-	-	2,000
Total:	**386,000**	**-**	**-**	**-**	**-**	**-**	**-**	**386,000**

III. Fund Summary

Fund Summary	Previous Years	FY 2020/21	FY 2021/22	FY 2022/23	FY 2023/24	FY 2024/25	Future	Total
302 PAY-AS-YOU-GO	386,000	-	-	-	-	-	-	386,000
Total:	**386,000**	**-**	**-**	**-**	**-**	**-**	**-**	**386,000**

MIAMIBEACH

CITY OF MIAMI BEACH
FY 2021 - 2025 Capital Budget and 5-Year Capital Improvement Plan

I. General

FLEET MGMT FACILITY REMEDIATION **ENVIRONMENTAL**

Project Number: 62719

Department: ENVIRONMENT SUSTAINABILITY

Location: SOUTH BEACH

Description: The scope of work for this project includes the contamination assessment and remediation work required for regulatory closure of four historic discharges throughout the property. The site is designated as a green reuse area, meaning the city can apply to obtain tax credits for assessment and remediation costs incurred by the city.

Projected date range: 10/01/2018 to 09/30/2022

II. Cost Summary

Cost Summary	Previous Years	FY 2020/21	FY 2021/22	FY 2022/23	FY 2023/24	FY 2024/25	Future	Total
CONTRACTED SERVICES REPAIR	50,000	-	-	-	-	-	-	50,000
OIG FUNDING	1,000	-	-	-	-	-	-	1,000
OTHER COSTS	9,500	-	-	-	-	-	-	9,500
PROFESSIONAL SERVICES	50,500	-	-	-	-	-	-	50,500
Total:	**111,000**	**-**	**-**	**-**	**-**	**-**	**-**	**111,000**

III. Fund Summary

Fund Summary	Previous Years	FY 2020/21	FY 2021/22	FY 2022/23	FY 2023/24	FY 2024/25	Future	Total
302 PAY-AS-YOU-GO	111,000	-	-	-	-	-	-	111,000
Total:	**111,000**	**-**	**-**	**-**	**-**	**-**	**-**	**111,000**

MIAMIBEACH

CITY OF MIAMI BEACH
FY 2021 - 2025 Capital Budget and 5-Year Capital Improvement Plan

I. General

GO#25: WATERWAY RESTORATION **ENVIRONMENTAL**

Project Number: 68019
Department: ENVIRONMENT SUSTAINABILITY
Location: CITIWIDE
Description: Protect and restore city waterways by dredging contaminated waters and removing invasive species along shorelines.

Projected date range: 10/01/2021 to 09/30/2025

II. Cost Summary

Cost Summary	Previous Years	FY 2020/21	FY 2021/22	FY 2022/23	FY 2023/24	FY 2024/25	Future	Total
CONSTRUCTION	-	-	1,500,000	-	-	-	-	1,500,000
CONTRACTED SERVICES REPAIR	-	-	-	-	-	4,500,000	-	4,500,000
Total:	**-**	**-**	**1,500,000**	**-**	**-**	**4,500,000**	**-**	**6,000,000**

III. Fund Summary

Fund Summary	Previous Years	FY 2020/21	FY 2021/22	FY 2022/23	FY 2023/24	FY 2024/25	Future	Total
FGO PKS FUTURE G.O. BONDS PARKS	-	-	1,500,000	-	-	4,500,000	-	6,000,000
Total:	**-**	**-**	**1,500,000**	**-**	**-**	**4,500,000**	**-**	**6,000,000**

MIAMIBEACH

CITY OF MIAMI BEACH
FY 2021 - 2025 Capital Budget and 5-Year Capital Improvement Plan

I. General

LAKE PANCOAST MANGROVE PLANTER **ENVIRONMENTAL**

Project Number:	62819
Department:	ENVIRONMENT SUSTAINABILITY
Location:	MIDDLE BEACH
Description:	Complete permitting and construct a living shoreline along Indian Creek from 25 Street to 26 Street that provides improved air and water quality, creates coastal habitat, and meets the on-site mangrove mitigation requirements of the Indian Creek Flood Mitigation project.
Projected date range:	10/01/2018 to 09/30/2022

II. Cost Summary

Cost Summary	Previous Years	FY 2020/21	FY 2021/22	FY 2022/23	FY 2023/24	FY 2024/25	Future	Total
CONTRACTED SERVICES REPAIR	-	-	1,450,000	-	-	-	-	1,450,000
PROFESSIONAL SERVICES	30,000	-	-	-	-	-	-	30,000
Total:	**30,000**	**-**	**1,450,000**	**-**	**-**	**-**	**-**	**1,480,000**

III. Fund Summary

Fund Summary	Previous Years	FY 2020/21	FY 2021/22	FY 2022/23	FY 2023/24	FY 2024/25	Future	Total
302 PAY-AS-YOU-GO	30,000	-	1,450,000	-	-	-	-	1,480,000
Total:	**30,000**	**-**	**1,450,000**	**-**	**-**	**-**	**-**	**1,480,000**

MIAMIBEACH

CITY OF MIAMI BEACH
FY 2021 - 2025 Capital Budget and 5-Year Capital Improvement Plan

I. General

MAURICE GIBB SOIL REMEDIATION **ENVIRONMENTAL**

Project Number:	61920
Department:	CAPITAL IMPROVEMENT PROGRAM
Location:	MIDDLE BEACH
Description:	This project proposes to remove the contaminated soil in Maurice Gibb Park.
Projected date range:	10/01/2015 to 09/30/2022

II. Cost Summary

Cost Summary	Previous Years	FY 2020/21	FY 2021/22	FY 2022/23	FY 2023/24	FY 2024/25	Future	Total
CONSTRUCTION	800,000	-	-	-	-	-	-	800,000
OIG FUNDING	4,000	-	-	-	-	-	-	4,000
PROFESSIONAL SERVICES	288,000	-	-	-	-	-	-	288,000
Total:	**1,092,000**	**-**	**-**	**-**	**-**	**-**	**-**	**1,092,000**

III. Fund Summary

Fund Summary	Previous Years	FY 2020/21	FY 2021/22	FY 2022/23	FY 2023/24	FY 2024/25	Future	Total
302 PAY-AS-YOU-GO	896,000	-	-	-	-	-	-	896,000
366 PARKS AND REC. BEAUTIF. FUNDS	196,000	-	-	-	-	-	-	196,000
Total:	**1,092,000**	**-**	**-**	**-**	**-**	**-**	**-**	**1,092,000**

MIAMIBEACH

CITY OF MIAMI BEACH
FY 2021 - 2025 Capital Budget and 5-Year Capital Improvement Plan

I. General

MIDDLE BEACH REC. CORRIDOR PH III **ENVIRONMENTAL**

Project Number: 28070

Department: CAPITAL IMPROVEMENT PROGRAM

Location: MIDDLE BEACH

Description: The Middle Beach Recreational Corridor (MBRC) consists of the construction of approximately 3,500 linear feet of an on-grade pedestrian walkway and the demolition of the existing wooden boardwalk, City blocks in the middle coastal area of Miami Beach between 29th street to 45th street. The project will provide a connection to the beachwalk at 29th street to the southern boundary of the Eden Roc property (near 45th Street) and will serve as portion of the north/south connector in the larger Atlantic Greenway Network (AGN), which supports the development of alternative means of transportation throughout the City. The path will be constructed along the west side of the coastal dunes behind oceanfront properties. The path will be permitted in accordance with the Florida Department of Environmental Protection (FDEP) coastal construction regulations. Exotic dune vegetation will be removed and replaced with dune enhancements such as native dune vegetation species and beach compatible dune fill and irrigation systems will be provided for the landscaping. Path lighting will meet Florida Fish and Wildlife Commission's marine turtle nesting requirements. The City will pursue and negotiate contributions to the MBRC project from upland property owners. This project is also funded by GOB under project # 26819.

Projected date range: 10/01/2015 to 09/30/2021

II. Cost Summary

Cost Summary	Previous Years	FY 2020/21	FY 2021/22	FY 2022/23	FY 2023/24	FY 2024/25	Future	Total
CONSTRUCTION	1,764,824	-	-	-	-	-	-	1,764,824
CONSTRUCTION MANAGEMENT	332,003	-	-	-	-	-	-	332,003
DESIGN AND ENGINEERING	578,173	-	-	-	-	-	-	578,173
Total:	**2,675,000**	**-**	**-**	**-**	**-**	**-**	**-**	**2,675,000**

III. Fund Summary

Fund Summary	Previous Years	FY 2020/21	FY 2021/22	FY 2022/23	FY 2023/24	FY 2024/25	Future	Total
306 MB QUALITY OF LIFE RESO.TX 1%	2,675,000	-	-	-	-	-	-	2,675,000
Total:	**2,675,000**	**-**	**-**	**-**	**-**	**-**	**-**	**2,675,000**

MIAMIBEACH

CITY OF MIAMI BEACH
FY 2021 - 2025 Capital Budget and 5-Year Capital Improvement Plan

I. General

WATERWAY RESTORATION **ENVIRONMENTAL**

Project Number:	69520
Department:	ENVIRONMENT SUSTAINABILITY
Location:	CITIWIDE
Description:	Waterway restoration advanced funding for tranche 2 G.O. Bond project
Projected date range:	10/01/2019 to 09/30/2024

II. Cost Summary

Cost Summary	Previous Years	FY 2020/21	FY 2021/22	FY 2022/23	FY 2023/24	FY 2024/25	Future	Total
CONTRACTED SERVICES REPAIR	249,000	-	-	-	-	-	-	249,000
OIG FUNDING	1,000	-	-	-	-	-	-	1,000
Total:	**250,000**	**-**	**-**	**-**	**-**	**-**	**-**	**250,000**

III. Fund Summary

Fund Summary	Previous Years	FY 2020/21	FY 2021/22	FY 2022/23	FY 2023/24	FY 2024/25	Future	Total
302 PAY-AS-YOU-GO	250,000	-	-	-	-	-	-	250,000
Total:	**250,000**	**-**	**-**	**-**	**-**	**-**	**-**	**250,000**

MIAMIBEACH

CITY OF MIAMI BEACH
FY 2021 - 2025 Capital Budget and 5-Year Capital Improvement Plan

I. General

BLDG DEV PROCESS ENT SYSTEM **EQUIPMENT**

Project Number: 68450

Department: BUILDING

Location: CITYWIDE

Description: The Building Department is recommending modifying the scope of project "Building Development Process Enterprise System". As the City progresses in its implementation of Munis and to replace the City's current permitting and licensing system known as "Permits Plus" with "Energov", the Department has identified areas where scope changes would increase efficiency: (1) ability to purchase iPad Minis for the Inspectors and Compliance Officers involved in the Building Development Process which will streamline the issuance of building code violations as well as expedite the inspection process; (2) ability to purchase a payment kiosk for the new North Beach Satellite Office which will allow customers to pay for permits or violations by check or credit card in the lobby of the satellite office, thus avoiding a separate trip to City Hall; (3) ability to secure a plans management and tracking system for the Plan Review process such as bar codes or Quick Response (QR) code technology, to ensure the appropriate location and tracking of plans in the Plan Review process; and (4) ability to procure a mechanism to obtain feedback from the customers, constituents, business entities and visitors about their experience doing online transactions within the Citizen Access portal.

Projected date range: 10/01/2015 to 12/31/2020

II. Cost Summary

Cost Summary	Previous Years	FY 2020/21	FY 2021/22	FY 2022/23	FY 2023/24	FY 2024/25	Future	Total
CAPITALIZED ITEMS FIXED ASSETS	498,095	-	-	-	-	-	-	498,095
CONTRACTED SERVICES REPAIR	39,477	-	-	-	-	-	-	39,477
EQUIPMENT	1,051,347	-	-	-	-	-	-	1,051,347
OIG FUNDING	1,000	-	-	-	-	-	-	1,000
OTHER SUPPLIES	46,892	-	-	-	-	-	-	46,892
PROFESSIONAL SERVICES	21,657	-	-	-	-	-	-	21,657
Total:	**1,658,468**	**-**	**-**	**-**	**-**	**-**	**-**	**1,658,468**

III. Fund Summary

Fund Summary	Previous Years	FY 2020/21	FY 2021/22	FY 2022/23	FY 2023/24	FY 2024/25	Future	Total
550 COMMUNICATIONS FUND	1,600,000	-	-	-	-	-	-	1,600,000
552 INFO & COMMUNICATIONS TECH	58,468	-	-	-	-	-	-	58,468
Total:	**1,658,468**	**-**	**-**	**-**	**-**	**-**	**-**	**1,658,468**

MIAMIBEACH

CITY OF MIAMI BEACH
FY 2021 - 2025 Capital Budget and 5-Year Capital Improvement Plan

I. General

COLONY THEATER-SOUND AND VIDEO **EQUIPMENT**

Project Number:	66720
Department:	PROPERTY MANAGEMENT
Location:	SOUTH BEACH
Description:	Current sound and video system are outdated.
Projected date range:	10/01/2021 to 09/30/2022

II. Cost Summary

Cost Summary	Previous Years	FY 2020/21	FY 2021/22	FY 2022/23	FY 2023/24	FY 2024/25	Future	Total
EQUIPMENT	-	-	100,000	-	-	-	-	100,000
Total:	**-**	**-**	**100,000**	**-**	**-**	**-**	**-**	**100,000**

III. Fund Summary

Fund Summary	Previous Years	FY 2020/21	FY 2021/22	FY 2022/23	FY 2023/24	FY 2024/25	Future	Total
125 CAPITAL RENEWAL & REPLACEMENT	-	-	100,000	-	-	-	-	100,000
Total:	**-**	**-**	**100,000**	**-**	**-**	**-**	**-**	**100,000**

MIAMIBEACH

CITY OF MIAMI BEACH
FY 2021 - 2025 Capital Budget and 5-Year Capital Improvement Plan

I. General

CONV.CNTR FOOD & BEVERAGE FF&E **EQUIPMENT**

Project Number: 65018

Department: TOURISM & CULTURAL DEPARTMENT

Location: SOUTH BEACH

Description: The addition of the Grand Ballroom and Sunset Vista Ballroom, as well as the significantly expanded meeting space, requires more than double the existing food and beverage FF&E inventory. There is also a need to replace the existing inventory in order to have uniformed food and beverage ware. Activation of unique spaces, such as the Sunset Vista Ballroom, will require the purchase of specific equipment, currently not within the existing inventory, and the replacement of obsolete equipment.

Projected date range: 07/27/2018 to 09/30/2021

II. Cost Summary

Cost Summary	Previous Years	FY 2020/21	FY 2021/22	FY 2022/23	FY 2023/24	FY 2024/25	Future	Total
FURNITURE, FIXTURES, EQUIPMENT	24,985	-	-	-	-	-	-	24,985
OTHER SUPPLIES	2,778,015	-	-	-	-	-	-	2,778,015
Total:	**2,803,000**	**-**	**-**	**-**	**-**	**-**	**-**	**2,803,000**

III. Fund Summary

Fund Summary	Previous Years	FY 2020/21	FY 2021/22	FY 2022/23	FY 2023/24	FY 2024/25	Future	Total
440 CONVENTION CENTER OPERATIONS	2,803,000	-	-	-	-	-	-	2,803,000
Total:	**2,803,000**	**-**	**-**	**-**	**-**	**-**	**-**	**2,803,000**

MIAMIBEACH

CITY OF MIAMI BEACH
FY 2021 - 2025 Capital Budget and 5-Year Capital Improvement Plan

I. General

ENT. SHAREPOINT IMPLEMENTATION **EQUIPMENT**

Project Number: 62680

Department: IT SUPPORT

Location: CITYWIDE

Description: This project would implement Microsoft Sharepoint, a popular collaboration and work flow tool, on an enterprise basis and make it available to City departments for their use. For example, if several departments are working on a common initiative, a website can be created in Sharepoint that allows for document sharing, automated work flows, and access to information by everyone on the team. One of the first anticipated uses of Sharepoint would be to help coordinate Emergency Management activities across the organization and outside agencies.

Projected date range: 10/01/2015 to 12/31/2020

II. Cost Summary

Cost Summary	Previous Years	FY 2020/21	FY 2021/22	FY 2022/23	FY 2023/24	FY 2024/25	Future	Total
CONTRACT MAINTENANCE	10,607	-	-	-	-	-	-	10,607
EQUIPMENT	79,393	-	-	-	-	-	-	79,393
Total:	**90,000**	**-**	**-**	**-**	**-**	**-**	**-**	**90,000**

III. Fund Summary

Fund Summary	Previous Years	FY 2020/21	FY 2021/22	FY 2022/23	FY 2023/24	FY 2024/25	Future	Total
552 INFO & COMMUNICATIONS TECH	90,000	-	-	-	-	-	-	90,000
Total:	**90,000**	**-**	**-**	**-**	**-**	**-**	**-**	**90,000**

MIAMIBEACH

CITY OF MIAMI BEACH
FY 2021 - 2025 Capital Budget and 5-Year Capital Improvement Plan

I. General

ENTERTAINMENT DISTRICT CAMERAS **EQUIPMENT**

Project Number:	22118
Department:	POLICE CHIEF OFFICE
Location:	SOUTH BEACH
Description:	Mixed entertainment district cameras.
Projected date range:	10/01/2017 to 09/30/2022

II. Cost Summary

Cost Summary	Previous Years	FY 2020/21	FY 2021/22	FY 2022/23	FY 2023/24	FY 2024/25	Future	Total
EQUIPMENT	169,000	-	-	-	-	-	-	169,000
OIG FUNDING	1,000	-	-	-	-	-	-	1,000
Total:	**170,000**	**-**	**-**	**-**	**-**	**-**	**-**	**170,000**

III. Fund Summary

Fund Summary	Previous Years	FY 2020/21	FY 2021/22	FY 2022/23	FY 2023/24	FY 2024/25	Future	Total
305 SB QUALITY OF LIFE REST.TAX 1%	170,000	-	-	-	-	-	-	170,000
Total:	**170,000**	**-**	**-**	**-**	**-**	**-**	**-**	**170,000**

MIAMIBEACH

CITY OF MIAMI BEACH
FY 2021 - 2025 Capital Budget and 5-Year Capital Improvement Plan

I. General

EXPANSION OF CITY WIDE SURVEILLANCE **EQUIPMENT**

Project Number: 20297

Department: POLICE CHIEF OFFICE

Location: CITYWIDE

Description: This Capital Project is being sought in order to continue the expansion of the Miami Beach Police Department's citywide camera project. If granted, these funds would be used to install 20 cameras at predetermined locations identified via crime analysis and/or other areas deemed necessary for the operational efficiency and effective use of our resources. These cameras would be used to complement other resources, aide in investigations, provide situational awareness during "High Impact Weekends" and provide overall assessments of real time data to senior leaders and mid level managers within all areas of the police department and city staff.

Projected date range: 10/01/2016 to 09/30/2021

II. Cost Summary

Cost Summary	Previous Years	FY 2020/21	FY 2021/22	FY 2022/23	FY 2023/24	FY 2024/25	Future	Total
EQUIPMENT	180,000	-	-	-	-	-	-	180,000
Total:	**180,000**	**-**	**-**	**-**	**-**	**-**	**-**	**180,000**

III. Fund Summary

Fund Summary	Previous Years	FY 2020/21	FY 2021/22	FY 2022/23	FY 2023/24	FY 2024/25	Future	Total
351 REALLOC. FUNDS-OTHER CAP. PROJ	180,000	-	-	-	-	-	-	180,000
Total:	**180,000**	**-**	**-**	**-**	**-**	**-**	**-**	**180,000**

MIAMIBEACH

CITY OF MIAMI BEACH
FY 2021 - 2025 Capital Budget and 5-Year Capital Improvement Plan

I. General

FIRE STATION 3 EMERGENCY GENERATOR **EQUIPMENT**

Project Number:	60057
Department:	PROPERTY MANAGEMENT
Location:	MIDDLE BEACH
Description:	The emergency generator set is near the end of it's life expectancy. The weatherproof enclosure is rusted ,along with the base tank and control panel. Replacement with a corrosion resistant enclosure is recommended.
Projected date range:	10/01/2016 to 12/31/2020

II. Cost Summary

Cost Summary	Previous Years	FY 2020/21	FY 2021/22	FY 2022/23	FY 2023/24	FY 2024/25	Future	Total
CONTRACTED SERVICES REPAIR	1,069	-	-	-	-	-	-	1,069
EQUIPMENT	24,131	-	-	-	-	-	-	24,131
MACHINERY & EQUIPMENT	100,000	-	-	-	-	-	-	100,000
Total:	**125,200**	**-**	**-**	**-**	**-**	**-**	**-**	**125,200**

III. Fund Summary

Fund Summary	Previous Years	FY 2020/21	FY 2021/22	FY 2022/23	FY 2023/24	FY 2024/25	Future	Total
125 CAPITAL RENEWAL & REPLACEMENT	25,200	-	-	-	-	-	-	25,200
382 2003 G.O. BONDS-FIRE SAFETY	100,000	-	-	-	-	-	-	100,000
Total:	**125,200**	**-**	**-**	**-**	**-**	**-**	**-**	**125,200**

MIAMIBEACH

CITY OF MIAMI BEACH
FY 2021 - 2025 Capital Budget and 5-Year Capital Improvement Plan

I. General

FIRE STATION 4 SECURITY ENHANCEMENT **EQUIPMENT**

Project Number:	23118
Department:	PROPERTY MANAGEMENT
Location:	NORTH BEACH
Description:	Design and installation of new light poles and new cameras at fire station # 4
Projected date range:	10/31/2017 to 12/31/2020

II. Cost Summary

Cost Summary	Previous Years	FY 2020/21	FY 2021/22	FY 2022/23	FY 2023/24	FY 2024/25	Future	Total
CONSTRUCTION	44,289	-	-	-	-	-	-	44,289
DESIGN AND ENGINEERING	6,394	-	-	-	-	-	-	6,394
Total:	**50,683**	**-**	**-**	**-**	**-**	**-**	**-**	**50,683**

III. Fund Summary

Fund Summary	Previous Years	FY 2020/21	FY 2021/22	FY 2022/23	FY 2023/24	FY 2024/25	Future	Total
302 PAY-AS-YOU-GO	50,683	-	-	-	-	-	-	50,683
Total:	**50,683**	**-**	**-**	**-**	**-**	**-**	**-**	**50,683**

MIAMIBEACH

CITY OF MIAMI BEACH
FY 2021 - 2025 Capital Budget and 5-Year Capital Improvement Plan

I. General

FLEET MGMT-GENERATOR TRNSFR SWITCH **EQUIPMENT**

Project Number:	60020
Department:	PROPERTY MANAGEMENT
Location:	SOUTH BEACH
Description:	Installation of generator transfer switch that will provide power in case of a power outage.
Projected date range:	10/01/2020 to 09/30/2021

II. Cost Summary

Cost Summary	Previous Years	FY 2020/21	FY 2021/22	FY 2022/23	FY 2023/24	FY 2024/25	Future	Total
CONTRACTED SERVICES REPAIR	-	99,502	-	-	-	-	-	99,502
OIG FUNDING	-	498	-	-	-	-	-	498
Total:	**-**	**100,000**	**-**	**-**	**-**	**-**	**-**	**100,000**

III. Fund Summary

Fund Summary	Previous Years	FY 2020/21	FY 2021/22	FY 2022/23	FY 2023/24	FY 2024/25	Future	Total
302 PAY-AS-YOU-GO	-	100,000	-	-	-	-	-	100,000
Total:	**-**	**100,000**	**-**	**-**	**-**	**-**	**-**	**100,000**

MIAMIBEACH

CITY OF MIAMI BEACH
FY 2021 - 2025 Capital Budget and 5-Year Capital Improvement Plan

I. General

FY16 VEHICLE EQUIPMENT REPLACEMENT **EQUIPMENT**

Project Number:	67150
Department:	FLEET MANAGEMENT
Location:	CITYWIDE
Description:	Vehicles and equipment replacement.
Projected date range:	10/01/2015 to 12/31/2020

II. Cost Summary

Cost Summary	Previous Years	FY 2020/21	FY 2021/22	FY 2022/23	FY 2023/24	FY 2024/25	Future	Total
MOTOR VEHICLES	5,029,429	-	-	-	-	-	-	5,029,429
OIG FUNDING	1,000	-	-	-	-	-	-	1,000
OTHER SUPPLIES	79,571	-	-	-	-	-	-	79,571
Total:	**5,110,000**	**-**	**-**	**-**	**-**	**-**	**-**	**5,110,000**

III. Fund Summary

Fund Summary	Previous Years	FY 2020/21	FY 2021/22	FY 2022/23	FY 2023/24	FY 2024/25	Future	Total
510 FLEET MANAGEMENT FUND	5,110,000	-	-	-	-	-	-	5,110,000
Total:	**5,110,000**	**-**	**-**	**-**	**-**	**-**	**-**	**5,110,000**

MIAMIBEACH

CITY OF MIAMI BEACH
FY 2021 - 2025 Capital Budget and 5-Year Capital Improvement Plan

I. General

FY18 VEHICLE/EQUIPMENT REPLACEMENT **EQUIPMENT**

Project Number:	60058
Department:	FLEET MANAGEMENT
Location:	CITYWIDE
Description:	Vehicle and equipment replacement FY 2018
Projected date range:	10/01/2017 to 12/31/2020

II. Cost Summary

Cost Summary	Previous Years	FY 2020/21	FY 2021/22	FY 2022/23	FY 2023/24	FY 2024/25	Future	Total
MOTOR VEHICLES	2,320,844	-	-	-	-	-	-	2,320,844
OTHER SUPPLIES	186,156	-	-	-	-	-	-	186,156
Total:	**2,507,000**	**-**	**-**	**-**	**-**	**-**	**-**	**2,507,000**

III. Fund Summary

Fund Summary	Previous Years	FY 2020/21	FY 2021/22	FY 2022/23	FY 2023/24	FY 2024/25	Future	Total
510 FLEET MANAGEMENT FUND	2,507,000	-	-	-	-	-	-	2,507,000
Total:	**2,507,000**	**-**	**-**	**-**	**-**	**-**	**-**	**2,507,000**

MIAMIBEACH

CITY OF MIAMI BEACH
FY 2021 - 2025 Capital Budget and 5-Year Capital Improvement Plan

I. General

FY19 VEHICLE/EQUIPMENT REPLACEMENT **EQUIPMENT**

Project Number:	65119
Department:	FLEET MANAGEMENT
Location:	CITYWIDE
Description:	Vehicle and equipment replacement
Projected date range:	10/01/2018 to 12/31/2020

II. Cost Summary

Cost Summary	Previous Years	FY 2020/21	FY 2021/22	FY 2022/23	FY 2023/24	FY 2024/25	Future	Total
MOTOR VEHICLES	2,912,282	-	-	-	-	-	-	2,912,282
OIG FUNDING	2,000	-	-	-	-	-	-	2,000
OTHER OPERATING	21,743	-	-	-	-	-	-	21,743
OTHER SUPPLIES	93,975	-	-	-	-	-	-	93,975
Total:	**3,030,000**	**-**	**-**	**-**	**-**	**-**	**-**	**3,030,000**

III. Fund Summary

Fund Summary	Previous Years	FY 2020/21	FY 2021/22	FY 2022/23	FY 2023/24	FY 2024/25	Future	Total
510 FLEET MANAGEMENT FUND	3,030,000	-	-	-	-	-	-	3,030,000
Total:	**3,030,000**	**-**	**-**	**-**	**-**	**-**	**-**	**3,030,000**

MIAMIBEACH

CITY OF MIAMI BEACH
FY 2021 - 2025 Capital Budget and 5-Year Capital Improvement Plan

I. General

FY20 VEHICLE/EQUIPMENT REPLACEMENT **EQUIPMENT**

Project Number:	60417
Department:	FLEET MANAGEMENT
Location:	CITYWIDE
Description:	FY 2020 Vehicle replacement
Projected date range:	10/01/2019 to 12/31/2020

II. Cost Summary

Cost Summary	Previous Years	FY 2020/21	FY 2021/22	FY 2022/23	FY 2023/24	FY 2024/25	Future	Total
MOTOR VEHICLES	7,444,786	-	-	-	-	-	-	7,444,786
OIG FUNDING	18,000	-	-	-	-	-	-	18,000
OTHER SUPPLIES	5,214	-	-	-	-	-	-	5,214
Total:	**7,468,000**	**-**	**-**	**-**	**-**	**-**	**-**	**7,468,000**

III. Fund Summary

Fund Summary	Previous Years	FY 2020/21	FY 2021/22	FY 2022/23	FY 2023/24	FY 2024/25	Future	Total
510 FLEET MANAGEMENT FUND	7,468,000	-	-	-	-	-	-	7,468,000
Total:	**7,468,000**	**-**	**-**	**-**	**-**	**-**	**-**	**7,468,000**

MIAMIBEACH

CITY OF MIAMI BEACH
FY 2021 - 2025 Capital Budget and 5-Year Capital Improvement Plan

I. General

FY21 VEHICLE/EQUIPMENT REPLACEMENT **EQUIPMENT**

Project Number:	63421
Department:	FLEET MANAGEMENT
Location:	CITYWIDE
Description:	FY21 vehicle replacement
Projected date range:	10/01/2020 to 09/30/2021

II. Cost Summary

Cost Summary	Previous Years	FY 2020/21	FY 2021/22	FY 2022/23	FY 2023/24	FY 2024/25	Future	Total
MOTOR VEHICLES	-	9,968,000	-	-	-	-	-	9,968,000
Total:	**-**	**9,968,000**	**-**	**-**	**-**	**-**	**-**	**9,968,000**

III. Fund Summary

Fund Summary	Previous Years	FY 2020/21	FY 2021/22	FY 2022/23	FY 2023/24	FY 2024/25	Future	Total
510 FLEET MANAGEMENT FUND	-	9,968,000	-	-	-	-	-	9,968,000
Total:	**-**	**9,968,000**	**-**	**-**	**-**	**-**	**-**	**9,968,000**

MIAMIBEACH

CITY OF MIAMI BEACH
FY 2021 - 2025 Capital Budget and 5-Year Capital Improvement Plan

I. General

FY22 VEHICLE/EQUIPMENT REPLACEMENT **EQUIPMENT**

Project Number:	61122
Department:	FLEET MANAGEMENT
Location:	CITYWIDE
Description:	FY22 Vehicle replacement
Projected date range:	10/01/2021 to 09/30/2022

II. Cost Summary

Cost Summary	Previous Years	FY 2020/21	FY 2021/22	FY 2022/23	FY 2023/24	FY 2024/25	Future	Total
MOTOR VEHICLES	-	-	11,992,000	-	-	-	-	11,992,000
Total:	**-**	**-**	**11,992,000**	**-**	**-**	**-**	**-**	**11,992,000**

III. Fund Summary

Fund Summary	Previous Years	FY 2020/21	FY 2021/22	FY 2022/23	FY 2023/24	FY 2024/25	Future	Total
510 FLEET MANAGEMENT FUND	-	-	11,992,000	-	-	-	-	11,992,000
Total:	**-**	**-**	**11,992,000**	**-**	**-**	**-**	**-**	**11,992,000**

MIAMIBEACH

CITY OF MIAMI BEACH
FY 2021 - 2025 Capital Budget and 5-Year Capital Improvement Plan

I. General

FY23 VEHICLE/EQUIPMENT REPLACEMENT **EQUIPMENT**

Project Number:	61723
Department:	FLEET MANAGEMENT
Location:	CITYWIDE
Description:	FY23 vehicle replacement
Projected date range:	10/01/2022 to 09/30/2023

II. Cost Summary

Cost Summary	Previous Years	FY 2020/21	FY 2021/22	FY 2022/23	FY 2023/24	FY 2024/25	Future	Total
MOTOR VEHICLES	-	-	-	5,906,000	-	-	-	5,906,000
Total:	**-**	**-**	**-**	**5,906,000**	**-**	**-**	**-**	**5,906,000**

III. Fund Summary

Fund Summary	Previous Years	FY 2020/21	FY 2021/22	FY 2022/23	FY 2023/24	FY 2024/25	Future	Total
510 FLEET MANAGEMENT FUND	-	-	-	5,906,000	-	-	-	5,906,000
Total:	**-**	**-**	**-**	**5,906,000**	**-**	**-**	**-**	**5,906,000**

MIAMIBEACH

CITY OF MIAMI BEACH
FY 2021 - 2025 Capital Budget and 5-Year Capital Improvement Plan

I. General

FY24 VEHICLE/EQUIPMENT REPLACEMENT **EQUIPMENT**

Project Number:	61424
Department:	FLEET MANAGEMENT
Location:	CITYWIDE
Description:	FY24 vehicle replacement
Projected date range:	10/01/2023 to 09/30/2024

II. Cost Summary

Cost Summary	Previous Years	FY 2020/21	FY 2021/22	FY 2022/23	FY 2023/24	FY 2024/25	Future	Total
MOTOR VEHICLES	-	-	-	-	5,334,000	-	-	5,334,000
Total:	**-**	**-**	**-**	**-**	**5,334,000**	**-**	**-**	**5,334,000**

III. Fund Summary

Fund Summary	Previous Years	FY 2020/21	FY 2021/22	FY 2022/23	FY 2023/24	FY 2024/25	Future	Total
510 FLEET MANAGEMENT FUND	-	-	-	-	5,334,000	-	-	5,334,000
Total:	**-**	**-**	**-**	**-**	**5,334,000**	**-**	**-**	**5,334,000**

MIAMIBEACH

CITY OF MIAMI BEACH
FY 2021 - 2025 Capital Budget and 5-Year Capital Improvement Plan

I. General

FY25 VEHICLE/EQUIPMENT REPLACEMENT **EQUIPMENT**

Project Number:	60425
Department:	FLEET MANAGEMENT
Location:	CITYWIDE
Description:	FY25 VEHICLE/EQUIPMENT REPLACEMENT
Projected date range:	10/01/2024 to 09/30/2025

II. Cost Summary

Cost Summary	Previous Years	FY 2020/21	FY 2021/22	FY 2022/23	FY 2023/24	FY 2024/25	Future	Total
MOTOR VEHICLES	-	-	-	-	-	3,622,000	-	3,622,000
Total:	**-**	**-**	**-**	**-**	**-**	**3,622,000**	**-**	**3,622,000**

III. Fund Summary

Fund Summary	Previous Years	FY 2020/21	FY 2021/22	FY 2022/23	FY 2023/24	FY 2024/25	Future	Total
510 FLEET MANAGEMENT FUND	-	-	-	-	-	3,622,000	-	3,622,000
Total:	**-**	**-**	**-**	**-**	**-**	**3,622,000**	**-**	**3,622,000**

MIAMIBEACH

CITY OF MIAMI BEACH
FY 2021 - 2025 Capital Budget and 5-Year Capital Improvement Plan

I. General

GO#47: LICENSE PLATE READERS **EQUIPMENT**

Project Number:	28519
Department:	POLICE CHIEF OFFICE
Location:	CITYWIDE
Description:	Install advanced software recognition technology and License Plate Readers to additional strategic locations across the city to aid crime-prevention efforts.
Projected date range:	03/06/2019 to 09/30/2022

II. Cost Summary

Cost Summary	Previous Years	FY 2020/21	FY 2021/22	FY 2022/23	FY 2023/24	FY 2024/25	Future	Total
EQUIPMENT	1,911,360	-	-	-	-	-	-	1,911,360
OIG FUNDING	9,000	-	-	-	-	-	-	9,000
PROGRAM MANAGEMENT	29,640	-	-	-	-	-	-	29,640
Total:	**1,950,000**	**-**	**-**	**-**	**-**	**-**	**-**	**1,950,000**

III. Fund Summary

Fund Summary	Previous Years	FY 2020/21	FY 2021/22	FY 2022/23	FY 2023/24	FY 2024/25	Future	Total
392 2019 GO BONDS - PUBLIC SAFETY	1,950,000	-	-	-	-	-	-	1,950,000
Total:	**1,950,000**	**-**	**-**	**-**	**-**	**-**	**-**	**1,950,000**

MIAMIBEACH

CITY OF MIAMI BEACH
FY 2021 - 2025 Capital Budget and 5-Year Capital Improvement Plan

I. General

GO#49: PUBLIC SAFETY RADIO SYSTEM **EQUIPMENT**

Project Number:	23119
Department:	PUBLIC SAFETY COMMUNICATIONS
Location:	CITYWIDE
Description:	Replace the city's outdated Motorola analog radio system with a new Harris Corporation satellite radio system, giving first responders access to a state-of-the-art emergency communications technology network with high tech functions such as seamless interoperability and encrypted data.
Projected date range:	10/01/2017 to 09/30/2021

II. Cost Summary

Cost Summary	Previous Years	FY 2020/21	FY 2021/22	FY 2022/23	FY 2023/24	FY 2024/25	Future	Total
EQUIPMENT	10,224,080	-	-	-	-	-	-	10,224,080
PROGRAM MANAGEMENT	143,638	-	-	-	-	-	-	143,638
Total:	**10,367,718**	**-**	**-**	**-**	**-**	**-**	**-**	**10,367,718**

III. Fund Summary

Fund Summary	Previous Years	FY 2020/21	FY 2021/22	FY 2022/23	FY 2023/24	FY 2024/25	Future	Total
392 2019 GO BONDS - PUBLIC SAFETY	9,700,000	-	-	-	-	-	-	9,700,000
550 COMMUNICATIONS FUND	667,718	-	-	-	-	-	-	667,718
Total:	**10,367,718**	**-**	**-**	**-**	**-**	**-**	**-**	**10,367,718**

MIAMIBEACH

CITY OF MIAMI BEACH
FY 2021 - 2025 Capital Budget and 5-Year Capital Improvement Plan

I. General

GO#50: CAMERAS- BUSINESS DIST. **EQUIPMENT**

Project Number: 68819

Department: POLICE CHIEF OFFICE

Location: CITYWIDE

Description: Enhance public safety and monitor security in primary business corridors by installing new security cameras to areas along Alton Road, 41st Street and 71st Street.

Projected date range: 02/13/2019 to 09/30/2022

II. Cost Summary

Cost Summary	Previous Years	FY 2020/21	FY 2021/22	FY 2022/23	FY 2023/24	FY 2024/25	Future	Total
EQUIPMENT	646,304	-	-	-	-	-	-	646,304
MOTOR VEHICLES	162,157	-	-	-	-	-	-	162,157
OIG FUNDING	4,000	-	-	-	-	-	-	4,000
PROGRAM MANAGEMENT	12,539	-	-	-	-	-	-	12,539
Total:	**825,000**	**-**	**-**	**-**	**-**	**-**	**-**	**825,000**

III. Fund Summary

Fund Summary	Previous Years	FY 2020/21	FY 2021/22	FY 2022/23	FY 2023/24	FY 2024/25	Future	Total
392 2019 GO BONDS - PUBLIC SAFETY	825,000	-	-	-	-	-	-	825,000
Total:	**825,000**	**-**	**-**	**-**	**-**	**-**	**-**	**825,000**

MIAMIBEACH

CITY OF MIAMI BEACH
FY 2021 - 2025 Capital Budget and 5-Year Capital Improvement Plan

I. General

GO#56: CAMERAS- BEACHWALK **EQUIPMENT**

Project Number:	69119
Department:	POLICE CHIEF OFFICE
Location:	SOUTH BEACH
Description:	Improve public safety for residents and visitors between 14th Place to 23rd Street by installing several new security cameras along the pedestrian beachwalk path.
Projected date range:	02/13/2019 to 09/30/2022

II. Cost Summary

Cost Summary	Previous Years	FY 2020/21	FY 2021/22	FY 2022/23	FY 2023/24	FY 2024/25	Future	Total
CONSTRUCTION	692,420	-	-	-	-	-	-	692,420
OIG FUNDING	1,500	-	-	-	-	-	-	1,500
PROGRAM MANAGEMENT	6,080	-	-	-	-	-	-	6,080
Total:	**700,000**	**-**	**-**	**-**	**-**	**-**	**-**	**700,000**

III. Fund Summary

Fund Summary	Previous Years	FY 2020/21	FY 2021/22	FY 2022/23	FY 2023/24	FY 2024/25	Future	Total
392 2019 GO BONDS - PUBLIC SAFETY	700,000	-	-	-	-	-	-	700,000
Total:	**700,000**	**-**	**-**	**-**	**-**	**-**	**-**	**700,000**

MIAMIBEACH

CITY OF MIAMI BEACH
FY 2021 - 2025 Capital Budget and 5-Year Capital Improvement Plan

I. General

GO#57: CAMERAS- ENTERTAINMENT DIST. **EQUIPMENT**

Project Number:	22819
Department:	POLICE CHIEF OFFICE
Location:	SOUTH BEACH
Description:	Improve public safety in the Entertainment District by adding several additional security cameras along Collins and Washington Avenues between 5th Street and 17th Street.
Projected date range:	03/06/2019 to 09/30/2022

II. Cost Summary

Cost Summary	Previous Years	FY 2020/21	FY 2021/22	FY 2022/23	FY 2023/24	FY 2024/25	Future	Total
EQUIPMENT	1,461,352	-	-	-	-	-	-	1,461,352
OIG FUNDING	6,000	-	-	-	-	-	-	6,000
PROGRAM MANAGEMENT	22,648	-	-	-	-	-	-	22,648
Total:	**1,490,000**	**-**	**-**	**-**	**-**	**-**	**-**	**1,490,000**

III. Fund Summary

Fund Summary	Previous Years	FY 2020/21	FY 2021/22	FY 2022/23	FY 2023/24	FY 2024/25	Future	Total
392 2019 GO BONDS - PUBLIC SAFETY	1,490,000	-	-	-	-	-	-	1,490,000
Total:	**1,490,000**	**-**	**-**	**-**	**-**	**-**	**-**	**1,490,000**

MIAMIBEACH

CITY OF MIAMI BEACH
FY 2021 - 2025 Capital Budget and 5-Year Capital Improvement Plan

I. General

MBPD CAMERA SYSTEM UPGRADES **EQUIPMENT**

Project Number: 20307

Department: POLICE CHIEF OFFICE

Location: CITYWIDE

Description: In FY15/16 the MBPD was allocated $110,000.00 out of confiscation funds to retrofit and upgrade the existing camera system within the MBPD as well as off-site facilities. The amount requested was based upon a quote provided by a vendor who had an existing contract with the city. Since the original estimate it has become evident the company that provided the quote would not be able to provide the installation for several reasons. This capital request is based on a newer quote. The scope of the project is to outfit MBPD facilities with state of the art cameras that are IP based. This system will ensure MBPD facilities have surveillance cameras that meet Florida records retention schedule as required by the Florida Administrative Code.

Projected date range: 10/01/2016 to 12/31/2020

II. Cost Summary

Cost Summary	Previous Years	FY 2020/21	FY 2021/22	FY 2022/23	FY 2023/24	FY 2024/25	Future	Total
EQUIPMENT	64,000	-	-	-	-	-	-	64,000
Total:	**64,000**	**-**	**-**	**-**	**-**	**-**	**-**	**64,000**

III. Fund Summary

Fund Summary	Previous Years	FY 2020/21	FY 2021/22	FY 2022/23	FY 2023/24	FY 2024/25	Future	Total
302 PAY-AS-YOU-GO	64,000	-	-	-	-	-	-	64,000
Total:	**64,000**	**-**	**-**	**-**	**-**	**-**	**-**	**64,000**

MIAMIBEACH

CITY OF MIAMI BEACH
FY 2021 - 2025 Capital Budget and 5-Year Capital Improvement Plan

I. General

MBPD OFF-DUTY EMPLOYMENT SOFTWARE **EQUIPMENT**

Project Number: 61790

Department: POLICE CHIEF OFFICE

Location: CITYWIDE

Description: Replace the existing program with a program that has the ability to automatically accept digital information from an off-duty pay slip. Develop an off-duty pay slip where information can be digitally transferred directly from the slip to an off-duty tracker type program. Develop a program which would allow the migration/integration of the off-duty payroll process, finance process and related off-duty administrative functions into one system. Desired functions include: track hours worked by personnel on a payroll week basis (Monday-Sunday), create invoices for each job, recognize personnel time off/sick time use when computing off-duty hours worked, classify personnel (rank, reserves & sworn/non-sworn), track personnel's off duty hours (by daily, weekly & monthly), track duplicate entries (pyramiding/court attendance), information on hours, time, location of jobs worked by a particular person, reconcile total amount due for each job, and perform automatic audit of hours. The system must provide search and reporting capabilities. The system must also provide an electronic web based posting board which would allow the Off-Duty Office and/or job coordinators to post available jobs. Personnel would log-in securely and view/search for jobs they might sign up for. Personnel would select jobs they are available to work and the Off-Duty Office and/or job coordinator would select the person who will work the job. The system would provide the person selected notification they have the job. The system would allow for details about the job to be included in the posting (hours, who they report to, expectation, radio channel, emergency contact, etc.). This will alleviate the current burden on our email system which is being used for this purpose. Note, the MBPD Off-Duty Office also handles these responsibilities for the Parking Department; the Fire-Rescue Department handles their own. The system should have the capability of handling other departments and maintain segregation between them via firewalls, user names and passwords, or be housed on separate servers. All departments should have the capability of pushing data to Eden (payroll system) separately from each other.

Projected date range: 10/01/2015 to 12/31/2020

II. Cost Summary

Cost Summary	Previous Years	FY 2020/21	FY 2021/22	FY 2022/23	FY 2023/24	FY 2024/25	Future	Total
CONTRACTED SERVICES REPAIR	24,929	-	-	-	-	-	-	24,929
EQUIPMENT	35,071	-	-	-	-	-	-	35,071
Total:	**60,000**	**-**	**-**	**-**	**-**	**-**	**-**	**60,000**

III. Fund Summary

Fund Summary	Previous Years	FY 2020/21	FY 2021/22	FY 2022/23	FY 2023/24	FY 2024/25	Future	Total
552 INFO & COMMUNICATIONS TECH	60,000	-	-	-	-	-	-	60,000
Total:	**60,000**	**-**	**-**	**-**	**-**	**-**	**-**	**60,000**

MIAMIBEACH

CITY OF MIAMI BEACH
FY 2021 - 2025 Capital Budget and 5-Year Capital Improvement Plan

I. General

MUNIS / ENERGOV/ ERP PR **EQUIPMENT**

Project Number:	64718
Department:	IT SUPPORT
Location:	CITYWIDE
Description:	Cost related to Tyler products post implementation. Previous project # was 29000.
Projected date range:	06/28/2018 to 12/31/2020

II. Cost Summary

Cost Summary	Previous Years	FY 2020/21	FY 2021/22	FY 2022/23	FY 2023/24	FY 2024/25	Future	Total
CONTRACT MAINTENANCE	27,601	-	-	-	-	-	-	27,601
PROFESSIONAL SERVICES	654,788	-	-	-	-	-	-	654,788
TRAVEL	776	-	-	-	-	-	-	776
Total:	**683,165**	**-**	**-**	**-**	**-**	**-**	**-**	**683,165**

III. Fund Summary

Fund Summary	Previous Years	FY 2020/21	FY 2021/22	FY 2022/23	FY 2023/24	FY 2024/25	Future	Total
301 CAP. PROJ. NOT FINANCED BY BON	683,165	-	-	-	-	-	-	683,165
Total:	**683,165**	**-**	**-**	**-**	**-**	**-**	**-**	**683,165**

MIAMIBEACH

CITY OF MIAMI BEACH
FY 2021 - 2025 Capital Budget and 5-Year Capital Improvement Plan

I. General

OCEAN RESCUE 79TH SUB HEADQUARTERS **EQUIPMENT**

Project Number: 20417

Department: CAPITAL IMPROVEMENT PROGRAM

Location: NORTH BEACH

Description: Ocean Rescue uses the trailer located at 79th and Collins Avenue (in the City owned parking lot) as its northern sub-headquarters; serving as the reporting base for approximately 15-20 lifeguards. This trailer was initially installed in 2001 during the replacement of Fire Station #4 at 69 Street and Indian Creek. The trailer is 15 years old and it
needs replacement. The existing trailer is a triple-wide and it will be replaced by an air conditioned double-wide trailer, with two ADA bathrooms, kitchen, office, ladies' and men's locker room and ADA accessible entry. The scope of work will consist of the demolition and removal of the existing trailer, disconnection of utilities, purchase and delivery of the new trailer, adjustments to existing canopy and utility connections to provide power, telecommunications, water and sewer as necessary.

Projected date range: 10/01/2016 to 12/31/2020

II. Cost Summary

Cost Summary	Previous Years	FY 2020/21	FY 2021/22	FY 2022/23	FY 2023/24	FY 2024/25	Future	Total
EQUIPMENT	168,000	-	-	-	-	-	-	168,000
Total:	**168,000**	**-**	**-**	**-**	**-**	**-**	**-**	**168,000**

III. Fund Summary

Fund Summary	Previous Years	FY 2020/21	FY 2021/22	FY 2022/23	FY 2023/24	FY 2024/25	Future	Total
302 PAY-AS-YOU-GO	168,000	-	-	-	-	-	-	168,000
Total:	**168,000**	**-**	**-**	**-**	**-**	**-**	**-**	**168,000**

MIAMIBEACH

CITY OF MIAMI BEACH
FY 2021 - 2025 Capital Budget and 5-Year Capital Improvement Plan

I. General

POLICE STATION NEW GENERATOR **EQUIPMENT**

Project Number:	60007
Department:	PROPERTY MANAGEMENT
Location:	SOUTH BEACH
Description:	The emergency power system includes two (2) 500 KW emergency generators. Includes: emergency generator, ATS, battery charger, muffler, day tank, feeder, wiring, and panels.
Projected date range:	10/01/2016 to 12/31/2020

II. Cost Summary

Cost Summary	Previous Years	FY 2020/21	FY 2021/22	FY 2022/23	FY 2023/24	FY 2024/25	Future	Total
CONTRACTED SERVICES REPAIR	536,400	-	-	-	-	-	-	536,400
DESIGN AND ENGINEERING	18,600	-	-	-	-	-	-	18,600
Total:	**555,000**	**-**	**-**	**-**	**-**	**-**	**-**	**555,000**

III. Fund Summary

Fund Summary	Previous Years	FY 2020/21	FY 2021/22	FY 2022/23	FY 2023/24	FY 2024/25	Future	Total
125 CAPITAL RENEWAL & REPLACEMENT	555,000	-	-	-	-	-	-	555,000
Total:	**555,000**	**-**	**-**	**-**	**-**	**-**	**-**	**555,000**

MIAMIBEACH

CITY OF MIAMI BEACH
FY 2021 - 2025 Capital Budget and 5-Year Capital Improvement Plan

I. General

PROPERTY MGMT FACILITY GENERATOR **EQUIPMENT**

Project Number:	21818
Department:	PROPERTY MANAGEMENT
Location:	MIDDLE BEACH
Description:	Installation of a new 500KW generator and transfer switch
Projected date range:	08/15/2017 to 12/31/2020

II. Cost Summary

Cost Summary	Previous Years	FY 2020/21	FY 2021/22	FY 2022/23	FY 2023/24	FY 2024/25	Future	Total
ARCHITECT AND ENGINEERING	10,000	-	-	-	-	-	-	10,000
CAPITAL MISCELLANEOUS	5,000	-	-	-	-	-	-	5,000
CONSTRUCTION	335,000	-	-	-	-	-	-	335,000
Total:	**350,000**	**-**	**-**	**-**	**-**	**-**	**-**	**350,000**

III. Fund Summary

Fund Summary	Previous Years	FY 2020/21	FY 2021/22	FY 2022/23	FY 2023/24	FY 2024/25	Future	Total
125 CAPITAL RENEWAL & REPLACEMENT	100,000	-	-	-	-	-	-	100,000
520 PROPERTY MANAGEMENT FUND	250,000	-	-	-	-	-	-	250,000
Total:	**350,000**	**-**	**-**	**-**	**-**	**-**	**-**	**350,000**

MIAMIBEACH

CITY OF MIAMI BEACH
FY 2021 - 2025 Capital Budget and 5-Year Capital Improvement Plan

I. General

SECURITY CAMERAS ON BEACHWALK 23-46 **EQUIPMENT**

Project Number:	21620
Department:	POLICE CHIEF OFFICE
Location:	MIDDLE BEACH
Description:	Security cameras on Beachwalk from 23rd to 46th street.
Projected date range:	10/01/2019 to 09/30/2022

II. Cost Summary

Cost Summary	Previous Years	FY 2020/21	FY 2021/22	FY 2022/23	FY 2023/24	FY 2024/25	Future	Total
EQUIPMENT	899,000	-	-	-	-	-	-	899,000
OIG FUNDING	4,000	-	-	-	-	-	-	4,000
Total:	**903,000**	**-**	**-**	**-**	**-**	**-**	**-**	**903,000**

III. Fund Summary

Fund Summary	Previous Years	FY 2020/21	FY 2021/22	FY 2022/23	FY 2023/24	FY 2024/25	Future	Total
306 MB QUALITY OF LIFE RESO.TX 1%	903,000	-	-	-	-	-	-	903,000
Total:	**903,000**	**-**	**-**	**-**	**-**	**-**	**-**	**903,000**

MIAMIBEACH

CITY OF MIAMI BEACH
FY 2021 - 2025 Capital Budget and 5-Year Capital Improvement Plan

I. General

SMART BUILDING AUTOMATION SYSTEM **EQUIPMENT**

Project Number:	67920
Department:	PROPERTY MANAGEMENT
Location:	CITYWIDE
Description:	A smart building automation system for City facilities will increase energy efficiency by allowing Property Management to control and monitor the lights and HVAC units of City facilities remotely.
Projected date range:	10/01/2019 to 09/30/2022

II. Cost Summary

Cost Summary	Previous Years	FY 2020/21	FY 2021/22	FY 2022/23	FY 2023/24	FY 2024/25	Future	Total
EQUIPMENT	99,000	(99,000)	100,000	-	-	-	-	100,000
OIG FUNDING	1,000	(1,000)	-	-	-	-	-	-
Total:	**100,000**	**(100,000)**	**100,000**	**-**	**-**	**-**	**-**	**100,000**

III. Fund Summary

Fund Summary	Previous Years	FY 2020/21	FY 2021/22	FY 2022/23	FY 2023/24	FY 2024/25	Future	Total
302 PAY-AS-YOU-GO	100,000	(100,000)	100,000	-	-	-	-	100,000
Total:	**100,000**	**(100,000)**	**100,000**	**-**	**-**	**-**	**-**	**100,000**

MIAMIBEACH

CITY OF MIAMI BEACH
FY 2021 - 2025 Capital Budget and 5-Year Capital Improvement Plan

I. General

UPDATED AUTOMATION OF CLEANLINESS **EQUIPMENT**

Project Number: 61770

Department: ORGANIZATIONAL DEVELOPMENT

Location: CITYWIDE

Description: Purchase 7 FSV (or more current version) for cleanliness assessors to use instead of blackberry. This will allow to create a new user interface for field data collection and allowing direct data upload into the central cleanliness database. Reports will be generated from the central database. This will greatly streamline the workflow and process. In our current system jobs are uploaded into Xora System. This data is uploaded to the Blackberry and the assessor used this device to enter the results of their assessment in the field. This data is again uploaded in the Xora system and downloaded to IT server, and retrieved through report program. The use of the BlackBerry is problematic, with constant connectivity issues, data upload failures to Xora, picture upload failures to Xora and IT server, and equipment problems. The proposed project will require 400 hours of work from the GIS & IT Teams. GIS Manager 200 hrs and the GIS Sr. Analyst 200hrs.

Projected date range: 10/01/2015 to 12/31/2020

II. Cost Summary

Cost Summary	Previous Years	FY 2020/21	FY 2021/22	FY 2022/23	FY 2023/24	FY 2024/25	Future	Total
EQUIPMENT	9,726	-	-	-	-	-	-	9,726
OTHER SUPPLIES	24,714	-	-	-	-	-	-	24,714
Total:	**34,440**	**-**	**-**	**-**	**-**	**-**	**-**	**34,440**

III. Fund Summary

Fund Summary	Previous Years	FY 2020/21	FY 2021/22	FY 2022/23	FY 2023/24	FY 2024/25	Future	Total
552 INFO & COMMUNICATIONS TECH	34,440	-	-	-	-	-	-	34,440
Total:	**34,440**	**-**	**-**	**-**	**-**	**-**	**-**	**34,440**

MIAMIBEACH

CITY OF MIAMI BEACH
FY 2021 - 2025 Capital Budget and 5-Year Capital Improvement Plan

I. General

BASS MUSEUM PARK CAFÉ FURNITURE **GENERAL PUBLIC BUILDINGS**

Project Number:	20497
Department:	TOURISM & CULTURAL DEPARTMENT
Location:	SOUTH BEACH
Description:	Installation and purchase of furniture and fixtures for Bass Museum Park Café
Projected date range:	10/01/2016 to 09/30/2023

II. Cost Summary

Cost Summary	Previous Years	FY 2020/21	FY 2021/22	FY 2022/23	FY 2023/24	FY 2024/25	Future	Total
FURNITURE, FIXTURES, EQUIPMENT	99,000	(99,000)	100,000	-	-	-	-	100,000
OIG FUNDING	1,000	(1,000)	-	-	-	-	-	-
Total:	**100,000**	**(100,000)**	**100,000**	**-**	**-**	**-**	**-**	**100,000**

III. Fund Summary

Fund Summary	Previous Years	FY 2020/21	FY 2021/22	FY 2022/23	FY 2023/24	FY 2024/25	Future	Total
305 SB QUALITY OF LIFE REST.TAX 1%	100,000	(100,000)	100,000	-	-	-	-	100,000
Total:	**100,000**	**(100,000)**	**100,000**	**-**	**-**	**-**	**-**	**100,000**

MIAMIBEACH

CITY OF MIAMI BEACH
FY 2021 - 2025 Capital Budget and 5-Year Capital Improvement Plan

I. General

BASS MUSEUM SPACE EXPANSION **GENERAL PUBLIC BUILDINGS**

Project Number:	24550
Department:	TOURISM & CULTURAL DEPARTMENT
Location:	MIDDLE BEACH
Description:	The original expansion and renovation of the Bass Museum, completed in 2002, contemplated a second phase expansion to house additional gallery space and other amenities.
Projected date range:	10/01/2015 to 12/31/2020

II. Cost Summary

Cost Summary	Previous Years	FY 2020/21	FY 2021/22	FY 2022/23	FY 2023/24	FY 2024/25	Future	Total
CONSTRUCTION	7,500,000	-	-	-	-	-	-	7,500,000
Total:	**7,500,000**	**-**	**-**	**-**	**-**	**-**	**-**	**7,500,000**

III. Fund Summary

Fund Summary	Previous Years	FY 2020/21	FY 2021/22	FY 2022/23	FY 2023/24	FY 2024/25	Future	Total
309 RDA SERIES 2015A	3,750,000	-	-	-	-	-	-	3,750,000
365 CITY CENTER RDA CAP FUND	3,750,000	-	-	-	-	-	-	3,750,000
Total:	**7,500,000**	**-**	**-**	**-**	**-**	**-**	**-**	**7,500,000**

MIAMIBEACH

CITY OF MIAMI BEACH
FY 2021 - 2025 Capital Budget and 5-Year Capital Improvement Plan

I. General

BAYSHORE GREEN WASTE FACILITY **GENERAL PUBLIC BUILDINGS**

Project Number: 64318

Department: ENVIRONMENT SUSTAINABILITY

Location: MIDDLE BEACH

Description: The Miami Beach Golf Course property has a history of contamination from prior uses that required assessment, monitoring, and construction of engineering controls over certain areas of the property. This project includes permit renewal and construction of a green waste facility for residential green waste only. **Previously project # 24730.

Projected date range: 10/01/2015 to 12/31/2020

II. Cost Summary

Cost Summary	Previous Years	FY 2020/21	FY 2021/22	FY 2022/23	FY 2023/24	FY 2024/25	Future	Total
CONTRACTED SERVICES REPAIR	768,924	(573,892)	-	-	-	-	-	195,032
OIG FUNDING	3,000	(2,869)	-	-	-	-	-	131
OTHER OPERATING	489,244	-	-	-	-	-	-	489,244
PROFESSIONAL SERVICES	65,593	-	-	-	-	-	-	65,593
Total:	**1,326,761**	**(576,761)**	**-**	**-**	**-**	**-**	**-**	**750,000**

III. Fund Summary

Fund Summary	Previous Years	FY 2020/21	FY 2021/22	FY 2022/23	FY 2023/24	FY 2024/25	Future	Total
435 SANITATION ENTERPRISE FUND	1,326,761	(576,761)	-	-	-	-	-	750,000
Total:	**1,326,761**	**(576,761)**	**-**	**-**	**-**	**-**	**-**	**750,000**

MIAMIBEACH

CITY OF MIAMI BEACH
FY 2021 - 2025 Capital Budget and 5-Year Capital Improvement Plan

I. General

GO#28: ART DECO MUSEUM **GENERAL PUBLIC BUILDINGS**

Project Number: 27019

Department: PROPERTY MANAGEMENT

Location: SOUTH BEACH

Description: Expand the museum facility on Ocean Drive to increase size and reconfigure layouts of multiuse space; reconfigure infrastructure to accommodate exhibit, ancillary and community need.

Projected date range: 10/01/2021 to 09/30/2022

II. Cost Summary

Cost Summary	Previous Years	FY 2020/21	FY 2021/22	FY 2022/23	FY 2023/24	FY 2024/25	Future	Total
CONSTRUCTION	-	-	2,000,000	-	-	-	-	2,000,000
Total:	**-**	**-**	**2,000,000**	**-**	**-**	**-**	**-**	**2,000,000**

III. Fund Summary

Fund Summary	Previous Years	FY 2020/21	FY 2021/22	FY 2022/23	FY 2023/24	FY 2024/25	Future	Total
FGO PKS FUTURE G.O. BONDS PARKS	-	-	2,000,000	-	-	-	-	2,000,000
Total:	**-**	**-**	**2,000,000**	**-**	**-**	**-**	**-**	**2,000,000**

MIAMIBEACH

CITY OF MIAMI BEACH
FY 2021 - 2025 Capital Budget and 5-Year Capital Improvement Plan

I. General

GO#45: FIRE STATION #1 **GENERAL PUBLIC BUILDINGS**

Project Number: 28319

Department: CAPITAL IMPROVEMENT PROGRAM

Location: SOUTH BEACH

Description: Replace the deteriorated Fire Station #1 facility with a new and larger building in a location that expands emergency coverage in South Beach; include space for a 911 call center, code enforcement department services and parking.

Projected date range: 02/13/2019 to 09/30/2022

II. Cost Summary

Cost Summary	Previous Years	FY 2020/21	FY 2021/22	FY 2022/23	FY 2023/24	FY 2024/25	Future	Total
CONSTRUCTION	4,930,475	-	3,000,000	-	-	-	-	7,930,475
CONSTRUCTION MANAGEMENT	434,125	-	-	-	-	-	-	434,125
DESIGN AND ENGINEERING	1,500,000	-	-	-	-	-	-	1,500,000
OIG FUNDING	29,000	-	-	-	-	-	-	29,000
PROGRAM MANAGEMENT	106,400	-	-	-	-	-	-	106,400
Total:	**7,000,000**	**-**	**3,000,000**	**-**	**-**	**-**	**-**	**10,000,000**

III. Fund Summary

Fund Summary	Previous Years	FY 2020/21	FY 2021/22	FY 2022/23	FY 2023/24	FY 2024/25	Future	Total
392 2019 GO BONDS - PUBLIC SAFETY	7,000,000	-	-	-	-	-	-	7,000,000
FGO P.SAFE FUTURE GO BONDS PUBLIC SAFETY	-	-	3,000,000	-	-	-	-	3,000,000
Total:	**7,000,000**	**-**	**3,000,000**	**-**	**-**	**-**	**-**	**10,000,000**

MIAMIBEACH

CITY OF MIAMI BEACH
FY 2021 - 2025 Capital Budget and 5-Year Capital Improvement Plan

I. General

GO#46: OCEAN RESCUE NOBE FACILITY **GENERAL PUBLIC BUILDINGS**

Project Number:	28419
Department:	FIRE RESCUE
Location:	NORTH BEACH
Description:	Replace existing double-wide trailers and provide a permanent facility within North Beach Oceanside Park to serve as the Ocean Rescue sub-station for North Beach.
Projected date range:	02/13/2019 to 09/30/2023

II. Cost Summary

Cost Summary	Previous Years	FY 2020/21	FY 2021/22	FY 2022/23	FY 2023/24	FY 2024/25	Future	Total
FUTURE	-	-	-	-	-	-	5,000,000	5,000,000
Total:	**-**	**-**	**-**	**-**	**-**	**-**	**5,000,000**	**5,000,000**

III. Fund Summary

Fund Summary	Previous Years	FY 2020/21	FY 2021/22	FY 2022/23	FY 2023/24	FY 2024/25	Future	Total
FUTURE	-	-	-	-	-	-	5,000,000	5,000,000
Total:	**-**	**-**	**-**	**-**	**-**	**-**	**5,000,000**	**5,000,000**

MIAMIBEACH

CITY OF MIAMI BEACH
FY 2021 - 2025 Capital Budget and 5-Year Capital Improvement Plan

I. General

GO#51: FIRE STATION #3 **GENERAL PUBLIC BUILDINGS**

Project Number: 28619
Department: FIRE PREVENTION
Location: MIDDLE BEACH
Description: Replace Fire Station #3 with a structurally-sound, mold-free and weather resistant building that can withstand Category 5 hurricane conditions.

Projected date range: 01/01/2025 to 12/30/2031

II. Cost Summary

Cost Summary	Previous Years	FY 2020/21	FY 2021/22	FY 2022/23	FY 2023/24	FY 2024/25	Future	Total
CONSTRUCTION	-	-	-	-	-	2,000,000	-	2,000,000
FUTURE	-	-	-	-	-	-	8,000,000	8,000,000
Total:	**-**	**-**	**-**	**-**	**-**	**2,000,000**	**8,000,000**	**10,000,000**

III. Fund Summary

Fund Summary	Previous Years	FY 2020/21	FY 2021/22	FY 2022/23	FY 2023/24	FY 2024/25	Future	Total
FGO P.SAFE FUTURE GO BONDS PUBLIC SAFETY	-	-	-	-	-	2,000,000	-	2,000,000
FUTURE	-	-	-	-	-	-	8,000,000	8,000,000
Total:	**-**	**-**	**-**	**-**	**-**	**2,000,000**	**8,000,000**	**10,000,000**

MIAMIBEACH

CITY OF MIAMI BEACH
FY 2021 - 2025 Capital Budget and 5-Year Capital Improvement Plan

I. General

GO#54: MARINE PATROL FACILITY **GENERAL PUBLIC BUILDINGS**

Project Number: 28819

Department: POLICE CHIEF OFFICE

Location: SOUTH BEACH

Description: Replace the existing marine patrol facility with a larger building that can accommodate parking, storage and service needs for both fire and police departments, like the relocation and re-homing of the city's fire patrol boat.

Projected date range: 02/13/2019 to 09/30/2023

II. Cost Summary

Cost Summary	Previous Years	FY 2020/21	FY 2021/22	FY 2022/23	FY 2023/24	FY 2024/25	Future	Total
CONSTRUCTION	2,201,460	-	-	-	-	-	-	2,201,460
CONSTRUCTION MANAGEMENT	175,500	-	-	-	-	-	-	175,500
DESIGN AND ENGINEERING	270,000	-	-	-	-	-	-	270,000
OIG FUNDING	12,000	-	-	-	-	-	-	12,000
PROGRAM MANAGEMENT	41,040	-	-	-	-	-	-	41,040
Total:	**2,700,000**	**-**	**-**	**-**	**-**	**-**	**-**	**2,700,000**

III. Fund Summary

Fund Summary	Previous Years	FY 2020/21	FY 2021/22	FY 2022/23	FY 2023/24	FY 2024/25	Future	Total
392 2019 GO BONDS - PUBLIC SAFETY	2,700,000	-	-	-	-	-	-	2,700,000
Total:	**2,700,000**	**-**	**-**	**-**	**-**	**-**	**-**	**2,700,000**

MIAMIBEACH

CITY OF MIAMI BEACH
FY 2021 - 2025 Capital Budget and 5-Year Capital Improvement Plan

I. General

GREENSPACE FACILITY RENOVATION **GENERAL PUBLIC BUILDINGS**

Project Number:	20721
Department:	PROPERTY MANAGEMENT
Location:	SOUTH BEACH
Description:	Renovation of the greenspace facility
Projected date range:	10/01/2020 to 09/30/2022

II. Cost Summary

Cost Summary	Previous Years	FY 2020/21	FY 2021/22	FY 2022/23	FY 2023/24	FY 2024/25	Future	Total
CONSTRUCTION	-	-	1,000,000	-	-	-	-	1,000,000
Total:	**-**	**-**	**1,000,000**	**-**	**-**	**-**	**-**	**1,000,000**

III. Fund Summary

Fund Summary	Previous Years	FY 2020/21	FY 2021/22	FY 2022/23	FY 2023/24	FY 2024/25	Future	Total
302 PAY-AS-YOU-GO	-	-	1,000,000	-	-	-	-	1,000,000
Total:	**-**	**-**	**1,000,000**	**-**	**-**	**-**	**-**	**1,000,000**

MIAMIBEACH

CITY OF MIAMI BEACH
FY 2021 - 2025 Capital Budget and 5-Year Capital Improvement Plan

I. General

NORTH BEACH YARD **GENERAL PUBLIC BUILDINGS**

Project Number:	22218
Department:	CAPITAL IMPROVEMENT PROGRAM
Location:	NORTH BEACH
Description:	Infrastructure Improvements for the West Lots being allocated for the North Beach Yard per executed agreement
Projected date range:	10/01/2017 to 12/31/2020

II. Cost Summary

Cost Summary	Previous Years	FY 2020/21	FY 2021/22	FY 2022/23	FY 2023/24	FY 2024/25	Future	Total
CONSTRUCTION	491,467	(491,467)	-	-	-	-	-	-
DESIGN AND ENGINEERING	60,000	(737)	-	-	-	-	-	59,263
OIG FUNDING	2,000	(2,000)	-	-	-	-	-	-
Total:	**553,467**	**(494,204)**	**-**	**-**	**-**	**-**	**-**	**59,263**

III. Fund Summary

Fund Summary	Previous Years	FY 2020/21	FY 2021/22	FY 2022/23	FY 2023/24	FY 2024/25	Future	Total
307 NB QUAL OF LIFE RESORT TAX 1%	553,467	(494,204)	-	-	-	-	-	59,263
Total:	**553,467**	**(494,204)**	**-**	**-**	**-**	**-**	**-**	**59,263**

MIAMIBEACH

CITY OF MIAMI BEACH
FY 2021 - 2025 Capital Budget and 5-Year Capital Improvement Plan

I. General

NORTH SHORE BANDSHELL CANOPY **GENERAL PUBLIC BUILDINGS**

Project Number: 20627

Department: CAPITAL IMPROVEMENT PROGRAM

Location: NORTH BEACH

Description: The North Shore Bandshell is a City staple that is used to hold both public and private events such as movies in the park, concerts and performances throughout the year. Being an open air facility, events held at the site are subject to inclement weather which adversely affects the success of these events. This amendment would allow for funding for the City to purchase a tent to be utilized to cover the spectator area during events. Previously project 65600 handled by Parks, now handled by CIP.

Projected date range: 07/26/2017 to 12/31/2020

II. Cost Summary

Cost Summary	Previous Years	FY 2020/21	FY 2021/22	FY 2022/23	FY 2023/24	FY 2024/25	Future	Total
ARCHITECT AND ENGINEERING	83,250	-	-	-	-	-	-	83,250
ART IN PUBLIC PLACES	7,425	-	-	-	-	-	-	7,425
CONSTRUCTION	568,186	-	-	-	-	-	-	568,186
CONSTRUCTION MANAGEMENT	13,666	-	-	-	-	-	-	13,666
DESIGN AND ENGINEERING	(4,527)	-	-	-	-	-	-	(4,527)
Total:	**668,000**	**-**	**-**	**-**	**-**	**-**	**-**	**668,000**

III. Fund Summary

Fund Summary	Previous Years	FY 2020/21	FY 2021/22	FY 2022/23	FY 2023/24	FY 2024/25	Future	Total
307 NB QUAL OF LIFE RESORT TAX 1%	668,000	-	-	-	-	-	-	668,000
Total:	**668,000**	**-**	**-**	**-**	**-**	**-**	**-**	**668,000**

MIAMIBEACH

CITY OF MIAMI BEACH
FY 2021 - 2025 Capital Budget and 5-Year Capital Improvement Plan

I. General

NORTH SHORE BANDSHELL REAR CANOPY **GENERAL PUBLIC BUILDINGS**

Project Number: 20421

Department: TOURISM & CULTURAL DEPARTMENT

Location: NORTH BEACH

Description: Providing canopy covering for the seating area that follows the radial geometry, at the rear of the amphitheater of the Bandshell Park. The canopy will be constructed of Steel piping frame structure with engineered canopy fabric with integrated flexible solar panels. The canopy shall include B.O.S. (battery, charge controller, wiring), USB phone charging consoles, LED RGB lighting instruments with wireless controls.

Projected date range: 10/01/2021 to 09/30/2022

II. Cost Summary

Cost Summary	Previous Years	FY 2020/21	FY 2021/22	FY 2022/23	FY 2023/24	FY 2024/25	Future	Total
CONSTRUCTION	-	-	310,000	-	-	-	-	310,000
Total:	**-**	**-**	**310,000**	**-**	**-**	**-**	**-**	**310,000**

III. Fund Summary

Fund Summary	Previous Years	FY 2020/21	FY 2021/22	FY 2022/23	FY 2023/24	FY 2024/25	Future	Total
307 NB QUAL OF LIFE RESORT TAX 1%	-	-	310,000	-	-	-	-	310,000
Total:	**-**	**-**	**310,000**	**-**	**-**	**-**	**-**	**310,000**

MIAMIBEACH

CITY OF MIAMI BEACH
FY 2021 - 2025 Capital Budget and 5-Year Capital Improvement Plan

I. General

NORTH SHORE BANDSHELL REAR SEATING **GENERAL PUBLIC BUILDINGS**

Project Number:	20920
Department:	PARKS AND RECREATION
Location:	NORTH BEACH
Description:	Additional rear seating at the North Shore Bandshell.
Projected date range:	10/01/2019 to 12/31/2020

II. Cost Summary

Cost Summary	Previous Years	FY 2020/21	FY 2021/22	FY 2022/23	FY 2023/24	FY 2024/25	Future	Total
FURNITURE, FIXTURES, EQUIPMENT	80,770	-	-	-	-	-	-	80,770
OTHER SUPPLIES	107,230	-	-	-	-	-	-	107,230
Total:	**188,000**	**-**	**-**	**-**	**-**	**-**	**-**	**188,000**

III. Fund Summary

Fund Summary	Previous Years	FY 2020/21	FY 2021/22	FY 2022/23	FY 2023/24	FY 2024/25	Future	Total
307 NB QUAL OF LIFE RESORT TAX 1%	188,000	-	-	-	-	-	-	188,000
Total:	**188,000**	**-**	**-**	**-**	**-**	**-**	**-**	**188,000**

MIAMIBEACH

CITY OF MIAMI BEACH
FY 2021 - 2025 Capital Budget and 5-Year Capital Improvement Plan

I. General

NSPYC EXTERIOR CAFE AND RESTROOMS **GENERAL PUBLIC BUILDINGS**

Project Number: 28600

Department: CAPITAL IMPROVEMENT PROGRAM

Location: NORTH BEACH

Description: This project entails the construction of restroom facilities for general park users within proximity to the fields. Currently, tennis center restrooms are being used for this purpose which disturbs tennis operations and level of service. Similar to the Flamingo Park Tennis Center there are restrooms designated for tennis users only. The project includes a new facility / ADA compliance, LED lighting, new landscape and a new viewing to the tennis courts. (formerly known as North Shore Park Restrooms)

Projected date range: 10/01/2015 to 09/30/2022

II. Cost Summary

Cost Summary	Previous Years	FY 2020/21	FY 2021/22	FY 2022/23	FY 2023/24	FY 2024/25	Future	Total
ART IN PUBLIC PLACES	12,375	-	-	-	-	-	-	12,375
CAPITAL MISCELLANEOUS	12,125	-	-	-	-	-	-	12,125
CONSTRUCTION	689,010	-	-	-	-	-	-	689,010
CONSTRUCTION MANAGEMENT	60,772	-	-	-	-	-	-	60,772
CONTINGENCY	38,988	-	-	-	-	-	-	38,988
CONTRACTED SERVICES REPAIR	-	-	1,005,170	-	-	-	-	1,005,170
DESIGN AND ENGINEERING	183,730	-	-	-	-	-	-	183,730
OIG FUNDING	4,000	-	-	-	-	-	-	4,000
Total:	**1,001,000**	**-**	**1,005,170**	**-**	**-**	**-**	**-**	**2,006,170**

III. Fund Summary

Fund Summary	Previous Years	FY 2020/21	FY 2021/22	FY 2022/23	FY 2023/24	FY 2024/25	Future	Total
302 PAY-AS-YOU-GO	-	-	1,005,170	-	-	-	-	1,005,170
307 NB QUAL OF LIFE RESORT TAX 1%	1,001,000	-	-	-	-	-	-	1,001,000
Total:	**1,001,000**	**-**	**1,005,170**	**-**	**-**	**-**	**-**	**2,006,170**

MIAMIBEACH

CITY OF MIAMI BEACH
FY 2021 - 2025 Capital Budget and 5-Year Capital Improvement Plan

I. General

OUTDOOR TRAINING FACILITY (FIRE) **GENERAL PUBLIC BUILDINGS**

Project Number:	62919
Department:	FIRE RESCUE
Location:	MIDDLE BEACH
Description:	New outdoor training facility to enhance the combat readiness of firefighters.
Projected date range:	10/01/2018 to 09/30/2025

II. Cost Summary

Cost Summary	Previous Years	FY 2020/21	FY 2021/22	FY 2022/23	FY 2023/24	FY 2024/25	Future	Total
EQUIPMENT	99,000	(99,000)	-	-	-	200,000	-	200,000
OIG FUNDING	1,000	(1,000)	-	-	-	-	-	-
Total:	**100,000**	**(100,000)**	**-**	**-**	**-**	**200,000**	**-**	**200,000**

III. Fund Summary

Fund Summary	Previous Years	FY 2020/21	FY 2021/22	FY 2022/23	FY 2023/24	FY 2024/25	Future	Total
302 PAY-AS-YOU-GO	100,000	(100,000)	-	-	-	200,000	-	200,000
Total:	**100,000**	**(100,000)**	**-**	**-**	**-**	**200,000**	**-**	**200,000**

MIAMIBEACH

CITY OF MIAMI BEACH
FY 2021 - 2025 Capital Budget and 5-Year Capital Improvement Plan

I. General

PUBLIC WORKS FACILITY-PUMP STATION **GENERAL PUBLIC BUILDINGS**

Project Number:	22720
Department:	PROPERTY MANAGEMENT
Location:	MIDDLE BEACH
Description:	Current pump station building is not being used and plans have already been formulated for this renovation.
Projected date range:	10/01/2021 to 09/30/2022

II. Cost Summary

Cost Summary	Previous Years	FY 2020/21	FY 2021/22	FY 2022/23	FY 2023/24	FY 2024/25	Future	Total
CONSTRUCTION	-	-	5,290,000	-	-	-	-	5,290,000
Total:	**-**	**-**	**5,290,000**	**-**	**-**	**-**	**-**	**5,290,000**

III. Fund Summary

Fund Summary	Previous Years	FY 2020/21	FY 2021/22	FY 2022/23	FY 2023/24	FY 2024/25	Future	Total
FSW FUTURE STORMWATER	-	-	2,300,000	-	-	-	-	2,300,000
FWS FUTURE WATER & SEWER	-	-	2,990,000	-	-	-	-	2,990,000
Total:	**-**	**-**	**5,290,000**	**-**	**-**	**-**	**-**	**5,290,000**

MIAMIBEACH

CITY OF MIAMI BEACH
FY 2021 - 2025 Capital Budget and 5-Year Capital Improvement Plan

I. General

SECOND FL. RENOVATION-BUILDING DEPT **GENERAL PUBLIC BUILDINGS**

Project Number: 26990

Department: BUILDING

Location: SOUTH BEACH

Description: The Building Department is recommending modifying the scope of project “2nd Floor Renovations” to include renovations to their satellite offices. This modification will improve the efficiency of the operations of the Building Department within City Hall and improve customer experience as it will also allow for residents and business owners in the north end of the City to more easily access Building Department services closer to their homes or businesses.

Projected date range: 10/01/2015 to 12/31/2020

II. Cost Summary

Cost Summary	Previous Years	FY 2020/21	FY 2021/22	FY 2022/23	FY 2023/24	FY 2024/25	Future	Total
ART IN PUBLIC PLACES	17,500	-	-	-	-	-	-	17,500
CONSTRUCTION	1,616,184	-	-	-	-	-	-	1,616,184
FURNITURE, FIXTURES, EQUIPMENT	228,361	-	-	-	-	-	-	228,361
OIG FUNDING	7,200	-	-	-	-	-	-	7,200
PROGRAM MANAGEMENT	653	-	-	-	-	-	-	653
Total:	**1,869,898**	**-**	**-**	**-**	**-**	**-**	**-**	**1,869,898**

III. Fund Summary

Fund Summary	Previous Years	FY 2020/21	FY 2021/22	FY 2022/23	FY 2023/24	FY 2024/25	Future	Total
301 CAP. PROJ. NOT FINANCED BY BON	629,898	-	-	-	-	-	-	629,898
410 BUILDING CAPITAL FUND	1,240,000	-	-	-	-	-	-	1,240,000
Total:	**1,869,898**	**-**	**-**	**-**	**-**	**-**	**-**	**1,869,898**

MIAMIBEACH

CITY OF MIAMI BEACH
FY 2021 - 2025 Capital Budget and 5-Year Capital Improvement Plan

I. General

SUNSET ISLANDS 1&2 GUARDHOUSE **GENERAL PUBLIC BUILDINGS**

Project Number: 24530

Department: CAPITAL IMPROVEMENT PROGRAM

Location: MIDDLE BEACH

Description: Renovation of the existing guardhouse consisting of roof, doors, windows, electrical, mechanical. plumbing, finishes and building facades, construction of a new guardhouse at the center median on W. 29 Street, installation of gate arms, traffic loops, landscaping, irrigation, hardscape improvements, pavement marking, and signage within the 29 Right-of-Way.

Projected date range: 10/01/2015 to 12/31/2020

II. Cost Summary

Cost Summary	Previous Years	FY 2020/21	FY 2021/22	FY 2022/23	FY 2023/24	FY 2024/25	Future	Total
CONSTRUCTION	587,225	-	-	-	-	-	-	587,225
CONSTRUCTION MANAGEMENT	10,000	-	-	-	-	-	-	10,000
DESIGN AND ENGINEERING	71,000	-	-	-	-	-	-	71,000
Total:	**668,225**	**-**	**-**	**-**	**-**	**-**	**-**	**668,225**

III. Fund Summary

Fund Summary	Previous Years	FY 2020/21	FY 2021/22	FY 2022/23	FY 2023/24	FY 2024/25	Future	Total
301 CAP. PROJ. NOT FINANCED BY BON	468,225	-	-	-	-	-	-	468,225
302 PAY-AS-YOU-GO	200,000	-	-	-	-	-	-	200,000
Total:	**668,225**	**-**	**-**	**-**	**-**	**-**	**-**	**668,225**

MIAMIBEACH

CITY OF MIAMI BEACH
FY 2021 - 2025 Capital Budget and 5-Year Capital Improvement Plan

I. General

COMMUNITY PARK (PAR 3) RENOVATIONS **GOLF COURSES**

Project Number: 26270

Department: CAPITAL IMPROVEMENT PROGRAM

Location: MIDDLE BEACH

Description: Develop the 19.4 acre former Par 3 Golf Course located at 2300 Pine Tree Drive, Miami Beach FL as a natural passive public park. Proposed elements may include a central lake; open meadow and informal playing fields; landforms; unlit tennis courts (6) with a tennis building that includes office, storage, and restrooms; children's playground; dog park; boardwalks and pathways; security lighting along the walkways; vita course and fitness center; landscaping with irrigation; and parking with approximately 75 cars. This project is also funded by GOB under project # 26319.

Projected date range: 10/01/2015 to 09/30/2021

II. Cost Summary

Cost Summary	Previous Years	FY 2020/21	FY 2021/22	FY 2022/23	FY 2023/24	FY 2024/25	Future	Total
CONSTRUCTION	3,338,046	-	-	-	-	-	-	3,338,046
CONSTRUCTION MANAGEMENT	300,222	-	-	-	-	-	-	300,222
DESIGN AND ENGINEERING	1,703,754	-	-	-	-	-	-	1,703,754
EQUIPMENT	50,000	-	-	-	-	-	-	50,000
OIG FUNDING	17,000	-	-	-	-	-	-	17,000
TRANSFER OUT	51,168	-	-	-	-	-	-	51,168
Total:	**5,460,190**	**-**	**-**	**-**	**-**	**-**	**-**	**5,460,190**

III. Fund Summary

Fund Summary	Previous Years	FY 2020/21	FY 2021/22	FY 2022/23	FY 2023/24	FY 2024/25	Future	Total
301 CAP. PROJ. NOT FINANCED BY BON	412,100	-	-	-	-	-	-	412,100
306 MB QUALITY OF LIFE RESO.TX 1%	490,000	-	-	-	-	-	-	490,000
388 MDC CDT INTERLOCAL-CDT/RTX	4,558,090	-	-	-	-	-	-	4,558,090
Total:	**5,460,190**	**-**	**-**	**-**	**-**	**-**	**-**	**5,460,190**

MIAMIBEACH

CITY OF MIAMI BEACH
FY 2021 - 2025 Capital Budget and 5-Year Capital Improvement Plan

I. General

MB GOLF CLUB DRIVING RANGE LIGHTING **GOLF COURSES**

Project Number:	66320
Department:	PARKS AND RECREATION
Location:	MIDDLE BEACH
Description:	This project entails the old lighting fixtures at the Miami Beach Golf Course driving range.
Projected date range:	10/01/2021 to 09/30/2022

II. Cost Summary

Cost Summary	Previous Years	FY 2020/21	FY 2021/22	FY 2022/23	FY 2023/24	FY 2024/25	Future	Total
CONTRACTED SERVICES REPAIR	-	-	114,000	-	-	-	-	114,000
Total:	**-**	**-**	**114,000**	**-**	**-**	**-**	**-**	**114,000**

III. Fund Summary

Fund Summary	Previous Years	FY 2020/21	FY 2021/22	FY 2022/23	FY 2023/24	FY 2024/25	Future	Total
306 MB QUALITY OF LIFE RESO.TX 1%	-	-	114,000	-	-	-	-	114,000
Total:	**-**	**-**	**114,000**	**-**	**-**	**-**	**-**	**114,000**

MIAMIBEACH

CITY OF MIAMI BEACH
FY 2021 - 2025 Capital Budget and 5-Year Capital Improvement Plan

I. General

MB GOLF CLUB DRIVING RANGE NETTING **GOLF COURSES**

Project Number:	61822
Department:	PARKS AND RECREATION
Location:	MIDDLE BEACH
Description:	This project entails the replacement of the current driving range netting at the Miami Beach Golf Club.
Projected date range:	10/01/2021 to 09/30/2022

II. Cost Summary

Cost Summary	Previous Years	FY 2020/21	FY 2021/22	FY 2022/23	FY 2023/24	FY 2024/25	Future	Total
CONTRACTED SERVICES REPAIR	-	-	113,000	-	-	-	-	113,000
Total:	**-**	**-**	**113,000**	**-**	**-**	**-**	**-**	**113,000**

III. Fund Summary

Fund Summary	Previous Years	FY 2020/21	FY 2021/22	FY 2022/23	FY 2023/24	FY 2024/25	Future	Total
306 MB QUALITY OF LIFE RESO.TX 1%	-	-	113,000	-	-	-	-	113,000
Total:	**-**	**-**	**113,000**	**-**	**-**	**-**	**-**	**113,000**

MIAMIBEACH

CITY OF MIAMI BEACH
FY 2021 - 2025 Capital Budget and 5-Year Capital Improvement Plan

I. General

MB GOLF CLUB KITCHEN FLOOR REPLACMT **GOLF COURSES**

Project Number:	62023
Department:	PARKS LANDSCAPE MANAGEMENT
Location:	MIDDLE BEACH
Description:	This project entails the replacement of the kitchen floor at the Miami Beach Golf Club.
Projected date range:	10/01/2022 to 09/30/2023

II. Cost Summary

Cost Summary	Previous Years	FY 2020/21	FY 2021/22	FY 2022/23	FY 2023/24	FY 2024/25	Future	Total
CONTRACTED SERVICES REPAIR	-	-	-	38,000	-	-	-	38,000
Total:	**-**	**-**	**-**	**38,000**	**-**	**-**	**-**	**38,000**

III. Fund Summary

Fund Summary	Previous Years	FY 2020/21	FY 2021/22	FY 2022/23	FY 2023/24	FY 2024/25	Future	Total
306 MB QUALITY OF LIFE RESO.TX 1%	-	-	-	38,000	-	-	-	38,000
Total:	**-**	**-**	**-**	**38,000**	**-**	**-**	**-**	**38,000**

MIAMIBEACH

CITY OF MIAMI BEACH
FY 2021 - 2025 Capital Budget and 5-Year Capital Improvement Plan

I. General

MB GOLF CLUB REEL GRINDERS REPLACMT **GOLF COURSES**

Project Number: 63622

Department: PARKS AND RECREATION

Location: MIDDLE BEACH

Description: This project entails the replacement of the current reel grinders at the Miami Beach Golf Club, which have been in use since the re-opening of the club in 2002. The current grinders have reached their useful life and are due for replacement. Reel grinders are used to sharpen the blades on the mowing equipment to ensure the highest quality of cut to the turf for premium playing conditions.

Projected date range: 10/01/2021 to 09/30/2022

II. Cost Summary

Cost Summary	Previous Years	FY 2020/21	FY 2021/22	FY 2022/23	FY 2023/24	FY 2024/25	Future	Total
CONTRACTED SERVICES REPAIR	-	-	71,000	-	-	-	-	71,000
Total:	**-**	**-**	**71,000**	**-**	**-**	**-**	**-**	**71,000**

III. Fund Summary

Fund Summary	Previous Years	FY 2020/21	FY 2021/22	FY 2022/23	FY 2023/24	FY 2024/25	Future	Total
306 MB QUALITY OF LIFE RESO.TX 1%	-	-	71,000	-	-	-	-	71,000
Total:	**-**	**-**	**71,000**	**-**	**-**	**-**	**-**	**71,000**

MIAMIBEACH

CITY OF MIAMI BEACH
FY 2021 - 2025 Capital Budget and 5-Year Capital Improvement Plan

I. General

MB GOLF CLUBHOUSE CARPET REPLACEMNT **GOLF COURSES**

Project Number:	60824
Department:	PARKS LANDSCAPE MANAGEMENT
Location:	MIDDLE BEACH
Description:	This project entails the carpet replacement at the Miami Beach Golf Club House.
Projected date range:	10/01/2023 to 09/30/2024

II. Cost Summary

Cost Summary	Previous Years	FY 2020/21	FY 2021/22	FY 2022/23	FY 2023/24	FY 2024/25	Future	Total
CONTRACTED SERVICES REPAIR	-	-	-	-	42,000	-	-	42,000
Total:	**-**	**-**	**-**	**-**	**42,000**	**-**	**-**	**42,000**

III. Fund Summary

Fund Summary	Previous Years	FY 2020/21	FY 2021/22	FY 2022/23	FY 2023/24	FY 2024/25	Future	Total
306 MB QUALITY OF LIFE RESO.TX 1%	-	-	-	-	42,000	-	-	42,000
Total:	**-**	**-**	**-**	**-**	**42,000**	**-**	**-**	**42,000**

MIAMIBEACH

CITY OF MIAMI BEACH
FY 2021 - 2025 Capital Budget and 5-Year Capital Improvement Plan

I. General

MB GOLF CLUBHOUSE PAINTING **GOLF COURSES**

Project Number:	61922
Department:	PARKS AND RECREATION
Location:	MIDDLE BEACH
Description:	This project entails the exterior and interior painting of the Miami Beach Golf Club club house and cart barn.
Projected date range:	10/01/2021 to 09/30/2022

II. Cost Summary

Cost Summary	Previous Years	FY 2020/21	FY 2021/22	FY 2022/23	FY 2023/24	FY 2024/25	Future	Total
CONTRACTED SERVICES REPAIR	-	-	70,000	-	-	-	-	70,000
Total:	**-**	**-**	**70,000**	**-**	**-**	**-**	**-**	**70,000**

III. Fund Summary

Fund Summary	Previous Years	FY 2020/21	FY 2021/22	FY 2022/23	FY 2023/24	FY 2024/25	Future	Total
306 MB QUALITY OF LIFE RESO.TX 1%	-	-	70,000	-	-	-	-	70,000
Total:	**-**	**-**	**70,000**	**-**	**-**	**-**	**-**	**70,000**

MIAMIBEACH

CITY OF MIAMI BEACH
FY 2021 - 2025 Capital Budget and 5-Year Capital Improvement Plan

I. General

MB GOLF COURSE IRRIGATION PUMP **GOLF COURSES**

Project Number:	21420
Department:	PARKS AND RECREATION
Location:	MIDDLE BEACH
Description:	Renovation of the Pump house renovation.
Projected date range:	10/01/2019 to 12/31/2020

II. Cost Summary

Cost Summary	Previous Years	FY 2020/21	FY 2021/22	FY 2022/23	FY 2023/24	FY 2024/25	Future	Total
CONSTRUCTION	99,000	-	-	-	-	-	-	99,000
OIG FUNDING	1,000	-	-	-	-	-	-	1,000
Total:	**100,000**	**-**	**-**	**-**	**-**	**-**	**-**	**100,000**

III. Fund Summary

Fund Summary	Previous Years	FY 2020/21	FY 2021/22	FY 2022/23	FY 2023/24	FY 2024/25	Future	Total
306 MB QUALITY OF LIFE RESO.TX 1%	100,000	-	-	-	-	-	-	100,000
Total:	**100,000**	**-**	**-**	**-**	**-**	**-**	**-**	**100,000**

MIAMIBEACH

CITY OF MIAMI BEACH
FY 2021 - 2025 Capital Budget and 5-Year Capital Improvement Plan

I. General

MB GOLF COURSE STORAGE TANK **GOLF COURSES**

Project Number:	20820
Department:	PROPERTY MANAGEMENT
Location:	SOUTH BEACH
Description:	Miami Beach Golf Course storage tank replacement
Projected date range:	10/01/2019 to 12/31/2020

II. Cost Summary

Cost Summary	Previous Years	FY 2020/21	FY 2021/22	FY 2022/23	FY 2023/24	FY 2024/25	Future	Total
EQUIPMENT	199,000	-	-	-	-	-	-	199,000
OIG FUNDING	900	-	-	-	-	-	-	900
RENOVATION	(11,900)	-	-	-	-	-	-	(11,900)
Total:	**188,000**	**-**	**-**	**-**	**-**	**-**	**-**	**188,000**

III. Fund Summary

Fund Summary	Previous Years	FY 2020/21	FY 2021/22	FY 2022/23	FY 2023/24	FY 2024/25	Future	Total
306 MB QUALITY OF LIFE RESO.TX 1%	188,000	-	-	-	-	-	-	188,000
Total:	**188,000**	**-**	**-**	**-**	**-**	**-**	**-**	**188,000**

MIAMIBEACH

CITY OF MIAMI BEACH
FY 2021 - 2025 Capital Budget and 5-Year Capital Improvement Plan

I. General

MIAMI B. GOLF COURSE PRACTICE TEE **GOLF COURSES**

Project Number: 20108

Department: PARKS AND RECREATION

Location: MIDDLE BEACH

Description: This project entails renovating the practice tees on the public and instructional side of the golf course practice facility, enlarging both by 15% and adding a brick paver walkway and border around the existing concrete slab that contains the artificial turf. Funding for this project has been requested for the past couple of years and it has now become an urgent need.

Projected date range: 10/01/2018 to 12/31/2020

II. Cost Summary

Cost Summary	Previous Years	FY 2020/21	FY 2021/22	FY 2022/23	FY 2023/24	FY 2024/25	Future	Total
CAPITAL MISCELLANEOUS	1,000	-	-	-	-	-	-	1,000
CONSTRUCTION	112,000	-	-	-	-	-	-	112,000
DESIGN AND ENGINEERING	11,000	-	-	-	-	-	-	11,000
Total:	**124,000**	**-**	**-**	**-**	**-**	**-**	**-**	**124,000**

III. Fund Summary

Fund Summary	Previous Years	FY 2020/21	FY 2021/22	FY 2022/23	FY 2023/24	FY 2024/25	Future	Total
306 MB QUALITY OF LIFE RESO.TX 1%	124,000	-	-	-	-	-	-	124,000
Total:	**124,000**	**-**	**-**	**-**	**-**	**-**	**-**	**124,000**

MIAMIBEACH

CITY OF MIAMI BEACH
FY 2021 - 2025 Capital Budget and 5-Year Capital Improvement Plan

I. General

MIAMI BEACH GOLF CLUBHOUSE ROOF **GOLF COURSES**

Project Number:	21120
Department:	PROPERTY MANAGEMENT
Location:	MIDDLE BEACH
Description:	Replacement of roof at the Miami Beach golf course clubhouse.
Projected date range:	10/01/2019 to 12/31/2020

II. Cost Summary

Cost Summary	Previous Years	FY 2020/21	FY 2021/22	FY 2022/23	FY 2023/24	FY 2024/25	Future	Total
CONSTRUCTION	256,900	-	-	-	-	-	-	256,900
OIG FUNDING	100	-	-	-	-	-	-	100
Total:	**257,000**	**-**	**-**	**-**	**-**	**-**	**-**	**257,000**

III. Fund Summary

Fund Summary	Previous Years	FY 2020/21	FY 2021/22	FY 2022/23	FY 2023/24	FY 2024/25	Future	Total
306 MB QUALITY OF LIFE RESO.TX 1%	257,000	-	-	-	-	-	-	257,000
Total:	**257,000**	**-**	**-**	**-**	**-**	**-**	**-**	**257,000**

MIAMIBEACH

CITY OF MIAMI BEACH
FY 2021 - 2025 Capital Budget and 5-Year Capital Improvement Plan

I. General

MIAMI BEACH GOLF COURSE RENOVATION **GOLF COURSES**

Project Number:	20623
Department:	PARKS AND RECREATION
Location:	MIDDLE BEACH
Description:	Renovation of the Miami Beach Golf course
Projected date range:	10/01/2021 to 09/30/2023

II. Cost Summary

Cost Summary	Previous Years	FY 2020/21	FY 2021/22	FY 2022/23	FY 2023/24	FY 2024/25	Future	Total
CONSTRUCTION	-	-	6,000,000	-	-	-	-	6,000,000
Total:	**-**	**-**	**6,000,000**	**-**	**-**	**-**	**-**	**6,000,000**

III. Fund Summary

Fund Summary	Previous Years	FY 2020/21	FY 2021/22	FY 2022/23	FY 2023/24	FY 2024/25	Future	Total
302 PAY-AS-YOU-GO	-	-	6,000,000	-	-	-	-	6,000,000
Total:	**-**	**-**	**6,000,000**	**-**	**-**	**-**	**-**	**6,000,000**

MIAMIBEACH

CITY OF MIAMI BEACH
FY 2021 - 2025 Capital Budget and 5-Year Capital Improvement Plan

I. General

N. SHORES GOLF CLUB-CLUBHOUSE ROOF **GOLF COURSES**

Project Number:	60921
Department:	PROPERTY MANAGEMENT
Location:	NORTH BEACH
Description:	Project consist of the replacement of the Normandy Shores Golf course clubhouse roof
Projected date range:	10/01/2021 to 09/30/2022

II. Cost Summary

Cost Summary	Previous Years	FY 2020/21	FY 2021/22	FY 2022/23	FY 2023/24	FY 2024/25	Future	Total
CONTRACTED SERVICES REPAIR	-	-	200,000	-	-	-	-	200,000
Total:	**-**	**-**	**200,000**	**-**	**-**	**-**	**-**	**200,000**

III. Fund Summary

Fund Summary	Previous Years	FY 2020/21	FY 2021/22	FY 2022/23	FY 2023/24	FY 2024/25	Future	Total
307 NB QUAL OF LIFE RESORT TAX 1%	-	-	200,000	-	-	-	-	200,000
Total:	**-**	**-**	**200,000**	**-**	**-**	**-**	**-**	**200,000**

MIAMIBEACH

CITY OF MIAMI BEACH
FY 2021 - 2025 Capital Budget and 5-Year Capital Improvement Plan

I. General

NORMANDY SHORES GOLF CARPET REPL **GOLF COURSES**

Project Number:	62122
Department:	PARKS LANDSCAPE MANAGEMENT
Location:	NORTH BEACH
Description:	This project entails the replacement of the current carpet at the Normandy Shores Golf Club House and the coverage of tiled area at the club house with carpet.
Projected date range:	10/01/2021 to 09/30/2022

II. Cost Summary

Cost Summary	Previous Years	FY 2020/21	FY 2021/22	FY 2022/23	FY 2023/24	FY 2024/25	Future	Total
CONTRACTED SERVICES REPAIR	-	-	36,000	-	-	-	-	36,000
Total:	**-**	**-**	**36,000**	**-**	**-**	**-**	**-**	**36,000**

III. Fund Summary

Fund Summary	Previous Years	FY 2020/21	FY 2021/22	FY 2022/23	FY 2023/24	FY 2024/25	Future	Total
302 PAY-AS-YOU-GO	-	-	36,000	-	-	-	-	36,000
Total:	**-**	**-**	**36,000**	**-**	**-**	**-**	**-**	**36,000**

MIAMIBEACH

CITY OF MIAMI BEACH
FY 2021 - 2025 Capital Budget and 5-Year Capital Improvement Plan

I. General

NORMANDY SHORES GOLF CLUB PUMPS **GOLF COURSES**

Project Number:	68120
Department:	PARKS AND RECREATION
Location:	NORTH BEACH
Description:	Rehabilitation of the drainage injection wells and rebuilding or replacement of the drainage and irrigation pumps
Projected date range:	10/01/2022 to 09/30/2023

II. Cost Summary

Cost Summary	Previous Years	FY 2020/21	FY 2021/22	FY 2022/23	FY 2023/24	FY 2024/25	Future	Total
CONTRACTED SERVICES REPAIR	-	-	-	196,000	-	-	-	196,000
Total:	**-**	**-**	**-**	**196,000**	**-**	**-**	**-**	**196,000**

III. Fund Summary

Fund Summary	Previous Years	FY 2020/21	FY 2021/22	FY 2022/23	FY 2023/24	FY 2024/25	Future	Total
302 PAY-AS-YOU-GO	-	-	-	196,000	-	-	-	196,000
Total:	**-**	**-**	**-**	**196,000**	**-**	**-**	**-**	**196,000**

MIAMIBEACH

CITY OF MIAMI BEACH
FY 2021 - 2025 Capital Budget and 5-Year Capital Improvement Plan

I. General

NORMANDY SHORES GOLF CLUB TEE RENO **GOLF COURSES**

Project Number:	60325
Department:	PARKS LANDSCAPE MANAGEMENT
Location:	NORTH BEACH
Description:	This project entails the renovation of the tees at Normandy Shores Golf Club.
Projected date range:	10/01/2024 to 09/30/2025

II. Cost Summary

Cost Summary	Previous Years	FY 2020/21	FY 2021/22	FY 2022/23	FY 2023/24	FY 2024/25	Future	Total
CONTRACTED SERVICES REPAIR	-	-	-	-	-	125,000	-	125,000
Total:	**-**	**-**	**-**	**-**	**-**	**125,000**	**-**	**125,000**

III. Fund Summary

Fund Summary	Previous Years	FY 2020/21	FY 2021/22	FY 2022/23	FY 2023/24	FY 2024/25	Future	Total
302 PAY-AS-YOU-GO	-	-	-	-	-	125,000	-	125,000
Total:	**-**	**-**	**-**	**-**	**-**	**125,000**	**-**	**125,000**

MIAMIBEACH

CITY OF MIAMI BEACH
FY 2021 - 2025 Capital Budget and 5-Year Capital Improvement Plan

I. General

ALTON ROAD FOUNTAIN AT 20TH STREET **MONUMENTS**

Project Number: 20001

Department: PROPERTY MANAGEMENT

Location: SOUTH BEACH

Description: The project includes the structural repairs and necessary reinforcements of the structural components of the monument (beams, columns and perimeter walls). The structural supporting concrete beams of the obelisk are located in the former pump room, these beams in the pump room are delaminating due to the severe spalling. Underneath the pump room, there's another room which is currently buried, this lower room's beams, columns and perimeter walls, are part of the monument's structure and their condition will be evaluated for possible damages. Attached to the west side of the original building

Projected date range: 10/01/2017 to 12/31/2020

II. Cost Summary

Cost Summary	Previous Years	FY 2020/21	FY 2021/22	FY 2022/23	FY 2023/24	FY 2024/25	Future	Total
CONSTRUCTION	218,150	-	-	-	-	-	-	218,150
DESIGN AND ENGINEERING	59,850	-	-	-	-	-	-	59,850
OIG FUNDING	1,000	-	-	-	-	-	-	1,000
Total:	**279,000**	**-**	**-**	**-**	**-**	**-**	**-**	**279,000**

III. Fund Summary

Fund Summary	Previous Years	FY 2020/21	FY 2021/22	FY 2022/23	FY 2023/24	FY 2024/25	Future	Total
305 SB QUALITY OF LIFE REST.TAX 1%	279,000	-	-	-	-	-	-	279,000
Total:	**279,000**	**-**	**-**	**-**	**-**	**-**	**-**	**279,000**

MIAMIBEACH

CITY OF MIAMI BEACH
FY 2021 - 2025 Capital Budget and 5-Year Capital Improvement Plan

I. General

FLAGLER MONUMENT SOLAR ILLUMINATION **MONUMENTS**

Project Number:	24630
Department:	PROPERTY MANAGEMENT
Location:	SOUTH BEACH
Description:	Implementation of a project to illuminate the Flagler Monument utilizing electricity generated by solar photo voltaic panels.
Projected date range:	10/01/2015 to 12/31/2020

II. Cost Summary

Cost Summary	Previous Years	FY 2020/21	FY 2021/22	FY 2022/23	FY 2023/24	FY 2024/25	Future	Total
CONSTRUCTION	289,000	-	-	-	-	-	-	289,000
Total:	**289,000**	**-**	**-**	**-**	**-**	**-**	**-**	**289,000**

III. Fund Summary

Fund Summary	Previous Years	FY 2020/21	FY 2021/22	FY 2022/23	FY 2023/24	FY 2024/25	Future	Total
301 CAP. PROJ. NOT FINANCED BY BON	89,000	-	-	-	-	-	-	89,000
302 PAY-AS-YOU-GO	200,000	-	-	-	-	-	-	200,000
Total:	**289,000**	**-**	**-**	**-**	**-**	**-**	**-**	**289,000**

MIAMIBEACH

CITY OF MIAMI BEACH
FY 2021 - 2025 Capital Budget and 5-Year Capital Improvement Plan

I. General

MBPD CUBAN MONUMENT RESTORATION **MONUMENTS**

Project Number:	64421
Department:	PROPERTY MANAGEMENT
Location:	SOUTH BEACH
Description:	This project is to replace the existing structure that is severely corroded and whose structural integrity has been severely compromised.
Projected date range:	10/01/2020 to 09/30/2021

II. Cost Summary

Cost Summary	Previous Years	FY 2020/21	FY 2021/22	FY 2022/23	FY 2023/24	FY 2024/25	Future	Total
CONTRACTED SERVICES REPAIR	-	35,174	-	-	-	-	-	35,174
OIG FUNDING	-	176	-	-	-	-	-	176
Total:	**-**	**35,350**	**-**	**-**	**-**	**-**	**-**	**35,350**

III. Fund Summary

Fund Summary	Previous Years	FY 2020/21	FY 2021/22	FY 2022/23	FY 2023/24	FY 2024/25	Future	Total
305 SB QUALITY OF LIFE REST.TAX 1%	-	35,350	-	-	-	-	-	35,350
Total:	**-**	**35,350**	**-**	**-**	**-**	**-**	**-**	**35,350**

MIAMIBEACH

CITY OF MIAMI BEACH
FY 2021 - 2025 Capital Budget and 5-Year Capital Improvement Plan

I. General

WATER TOWER RESTORATION STAR ISLAND **MONUMENTS**

Project Number: 60031

Department: PROPERTY MANAGEMENT

Location: SOUTH BEACH

Description: Restoration of the Star Island Water Tower; scope includes the structural restoration, repaint the monument, replace doors and windows, remove ladder, reconstruct tower base, remove plants, water proofing, adding lighting protection system, replace water level controls, landscape improvements and corrections. Location: 12 Star Island Drive.

Projected date range: 10/01/2021 to 09/30/2022

II. Cost Summary

Cost Summary	Previous Years	FY 2020/21	FY 2021/22	FY 2022/23	FY 2023/24	FY 2024/25	Future	Total
CONTRACTED SERVICES REPAIR	-	-	350,000	-	-	-	-	350,000
Total:	**-**	**-**	**350,000**	**-**	**-**	**-**	**-**	**350,000**

III. Fund Summary

Fund Summary	Previous Years	FY 2020/21	FY 2021/22	FY 2022/23	FY 2023/24	FY 2024/25	Future	Total
125 CAPITAL RENEWAL & REPLACEMENT	-	-	350,000	-	-	-	-	350,000
Total:	**-**	**-**	**350,000**	**-**	**-**	**-**	**-**	**350,000**

MIAMIBEACH

CITY OF MIAMI BEACH
FY 2021 - 2025 Capital Budget and 5-Year Capital Improvement Plan

I. General

WORLD WAR MEMORIAL **MONUMENTS**

Project Number:	20011
Department:	TOURISM & CULTURAL DEPARTMENT
Location:	SOUTH BEACH
Description:	Restoration of the World War Memorial includes cleaning the stone, conserve bronze, remove, contain and replace paint on gun. Location: 512 12th Street.
Projected date range:	10/01/2020 to 09/30/2021

II. Cost Summary

Cost Summary	Previous Years	FY 2020/21	FY 2021/22	FY 2022/23	FY 2023/24	FY 2024/25	Future	Total
CONSTRUCTION	-	61,692	-	-	-	-	-	61,692
OIG FUNDING	-	308	-	-	-	-	-	308
Total:	**-**	**62,000**	**-**	**-**	**-**	**-**	**-**	**62,000**

III. Fund Summary

Fund Summary	Previous Years	FY 2020/21	FY 2021/22	FY 2022/23	FY 2023/24	FY 2024/25	Future	Total
305 SB QUALITY OF LIFE REST.TAX 1%	-	62,000	-	-	-	-	-	62,000
Total:	**-**	**62,000**	**-**	**-**	**-**	**-**	**-**	**62,000**

MIAMIBEACH

MIAMIBEACH

CITY OF MIAMI BEACH
FY 2021 - 2025 Capital Budget and 5-Year Capital Improvement Plan

I. General

BISCAYNE BEACH ADDITIONAL PARKING **PARKING**

Project Number: 21718

Department: CAPITAL IMPROVEMENT PROGRAM

Location: NORTH BEACH

Description: Description: On December 14, 2016. The Mayor and City Commission approved Resolution No. 2016-29681 authorizing the expansion of parking spaces in the Biscayne Beach Neighborhood which is generally bounded by 79th Street on the south, 85th Street on the north, Crespi Boulevard on the east; and Hawthorne Avenue on the west. The Biscayne Beach additional parking project entails the conversion of the 79th Street traffic pattern from two-way to one-way circulation and changing the existing parallel parking with 45-degree angle parking in order to gain 7 spaces; conversion of Still Water Drive southbound to a one-way street to gain 4 spaces and conversion of 5 bus bays within the neighborhood into stop bulb out to gain approximately 12 parking space. The project will create 23 additional parking spaces for the neighborhood.

Projected date range: 10/01/2017 to 12/30/2020

II. Cost Summary

Cost Summary	Previous Years	FY 2020/21	FY 2021/22	FY 2022/23	FY 2023/24	FY 2024/25	Future	Total
CONSTRUCTION	152,738	-	-	-	-	-	-	152,738
CONSTRUCTION MANAGEMENT	15,136	-	-	-	-	-	-	15,136
CONTINGENCY	15,169	-	-	-	-	-	-	15,169
DESIGN AND ENGINEERING	65,957	-	-	-	-	-	-	65,957
OIG FUNDING	1,000	-	-	-	-	-	-	1,000
Total:	**250,000**	**-**	**-**	**-**	**-**	**-**	**-**	**250,000**

III. Fund Summary

Fund Summary	Previous Years	FY 2020/21	FY 2021/22	FY 2022/23	FY 2023/24	FY 2024/25	Future	Total
490 PARKING CAPITAL NOT BONDS	250,000	-	-	-	-	-	-	250,000
Total:	**250,000**	**-**	**-**	**-**	**-**	**-**	**-**	**250,000**

MIAMIBEACH

MIAMIBEACH

CITY OF MIAMI BEACH
FY 2021 - 2025 Capital Budget and 5-Year Capital Improvement Plan

I. General

12TH ST GARAGE- INT. FLOOR DRAINAGE **PARKING GARAGES**

Project Number:	60522
Department:	PROPERTY MANAGEMENT
Location:	SOUTH BEACH
Description:	12th street garage-renewal interior floor drainage piping
Projected date range:	10/01/2021 to 09/30/2022

II. Cost Summary

Cost Summary	Previous Years	FY 2020/21	FY 2021/22	FY 2022/23	FY 2023/24	FY 2024/25	Future	Total
CONTRACTED SERVICES REPAIR	-	-	25,000	-	-	-	-	25,000
Total:	**-**	**-**	**25,000**	**-**	**-**	**-**	**-**	**25,000**

III. Fund Summary

Fund Summary	Previous Years	FY 2020/21	FY 2021/22	FY 2022/23	FY 2023/24	FY 2024/25	Future	Total
490 PARKING CAPITAL NOT BONDS	-	-	25,000	-	-	-	-	25,000
Total:	**-**	**-**	**25,000**	**-**	**-**	**-**	**-**	**25,000**

MIAMIBEACH

CITY OF MIAMI BEACH
FY 2021 - 2025 Capital Budget and 5-Year Capital Improvement Plan

I. General

12TH ST GARAGE-STAIRWELL DOOR **PARKING GARAGES**

Project Number:	61123
Department:	PROPERTY MANAGEMENT
Location:	SOUTH BEACH
Description:	12th street garage-stairwell door renewal
Projected date range:	10/01/2022 to 09/30/2023

II. Cost Summary

Cost Summary	Previous Years	FY 2020/21	FY 2021/22	FY 2022/23	FY 2023/24	FY 2024/25	Future	Total
CONTRACTED SERVICES REPAIR	-	-	-	32,000	-	-	-	32,000
Total:	**-**	**-**	**-**	**32,000**	**-**	**-**	**-**	**32,000**

III. Fund Summary

Fund Summary	Previous Years	FY 2020/21	FY 2021/22	FY 2022/23	FY 2023/24	FY 2024/25	Future	Total
490 PARKING CAPITAL NOT BONDS	-	-	-	32,000	-	-	-	32,000
Total:	**-**	**-**	**-**	**32,000**	**-**	**-**	**-**	**32,000**

MIAMIBEACH

CITY OF MIAMI BEACH
FY 2021 - 2025 Capital Budget and 5-Year Capital Improvement Plan

I. General

12TH ST GRGE-ELEVATOR REPLACEMENT **PARKING GARAGES**

Project Number:	22120
Department:	PROPERTY MANAGEMENT
Location:	SOUTH BEACH
Description:	Replacement of the Elevator at the 12th street parking garage.
Projected date range:	10/01/2019 to 06/01/2021

II. Cost Summary

Cost Summary	Previous Years	FY 2020/21	FY 2021/22	FY 2022/23	FY 2023/24	FY 2024/25	Future	Total
EQUIPMENT	249,000	-	-	-	-	-	-	249,000
OIG FUNDING	1,000	-	-	-	-	-	-	1,000
Total:	**250,000**	**-**	**-**	**-**	**-**	**-**	**-**	**250,000**

III. Fund Summary

Fund Summary	Previous Years	FY 2020/21	FY 2021/22	FY 2022/23	FY 2023/24	FY 2024/25	Future	Total
490 PARKING CAPITAL NOT BONDS	250,000	-	-	-	-	-	-	250,000
Total:	**250,000**	**-**	**-**	**-**	**-**	**-**	**-**	**250,000**

MIAMIBEACH

CITY OF MIAMI BEACH
FY 2021 - 2025 Capital Budget and 5-Year Capital Improvement Plan

I. General

12TH ST. GARAGE-STAIRWELL RAILING **PARKING GARAGES**

Project Number:	61223
Department:	PROPERTY MANAGEMENT
Location:	SOUTH BEACH
Description:	12TH Street garage-stairwell railing replacement
Projected date range:	10/01/2022 to 09/30/2023

II. Cost Summary

Cost Summary	Previous Years	FY 2020/21	FY 2021/22	FY 2022/23	FY 2023/24	FY 2024/25	Future	Total
CONTRACTED SERVICES REPAIR	-	-	-	25,000	-	-	-	25,000
Total:	**-**	**-**	**-**	**25,000**	**-**	**-**	**-**	**25,000**

III. Fund Summary

Fund Summary	Previous Years	FY 2020/21	FY 2021/22	FY 2022/23	FY 2023/24	FY 2024/25	Future	Total
490 PARKING CAPITAL NOT BONDS	-	-	-	25,000	-	-	-	25,000
Total:	**-**	**-**	**-**	**25,000**	**-**	**-**	**-**	**25,000**

MIAMIBEACH

CITY OF MIAMI BEACH
FY 2021 - 2025 Capital Budget and 5-Year Capital Improvement Plan

I. General

12TH STREET GARAGE ROOF AND DECK **PARKING GARAGES**

Project Number: 62418
Department: PROPERTY MANAGEMENT
Location: SOUTH BEACH
Description: Application of a traffic coating to all ramps and decks to protect surface. The unsealed, porous decks and ramps score very poorly in the city's cleanliness assessment.

Projected date range: 10/01/2017 to 09/30/2021

II. Cost Summary

Cost Summary	Previous Years	FY 2020/21	FY 2021/22	FY 2022/23	FY 2023/24	FY 2024/25	Future	Total
CONTRACTED SERVICES REPAIR	298,000	806	-	-	-	-	-	298,806
OIG FUNDING	1,000	-	-	-	-	-	-	1,000
OTHER CONTRACTUAL SERVICES	299,806	(299,806)	-	-	-	-	-	-
Total:	**598,806**	**(299,000)**	**-**	**-**	**-**	**-**	**-**	**299,806**

III. Fund Summary

Fund Summary	Previous Years	FY 2020/21	FY 2021/22	FY 2022/23	FY 2023/24	FY 2024/25	Future	Total
486 2010 PARKING BONDS 2010-27491	299,000	806	-	-	-	-	-	299,806
490 PARKING CAPITAL NOT BONDS	299,806	(299,806)	-	-	-	-	-	-
Total:	**598,806**	**(299,000)**	**-**	**-**	**-**	**-**	**-**	**299,806**

MIAMIBEACH

CITY OF MIAMI BEACH
FY 2021 - 2025 Capital Budget and 5-Year Capital Improvement Plan

I. General

12TH STREET GARAGE-DOMESTIC WATER **PARKING GARAGES**

Project Number: 63221
Department: PROPERTY MANAGEMENT
Location: SOUTH BEACH
Description: The current system lacks controls, a back-flow preventer in addition to piping protection through out the pipe runs. This leaves the system susceptible to vandalism and being struck by careless drivers
Projected date range: 10/01/2021 to 09/30/2022

II. Cost Summary

Cost Summary	Previous Years	FY 2020/21	FY 2021/22	FY 2022/23	FY 2023/24	FY 2024/25	Future	Total
CONTRACTED SERVICES REPAIR	-	-	78,300	-	-	-	-	78,300
Total:	**-**	**-**	**78,300**	**-**	**-**	**-**	**-**	**78,300**

III. Fund Summary

Fund Summary	Previous Years	FY 2020/21	FY 2021/22	FY 2022/23	FY 2023/24	FY 2024/25	Future	Total
490 PARKING CAPITAL NOT BONDS	-	-	78,300	-	-	-	-	78,300
Total:	**-**	**-**	**78,300**	**-**	**-**	**-**	**-**	**78,300**

MIAMIBEACH

CITY OF MIAMI BEACH
FY 2021 - 2025 Capital Budget and 5-Year Capital Improvement Plan

I. General

12TH STREET GARAGE-ROOF RENEWAL **PARKING GARAGES**

Project Number:	67618
Department:	PROPERTY MANAGEMENT
Location:	SOUTH BEACH
Description:	12th street parking garage roof renewal
Projected date range:	10/01/2019 to 09/30/2021

II. Cost Summary

Cost Summary	Previous Years	FY 2020/21	FY 2021/22	FY 2022/23	FY 2023/24	FY 2024/25	Future	Total
CONTRACTED SERVICES REPAIR	64,000	-	-	-	-	-	-	64,000
Total:	**64,000**	**-**	**-**	**-**	**-**	**-**	**-**	**64,000**

III. Fund Summary

Fund Summary	Previous Years	FY 2020/21	FY 2021/22	FY 2022/23	FY 2023/24	FY 2024/25	Future	Total
490 PARKING CAPITAL NOT BONDS	64,000	-	-	-	-	-	-	64,000
Total:	**64,000**	**-**	**-**	**-**	**-**	**-**	**-**	**64,000**

MIAMIBEACH

CITY OF MIAMI BEACH
FY 2021 - 2025 Capital Budget and 5-Year Capital Improvement Plan

I. General

12TH STREET OVERHEAD GATE RENEWAL **PARKING GARAGES**

Project Number:	62223
Department:	PROPERTY MANAGEMENT
Location:	SOUTH BEACH
Description:	The overhead coiling gate at the garage entrance is beyond useful life as determined by the latest VFA facilities assessment. This includes the electric operator as well as the coiling grills. The system in its current condition will not allow proper closure of the garage leaving it open and creating a security risk.
Projected date range:	10/01/2022 to 09/30/2023

II. Cost Summary

Cost Summary	Previous Years	FY 2020/21	FY 2021/22	FY 2022/23	FY 2023/24	FY 2024/25	Future	Total
CONTRACTED SERVICES REPAIR	-	-	-	61,100	-	-	-	61,100
Total:	**-**	**-**	**-**	**61,100**	**-**	**-**	**-**	**61,100**

III. Fund Summary

Fund Summary	Previous Years	FY 2020/21	FY 2021/22	FY 2022/23	FY 2023/24	FY 2024/25	Future	Total
490 PARKING CAPITAL NOT BONDS	-	-	-	61,100	-	-	-	61,100
Total:	**-**	**-**	**-**	**61,100**	**-**	**-**	**-**	**61,100**

MIAMIBEACH

CITY OF MIAMI BEACH
FY 2021 - 2025 Capital Budget and 5-Year Capital Improvement Plan

I. General

13TH ST GARAGE FIRE ALARM **PARKING GARAGES**

Project Number:	60130
Department:	PROPERTY MANAGEMENT
Location:	SOUTH BEACH
Description:	FIRE ALARM REPLACEMENT - Replace fire alarm to comply with code requirements.
Projected date range:	10/01/2015 to 12/31/2020

II. Cost Summary

Cost Summary	Previous Years	FY 2020/21	FY 2021/22	FY 2022/23	FY 2023/24	FY 2024/25	Future	Total
EQUIPMENT	17,445	-	-	-	-	-	-	17,445
OTHER CONTRACTUAL SERVICES	29,135	-	-	-	-	-	-	29,135
Total:	**46,580**	**-**	**-**	**-**	**-**	**-**	**-**	**46,580**

III. Fund Summary

Fund Summary	Previous Years	FY 2020/21	FY 2021/22	FY 2022/23	FY 2023/24	FY 2024/25	Future	Total
480 PARKING OPERATIONS FUND	46,580	-	-	-	-	-	-	46,580
Total:	**46,580**	**-**	**-**	**-**	**-**	**-**	**-**	**46,580**

MIAMIBEACH

CITY OF MIAMI BEACH
FY 2021 - 2025 Capital Budget and 5-Year Capital Improvement Plan

I. General

13TH ST. GARA -PARKING SIGN RENEWAL **PARKING GARAGES**

Project Number:	60622
Department:	PROPERTY MANAGEMENT
Location:	SOUTH BEACH
Description:	13th street garage-parking sign renewal
Projected date range:	10/01/2021 to 09/30/2022

II. Cost Summary

Cost Summary	Previous Years	FY 2020/21	FY 2021/22	FY 2022/23	FY 2023/24	FY 2024/25	Future	Total
RENEW AND REPLACEMENT	-	-	30,000	-	-	-	-	30,000
Total:	**-**	**-**	**30,000**	**-**	**-**	**-**	**-**	**30,000**

III. Fund Summary

Fund Summary	Previous Years	FY 2020/21	FY 2021/22	FY 2022/23	FY 2023/24	FY 2024/25	Future	Total
490 PARKING CAPITAL NOT BONDS	-	-	30,000	-	-	-	-	30,000
Total:	**-**	**-**	**30,000**	**-**	**-**	**-**	**-**	**30,000**

MIAMIBEACH

CITY OF MIAMI BEACH
FY 2021 - 2025 Capital Budget and 5-Year Capital Improvement Plan

I. General

13TH ST. GARAGE-STAIRWELL RAILING **PARKING GARAGES**

Project Number:	61317
Department:	PROPERTY MANAGEMENT
Location:	SOUTH BEACH
Description:	The guardrails at the elevator lobbies and throughout the stairwells are rusted and deteriorated. This has reduced the strength capabilities of the handrails, in addition to not being code compliant.
Projected date range:	10/01/2021 to 09/30/2022

II. Cost Summary

Cost Summary	Previous Years	FY 2020/21	FY 2021/22	FY 2022/23	FY 2023/24	FY 2024/25	Future	Total
CONTRACTED SERVICES REPAIR	-	-	50,000	-	-	-	-	50,000
Total:	**-**	**-**	**50,000**	**-**	**-**	**-**	**-**	**50,000**

III. Fund Summary

Fund Summary	Previous Years	FY 2020/21	FY 2021/22	FY 2022/23	FY 2023/24	FY 2024/25	Future	Total
490 PARKING CAPITAL NOT BONDS	-	-	50,000	-	-	-	-	50,000
Total:	**-**	**-**	**50,000**	**-**	**-**	**-**	**-**	**50,000**

MIAMIBEACH

CITY OF MIAMI BEACH
FY 2021 - 2025 Capital Budget and 5-Year Capital Improvement Plan

I. General

13TH ST. GARAGE-WINDOW/GLASS BLOCK **PARKING GARAGES**

Project Number:	61217
Department:	PROPERTY MANAGEMENT
Location:	SOUTH BEACH
Description:	The glass block wall on the south elevation of the garage has several blocks that are damaged/broken and many that need to be re-grouted in order to protect the appearance and the building envelope.
Projected date range:	10/01/2020 to 09/30/2021

II. Cost Summary

Cost Summary	Previous Years	FY 2020/21	FY 2021/22	FY 2022/23	FY 2023/24	FY 2024/25	Future	Total
CONTRACTED SERVICES REPAIR	-	30,174	-	-	-	-	-	30,174
OIG FUNDING	-	176	-	-	-	-	-	176
OTHER CONTRACTUAL SERVICES	-	5,000	-	-	-	-	-	5,000
Total:	**-**	**35,350**	**-**	**-**	**-**	**-**	**-**	**35,350**

III. Fund Summary

Fund Summary	Previous Years	FY 2020/21	FY 2021/22	FY 2022/23	FY 2023/24	FY 2024/25	Future	Total
486 2010 PARKING BONDS 2010-27491	-	35,350	-	-	-	-	-	35,350
Total:	**-**	**35,350**	**-**	**-**	**-**	**-**	**-**	**35,350**

MIAMIBEACH

CITY OF MIAMI BEACH
FY 2021 - 2025 Capital Budget and 5-Year Capital Improvement Plan

I. General

13TH STREET GARAGE - WATER SYSTEM **PARKING GARAGES**

Project Number:	64419
Department:	PROPERTY MANAGEMENT
Location:	SOUTH BEACH
Description:	This will allow for control of the water system and the inclusion of a backflow preventer. It will also provide protection to the piping from external forces.
Projected date range:	10/01/2018 to 12/31/2020

II. Cost Summary

Cost Summary	Previous Years	FY 2020/21	FY 2021/22	FY 2022/23	FY 2023/24	FY 2024/25	Future	Total
CONTRACTED SERVICES REPAIR	29,773	-	-	-	-	-	-	29,773
PROFESSIONAL SERVICES	3,227	-	-	-	-	-	-	3,227
Total:	**33,000**	**-**	**-**	**-**	**-**	**-**	**-**	**33,000**

III. Fund Summary

Fund Summary	Previous Years	FY 2020/21	FY 2021/22	FY 2022/23	FY 2023/24	FY 2024/25	Future	Total
490 PARKING CAPITAL NOT BONDS	33,000	-	-	-	-	-	-	33,000
Total:	**33,000**	**-**	**-**	**-**	**-**	**-**	**-**	**33,000**

MIAMIBEACH

CITY OF MIAMI BEACH
FY 2021 - 2025 Capital Budget and 5-Year Capital Improvement Plan

I. General

13TH STREET GARAGE LIGHTING (LED) **PARKING GARAGES**

Project Number: 62218
Department: PROPERTY MANAGEMENT
Location: SOUTH BEACH
Description: Replacement of inefficient lighting system with a high efficiency LED system that will provide a safer well lit interior environment in the garage.

Projected date range: 10/01/2017 to 12/31/2020

II. Cost Summary

Cost Summary	Previous Years	FY 2020/21	FY 2021/22	FY 2022/23	FY 2023/24	FY 2024/25	Future	Total
OTHER CONTRACTUAL SERVICES	86,000	-	-	-	-	-	-	86,000
Total:	**86,000**	**-**	**-**	**-**	**-**	**-**	**-**	**86,000**

III. Fund Summary

Fund Summary	Previous Years	FY 2020/21	FY 2021/22	FY 2022/23	FY 2023/24	FY 2024/25	Future	Total
490 PARKING CAPITAL NOT BONDS	86,000	-	-	-	-	-	-	86,000
Total:	**86,000**	**-**	**-**	**-**	**-**	**-**	**-**	**86,000**

MIAMIBEACH

CITY OF MIAMI BEACH
FY 2021 - 2025 Capital Budget and 5-Year Capital Improvement Plan

I. General

13TH STREET GARAGE NEON RENEWAL **PARKING GARAGES**

Project Number: 62522

Department: PROPERTY MANAGEMENT

Location: SOUTH BEACH

Description: This garage is home to two iconic neon signs, one over the entrance (Municipal Parking) and one on the Collins Avenue side (Parking) they are both in substantial need of refurbishment. The City will also seek a more Eco-friendly alternative that will provide the same look as what the neon gases provide.

Projected date range: 10/01/2021 to 09/30/2022

II. Cost Summary

Cost Summary	Previous Years	FY 2020/21	FY 2021/22	FY 2022/23	FY 2023/24	FY 2024/25	Future	Total
CONTRACTED SERVICES REPAIR	-	-	66,200	-	-	-	-	66,200
Total:	**-**	**-**	**66,200**	**-**	**-**	**-**	**-**	**66,200**

III. Fund Summary

Fund Summary	Previous Years	FY 2020/21	FY 2021/22	FY 2022/23	FY 2023/24	FY 2024/25	Future	Total
486 2010 PARKING BONDS 2010-27491	-	-	66,200	-	-	-	-	66,200
Total:	**-**	**-**	**66,200**	**-**	**-**	**-**	**-**	**66,200**

MIAMIBEACH

CITY OF MIAMI BEACH
FY 2021 - 2025 Capital Budget and 5-Year Capital Improvement Plan

I. General

13TH STREET GARAGE-40YR CERT. **PARKING GARAGES**

Project Number:	63321
Department:	PROPERTY MANAGEMENT
Location:	SOUTH BEACH
Description:	13th street garage-40yr certification
Projected date range:	10/01/2020 to 09/30/2022

II. Cost Summary

Cost Summary	Previous Years	FY 2020/21	FY 2021/22	FY 2022/23	FY 2023/24	FY 2024/25	Future	Total
CONTRACTED SERVICES REPAIR	-	298,507	-	-	-	-	-	298,507
OIG FUNDING	-	1,493	-	-	-	-	-	1,493
Total:	**-**	**300,000**	**-**	**-**	**-**	**-**	**-**	**300,000**

III. Fund Summary

Fund Summary	Previous Years	FY 2020/21	FY 2021/22	FY 2022/23	FY 2023/24	FY 2024/25	Future	Total
486 2010 PARKING BONDS 2010-27491	-	300,000	-	-	-	-	-	300,000
Total:	**-**	**300,000**	**-**	**-**	**-**	**-**	**-**	**300,000**

MIAMIBEACH

CITY OF MIAMI BEACH
FY 2021 - 2025 Capital Budget and 5-Year Capital Improvement Plan

I. General

13TH STREET PARKING GARAGE COATING **PARKING GARAGES**

Project Number:	60120
Department:	PROPERTY MANAGEMENT
Location:	SOUTH BEACH
Description:	13th street Parking Garage roof and parking deck coating.
Projected date range:	10/01/2019 to 12/31/2020

II. Cost Summary

Cost Summary	Previous Years	FY 2020/21	FY 2021/22	FY 2022/23	FY 2023/24	FY 2024/25	Future	Total
CONTRACTED SERVICES REPAIR	796,000	-	-	-	-	-	-	796,000
OIG FUNDING	4,000	-	-	-	-	-	-	4,000
Total:	**800,000**	**-**	**-**	**-**	**-**	**-**	**-**	**800,000**

III. Fund Summary

Fund Summary	Previous Years	FY 2020/21	FY 2021/22	FY 2022/23	FY 2023/24	FY 2024/25	Future	Total
486 2010 PARKING BONDS 2010-27491	800,000	-	-	-	-	-	-	800,000
Total:	**800,000**	**-**	**-**	**-**	**-**	**-**	**-**	**800,000**

MIAMIBEACH

CITY OF MIAMI BEACH
FY 2021 - 2025 Capital Budget and 5-Year Capital Improvement Plan

I. General

13TH STREET PARKING GARAGE ELEVATOR **PARKING GARAGES**

Project Number:	61660
Department:	PROPERTY MANAGEMENT
Location:	SOUTH BEACH
Description:	ELEVATORS REPLACEMENT - Replace 2 elevators due to age
Projected date range:	10/01/2015 to 05/01/2021

II. Cost Summary

Cost Summary	Previous Years	FY 2020/21	FY 2021/22	FY 2022/23	FY 2023/24	FY 2024/25	Future	Total
PROFESSIONAL SERVICES	11,436	-	-	-	-	-	-	11,436
RENOVATION	313,864	-	-	-	-	-	-	313,864
Total:	**325,300**	**-**	**-**	**-**	**-**	**-**	**-**	**325,300**

III. Fund Summary

Fund Summary	Previous Years	FY 2020/21	FY 2021/22	FY 2022/23	FY 2023/24	FY 2024/25	Future	Total
480 PARKING OPERATIONS FUND	325,300	-	-	-	-	-	-	325,300
Total:	**325,300**	**-**	**-**	**-**	**-**	**-**	**-**	**325,300**

MIAMIBEACH

CITY OF MIAMI BEACH
FY 2021 - 2025 Capital Budget and 5-Year Capital Improvement Plan

I. General

16TH ST GARAGE-EXTERIOR RENEWAL **PARKING GARAGES**

Project Number:	21124
Department:	PROPERTY MANAGEMENT
Location:	SOUTH BEACH
Description:	16th street garage-exterior renewal/retail roof.
Projected date range:	10/01/2023 to 09/30/2025

II. Cost Summary

Cost Summary	Previous Years	FY 2020/21	FY 2021/22	FY 2022/23	FY 2023/24	FY 2024/25	Future	Total
CONSTRUCTION	-	-	-	-	400,000	-	-	400,000
Total:	**-**	**-**	**-**	**-**	**400,000**	**-**	**-**	**400,000**

III. Fund Summary

Fund Summary	Previous Years	FY 2020/21	FY 2021/22	FY 2022/23	FY 2023/24	FY 2024/25	Future	Total
463 RDA- GARAGE FUND	-	-	-	-	400,000	-	-	400,000
Total:	**-**	**-**	**-**	**-**	**400,000**	**-**	**-**	**400,000**

MIAMIBEACH

CITY OF MIAMI BEACH
FY 2021 - 2025 Capital Budget and 5-Year Capital Improvement Plan

I. General

16TH ST GARAGE-WATER DISTRIBUTION **PARKING GARAGES**

Project Number:	60023
Department:	PROPERTY MANAGEMENT
Location:	SOUTH BEACH
Description:	16th street garage-domestic water distribution
Projected date range:	10/01/2022 to 09/30/2023

II. Cost Summary

Cost Summary	Previous Years	FY 2020/21	FY 2021/22	FY 2022/23	FY 2023/24	FY 2024/25	Future	Total
CONTRACTED SERVICES REPAIR	-	-	-	75,000	-	-	-	75,000
Total:	**-**	**-**	**-**	**75,000**	**-**	**-**	**-**	**75,000**

III. Fund Summary

Fund Summary	Previous Years	FY 2020/21	FY 2021/22	FY 2022/23	FY 2023/24	FY 2024/25	Future	Total
463 RDA- GARAGE FUND	-	-	-	75,000	-	-	-	75,000
Total:	**-**	**-**	**-**	**75,000**	**-**	**-**	**-**	**75,000**

MIAMIBEACH

CITY OF MIAMI BEACH
FY 2021 - 2025 Capital Budget and 5-Year Capital Improvement Plan

I. General

16TH ST.GARAGE-JOINT REPLACEMENT **PARKING GARAGES**

Project Number:	20022
Department:	PROPERTY MANAGEMENT
Location:	SOUTH BEACH
Description:	16th street garage-joint replacement
Projected date range:	10/01/2021 to 09/30/2022

II. Cost Summary

Cost Summary	Previous Years	FY 2020/21	FY 2021/22	FY 2022/23	FY 2023/24	FY 2024/25	Future	Total
CONSTRUCTION	-	-	200,000	-	-	-	-	200,000
Total:	**-**	**-**	**200,000**	**-**	**-**	**-**	**-**	**200,000**

III. Fund Summary

Fund Summary	Previous Years	FY 2020/21	FY 2021/22	FY 2022/23	FY 2023/24	FY 2024/25	Future	Total
463 RDA- GARAGE FUND	-	-	200,000	-	-	-	-	200,000
Total:	**-**	**-**	**200,000**	**-**	**-**	**-**	**-**	**200,000**

MIAMIBEACH

CITY OF MIAMI BEACH
FY 2021 - 2025 Capital Budget and 5-Year Capital Improvement Plan

I. General

16TH STREET CANVAS AWNING RENEWAL **PARKING GARAGES**

Project Number: 65521
Department: PROPERTY MANAGEMENT
Location: SOUTH BEACH
Description: As determined by VFA assessment, exterior canvas awnings over the north side store fronts are past their useful life. The appearance of the awnings and frame has severely deteriorated.
Projected date range: 10/01/2020 to 09/30/2021

II. Cost Summary

Cost Summary	Previous Years	FY 2020/21	FY 2021/22	FY 2022/23	FY 2023/24	FY 2024/25	Future	Total
CONTRACTED SERVICES REPAIR	-	50,279	-	-	-	-	-	50,279
DESIGN AND ENGINEERING	-	6,000	-	-	-	-	-	6,000
OIG FUNDING	-	281	-	-	-	-	-	281
Total:	**-**	**56,560**	**-**	**-**	**-**	**-**	**-**	**56,560**

III. Fund Summary

Fund Summary	Previous Years	FY 2020/21	FY 2021/22	FY 2022/23	FY 2023/24	FY 2024/25	Future	Total
463 RDA- GARAGE FUND	-	56,560	-	-	-	-	-	56,560
Total:	**-**	**56,560**	**-**	**-**	**-**	**-**	**-**	**56,560**

MIAMIBEACH

CITY OF MIAMI BEACH
FY 2021 - 2025 Capital Budget and 5-Year Capital Improvement Plan

I. General

16TH STREET GARAGE (ANCHOR) - PAINT **PARKING GARAGES**

Project Number:	65019
Department:	PROPERTY MANAGEMENT
Location:	SOUTH BEACH
Description:	Painting of garage.
Projected date range:	10/01/2018 to 12/31/2020

II. Cost Summary

Cost Summary	Previous Years	FY 2020/21	FY 2021/22	FY 2022/23	FY 2023/24	FY 2024/25	Future	Total
CONTRACTED SERVICES REPAIR	100,000	-	-	-	-	-	-	100,000
Total:	**100,000**	**-**	**-**	**-**	**-**	**-**	**-**	**100,000**

III. Fund Summary

Fund Summary	Previous Years	FY 2020/21	FY 2021/22	FY 2022/23	FY 2023/24	FY 2024/25	Future	Total
463 RDA- GARAGE FUND	100,000	-	-	-	-	-	-	100,000
Total:	**100,000**	**-**	**-**	**-**	**-**	**-**	**-**	**100,000**

MIAMIBEACH

CITY OF MIAMI BEACH
FY 2021 - 2025 Capital Budget and 5-Year Capital Improvement Plan

I. General

16TH STREET GARAGE FIRE SPRINKLER **PARKING GARAGES**

Project Number: 61718

Department: PROPERTY MANAGEMENT

Location: SOUTH BEACH

Description: This projects consists of the replacement of the fire sprinkler system at Anchor Garage. Due to Florida Building Code and National Fire Protection code changes, the scope of the project has significantly increased including standpipes in all stairwells and the requirement to run the new system parallel to the existing system in order to never have the garage without fire protection during the renovation.

Projected date range: 10/01/2017 to 09/30/2021

II. Cost Summary

Cost Summary	Previous Years	FY 2020/21	FY 2021/22	FY 2022/23	FY 2023/24	FY 2024/25	Future	Total
OIG FUNDING	1,000	5,692	-	-	-	-	-	6,692
OTHER CONTRACTUAL SERVICES	299,000	1,138,308	-	-	-	-	-	1,437,308
Total:	**300,000**	**1,144,000**	**-**	**-**	**-**	**-**	**-**	**1,444,000**

III. Fund Summary

Fund Summary	Previous Years	FY 2020/21	FY 2021/22	FY 2022/23	FY 2023/24	FY 2024/25	Future	Total
463 RDA- GARAGE FUND	300,000	1,144,000	-	-	-	-	-	1,444,000
Total:	**300,000**	**1,144,000**	**-**	**-**	**-**	**-**	**-**	**1,444,000**

MIAMIBEACH

CITY OF MIAMI BEACH
FY 2021 - 2025 Capital Budget and 5-Year Capital Improvement Plan

I. General

16TH STREET GARAGE HVAC RENEWAL **PARKING GARAGES**

Project Number: 62422
Department: PROPERTY MANAGEMENT
Location: SOUTH BEACH
Description: The Anchor Garage has several HVAC units from 2007 and 2010 that are beyond useful life.
Projected date range: 10/01/2021 to 09/30/2022

II. Cost Summary

Cost Summary	Previous Years	FY 2020/21	FY 2021/22	FY 2022/23	FY 2023/24	FY 2024/25	Future	Total
CONTRACTED SERVICES REPAIR	-	-	33,850	-	-	-	-	33,850
Total:	**-**	**-**	**33,850**	**-**	**-**	**-**	**-**	**33,850**

III. Fund Summary

Fund Summary	Previous Years	FY 2020/21	FY 2021/22	FY 2022/23	FY 2023/24	FY 2024/25	Future	Total
463 RDA- GARAGE FUND	-	-	33,850	-	-	-	-	33,850
Total:	**-**	**-**	**33,850**	**-**	**-**	**-**	**-**	**33,850**

MIAMIBEACH

CITY OF MIAMI BEACH
FY 2021 - 2025 Capital Budget and 5-Year Capital Improvement Plan

I. General

16TH STREET GARAGE ROOF AND DECK **PARKING GARAGES**

Project Number: 61918

Department: PROPERTY MANAGEMENT

Location: SOUTH BEACH

Description: Application of a traffic coating to all ramps and decks to protect surface. The unsealed, porous decks and ramps score very poorly in the city's cleanliness assessment.

Projected date range: 10/01/2017 to 12/31/2020

II. Cost Summary

Cost Summary	Previous Years	FY 2020/21	FY 2021/22	FY 2022/23	FY 2023/24	FY 2024/25	Future	Total
OIG FUNDING	1,000	-	-	-	-	-	-	1,000
OTHER CONTRACTUAL SERVICES	1,807,000	-	-	-	-	-	-	1,807,000
Total:	**1,808,000**	**-**	**-**	**-**	**-**	**-**	**-**	**1,808,000**

III. Fund Summary

Fund Summary	Previous Years	FY 2020/21	FY 2021/22	FY 2022/23	FY 2023/24	FY 2024/25	Future	Total
463 RDA- GARAGE FUND	1,808,000	-	-	-	-	-	-	1,808,000
Total:	**1,808,000**	**-**	**-**	**-**	**-**	**-**	**-**	**1,808,000**

MIAMIBEACH

CITY OF MIAMI BEACH
FY 2021 - 2025 Capital Budget and 5-Year Capital Improvement Plan

I. General

16TH STREET GARAGE STAIRWAYS **PARKING GARAGES**

Project Number: 61818
Department: PROPERTY MANAGEMENT
Location: SOUTH BEACH
Description: Application of polyurethane pedestrian coating with aggregate to the four stairwells within the 16th Street Parking Garage.
Projected date range: 10/01/2017 to 12/31/2020

II. Cost Summary

Cost Summary	Previous Years	FY 2020/21	FY 2021/22	FY 2022/23	FY 2023/24	FY 2024/25	Future	Total
OIG FUNDING	1,000	-	-	-	-	-	-	1,000
OTHER CONTRACTUAL SERVICES	100,200	-	-	-	-	-	-	100,200
Total:	**101,200**	**-**	**-**	**-**	**-**	**-**	**-**	**101,200**

III. Fund Summary

Fund Summary	Previous Years	FY 2020/21	FY 2021/22	FY 2022/23	FY 2023/24	FY 2024/25	Future	Total
463 RDA- GARAGE FUND	101,200	-	-	-	-	-	-	101,200
Total:	**101,200**	**-**	**-**	**-**	**-**	**-**	**-**	**101,200**

MIAMIBEACH

CITY OF MIAMI BEACH
FY 2021 - 2025 Capital Budget and 5-Year Capital Improvement Plan

I. General

16TH STREET GARAGE-GENERATOR **PARKING GARAGES**

Project Number:	60324
Department:	PROPERTY MANAGEMENT
Location:	SOUTH BEACH
Description:	Renewal of the generator
Projected date range:	10/01/2023 to 09/30/2024

II. Cost Summary

Cost Summary	Previous Years	FY 2020/21	FY 2021/22	FY 2022/23	FY 2023/24	FY 2024/25	Future	Total
EQUIPMENT	-	-	-	-	250,000	-	-	250,000
Total:	**-**	**-**	**-**	**-**	**250,000**	**-**	**-**	**250,000**

III. Fund Summary

Fund Summary	Previous Years	FY 2020/21	FY 2021/22	FY 2022/23	FY 2023/24	FY 2024/25	Future	Total
463 RDA- GARAGE FUND	-	-	-	-	250,000	-	-	250,000
Total:	**-**	**-**	**-**	**-**	**250,000**	**-**	**-**	**250,000**

MIAMIBEACH

CITY OF MIAMI BEACH
FY 2021 - 2025 Capital Budget and 5-Year Capital Improvement Plan

I. General

16TH STREET GARAGE-OFFICE/RESTROOM **PARKING GARAGES**

Project Number:	62721
Department:	PROPERTY MANAGEMENT
Location:	SOUTH BEACH
Description:	16th street garage-office/restroom renewal
Projected date range:	10/01/2021 to 09/30/2022

II. Cost Summary

Cost Summary	Previous Years	FY 2020/21	FY 2021/22	FY 2022/23	FY 2023/24	FY 2024/25	Future	Total
CONTRACTED SERVICES REPAIR	-	-	30,000	-	-	-	-	30,000
Total:	**-**	**-**	**30,000**	**-**	**-**	**-**	**-**	**30,000**

III. Fund Summary

Fund Summary	Previous Years	FY 2020/21	FY 2021/22	FY 2022/23	FY 2023/24	FY 2024/25	Future	Total
463 RDA- GARAGE FUND	-	-	30,000	-	-	-	-	30,000
Total:	**-**	**-**	**30,000**	**-**	**-**	**-**	**-**	**30,000**

MIAMIBEACH

CITY OF MIAMI BEACH
FY 2021 - 2025 Capital Budget and 5-Year Capital Improvement Plan

I. General

16TH STREET GARAGE-ROOF TOP RENEWAL **PARKING GARAGES**

Project Number:	62821
Department:	PROPERTY MANAGEMENT
Location:	SOUTH BEACH
Description:	Renewal of elevator/stairwell enclosure rooftops, remove approx. 1500 sq ft of existing roof down to decking. Install new scuppers, insulation and flashing, add code compliant railings and tie off systems. apply roofing system that will carry a 25 year warranty
Projected date range:	10/01/2021 to 09/30/2022

II. Cost Summary

Cost Summary	Previous Years	FY 2020/21	FY 2021/22	FY 2022/23	FY 2023/24	FY 2024/25	Future	Total
CONTRACTED SERVICES REPAIR	-	-	33,350	-	-	-	-	33,350
Total:	**-**	**-**	**33,350**	**-**	**-**	**-**	**-**	**33,350**

III. Fund Summary

Fund Summary	Previous Years	FY 2020/21	FY 2021/22	FY 2022/23	FY 2023/24	FY 2024/25	Future	Total
463 RDA- GARAGE FUND	-	-	33,350	-	-	-	-	33,350
Total:	**-**	**-**	**33,350**	**-**	**-**	**-**	**-**	**33,350**

MIAMIBEACH

CITY OF MIAMI BEACH
FY 2021 - 2025 Capital Budget and 5-Year Capital Improvement Plan

I. General

17 ST GARAGE-GENERATOR REPLACEMENT **PARKING GARAGES**

Project Number:	67818
Department:	PROPERTY MANAGEMENT
Location:	SOUTH BEACH
Description:	Replacement of the generator
Projected date range:	10/01/2019 to 06/01/2021

II. Cost Summary

Cost Summary	Previous Years	FY 2020/21	FY 2021/22	FY 2022/23	FY 2023/24	FY 2024/25	Future	Total
CONTRACTED SERVICES REPAIR	120,000	-	-	-	-	-	-	120,000
Total:	**120,000**	**-**	**-**	**-**	**-**	**-**	**-**	**120,000**

III. Fund Summary

Fund Summary	Previous Years	FY 2020/21	FY 2021/22	FY 2022/23	FY 2023/24	FY 2024/25	Future	Total
490 PARKING CAPITAL NOT BONDS	120,000	-	-	-	-	-	-	120,000
Total:	**120,000**	**-**	**-**	**-**	**-**	**-**	**-**	**120,000**

MIAMIBEACH

CITY OF MIAMI BEACH
FY 2021 - 2025 Capital Budget and 5-Year Capital Improvement Plan

I. General

17 ST GRGE-STORAGE SPACE RENOVATION **PARKING GARAGES**

Project Number:	61517
Department:	PROPERTY MANAGEMENT
Location:	SOUTH BEACH
Description:	Renovation of the space below the ramps at the 17th street parking garage.
Projected date range:	10/01/2021 to 09/30/2022

II. Cost Summary

Cost Summary	Previous Years	FY 2020/21	FY 2021/22	FY 2022/23	FY 2023/24	FY 2024/25	Future	Total
RENOVATION	-	-	100,000	-	-	-	-	100,000
Total:	**-**	**-**	**100,000**	**-**	**-**	**-**	**-**	**100,000**

III. Fund Summary

Fund Summary	Previous Years	FY 2020/21	FY 2021/22	FY 2022/23	FY 2023/24	FY 2024/25	Future	Total
490 PARKING CAPITAL NOT BONDS	-	-	100,000	-	-	-	-	100,000
Total:	**-**	**-**	**100,000**	**-**	**-**	**-**	**-**	**100,000**

MIAMIBEACH

CITY OF MIAMI BEACH
FY 2021 - 2025 Capital Budget and 5-Year Capital Improvement Plan

I. General

1755 GARAGE FIRE PUMP REPLACEMENT **PARKING GARAGES**

Project Number:	61423
Department:	PROPERTY MANAGEMENT
Location:	SOUTH BEACH
Description:	Replacement of the fire pump at the 1755 Meridian Garage
Projected date range:	10/01/2022 to 09/30/2023

II. Cost Summary

Cost Summary	Previous Years	FY 2020/21	FY 2021/22	FY 2022/23	FY 2023/24	FY 2024/25	Future	Total
EQUIPMENT	-	-	-	100,000	-	-	-	100,000
Total:	**-**	**-**	**-**	**100,000**	**-**	**-**	**-**	**100,000**

III. Fund Summary

Fund Summary	Previous Years	FY 2020/21	FY 2021/22	FY 2022/23	FY 2023/24	FY 2024/25	Future	Total
490 PARKING CAPITAL NOT BONDS	-	-	-	100,000	-	-	-	100,000
Total:	**-**	**-**	**-**	**100,000**	**-**	**-**	**-**	**100,000**

MIAMIBEACH

CITY OF MIAMI BEACH
FY 2021 - 2025 Capital Budget and 5-Year Capital Improvement Plan

I. General

1755 GARAGE GENERATOR **PARKING GARAGES**

Project Number:	21224
Department:	PROPERTY MANAGEMENT
Location:	SOUTH BEACH
Description:	Replacement of the Generator at 1755 Meridian Garage
Projected date range:	10/01/2023 to 09/30/2024

II. Cost Summary

Cost Summary	Previous Years	FY 2020/21	FY 2021/22	FY 2022/23	FY 2023/24	FY 2024/25	Future	Total
EQUIPMENT	-	-	-	-	200,000	-	-	200,000
Total:	**-**	**-**	**-**	**-**	**200,000**	**-**	**-**	**200,000**

III. Fund Summary

Fund Summary	Previous Years	FY 2020/21	FY 2021/22	FY 2022/23	FY 2023/24	FY 2024/25	Future	Total
490 PARKING CAPITAL NOT BONDS	-	-	-	-	200,000	-	-	200,000
Total:	**-**	**-**	**-**	**-**	**200,000**	**-**	**-**	**200,000**

MIAMIBEACH

CITY OF MIAMI BEACH
FY 2021 - 2025 Capital Budget and 5-Year Capital Improvement Plan

I. General

1755 MERIDIAN GARAGE ELEVATOR **PARKING GARAGES**

Project Number:	20125
Department:	PROPERTY MANAGEMENT
Location:	SOUTH BEACH
Description:	Renewal of the Elevators at the 1755 Meridian Garage
Projected date range:	10/01/2025 to 09/30/2026

II. Cost Summary

Cost Summary	Previous Years	FY 2020/21	FY 2021/22	FY 2022/23	FY 2023/24	FY 2024/25	Future	Total
FUTURE	-	-	-	-	-	-	500,000	500,000
Total:	**-**	**-**	**-**	**-**	**-**	**-**	**500,000**	**500,000**

III. Fund Summary

Fund Summary	Previous Years	FY 2020/21	FY 2021/22	FY 2022/23	FY 2023/24	FY 2024/25	Future	Total
FUTURE	-	-	-	-	-	-	500,000	500,000
Total:	**-**	**-**	**-**	**-**	**-**	**-**	**500,000**	**500,000**

MIAMIBEACH

CITY OF MIAMI BEACH
FY 2021 - 2025 Capital Budget and 5-Year Capital Improvement Plan

I. General

1755 MERIDIAN GARAGE FLOOR DRAINAGE **PARKING GARAGES**

Project Number:	61917
Department:	PROPERTY MANAGEMENT
Location:	SOUTH BEACH
Description:	Interior floor drainage piping.
Projected date range:	10/01/2021 to 09/30/2022

II. Cost Summary

Cost Summary	Previous Years	FY 2020/21	FY 2021/22	FY 2022/23	FY 2023/24	FY 2024/25	Future	Total
CONTRACTED SERVICES REPAIR	-	-	200,000	-	-	-	-	200,000
Total:	**-**	**-**	**200,000**	**-**	**-**	**-**	**-**	**200,000**

III. Fund Summary

Fund Summary	Previous Years	FY 2020/21	FY 2021/22	FY 2022/23	FY 2023/24	FY 2024/25	Future	Total
490 PARKING CAPITAL NOT BONDS	-	-	200,000	-	-	-	-	200,000
Total:	**-**	**-**	**200,000**	**-**	**-**	**-**	**-**	**200,000**

MIAMIBEACH

CITY OF MIAMI BEACH
FY 2021 - 2025 Capital Budget and 5-Year Capital Improvement Plan

I. General

1755 MERIDIAN GARAGE LED LIGHTING **PARKING GARAGES**

Project Number:	60822
Department:	PROPERTY MANAGEMENT
Location:	SOUTH BEACH
Description:	Led lighting renewal
Projected date range:	10/01/2021 to 09/30/2022

II. Cost Summary

Cost Summary	Previous Years	FY 2020/21	FY 2021/22	FY 2022/23	FY 2023/24	FY 2024/25	Future	Total
CONTRACTED SERVICES REPAIR	-	-	150,000	-	-	-	-	150,000
Total:	**-**	**-**	**150,000**	**-**	**-**	**-**	**-**	**150,000**

III. Fund Summary

Fund Summary	Previous Years	FY 2020/21	FY 2021/22	FY 2022/23	FY 2023/24	FY 2024/25	Future	Total
490 PARKING CAPITAL NOT BONDS	-	-	150,000	-	-	-	-	150,000
Total:	**-**	**-**	**150,000**	**-**	**-**	**-**	**-**	**150,000**

MIAMIBEACH

CITY OF MIAMI BEACH
FY 2021 - 2025 Capital Budget and 5-Year Capital Improvement Plan

I. General

1755 MERIDIAN GARAGE OFFICE ROOF **PARKING GARAGES**

Project Number:	60125
Department:	PROPERTY MANAGEMENT
Location:	SOUTH BEACH
Description:	Renewal of the roof for the offices, stairs and elevators at the 1755 Meridian Garage
Projected date range:	10/01/2024 to 09/30/2025

II. Cost Summary

Cost Summary	Previous Years	FY 2020/21	FY 2021/22	FY 2022/23	FY 2023/24	FY 2024/25	Future	Total
CONTRACTED SERVICES REPAIR	-	-	-	-	-	300,000	-	300,000
Total:	**-**	**-**	**-**	**-**	**-**	**300,000**	**-**	**300,000**

III. Fund Summary

Fund Summary	Previous Years	FY 2020/21	FY 2021/22	FY 2022/23	FY 2023/24	FY 2024/25	Future	Total
490 PARKING CAPITAL NOT BONDS	-	-	-	-	-	300,000	-	300,000
Total:	**-**	**-**	**-**	**-**	**-**	**300,000**	**-**	**300,000**

MIAMIBEACH

CITY OF MIAMI BEACH
FY 2021 - 2025 Capital Budget and 5-Year Capital Improvement Plan

I. General

1755 MERIDIAN GARAGE ROOF AND DECK **PARKING GARAGES**

Project Number:	62518
Department:	PROPERTY MANAGEMENT
Location:	SOUTH BEACH
Description:	1755 Meridian Parking Garage Roof and Parking Deck Coating -
Projected date range:	10/01/2017 to 03/01/2021

II. Cost Summary

Cost Summary	Previous Years	FY 2020/21	FY 2021/22	FY 2022/23	FY 2023/24	FY 2024/25	Future	Total
CONTRACTED SERVICES REPAIR	1,396,000	(897,429)	-	-	-	-	-	498,571
OIG FUNDING	4,000	(2,571)	-	-	-	-	-	1,429
OTHER CONTRACTUAL SERVICES	500,000	(500,000)	-	-	-	-	-	-
Total:	**1,900,000**	**(1,400,000)**	**-**	**-**	**-**	**-**	**-**	**500,000**

III. Fund Summary

Fund Summary	Previous Years	FY 2020/21	FY 2021/22	FY 2022/23	FY 2023/24	FY 2024/25	Future	Total
486 2010 PARKING BONDS 2010-27491	1,400,000	(900,000)	-	-	-	-	-	500,000
490 PARKING CAPITAL NOT BONDS	500,000	(500,000)	-	-	-	-	-	-
Total:	**1,900,000**	**(1,400,000)**	**-**	**-**	**-**	**-**	**-**	**500,000**

MIAMIBEACH

CITY OF MIAMI BEACH
FY 2021 - 2025 Capital Budget and 5-Year Capital Improvement Plan

I. General

1755 MERIDIAN GRGE FIRE SPRINKLER **PARKING GARAGES**

Project Number:	20823
Department:	PROPERTY MANAGEMENT
Location:	SOUTH BEACH
Description:	Fire Sprinkler system replacement
Projected date range:	10/01/2022 to 09/30/2023

II. Cost Summary

Cost Summary	Previous Years	FY 2020/21	FY 2021/22	FY 2022/23	FY 2023/24	FY 2024/25	Future	Total
CONSTRUCTION	-	-	-	300,000	-	-	-	300,000
Total:	**-**	**-**	**-**	**300,000**	**-**	**-**	**-**	**300,000**

III. Fund Summary

Fund Summary	Previous Years	FY 2020/21	FY 2021/22	FY 2022/23	FY 2023/24	FY 2024/25	Future	Total
490 PARKING CAPITAL NOT BONDS	-	-	-	300,000	-	-	-	300,000
Total:	**-**	**-**	**-**	**300,000**	**-**	**-**	**-**	**300,000**

MIAMIBEACH

CITY OF MIAMI BEACH
FY 2021 - 2025 Capital Budget and 5-Year Capital Improvement Plan

I. General

17TH ST GARAGE 40YR RECERTIFICATION **PARKING GARAGES**

Project Number: 64018

Department: PROPERTY MANAGEMENT

Location: SOUTH BEACH

Description: The scope of this project includes the correction of the structural deficiencies outlined by the 40-year recertification conducted by Douglas Wood & Associates, Inc. All structures need to be re-certified when they reach 40 years of age in order to conform to the minimum inspection procedural guidelines as issued by the Miami-Dade County Board of Rules and Appeals.

Projected date range: 04/18/2018 to 12/31/2020

II. Cost Summary

Cost Summary	Previous Years	FY 2020/21	FY 2021/22	FY 2022/23	FY 2023/24	FY 2024/25	Future	Total
CONTRACTED SERVICES REPAIR	753,427	-	-	-	-	-	-	753,427
OIG FUNDING	2,000	-	-	-	-	-	-	2,000
Total:	**755,427**	**-**	**-**	**-**	**-**	**-**	**-**	**755,427**

III. Fund Summary

Fund Summary	Previous Years	FY 2020/21	FY 2021/22	FY 2022/23	FY 2023/24	FY 2024/25	Future	Total
486 2010 PARKING BONDS 2010-27491	484,833	-	-	-	-	-	-	484,833
490 PARKING CAPITAL NOT BONDS	270,594	-	-	-	-	-	-	270,594
Total:	**755,427**	**-**	**-**	**-**	**-**	**-**	**-**	**755,427**

MIAMIBEACH

CITY OF MIAMI BEACH
FY 2021 - 2025 Capital Budget and 5-Year Capital Improvement Plan

I. General

17TH ST GARAGE WATER DISTRIBUTION **PARKING GARAGES**

Project Number:	61617
Department:	PROPERTY MANAGEMENT
Location:	SOUTH BEACH
Description:	17th Street Parking garage domestic water distribution.
Projected date range:	10/01/2022 to 09/30/2023

II. Cost Summary

Cost Summary	Previous Years	FY 2020/21	FY 2021/22	FY 2022/23	FY 2023/24	FY 2024/25	Future	Total
CONTRACTED SERVICES REPAIR	-	-	-	75,000	-	-	-	75,000
Total:	**-**	**-**	**-**	**75,000**	**-**	**-**	**-**	**75,000**

III. Fund Summary

Fund Summary	Previous Years	FY 2020/21	FY 2021/22	FY 2022/23	FY 2023/24	FY 2024/25	Future	Total
490 PARKING CAPITAL NOT BONDS	-	-	-	75,000	-	-	-	75,000
Total:	**-**	**-**	**-**	**75,000**	**-**	**-**	**-**	**75,000**

MIAMIBEACH

CITY OF MIAMI BEACH
FY 2021 - 2025 Capital Budget and 5-Year Capital Improvement Plan

I. General

17TH ST GRGE INT. FLOOR DRAINAGE **PARKING GARAGES**

Project Number:	61417
Department:	PROPERTY MANAGEMENT
Location:	SOUTH BEACH
Description:	17th Street garage-renewal interior floor drainage piping.
Projected date range:	10/01/2021 to 09/30/2022

II. Cost Summary

Cost Summary	Previous Years	FY 2020/21	FY 2021/22	FY 2022/23	FY 2023/24	FY 2024/25	Future	Total
CONTRACTED SERVICES REPAIR	-	-	30,000	-	-	-	-	30,000
Total:	**-**	**-**	**30,000**	**-**	**-**	**-**	**-**	**30,000**

III. Fund Summary

Fund Summary	Previous Years	FY 2020/21	FY 2021/22	FY 2022/23	FY 2023/24	FY 2024/25	Future	Total
490 PARKING CAPITAL NOT BONDS	-	-	30,000	-	-	-	-	30,000
Total:	**-**	**-**	**30,000**	**-**	**-**	**-**	**-**	**30,000**

MIAMIBEACH

CITY OF MIAMI BEACH
FY 2021 - 2025 Capital Budget and 5-Year Capital Improvement Plan

I. General

17TH ST. PARKING GARAGE MAINTENANCE **PARKING GARAGES**

Project Number:	26290
Department:	PROPERTY MANAGEMENT
Location:	SOUTH BEACH
Description:	Project includes the addition of several floor drains to avoid ponding water, injection of structural cracks in columns on the 4th floor and miscellaneous work.
Projected date range:	10/01/2015 to 12/31/2020

II. Cost Summary

Cost Summary	Previous Years	FY 2020/21	FY 2021/22	FY 2022/23	FY 2023/24	FY 2024/25	Future	Total
CONSTRUCTION	174,769	-	-	-	-	-	-	174,769
DESIGN AND ENGINEERING	60,231	-	-	-	-	-	-	60,231
Total:	**235,000**	**-**	**-**	**-**	**-**	**-**	**-**	**235,000**

III. Fund Summary

Fund Summary	Previous Years	FY 2020/21	FY 2021/22	FY 2022/23	FY 2023/24	FY 2024/25	Future	Total
480 PARKING OPERATIONS FUND	100,000	-	-	-	-	-	-	100,000
486 2010 PARKING BONDS 2010-27491	135,000	-	-	-	-	-	-	135,000
Total:	**235,000**	**-**	**-**	**-**	**-**	**-**	**-**	**235,000**

MIAMIBEACH

CITY OF MIAMI BEACH
FY 2021 - 2025 Capital Budget and 5-Year Capital Improvement Plan

I. General

17TH ST.GARAGE-ELECTRICAL FEEDER **PARKING GARAGES**

Project Number:	22220
Department:	PROPERTY MANAGEMENT
Location:	SOUTH BEACH
Description:	17th Street parking Garage electrical feeder replacement.
Projected date range:	10/01/2021 to 09/30/2022

II. Cost Summary

Cost Summary	Previous Years	FY 2020/21	FY 2021/22	FY 2022/23	FY 2023/24	FY 2024/25	Future	Total
EQUIPMENT	-	-	225,000	-	-	-	-	225,000
Total:	**-**	**-**	**225,000**	**-**	**-**	**-**	**-**	**225,000**

III. Fund Summary

Fund Summary	Previous Years	FY 2020/21	FY 2021/22	FY 2022/23	FY 2023/24	FY 2024/25	Future	Total
490 PARKING CAPITAL NOT BONDS	-	-	225,000	-	-	-	-	225,000
Total:	**-**	**-**	**225,000**	**-**	**-**	**-**	**-**	**225,000**

MIAMIBEACH

CITY OF MIAMI BEACH
FY 2021 - 2025 Capital Budget and 5-Year Capital Improvement Plan

I. General

17TH STREET GARAGE - 1ST FL OFFICE **PARKING GARAGES**

Project Number:	64519
Department:	PROPERTY MANAGEMENT
Location:	SOUTH BEACH
Description:	Current workspace does not meet requirements for what is programmed for the space.
Projected date range:	10/01/2018 to 12/31/2020

II. Cost Summary

Cost Summary	Previous Years	FY 2020/21	FY 2021/22	FY 2022/23	FY 2023/24	FY 2024/25	Future	Total
CONTRACTED SERVICES REPAIR	45,000	-	-	-	-	-	-	45,000
Total:	**45,000**	**-**	**-**	**-**	**-**	**-**	**-**	**45,000**

III. Fund Summary

Fund Summary	Previous Years	FY 2020/21	FY 2021/22	FY 2022/23	FY 2023/24	FY 2024/25	Future	Total
490 PARKING CAPITAL NOT BONDS	45,000	-	-	-	-	-	-	45,000
Total:	**45,000**	**-**	**-**	**-**	**-**	**-**	**-**	**45,000**

MIAMIBEACH

CITY OF MIAMI BEACH
FY 2021 - 2025 Capital Budget and 5-Year Capital Improvement Plan

I. General

17TH STREET GARAGE-EXTERIOR COATING **PARKING GARAGES**

Project Number:	60624
Department:	PROPERTY MANAGEMENT
Location:	SOUTH BEACH
Description:	17th street garage-exterior coatings/painting
Projected date range:	10/01/2023 to 09/30/2024

II. Cost Summary

Cost Summary	Previous Years	FY 2020/21	FY 2021/22	FY 2022/23	FY 2023/24	FY 2024/25	Future	Total
CONTRACTED SERVICES REPAIR	-	-	-	-	300,000	-	-	300,000
Total:	**-**	**-**	**-**	**-**	**300,000**	**-**	**-**	**300,000**

III. Fund Summary

Fund Summary	Previous Years	FY 2020/21	FY 2021/22	FY 2022/23	FY 2023/24	FY 2024/25	Future	Total
490 PARKING CAPITAL NOT BONDS	-	-	-	-	300,000	-	-	300,000
Total:	**-**	**-**	**-**	**-**	**300,000**	**-**	**-**	**300,000**

MIAMIBEACH

CITY OF MIAMI BEACH
FY 2021 - 2025 Capital Budget and 5-Year Capital Improvement Plan

I. General

17TH STREET GARAGE-ROOFING REPAIRS **PARKING GARAGES**

Project Number:	67718
Department:	PROPERTY MANAGEMENT
Location:	SOUTH BEACH
Description:	Roofing repairs at the 17th street parking garage.
Projected date range:	10/01/2019 to 03/01/2021

II. Cost Summary

Cost Summary	Previous Years	FY 2020/21	FY 2021/22	FY 2022/23	FY 2023/24	FY 2024/25	Future	Total
CONTRACTED SERVICES REPAIR	30,000	-	-	-	-	-	-	30,000
Total:	**30,000**	**-**	**-**	**-**	**-**	**-**	**-**	**30,000**

III. Fund Summary

Fund Summary	Previous Years	FY 2020/21	FY 2021/22	FY 2022/23	FY 2023/24	FY 2024/25	Future	Total
490 PARKING CAPITAL NOT BONDS	30,000	-	-	-	-	-	-	30,000
Total:	**30,000**	**-**	**-**	**-**	**-**	**-**	**-**	**30,000**

MIAMIBEACH

CITY OF MIAMI BEACH
FY 2021 - 2025 Capital Budget and 5-Year Capital Improvement Plan

I. General

17TH STREET PARKING GARAGE COATING **PARKING GARAGES**

Project Number:	60119
Department:	CAPITAL IMPROVEMENT PROGRAM
Location:	SOUTH BEACH
Description:	17th Street parking garage roof and parking deck coating
Projected date range:	10/01/2018 to 09/30/2021

II. Cost Summary

Cost Summary	Previous Years	FY 2020/21	FY 2021/22	FY 2022/23	FY 2023/24	FY 2024/25	Future	Total
CONTRACTED SERVICES REPAIR	1,397,000	-	-	-	-	-	-	1,397,000
OIG FUNDING	3,000	-	-	-	-	-	-	3,000
Total:	**1,400,000**	**-**	**-**	**-**	**-**	**-**	**-**	**1,400,000**

III. Fund Summary

Fund Summary	Previous Years	FY 2020/21	FY 2021/22	FY 2022/23	FY 2023/24	FY 2024/25	Future	Total
486 2010 PARKING BONDS 2010-27491	1,400,000	-	-	-	-	-	-	1,400,000
Total:	**1,400,000**	**-**	**-**	**-**	**-**	**-**	**-**	**1,400,000**

MIAMIBEACH

CITY OF MIAMI BEACH
FY 2021 - 2025 Capital Budget and 5-Year Capital Improvement Plan

I. General

17TH STREET PARKING GARAGE ELEVATOR **PARKING GARAGES**

Project Number:	61930
Department:	PROPERTY MANAGEMENT
Location:	SOUTH BEACH
Description:	Replace five (5) elevators due to age. *Pending decision on Convention Center Project*
Projected date range:	10/01/2015 to 09/30/2021

II. Cost Summary

Cost Summary	Previous Years	FY 2020/21	FY 2021/22	FY 2022/23	FY 2023/24	FY 2024/25	Future	Total
CONTRACTED SERVICES REPAIR	155,979	-	-	-	-	-	-	155,979
EQUIPMENT	715,638	-	-	-	-	-	-	715,638
OIG FUNDING	4,000	-	-	-	-	-	-	4,000
OTHER SUPPLIES	383	-	-	-	-	-	-	383
Total:	**876,000**	**-**	**-**	**-**	**-**	**-**	**-**	**876,000**

III. Fund Summary

Fund Summary	Previous Years	FY 2020/21	FY 2021/22	FY 2022/23	FY 2023/24	FY 2024/25	Future	Total
480 PARKING OPERATIONS FUND	876,000	-	-	-	-	-	-	876,000
Total:	**876,000**	**-**	**-**	**-**	**-**	**-**	**-**	**876,000**

MIAMIBEACH

CITY OF MIAMI BEACH
FY 2021 - 2025 Capital Budget and 5-Year Capital Improvement Plan

I. General

42 ST GRGE-STAIRWELL WATERPROOFING **PARKING GARAGES**

Project Number:	60722
Department:	PROPERTY MANAGEMENT
Location:	MIDDLE BEACH
Description:	Waterproofing of the stairwell at the 42nd St Parking garage.
Projected date range:	10/01/2021 to 09/30/2022

II. Cost Summary

Cost Summary	Previous Years	FY 2020/21	FY 2021/22	FY 2022/23	FY 2023/24	FY 2024/25	Future	Total
CONTRACTED SERVICES REPAIR	-	-	50,000	-	-	-	-	50,000
Total:	**-**	**-**	**50,000**	**-**	**-**	**-**	**-**	**50,000**

III. Fund Summary

Fund Summary	Previous Years	FY 2020/21	FY 2021/22	FY 2022/23	FY 2023/24	FY 2024/25	Future	Total
490 PARKING CAPITAL NOT BONDS	-	-	50,000	-	-	-	-	50,000
Total:	**-**	**-**	**50,000**	**-**	**-**	**-**	**-**	**50,000**

MIAMIBEACH

CITY OF MIAMI BEACH
FY 2021 - 2025 Capital Budget and 5-Year Capital Improvement Plan

I. General

42ND ST GARAGE ELEVATOR REPLACEMENT **PARKING GARAGES**

Project Number:	69380
Department:	PROPERTY MANAGEMENT
Location:	MIDDLE BEACH
Description:	Elevator Replacement - Replace elevators due to age. This project was selected based on critical to continued operations and beyond useful life criteria.
Projected date range:	10/01/2015 to 12/31/2020

II. Cost Summary

Cost Summary	Previous Years	FY 2020/21	FY 2021/22	FY 2022/23	FY 2023/24	FY 2024/25	Future	Total
CONTINGENCY	78,695	-	-	-	-	-	-	78,695
OIG FUNDING	3,000	-	-	-	-	-	-	3,000
OTHER SUPPLIES	483,450	-	-	-	-	-	-	483,450
Total:	**565,145**	**-**	**-**	**-**	**-**	**-**	**-**	**565,145**

III. Fund Summary

Fund Summary	Previous Years	FY 2020/21	FY 2021/22	FY 2022/23	FY 2023/24	FY 2024/25	Future	Total
480 PARKING OPERATIONS FUND	565,145	-	-	-	-	-	-	565,145
Total:	**565,145**	**-**	**-**	**-**	**-**	**-**	**-**	**565,145**

MIAMIBEACH

CITY OF MIAMI BEACH
FY 2021 - 2025 Capital Budget and 5-Year Capital Improvement Plan

I. General

42ND ST GARAGE- INTERIOR DRAINAGE **PARKING GARAGES**

Project Number:	68118
Department:	PROPERTY MANAGEMENT
Location:	MIDDLE BEACH
Description:	42nd street garage-replacement of interior drainage pipes.
Projected date range:	10/01/2019 to 05/01/2021

II. Cost Summary

Cost Summary	Previous Years	FY 2020/21	FY 2021/22	FY 2022/23	FY 2023/24	FY 2024/25	Future	Total
CONTRACTED SERVICES REPAIR	34,000	-	-	-	-	-	-	34,000
Total:	**34,000**	**-**	**-**	**-**	**-**	**-**	**-**	**34,000**

III. Fund Summary

Fund Summary	Previous Years	FY 2020/21	FY 2021/22	FY 2022/23	FY 2023/24	FY 2024/25	Future	Total
490 PARKING CAPITAL NOT BONDS	34,000	-	-	-	-	-	-	34,000
Total:	**34,000**	**-**	**-**	**-**	**-**	**-**	**-**	**34,000**

MIAMIBEACH

CITY OF MIAMI BEACH
FY 2021 - 2025 Capital Budget and 5-Year Capital Improvement Plan

I. General

42ND ST GARAGE- WATER DISTRIBUTION **PARKING GARAGES**

Project Number:	61323
Department:	PROPERTY MANAGEMENT
Location:	MIDDLE BEACH
Description:	42nd street garage-domestic water distribution
Projected date range:	10/01/2022 to 09/30/2023

II. Cost Summary

Cost Summary	Previous Years	FY 2020/21	FY 2021/22	FY 2022/23	FY 2023/24	FY 2024/25	Future	Total
OTHER CONTRACTUAL SERVICES	-	-	-	75,000	-	-	-	75,000
Total:	**-**	**-**	**-**	**75,000**	**-**	**-**	**-**	**75,000**

III. Fund Summary

Fund Summary	Previous Years	FY 2020/21	FY 2021/22	FY 2022/23	FY 2023/24	FY 2024/25	Future	Total
490 PARKING CAPITAL NOT BONDS	-	-	-	75,000	-	-	-	75,000
Total:	**-**	**-**	**-**	**75,000**	**-**	**-**	**-**	**75,000**

MIAMIBEACH

CITY OF MIAMI BEACH
FY 2021 - 2025 Capital Budget and 5-Year Capital Improvement Plan

I. General

42ND ST. GARAGE FIRE ALARM SYSTEM **PARKING GARAGES**

Project Number: 69370
Department: PROPERTY MANAGEMENT
Location: MIDDLE BEACH
Description: Fire Alarm System Replacement -- Replace aged fire alarm system devices. This project was selected based on the life safety criterion.
Projected date range: 10/01/2015 to 12/31/2020

II. Cost Summary

Cost Summary	Previous Years	FY 2020/21	FY 2021/22	FY 2022/23	FY 2023/24	FY 2024/25	Future	Total
CONTRACTED SERVICES REPAIR	31,000	-	-	-	-	-	-	31,000
OTHER SUPPLIES	20,087	-	-	-	-	-	-	20,087
Total:	**51,087**	**-**	**-**	**-**	**-**	**-**	**-**	**51,087**

III. Fund Summary

Fund Summary	Previous Years	FY 2020/21	FY 2021/22	FY 2022/23	FY 2023/24	FY 2024/25	Future	Total
480 PARKING OPERATIONS FUND	51,087	-	-	-	-	-	-	51,087
Total:	**51,087**	**-**	**-**	**-**	**-**	**-**	**-**	**51,087**

MIAMIBEACH

CITY OF MIAMI BEACH
FY 2021 - 2025 Capital Budget and 5-Year Capital Improvement Plan

I. General

42ND ST. GARAGE-50YR CERTIFICATION **PARKING GARAGES**

Project Number: 61717
Department: PROPERTY MANAGEMENT
Location: MIDDLE BEACH
Description: Florida State and Miami Dade County building code requires structures to be examined at the 50 year mark of their life. The 42nd Street Garage will require a 50 year certification per existing code.
Projected date range: 10/01/2020 to 09/30/2021

II. Cost Summary

Cost Summary	Previous Years	FY 2020/21	FY 2021/22	FY 2022/23	FY 2023/24	FY 2024/25	Future	Total
CONTRACTED SERVICES REPAIR	-	278,537	-	-	-	-	-	278,537
DESIGN AND ENGINEERING	-	32,000	-	-	-	-	-	32,000
OIG FUNDING	-	1,553	-	-	-	-	-	1,553
Total:	**-**	**312,090**	**-**	**-**	**-**	**-**	**-**	**312,090**

III. Fund Summary

Fund Summary	Previous Years	FY 2020/21	FY 2021/22	FY 2022/23	FY 2023/24	FY 2024/25	Future	Total
486 2010 PARKING BONDS 2010-27491	-	312,090	-	-	-	-	-	312,090
Total:	**-**	**312,090**	**-**	**-**	**-**	**-**	**-**	**312,090**

MIAMIBEACH

CITY OF MIAMI BEACH
FY 2021 - 2025 Capital Budget and 5-Year Capital Improvement Plan

I. General

42ND ST. GARAGE-STAIRWELL RAILING **PARKING GARAGES**

Project Number:	61817
Department:	PROPERTY MANAGEMENT
Location:	MIDDLE BEACH
Description:	42nd street garage-stairwell railing replacement.
Projected date range:	10/01/2021 to 09/30/2022

II. Cost Summary

Cost Summary	Previous Years	FY 2020/21	FY 2021/22	FY 2022/23	FY 2023/24	FY 2024/25	Future	Total
RENEW AND REPLACEMENT	-	-	25,000	-	-	-	-	25,000
Total:	**-**	**-**	**25,000**	**-**	**-**	**-**	**-**	**25,000**

III. Fund Summary

Fund Summary	Previous Years	FY 2020/21	FY 2021/22	FY 2022/23	FY 2023/24	FY 2024/25	Future	Total
490 PARKING CAPITAL NOT BONDS	-	-	25,000	-	-	-	-	25,000
Total:	**-**	**-**	**25,000**	**-**	**-**	**-**	**-**	**25,000**

MIAMIBEACH

CITY OF MIAMI BEACH
FY 2021 - 2025 Capital Budget and 5-Year Capital Improvement Plan

I. General

42ND ST. PARKING GARAGE MAINTENANCE **PARKING GARAGES**

Project Number:	62100
Department:	PROPERTY MANAGEMENT
Location:	MIDDLE BEACH
Description:	Project includes upgrades such as air conditioning repairs in the office, miscellaneous spalling repairs, striping and miscellaneous electrical. Prior Project # 26330
Projected date range:	10/01/2015 to 12/31/2020

II. Cost Summary

Cost Summary	Previous Years	FY 2020/21	FY 2021/22	FY 2022/23	FY 2023/24	FY 2024/25	Future	Total
CONTRACTED SERVICES REPAIR	360,000	-	-	-	-	-	-	360,000
OTHER CONTRACTUAL SERVICES	40,000	-	-	-	-	-	-	40,000
Total:	**400,000**	**-**	**-**	**-**	**-**	**-**	**-**	**400,000**

III. Fund Summary

Fund Summary	Previous Years	FY 2020/21	FY 2021/22	FY 2022/23	FY 2023/24	FY 2024/25	Future	Total
480 PARKING OPERATIONS FUND	240,000	-	-	-	-	-	-	240,000
490 PARKING CAPITAL NOT BONDS	160,000	-	-	-	-	-	-	160,000
Total:	**400,000**	**-**	**-**	**-**	**-**	**-**	**-**	**400,000**

MIAMIBEACH

CITY OF MIAMI BEACH
FY 2021 - 2025 Capital Budget and 5-Year Capital Improvement Plan

I. General

42ND STREET GARAGE FALL PROTECTION **PARKING GARAGES**

Project Number: 65621
Department: PROPERTY MANAGEMENT
Location: MIDDLE BEACH
Description: Exterior guards at select floors consist of metal pipe supports and chain link fencing. Both components show serious deterioration. Assessment confirmed by VFA facility inspection.
Projected date range: 10/01/2020 to 09/30/2021

II. Cost Summary

Cost Summary	Previous Years	FY 2020/21	FY 2021/22	FY 2022/23	FY 2023/24	FY 2024/25	Future	Total
CONTRACTED SERVICES REPAIR	-	120,746	-	-	-	-	-	120,746
DESIGN AND ENGINEERING	-	30,000	-	-	-	-	-	30,000
OIG FUNDING	-	754	-	-	-	-	-	754
Total:	**-**	**151,500**	**-**	**-**	**-**	**-**	**-**	**151,500**

III. Fund Summary

Fund Summary	Previous Years	FY 2020/21	FY 2021/22	FY 2022/23	FY 2023/24	FY 2024/25	Future	Total
486 2010 PARKING BONDS 2010-27491	-	151,500	-	-	-	-	-	151,500
Total:	**-**	**151,500**	**-**	**-**	**-**	**-**	**-**	**151,500**

MIAMIBEACH

CITY OF MIAMI BEACH
FY 2021 - 2025 Capital Budget and 5-Year Capital Improvement Plan

I. General

42ND STREET GARAGE-DISPATCH AREA **PARKING GARAGES**

Project Number:	67418
Department:	PROPERTY MANAGEMENT
Location:	MIDDLE BEACH
Description:	42nd street garage-dispatch area expansion
Projected date range:	10/01/2019 to 03/01/2021

II. Cost Summary

Cost Summary	Previous Years	FY 2020/21	FY 2021/22	FY 2022/23	FY 2023/24	FY 2024/25	Future	Total
CONTRACTED SERVICES REPAIR	85,232	-	-	-	-	-	-	85,232
PROFESSIONAL SERVICES	14,768	-	-	-	-	-	-	14,768
Total:	**100,000**	**-**	**-**	**-**	**-**	**-**	**-**	**100,000**

III. Fund Summary

Fund Summary	Previous Years	FY 2020/21	FY 2021/22	FY 2022/23	FY 2023/24	FY 2024/25	Future	Total
490 PARKING CAPITAL NOT BONDS	100,000	-	-	-	-	-	-	100,000
Total:	**100,000**	**-**	**-**	**-**	**-**	**-**	**-**	**100,000**

MIAMIBEACH

CITY OF MIAMI BEACH
FY 2021 - 2025 Capital Budget and 5-Year Capital Improvement Plan

I. General

42ND STREET GARAGE-FIRE SPRINKLER **PARKING GARAGES**

Project Number:	60724
Department:	PROPERTY MANAGEMENT
Location:	MIDDLE BEACH
Description:	Fire Sprinkler system renewal
Projected date range:	10/01/2023 to 09/30/2024

II. Cost Summary

Cost Summary	Previous Years	FY 2020/21	FY 2021/22	FY 2022/23	FY 2023/24	FY 2024/25	Future	Total
CONTRACTED SERVICES REPAIR	-	-	-	-	40,000	-	-	40,000
Total:	**-**	**-**	**-**	**-**	**40,000**	**-**	**-**	**40,000**

III. Fund Summary

Fund Summary	Previous Years	FY 2020/21	FY 2021/22	FY 2022/23	FY 2023/24	FY 2024/25	Future	Total
490 PARKING CAPITAL NOT BONDS	-	-	-	-	40,000	-	-	40,000
Total:	**-**	**-**	**-**	**-**	**40,000**	**-**	**-**	**40,000**

MIAMIBEACH

CITY OF MIAMI BEACH
FY 2021 - 2025 Capital Budget and 5-Year Capital Improvement Plan

I. General

42ND STREET GARAGE-GENERATOR **PARKING GARAGES**

Project Number:	68018
Department:	PROPERTY MANAGEMENT
Location:	MIDDLE BEACH
Description:	Replacement of the generator
Projected date range:	10/01/2019 to 06/01/2021

II. Cost Summary

Cost Summary	Previous Years	FY 2020/21	FY 2021/22	FY 2022/23	FY 2023/24	FY 2024/25	Future	Total
EQUIPMENT	71,000	-	-	-	-	-	-	71,000
Total:	**71,000**	**-**	**-**	**-**	**-**	**-**	**-**	**71,000**

III. Fund Summary

Fund Summary	Previous Years	FY 2020/21	FY 2021/22	FY 2022/23	FY 2023/24	FY 2024/25	Future	Total
490 PARKING CAPITAL NOT BONDS	71,000	-	-	-	-	-	-	71,000
Total:	**71,000**	**-**	**-**	**-**	**-**	**-**	**-**	**71,000**

MIAMIBEACH

CITY OF MIAMI BEACH
FY 2021 - 2025 Capital Budget and 5-Year Capital Improvement Plan

I. General

7 ST GARAGE-SUPERSTRUCTURE RENEWAL **PARKING GARAGES**

Project Number:	60224
Department:	PROPERTY MANAGEMENT
Location:	SOUTH BEACH
Description:	7th street garage-superstructure renewal
Projected date range:	10/01/2024 to 09/30/2025

II. Cost Summary

Cost Summary	Previous Years	FY 2020/21	FY 2021/22	FY 2022/23	FY 2023/24	FY 2024/25	Future	Total
CONTRACTED SERVICES REPAIR	-	-	-	-	-	250,000	-	250,000
Total:	**-**	**-**	**-**	**-**	**-**	**250,000**	**-**	**250,000**

III. Fund Summary

Fund Summary	Previous Years	FY 2020/21	FY 2021/22	FY 2022/23	FY 2023/24	FY 2024/25	Future	Total
142 7TH STREET GARAGE	-	-	-	-	-	250,000	-	250,000
Total:	**-**	**-**	**-**	**-**	**-**	**250,000**	**-**	**250,000**

MIAMIBEACH

CITY OF MIAMI BEACH
FY 2021 - 2025 Capital Budget and 5-Year Capital Improvement Plan

I. General

72 ST. COMMUNITY COMPLEX **PARKING GARAGES**

Project Number: 22150

Department: CAPITAL IMPROVEMENT PROGRAM

Location: NORTH BEACH

Description: The scope includes a parking garage that can be converted to some other use in the future, having a maximum of 500 spaces (319 existing) - Structure and "Active Liner" arranged to reinforce commercial corridor at southwest corner of site, 5,000-10,000 SF Library/Media Center, roof-top Community Pool measuring 50m x 25m, including all support facilities, with movable bulkheads and movable floor (high school competition model), a 25-meter warm-up pool, roof-top community meeting room up to 5,000 SF, approximately 20 ,000 SF of civic/commercial space, adult focused, upscale Fitness Gym with running track and green space. This project is also funded by GOB under project # 25019.

Projected date range: 05/17/2017 to 09/30/2021

II. Cost Summary

Cost Summary	Previous Years	FY 2020/21	FY 2021/22	FY 2022/23	FY 2023/24	FY 2024/25	Future	Total
ARCHITECT AND ENGINEERING	286,109	-	-	-	-	-	-	286,109
CAPITAL-STUDIES	246,000	-	-	-	-	-	-	246,000
CONSTRUCTION	42,939	-	-	-	-	-	-	42,939
CONSTRUCTION MANAGEMENT	119,952	-	-	-	-	-	-	119,952
DESIGN AND ENGINEERING	10,600,000	-	-	-	-	-	-	10,600,000
OIG FUNDING	51,000	-	-	-	-	-	-	51,000
Total:	**11,346,000**	**-**	**-**	**-**	**-**	**-**	**-**	**11,346,000**

III. Fund Summary

Fund Summary	Previous Years	FY 2020/21	FY 2021/22	FY 2022/23	FY 2023/24	FY 2024/25	Future	Total
142 7TH STREET GARAGE	128,296	-	-	-	-	-	-	128,296
155 FEES IN LIEU OF PARKING	300,000	-	-	-	-	-	-	300,000
302 PAY-AS-YOU-GO	100,000	-	-	-	-	-	-	100,000
307 NB QUAL OF LIFE RESORT TAX 1%	346,000	-	-	-	-	-	-	346,000
490 PARKING CAPITAL NOT BONDS	10,471,704	-	-	-	-	-	-	10,471,704
Total:	**11,346,000**	**-**	**-**	**-**	**-**	**-**	**-**	**11,346,000**

MIAMIBEACH

CITY OF MIAMI BEACH
FY 2021 - 2025 Capital Budget and 5-Year Capital Improvement Plan

I. General

7TH ST GARAGE SURFACE RESTORATION **PARKING GARAGES**

Project Number:	68220
Department:	PROPERTY MANAGEMENT
Location:	SOUTH BEACH
Description:	7th street garage-interior surface restoration
Projected date range:	10/01/2019 to 03/01/2021

II. Cost Summary

Cost Summary	Previous Years	FY 2020/21	FY 2021/22	FY 2022/23	FY 2023/24	FY 2024/25	Future	Total
CONTRACTED SERVICES REPAIR	95,000	-	-	-	-	-	-	95,000
Total:	**95,000**	**-**	**-**	**-**	**-**	**-**	**-**	**95,000**

III. Fund Summary

Fund Summary	Previous Years	FY 2020/21	FY 2021/22	FY 2022/23	FY 2023/24	FY 2024/25	Future	Total
142 7TH STREET GARAGE	95,000	-	-	-	-	-	-	95,000
Total:	**95,000**	**-**	**-**	**-**	**-**	**-**	**-**	**95,000**

MIAMIBEACH

CITY OF MIAMI BEACH
FY 2021 - 2025 Capital Budget and 5-Year Capital Improvement Plan

I. General

7TH ST GARAGE-FIRE SPRINKLER & PUMP **PARKING GARAGES**

Project Number:	60422
Department:	PROPERTY MANAGEMENT
Location:	SOUTH BEACH
Description:	7th street garage-fire sprinkler/fire pump
Projected date range:	10/01/2021 to 09/30/2022

II. Cost Summary

Cost Summary	Previous Years	FY 2020/21	FY 2021/22	FY 2022/23	FY 2023/24	FY 2024/25	Future	Total
EQUIPMENT	-	-	300,000	-	-	-	-	300,000
Total:	**-**	**-**	**300,000**	**-**	**-**	**-**	**-**	**300,000**

III. Fund Summary

Fund Summary	Previous Years	FY 2020/21	FY 2021/22	FY 2022/23	FY 2023/24	FY 2024/25	Future	Total
142 7TH STREET GARAGE	-	-	300,000	-	-	-	-	300,000
Total:	**-**	**-**	**300,000**	**-**	**-**	**-**	**-**	**300,000**

MIAMIBEACH

CITY OF MIAMI BEACH
FY 2021 - 2025 Capital Budget and 5-Year Capital Improvement Plan

I. General

7TH ST GARAGE-TRAFFIC COATING **PARKING GARAGES**

Project Number:	60723
Department:	PROPERTY MANAGEMENT
Location:	SOUTH BEACH
Description:	7th street garage-traffic coating renewal
Projected date range:	10/01/2022 to 09/30/2023

II. Cost Summary

Cost Summary	Previous Years	FY 2020/21	FY 2021/22	FY 2022/23	FY 2023/24	FY 2024/25	Future	Total
CONTRACTED SERVICES REPAIR	-	-	-	150,000	-	-	-	150,000
Total:	**-**	**-**	**-**	**150,000**	**-**	**-**	**-**	**150,000**

III. Fund Summary

Fund Summary	Previous Years	FY 2020/21	FY 2021/22	FY 2022/23	FY 2023/24	FY 2024/25	Future	Total
142 7TH STREET GARAGE	-	-	-	150,000	-	-	-	150,000
Total:	**-**	**-**	**-**	**150,000**	**-**	**-**	**-**	**150,000**

MIAMIBEACH

CITY OF MIAMI BEACH
FY 2021 - 2025 Capital Budget and 5-Year Capital Improvement Plan

I. General

7TH ST GRGE-ENTRANCE FLOOD CONTROL **PARKING GARAGES**

Project Number:	21121
Department:	PROPERTY MANAGEMENT
Location:	SOUTH BEACH
Description:	This project seeks to improve the rain water drainage, reduction of ponding and prevent infrastructure damage in the garage.
Projected date range:	10/01/2021 to 12/31/2023

II. Cost Summary

Cost Summary	Previous Years	FY 2020/21	FY 2021/22	FY 2022/23	FY 2023/24	FY 2024/25	Future	Total
CONSTRUCTION	-	-	277,750	-	-	-	-	277,750
Total:	**-**	**-**	**277,750**	**-**	**-**	**-**	**-**	**277,750**

III. Fund Summary

Fund Summary	Previous Years	FY 2020/21	FY 2021/22	FY 2022/23	FY 2023/24	FY 2024/25	Future	Total
142 7TH STREET GARAGE	-	-	277,750	-	-	-	-	277,750
Total:	**-**	**-**	**277,750**	**-**	**-**	**-**	**-**	**277,750**

MIAMIBEACH

CITY OF MIAMI BEACH
FY 2021 - 2025 Capital Budget and 5-Year Capital Improvement Plan

I. General

7TH ST. GARAGE FIRE ALARM SYSTEM **PARKING GARAGES**

Project Number: 69310
Department: PROPERTY MANAGEMENT
Location: SOUTH BEACH
Description: Fire Alarm System Replacement -- Replace aged fire alarm system devices. This project was selected based on the life safety criterion.
Projected date range: 10/01/2015 to 12/31/2020

II. Cost Summary

Cost Summary	Previous Years	FY 2020/21	FY 2021/22	FY 2022/23	FY 2023/24	FY 2024/25	Future	Total
CONTRACTED SERVICES REPAIR	22,000	-	-	-	-	-	-	22,000
OTHER SUPPLIES	29,087	-	-	-	-	-	-	29,087
Total:	**51,087**	**-**	**-**	**-**	**-**	**-**	**-**	**51,087**

III. Fund Summary

Fund Summary	Previous Years	FY 2020/21	FY 2021/22	FY 2022/23	FY 2023/24	FY 2024/25	Future	Total
142 7TH STREET GARAGE	51,087	-	-	-	-	-	-	51,087
Total:	**51,087**	**-**	**-**	**-**	**-**	**-**	**-**	**51,087**

MIAMIBEACH

CITY OF MIAMI BEACH
FY 2021 - 2025 Capital Budget and 5-Year Capital Improvement Plan

I. General

7TH STREET GARAGE UPGRADE LIGHTING **PARKING GARAGES**

Project Number: 61118
Department: PROPERTY MANAGEMENT
Location: SOUTH BEACH
Description: Replace the current inefficient lighting system with a high efficiency LED system that will provide a safer well lit interior environment in the garage.

Projected date range: 10/01/2017 to 12/31/2020

II. Cost Summary

Cost Summary	Previous Years	FY 2020/21	FY 2021/22	FY 2022/23	FY 2023/24	FY 2024/25	Future	Total
OTHER CONTRACTUAL SERVICES	200,000	-	-	-	-	-	-	200,000
Total:	**200,000**	**-**	**-**	**-**	**-**	**-**	**-**	**200,000**

III. Fund Summary

Fund Summary	Previous Years	FY 2020/21	FY 2021/22	FY 2022/23	FY 2023/24	FY 2024/25	Future	Total
142 7TH STREET GARAGE	200,000	-	-	-	-	-	-	200,000
Total:	**200,000**	**-**	**-**	**-**	**-**	**-**	**-**	**200,000**

MIAMIBEACH

CITY OF MIAMI BEACH
FY 2021 - 2025 Capital Budget and 5-Year Capital Improvement Plan

I. General

7TH STREET GARAGE-DOOR REPLACEMENT **PARKING GARAGES**

Project Number:	64719
Department:	PROPERTY MANAGEMENT
Location:	SOUTH BEACH
Description:	Current doors and frames are rusted due to environment around garage.
Projected date range:	10/01/2018 to 12/31/2020

II. Cost Summary

Cost Summary	Previous Years	FY 2020/21	FY 2021/22	FY 2022/23	FY 2023/24	FY 2024/25	Future	Total
CONTRACTED SERVICES REPAIR	50,000	-	-	-	-	-	-	50,000
Total:	**50,000**	**-**	**-**	**-**	**-**	**-**	**-**	**50,000**

III. Fund Summary

Fund Summary	Previous Years	FY 2020/21	FY 2021/22	FY 2022/23	FY 2023/24	FY 2024/25	Future	Total
142 7TH STREET GARAGE	50,000	-	-	-	-	-	-	50,000
Total:	**50,000**	**-**	**-**	**-**	**-**	**-**	**-**	**50,000**

MIAMIBEACH

CITY OF MIAMI BEACH
FY 2021 - 2025 Capital Budget and 5-Year Capital Improvement Plan

I. General

7TH STREET GARAGE-ELEVATOR **PARKING GARAGES**

Project Number:	20026
Department:	PROPERTY MANAGEMENT
Location:	SOUTH BEACH
Description:	7th street garage-elevator renewal
Projected date range:	10/01/2024 to 09/30/2025

II. Cost Summary

Cost Summary	Previous Years	FY 2020/21	FY 2021/22	FY 2022/23	FY 2023/24	FY 2024/25	Future	Total
EQUIPMENT	-	-	-	-	-	400,000	-	400,000
Total:	**-**	**-**	**-**	**-**	**-**	**400,000**	**-**	**400,000**

III. Fund Summary

Fund Summary	Previous Years	FY 2020/21	FY 2021/22	FY 2022/23	FY 2023/24	FY 2024/25	Future	Total
142 7TH STREET GARAGE	-	-	-	-	-	400,000	-	400,000
Total:	**-**	**-**	**-**	**-**	**-**	**400,000**	**-**	**400,000**

MIAMIBEACH

CITY OF MIAMI BEACH
FY 2021 - 2025 Capital Budget and 5-Year Capital Improvement Plan

I. General

7TH STREET GARAGE-INTERIOR DRAINAGE **PARKING GARAGES**

Project Number:	60620
Department:	PROPERTY MANAGEMENT
Location:	SOUTH BEACH
Description:	New interior drainage pipes.
Projected date range:	10/01/2019 to 12/31/2020

II. Cost Summary

Cost Summary	Previous Years	FY 2020/21	FY 2021/22	FY 2022/23	FY 2023/24	FY 2024/25	Future	Total
CONTRACTED SERVICES REPAIR	30,000	-	-	-	-	-	-	30,000
Total:	**30,000**	**-**	**-**	**-**	**-**	**-**	**-**	**30,000**

III. Fund Summary

Fund Summary	Previous Years	FY 2020/21	FY 2021/22	FY 2022/23	FY 2023/24	FY 2024/25	Future	Total
142 7TH STREET GARAGE	30,000	-	-	-	-	-	-	30,000
Total:	**30,000**	**-**	**-**	**-**	**-**	**-**	**-**	**30,000**

MIAMIBEACH

CITY OF MIAMI BEACH
FY 2021 - 2025 Capital Budget and 5-Year Capital Improvement Plan

I. General

7TH STREET GARAGE-LANDSCAPING **PARKING GARAGES**

Project Number:	60124
Department:	PROPERTY MANAGEMENT
Location:	SOUTH BEACH
Description:	7th street garage-landscaping/irrigation renewal
Projected date range:	10/01/2023 to 09/30/2024

II. Cost Summary

Cost Summary	Previous Years	FY 2020/21	FY 2021/22	FY 2022/23	FY 2023/24	FY 2024/25	Future	Total
CONTRACTED SERVICES REPAIR	-	-	-	-	120,000	-	-	120,000
Total:	**-**	**-**	**-**	**-**	**120,000**	**-**	**-**	**120,000**

III. Fund Summary

Fund Summary	Previous Years	FY 2020/21	FY 2021/22	FY 2022/23	FY 2023/24	FY 2024/25	Future	Total
142 7TH STREET GARAGE	-	-	-	-	120,000	-	-	120,000
Total:	**-**	**-**	**-**	**-**	**120,000**	**-**	**-**	**120,000**

MIAMIBEACH

CITY OF MIAMI BEACH
FY 2021 - 2025 Capital Budget and 5-Year Capital Improvement Plan

I. General

7TH STREET GARAGE-OFFICE/RESTROOM **PARKING GARAGES**

Project Number: 62621

Department: PROPERTY MANAGEMENT

Location: SOUTH BEACH

Description: The office space currently housing Parking staff at the 7th Street Parking garage is substantially in disrepair and has exceeded its useful life. Additionally, the restroom available to City staff does not meet current Florida Building and ADA code. This project will renew the interior finishes within the office spaces, new FF&E, and upgrade the restrooms to meet current codes.

Projected date range: 10/01/2021 to 09/30/2022

II. Cost Summary

Cost Summary	Previous Years	FY 2020/21	FY 2021/22	FY 2022/23	FY 2023/24	FY 2024/25	Future	Total
CONTRACTED SERVICES REPAIR	-	-	35,350	-	-	-	-	35,350
Total:	**-**	**-**	**35,350**	**-**	**-**	**-**	**-**	**35,350**

III. Fund Summary

Fund Summary	Previous Years	FY 2020/21	FY 2021/22	FY 2022/23	FY 2023/24	FY 2024/25	Future	Total
142 7TH STREET GARAGE	-	-	35,350	-	-	-	-	35,350
Total:	**-**	**-**	**35,350**	**-**	**-**	**-**	**-**	**35,350**

MIAMIBEACH

CITY OF MIAMI BEACH
FY 2021 - 2025 Capital Budget and 5-Year Capital Improvement Plan

I. General

7TH STREET GARAGE-ROOFING REPAIRS **PARKING GARAGES**

Project Number: 67520
Department: PROPERTY MANAGEMENT
Location: SOUTH BEACH
Description: Roof repairs to the 7th street parking garage.

Projected date range: 10/01/2019 to 12/31/2020

II. Cost Summary

Cost Summary	Previous Years	FY 2020/21	FY 2021/22	FY 2022/23	FY 2023/24	FY 2024/25	Future	Total
CONTRACTED SERVICES REPAIR	84,000	-	-	-	-	-	-	84,000
Total:	**84,000**	**-**	**-**	**-**	**-**	**-**	**-**	**84,000**

III. Fund Summary

Fund Summary	Previous Years	FY 2020/21	FY 2021/22	FY 2022/23	FY 2023/24	FY 2024/25	Future	Total
142 7TH STREET GARAGE	84,000	-	-	-	-	-	-	84,000
Total:	**84,000**	**-**	**-**	**-**	**-**	**-**	**-**	**84,000**

MIAMIBEACH

CITY OF MIAMI BEACH
FY 2021 - 2025 Capital Budget and 5-Year Capital Improvement Plan

I. General

7TH STREET GARAGE-STAIRWELL RAILING **PARKING GARAGES**

Project Number:	60623
Department:	PROPERTY MANAGEMENT
Location:	SOUTH BEACH
Description:	7th street garage-stairwell railing replacement
Projected date range:	10/01/2022 to 09/30/2023

II. Cost Summary

Cost Summary	Previous Years	FY 2020/21	FY 2021/22	FY 2022/23	FY 2023/24	FY 2024/25	Future	Total
CONTRACTED SERVICES REPAIR	-	-	-	25,000	-	-	-	25,000
Total:	**-**	**-**	**-**	**25,000**	**-**	**-**	**-**	**25,000**

III. Fund Summary

Fund Summary	Previous Years	FY 2020/21	FY 2021/22	FY 2022/23	FY 2023/24	FY 2024/25	Future	Total
142 7TH STREET GARAGE	-	-	-	25,000	-	-	-	25,000
Total:	**-**	**-**	**-**	**25,000**	**-**	**-**	**-**	**25,000**

MIAMIBEACH

CITY OF MIAMI BEACH
FY 2021 - 2025 Capital Budget and 5-Year Capital Improvement Plan

I. General

7TH STREET PARKING GARAGE ROOF TOP **PARKING GARAGES**

Project Number: 61218
Department: PROPERTY MANAGEMENT
Location: SOUTH BEACH
Description: Replacement of deteriorated steel support structures on both roof top vestibules (NW & SE corners).

Projected date range: 10/01/2017 to 12/31/2020

II. Cost Summary

Cost Summary	Previous Years	FY 2020/21	FY 2021/22	FY 2022/23	FY 2023/24	FY 2024/25	Future	Total
OTHER CONTRACTUAL SERVICES	30,000	-	-	-	-	-	-	30,000
Total:	**30,000**	**-**	**-**	**-**	**-**	**-**	**-**	**30,000**

III. Fund Summary

Fund Summary	Previous Years	FY 2020/21	FY 2021/22	FY 2022/23	FY 2023/24	FY 2024/25	Future	Total
142 7TH STREET GARAGE	30,000	-	-	-	-	-	-	30,000
Total:	**30,000**	**-**	**-**	**-**	**-**	**-**	**-**	**30,000**

MIAMIBEACH

CITY OF MIAMI BEACH
FY 2021 - 2025 Capital Budget and 5-Year Capital Improvement Plan

I. General

ANCHOR - INTERIOR FLOOR DRAINAGE **PARKING GARAGES**

Project Number:	67118
Department:	PROPERTY MANAGEMENT
Location:	SOUTH BEACH
Description:	Anchor garage-renewal of interior floor drainage piping
Projected date range:	10/01/2019 to 05/01/2021

II. Cost Summary

Cost Summary	Previous Years	FY 2020/21	FY 2021/22	FY 2022/23	FY 2023/24	FY 2024/25	Future	Total
CONTRACTED SERVICES REPAIR	30,000	-	-	-	-	-	-	30,000
Total:	**30,000**	**-**	**-**	**-**	**-**	**-**	**-**	**30,000**

III. Fund Summary

Fund Summary	Previous Years	FY 2020/21	FY 2021/22	FY 2022/23	FY 2023/24	FY 2024/25	Future	Total
463 RDA- GARAGE FUND	30,000	-	-	-	-	-	-	30,000
Total:	**30,000**	**-**	**-**	**-**	**-**	**-**	**-**	**30,000**

MIAMIBEACH

CITY OF MIAMI BEACH
FY 2021 - 2025 Capital Budget and 5-Year Capital Improvement Plan

I. General

ANCHOR GARAGE ELEVATOR REPLACEMENT **PARKING GARAGES**

Project Number: 60190
Department: PROPERTY MANAGEMENT
Location: SOUTH BEACH
Description: ELEVATOR REPLACEMENT/REFURBISH Replace /refurbish elevators as needed due to age and extreme maintenance costs.
Projected date range: 10/01/2015 to 12/31/2020

II. Cost Summary

Cost Summary	Previous Years	FY 2020/21	FY 2021/22	FY 2022/23	FY 2023/24	FY 2024/25	Future	Total
CONTRACTED SERVICES REPAIR	257,834	-	-	-	-	-	-	257,834
EQUIPMENT	100,161	-	-	-	-	-	-	100,161
Total:	**357,995**	**-**	**-**	**-**	**-**	**-**	**-**	**357,995**

III. Fund Summary

Fund Summary	Previous Years	FY 2020/21	FY 2021/22	FY 2022/23	FY 2023/24	FY 2024/25	Future	Total
463 RDA- GARAGE FUND	357,995	-	-	-	-	-	-	357,995
Total:	**357,995**	**-**	**-**	**-**	**-**	**-**	**-**	**357,995**

MIAMIBEACH

CITY OF MIAMI BEACH
FY 2021 - 2025 Capital Budget and 5-Year Capital Improvement Plan

I. General

COLLINS PARK PARKING GARAGE **PARKING GARAGES**

Project Number: 28010

Department: CAPITAL IMPROVEMENT PROGRAM

Location: SOUTH BEACH

Description: The Collins Park Parking Garage will be a seven (7) story structure and have the capacity for approximately 513 vehicles, approximately 15,000 square feet of retail spaces on the ground floor fronting Park Avenue, Liberty Avenue, and 23rd Street, passenger elevators in each lobby to the upper levels, a security office, bicycle parking and car charging stations. The project also includes landscape and irrigation, hardscape, paving and storm drainage, water mains, signage and site lighting. The approximately 0.713 acres site has an existing one-story concrete building that will be demolished as part of this project. Liberty Avenue from 23'd Street north will be open to the Garage entrance, and the balance of Liberty Avenue to 22"d Street utilized as a small pedestrian plaza. It is the City's intent to achieve Gold Level LEED and Parksmart Certification (formerly known as Green Garage Certification) for the Collins Park Garage. This rating system will help to reduce environmental impact, increase energy efficiency and performance, efficiently manage parking spaces, promote alternative mobility options and strengthen community relationships.

Projected date range: 10/01/2015 to 12/31/2020

II. Cost Summary

Cost Summary	Previous Years	FY 2020/21	FY 2021/22	FY 2022/23	FY 2023/24	FY 2024/25	Future	Total
CONSTRUCTION	21,843,590	-	-	-	-	-	-	21,843,590
CONSTRUCTION MANAGEMENT	1,683,250	-	-	-	-	-	-	1,683,250
DESIGN AND ENGINEERING	3,785,431	-	-	-	-	-	-	3,785,431
TRANSFER OUT	278,000	-	-	-	-	-	-	278,000
Total:	**27,590,271**	**-**	**-**	**-**	**-**	**-**	**-**	**27,590,271**

III. Fund Summary

Fund Summary	Previous Years	FY 2020/21	FY 2021/22	FY 2022/23	FY 2023/24	FY 2024/25	Future	Total
365 CITY CENTER RDA CAP FUND	25,521,271	-	-	-	-	-	-	25,521,271
463 RDA- GARAGE FUND	2,069,000	-	-	-	-	-	-	2,069,000
Total:	**27,590,271**	**-**	**-**	**-**	**-**	**-**	**-**	**27,590,271**

MIAMIBEACH

CITY OF MIAMI BEACH
FY 2021 - 2025 Capital Budget and 5-Year Capital Improvement Plan

I. General

GARAGE SECURITY CAMERA SYSTEM **PARKING GARAGES**

Project Number:	26100
Department:	PARKING ADMINISTRATION
Location:	CITYWIDE
Description:	Security Camera System at all municipal parking facilities.
Projected date range:	10/01/2015 to 03/31/2021

II. Cost Summary

Cost Summary	Previous Years	FY 2020/21	FY 2021/22	FY 2022/23	FY 2023/24	FY 2024/25	Future	Total
CONSTRUCTION	1,324,787	-	-	-	-	-	-	1,324,787
DESIGN AND ENGINEERING	87,270	-	-	-	-	-	-	87,270
OIG FUNDING	1,000	-	-	-	-	-	-	1,000
Total:	**1,413,057**	**-**	**-**	**-**	**-**	**-**	**-**	**1,413,057**

III. Fund Summary

Fund Summary	Previous Years	FY 2020/21	FY 2021/22	FY 2022/23	FY 2023/24	FY 2024/25	Future	Total
142 7TH STREET GARAGE	53,585	-	-	-	-	-	-	53,585
467 PENN GARAGE FUND	20,000	-	-	-	-	-	-	20,000
480 PARKING OPERATIONS FUND	250,000	-	-	-	-	-	-	250,000
486 2010 PARKING BONDS 2010-27491	1,000,000	-	-	-	-	-	-	1,000,000
490 PARKING CAPITAL NOT BONDS	89,472	-	-	-	-	-	-	89,472
Total:	**1,413,057**	**-**	**-**	**-**	**-**	**-**	**-**	**1,413,057**

MIAMIBEACH

CITY OF MIAMI BEACH
FY 2021 - 2025 Capital Budget and 5-Year Capital Improvement Plan

I. General

GARAGE-LICENSE PLATE RECOGNITION **PARKING GARAGES**

Project Number:	22020
Department:	PARKING ADMINISTRATION
Location:	CITYWIDE
Description:	Purchase and installation of License Plate Recognition (LPR) cameras at all garage entry and exits lanes for purposes of controlling garage access and security.
Projected date range:	10/01/2019 to 12/31/2020

II. Cost Summary

Cost Summary	Previous Years	FY 2020/21	FY 2021/22	FY 2022/23	FY 2023/24	FY 2024/25	Future	Total
EQUIPMENT	854,000	-	-	-	-	-	-	854,000
OIG FUNDING	1,000	-	-	-	-	-	-	1,000
Total:	**855,000**	**-**	**-**	**-**	**-**	**-**	**-**	**855,000**

III. Fund Summary

Fund Summary	Previous Years	FY 2020/21	FY 2021/22	FY 2022/23	FY 2023/24	FY 2024/25	Future	Total
486 2010 PARKING BONDS 2010-27491	463,205	-	-	-	-	-	-	463,205
490 PARKING CAPITAL NOT BONDS	391,795	-	-	-	-	-	-	391,795
Total:	**855,000**	**-**	**-**	**-**	**-**	**-**	**-**	**855,000**

MIAMIBEACH

CITY OF MIAMI BEACH
FY 2021 - 2025 Capital Budget and 5-Year Capital Improvement Plan

I. General

MB POLICE GARAGE CONCRETE SPALLING **PARKING GARAGES**

Project Number: 61021
Department: PROPERTY MANAGEMENT
Location: SOUTH BEACH
Description: Repair connecting section between MBPD and garage section of concrete spalling and joints. Project to include structural repair drawings, demo of existing area, inspections and permitting, concrete pump, high strength concrete mix.
Projected date range: 10/01/2021 to 09/30/2022

II. Cost Summary

Cost Summary	Previous Years	FY 2020/21	FY 2021/22	FY 2022/23	FY 2023/24	FY 2024/25	Future	Total
CONTRACTED SERVICES REPAIR	-	-	800,000	-	-	-	-	800,000
Total:	**-**	**-**	**800,000**	**-**	**-**	**-**	**-**	**800,000**

III. Fund Summary

Fund Summary	Previous Years	FY 2020/21	FY 2021/22	FY 2022/23	FY 2023/24	FY 2024/25	Future	Total
125 CAPITAL RENEWAL & REPLACEMENT	-	-	800,000	-	-	-	-	800,000
Total:	**-**	**-**	**800,000**	**-**	**-**	**-**	**-**	**800,000**

MIAMIBEACH

CITY OF MIAMI BEACH
FY 2021 - 2025 Capital Budget and 5-Year Capital Improvement Plan

I. General

PARKING GARAGE AT 1262 COLLINS AVE **PARKING GARAGES**

Project Number: 27830

Department: CAPITAL IMPROVEMENT PROGRAM

Location: SOUTH BEACH

Description: Due to the increased need of parking in the city it has been deemed necessary that a parking garage be built at parking lot P16. The project is to have an in-depth engineering study to determine the size of the proposed structure and the maximum number of parking spaces. The project will also include design of the new parking facility, including but not limited to structural, civil, electrical, mechanical and plumbing design as well as the construction of the proposed parking garage structure. Project studies are currently being completed to implement workforce housing as part of the construction project (funding to be determined).

Projected date range: 10/01/2015 to 09/30/2021

II. Cost Summary

Cost Summary	Previous Years	FY 2020/21	FY 2021/22	FY 2022/23	FY 2023/24	FY 2024/25	Future	Total
CAPITAL-STUDIES	30,000	-	-	-	-	-	-	30,000
CONSTRUCTION	6,676,222	-	-	-	-	-	-	6,676,222
CONSTRUCTION MANAGEMENT	826,161	-	-	-	-	-	-	826,161
CONTINGENCY	928,111	-	-	-	-	-	-	928,111
DESIGN AND ENGINEERING	1,278,200	-	-	-	-	-	-	1,278,200
Total:	**9,738,694**	**-**	**-**	**-**	**-**	**-**	**-**	**9,738,694**

III. Fund Summary

Fund Summary	Previous Years	FY 2020/21	FY 2021/22	FY 2022/23	FY 2023/24	FY 2024/25	Future	Total
142 7TH STREET GARAGE	2,563,569	-	-	-	-	-	-	2,563,569
155 FEES IN LIEU OF PARKING	7,145,125	-	-	-	-	-	-	7,145,125
480 PARKING OPERATIONS FUND	30,000	-	-	-	-	-	-	30,000
Total:	**9,738,694**	**-**	**-**	**-**	**-**	**-**	**-**	**9,738,694**

MIAMIBEACH

CITY OF MIAMI BEACH
FY 2021 - 2025 Capital Budget and 5-Year Capital Improvement Plan

I. General

PENN GARAGE - NEW LIGHTING DISPLAY **PARKING GARAGES**

Project Number:	64319
Department:	PROPERTY MANAGEMENT
Location:	SOUTH BEACH
Description:	Replacement of all 1st generation fixtures currently at Penn Garage with present generation fixtures.
Projected date range:	10/01/2018 to 12/31/2020

II. Cost Summary

Cost Summary	Previous Years	FY 2020/21	FY 2021/22	FY 2022/23	FY 2023/24	FY 2024/25	Future	Total
FURNITURE, FIXTURES, EQUIPMENT	134,000	-	-	-	-	-	-	134,000
OIG FUNDING	1,000	-	-	-	-	-	-	1,000
Total:	**135,000**	**-**	**-**	**-**	**-**	**-**	**-**	**135,000**

III. Fund Summary

Fund Summary	Previous Years	FY 2020/21	FY 2021/22	FY 2022/23	FY 2023/24	FY 2024/25	Future	Total
467 PENN GARAGE FUND	135,000	-	-	-	-	-	-	135,000
Total:	**135,000**	**-**	**-**	**-**	**-**	**-**	**-**	**135,000**

MIAMIBEACH

CITY OF MIAMI BEACH
FY 2021 - 2025 Capital Budget and 5-Year Capital Improvement Plan

I. General

PENN GARAGE-DOMESTIC WATER DIST. **PARKING GARAGES**

Project Number:	60524
Department:	PROPERTY MANAGEMENT
Location:	SOUTH BEACH
Description:	Penn garage-domestic water distribution
Projected date range:	10/01/2023 to 09/30/2024

II. Cost Summary

Cost Summary	Previous Years	FY 2020/21	FY 2021/22	FY 2022/23	FY 2023/24	FY 2024/25	Future	Total
CONTRACTED SERVICES REPAIR	-	-	-	-	75,000	-	-	75,000
Total:	**-**	**-**	**-**	**-**	**75,000**	**-**	**-**	**75,000**

III. Fund Summary

Fund Summary	Previous Years	FY 2020/21	FY 2021/22	FY 2022/23	FY 2023/24	FY 2024/25	Future	Total
467 PENN GARAGE FUND	-	-	-	-	75,000	-	-	75,000
Total:	**-**	**-**	**-**	**-**	**75,000**	**-**	**-**	**75,000**

MIAMIBEACH

CITY OF MIAMI BEACH
FY 2021 - 2025 Capital Budget and 5-Year Capital Improvement Plan

I. General

PENN GARAGE-ELEVATOR RENEWAL **PARKING GARAGES**

Project Number:	20025
Department:	PROPERTY MANAGEMENT
Location:	SOUTH BEACH
Description:	Renewal of the elevator
Projected date range:	10/01/2021 to 09/30/2025

II. Cost Summary

Cost Summary	Previous Years	FY 2020/21	FY 2021/22	FY 2022/23	FY 2023/24	FY 2024/25	Future	Total
EQUIPMENT	-	-	218,000	-	-	500,000	-	718,000
Total:	**-**	**-**	**218,000**	**-**	**-**	**500,000**	**-**	**718,000**

III. Fund Summary

Fund Summary	Previous Years	FY 2020/21	FY 2021/22	FY 2022/23	FY 2023/24	FY 2024/25	Future	Total
467 PENN GARAGE FUND	-	-	218,000	-	-	500,000	-	718,000
Total:	**-**	**-**	**218,000**	**-**	**-**	**500,000**	**-**	**718,000**

MIAMIBEACH

CITY OF MIAMI BEACH
FY 2021 - 2025 Capital Budget and 5-Year Capital Improvement Plan

I. General

PENN GARAGE-FIRE ALARM SYSTEM **PARKING GARAGES**

Project Number:	61023
Department:	PROPERTY MANAGEMENT
Location:	SOUTH BEACH
Description:	Alarm system replacement
Projected date range:	10/01/2022 to 09/30/2023

II. Cost Summary

Cost Summary	Previous Years	FY 2020/21	FY 2021/22	FY 2022/23	FY 2023/24	FY 2024/25	Future	Total
EQUIPMENT	-	-	-	35,000	-	-	-	35,000
Total:	**-**	**-**	**-**	**35,000**	**-**	**-**	**-**	**35,000**

III. Fund Summary

Fund Summary	Previous Years	FY 2020/21	FY 2021/22	FY 2022/23	FY 2023/24	FY 2024/25	Future	Total
467 PENN GARAGE FUND	-	-	-	35,000	-	-	-	35,000
Total:	**-**	**-**	**-**	**35,000**	**-**	**-**	**-**	**35,000**

MIAMIBEACH

CITY OF MIAMI BEACH
FY 2021 - 2025 Capital Budget and 5-Year Capital Improvement Plan

I. General

PENN GARAGE-FIRE PUMP REPLACEMENT **PARKING GARAGES**

Project Number:	60923
Department:	PROPERTY MANAGEMENT
Location:	SOUTH BEACH
Description:	Replacement of the Fire pump
Projected date range:	10/01/2022 to 09/30/2023

II. Cost Summary

Cost Summary	Previous Years	FY 2020/21	FY 2021/22	FY 2022/23	FY 2023/24	FY 2024/25	Future	Total
EQUIPMENT	-	-	-	100,000	-	-	-	100,000
Total:	**-**	**-**	**-**	**100,000**	**-**	**-**	**-**	**100,000**

III. Fund Summary

Fund Summary	Previous Years	FY 2020/21	FY 2021/22	FY 2022/23	FY 2023/24	FY 2024/25	Future	Total
467 PENN GARAGE FUND	-	-	-	100,000	-	-	-	100,000
Total:	**-**	**-**	**-**	**100,000**	**-**	**-**	**-**	**100,000**

MIAMIBEACH

CITY OF MIAMI BEACH
FY 2021 - 2025 Capital Budget and 5-Year Capital Improvement Plan

I. General

PENN GARAGE-FIRE SPRINKLER RENEWAL **PARKING GARAGES**

Project Number:	60823
Department:	PROPERTY MANAGEMENT
Location:	SOUTH BEACH
Description:	Fire sprinkler system replacement
Projected date range:	10/01/2022 to 09/30/2023

II. Cost Summary

Cost Summary	Previous Years	FY 2020/21	FY 2021/22	FY 2022/23	FY 2023/24	FY 2024/25	Future	Total
CONTRACTED SERVICES REPAIR	-	-	-	300,000	-	-	-	300,000
Total:	**-**	**-**	**-**	**300,000**	**-**	**-**	**-**	**300,000**

III. Fund Summary

Fund Summary	Previous Years	FY 2020/21	FY 2021/22	FY 2022/23	FY 2023/24	FY 2024/25	Future	Total
467 PENN GARAGE FUND	-	-	-	300,000	-	-	-	300,000
Total:	**-**	**-**	**-**	**300,000**	**-**	**-**	**-**	**300,000**

MIAMIBEACH

CITY OF MIAMI BEACH
FY 2021 - 2025 Capital Budget and 5-Year Capital Improvement Plan

I. General

PENN GARAGE-GENERATOR RENEWAL **PARKING GARAGES**

Project Number:	60424
Department:	PROPERTY MANAGEMENT
Location:	SOUTH BEACH
Description:	Replacement of the Generator
Projected date range:	10/01/2023 to 09/30/2024

II. Cost Summary

Cost Summary	Previous Years	FY 2020/21	FY 2021/22	FY 2022/23	FY 2023/24	FY 2024/25	Future	Total
EQUIPMENT	-	-	-	-	200,000	-	-	200,000
Total:	**-**	**-**	**-**	**-**	**200,000**	**-**	**-**	**200,000**

III. Fund Summary

Fund Summary	Previous Years	FY 2020/21	FY 2021/22	FY 2022/23	FY 2023/24	FY 2024/25	Future	Total
467 PENN GARAGE FUND	-	-	-	-	200,000	-	-	200,000
Total:	**-**	**-**	**-**	**-**	**200,000**	**-**	**-**	**200,000**

MIAMIBEACH

CITY OF MIAMI BEACH
FY 2021 - 2025 Capital Budget and 5-Year Capital Improvement Plan

I. General

PENN GARAGE-HVAC RENEWAL **PARKING GARAGES**

Project Number:	63021
Department:	PROPERTY MANAGEMENT
Location:	SOUTH BEACH
Description:	Retail air scrubber and duct work.
Projected date range:	10/01/2021 to 09/30/2025

II. Cost Summary

Cost Summary	Previous Years	FY 2020/21	FY 2021/22	FY 2022/23	FY 2023/24	FY 2024/25	Future	Total
CONTRACTED SERVICES REPAIR	-	-	85,000	-	-	35,000	-	120,000
Total:	**-**	**-**	**85,000**	**-**	**-**	**35,000**	**-**	**120,000**

III. Fund Summary

Fund Summary	Previous Years	FY 2020/21	FY 2021/22	FY 2022/23	FY 2023/24	FY 2024/25	Future	Total
467 PENN GARAGE FUND	-	-	85,000	-	-	35,000	-	120,000
Total:	**-**	**-**	**85,000**	**-**	**-**	**35,000**	**-**	**120,000**

MIAMIBEACH

CITY OF MIAMI BEACH
FY 2021 - 2025 Capital Budget and 5-Year Capital Improvement Plan

I. General

PENN GARAGE-INT.SURFACE RESTORATION **PARKING GARAGES**

Project Number:	67318
Department:	PROPERTY MANAGEMENT
Location:	SOUTH BEACH
Description:	Penn garage-interior surface restoration
Projected date range:	10/01/2019 to 12/31/2020

II. Cost Summary

Cost Summary	Previous Years	FY 2020/21	FY 2021/22	FY 2022/23	FY 2023/24	FY 2024/25	Future	Total
CONTRACTED SERVICES REPAIR	95,000	-	-	-	-	-	-	95,000
Total:	**95,000**	**-**	**-**	**-**	**-**	**-**	**-**	**95,000**

III. Fund Summary

Fund Summary	Previous Years	FY 2020/21	FY 2021/22	FY 2022/23	FY 2023/24	FY 2024/25	Future	Total
467 PENN GARAGE FUND	95,000	-	-	-	-	-	-	95,000
Total:	**95,000**	**-**	**-**	**-**	**-**	**-**	**-**	**95,000**

MIAMIBEACH

CITY OF MIAMI BEACH
FY 2021 - 2025 Capital Budget and 5-Year Capital Improvement Plan

I. General

PENN GARAGE-ROOFTOP-STAIRS ELEVATOR **PARKING GARAGES**

Project Number:	60025
Department:	PROPERTY MANAGEMENT
Location:	SOUTH BEACH
Description:	Renewal of rooftop in the stairs and elevator area.
Projected date range:	10/01/2024 to 09/30/2025

II. Cost Summary

Cost Summary	Previous Years	FY 2020/21	FY 2021/22	FY 2022/23	FY 2023/24	FY 2024/25	Future	Total
CONTRACTED SERVICES REPAIR	-	-	-	-	-	40,000	-	40,000
Total:	**-**	**-**	**-**	**-**	**-**	**40,000**	**-**	**40,000**

III. Fund Summary

Fund Summary	Previous Years	FY 2020/21	FY 2021/22	FY 2022/23	FY 2023/24	FY 2024/25	Future	Total
467 PENN GARAGE FUND	-	-	-	-	-	40,000	-	40,000
Total:	**-**	**-**	**-**	**-**	**-**	**40,000**	**-**	**40,000**

MIAMIBEACH

CITY OF MIAMI BEACH
FY 2021 - 2025 Capital Budget and 5-Year Capital Improvement Plan

I. General

PENN GARAGE-TRAFFIC COATING-RETAIL **PARKING GARAGES**

Project Number:	63121
Department:	PROPERTY MANAGEMENT
Location:	SOUTH BEACH
Description:	Renew traffic coating over existing occupied spaces and renew traffic coating over other areas of the garage.
Projected date range:	10/01/2021 to 09/30/2022

II. Cost Summary

Cost Summary	Previous Years	FY 2020/21	FY 2021/22	FY 2022/23	FY 2023/24	FY 2024/25	Future	Total
CONTRACTED SERVICES REPAIR	-	-	99,990	-	-	-	-	99,990
Total:	**-**	**-**	**99,990**	**-**	**-**	**-**	**-**	**99,990**

III. Fund Summary

Fund Summary	Previous Years	FY 2020/21	FY 2021/22	FY 2022/23	FY 2023/24	FY 2024/25	Future	Total
467 PENN GARAGE FUND	-	-	99,990	-	-	-	-	99,990
Total:	**-**	**-**	**99,990**	**-**	**-**	**-**	**-**	**99,990**

MIAMIBEACH

CITY OF MIAMI BEACH
FY 2021 - 2025 Capital Budget and 5-Year Capital Improvement Plan

I. General

PENN GRGE-SEALING OF SUPERSTRUCTURE **PARKING GARAGES**

Project Number:	67218
Department:	PROPERTY MANAGEMENT
Location:	SOUTH BEACH
Description:	Penn garage-sealing of superstructure
Projected date range:	10/01/2019 to 05/01/2021

II. Cost Summary

Cost Summary	Previous Years	FY 2020/21	FY 2021/22	FY 2022/23	FY 2023/24	FY 2024/25	Future	Total
CONTRACTED SERVICES REPAIR	25,000	-	-	-	-	-	-	25,000
Total:	**25,000**	**-**	**-**	**-**	**-**	**-**	**-**	**25,000**

III. Fund Summary

Fund Summary	Previous Years	FY 2020/21	FY 2021/22	FY 2022/23	FY 2023/24	FY 2024/25	Future	Total
467 PENN GARAGE FUND	25,000	-	-	-	-	-	-	25,000
Total:	**25,000**	**-**	**-**	**-**	**-**	**-**	**-**	**25,000**

MIAMIBEACH

CITY OF MIAMI BEACH
FY 2021 - 2025 Capital Budget and 5-Year Capital Improvement Plan

I. General

RECONFIGURATION OF SANITATION AREA **PARKING GARAGES**

Project Number:	21920
Department:	PROPERTY MANAGEMENT
Location:	SOUTH BEACH
Description:	17th street garage-reconfiguration of sanitation area.
Projected date range:	10/01/2019 to 12/31/2020

II. Cost Summary

Cost Summary	Previous Years	FY 2020/21	FY 2021/22	FY 2022/23	FY 2023/24	FY 2024/25	Future	Total
DESIGN AND ENGINEERING	199,000	-	-	-	-	-	-	199,000
OIG FUNDING	1,000	-	-	-	-	-	-	1,000
Total:	**200,000**	**-**	**-**	**-**	**-**	**-**	**-**	**200,000**

III. Fund Summary

Fund Summary	Previous Years	FY 2020/21	FY 2021/22	FY 2022/23	FY 2023/24	FY 2024/25	Future	Total
435 SANITATION ENTERPRISE FUND	200,000	-	-	-	-	-	-	200,000
Total:	**200,000**	**-**	**-**	**-**	**-**	**-**	**-**	**200,000**

MIAMIBEACH

CITY OF MIAMI BEACH
FY 2021 - 2025 Capital Budget and 5-Year Capital Improvement Plan

I. General

SUNSET HARBOUR GARAGE ELEVATOR **PARKING GARAGES**

Project Number:	20225
Department:	PROPERTY MANAGEMENT
Location:	SOUTH BEACH
Description:	Elevator renovation
Projected date range:	10/01/2024 to 09/30/2025

II. Cost Summary

Cost Summary	Previous Years	FY 2020/21	FY 2021/22	FY 2022/23	FY 2023/24	FY 2024/25	Future	Total
EQUIPMENT	-	-	-	-	-	500,000	-	500,000
Total:	**-**	**-**	**-**	**-**	**-**	**500,000**	**-**	**500,000**

III. Fund Summary

Fund Summary	Previous Years	FY 2020/21	FY 2021/22	FY 2022/23	FY 2023/24	FY 2024/25	Future	Total
490 PARKING CAPITAL NOT BONDS	-	-	-	-	-	500,000	-	500,000
Total:	**-**	**-**	**-**	**-**	**-**	**500,000**	**-**	**500,000**

MIAMIBEACH

CITY OF MIAMI BEACH
FY 2021 - 2025 Capital Budget and 5-Year Capital Improvement Plan

I. General

SUNSET HARBOUR GARAGE GENERATOR **PARKING GARAGES**

Project Number:	21324
Department:	PROPERTY MANAGEMENT
Location:	SOUTH BEACH
Description:	Renewal of the generator
Projected date range:	10/01/2023 to 09/30/2024

II. Cost Summary

Cost Summary	Previous Years	FY 2020/21	FY 2021/22	FY 2022/23	FY 2023/24	FY 2024/25	Future	Total
EQUIPMENT	-	-	-	-	200,000	-	-	200,000
Total:	**-**	**-**	**-**	**-**	**200,000**	**-**	**-**	**200,000**

III. Fund Summary

Fund Summary	Previous Years	FY 2020/21	FY 2021/22	FY 2022/23	FY 2023/24	FY 2024/25	Future	Total
490 PARKING CAPITAL NOT BONDS	-	-	-	-	200,000	-	-	200,000
Total:	**-**	**-**	**-**	**-**	**200,000**	**-**	**-**	**200,000**

MIAMIBEACH

CITY OF MIAMI BEACH
FY 2021 - 2025 Capital Budget and 5-Year Capital Improvement Plan

I. General

SUNSET HARBOUR GARAGE LED LIGHTING **PARKING GARAGES**

Project Number:	62017
Department:	PROPERTY MANAGEMENT
Location:	SOUTH BEACH
Description:	This project consists of removing existing T8 fluorescent light fixtures and replacing them with high efficiency LED lighting.
Projected date range:	10/01/2021 to 09/30/2022

II. Cost Summary

Cost Summary	Previous Years	FY 2020/21	FY 2021/22	FY 2022/23	FY 2023/24	FY 2024/25	Future	Total
CONTRACTED SERVICES REPAIR	-	-	300,000	-	-	-	-	300,000
Total:	**-**	**-**	**300,000**	**-**	**-**	**-**	**-**	**300,000**

III. Fund Summary

Fund Summary	Previous Years	FY 2020/21	FY 2021/22	FY 2022/23	FY 2023/24	FY 2024/25	Future	Total
490 PARKING CAPITAL NOT BONDS	-	-	300,000	-	-	-	-	300,000
Total:	**-**	**-**	**300,000**	**-**	**-**	**-**	**-**	**300,000**

MIAMIBEACH

CITY OF MIAMI BEACH
FY 2021 - 2025 Capital Budget and 5-Year Capital Improvement Plan

I. General

SUNSET HARBOUR GARAGE SCREENING **PARKING GARAGES**

Project Number:	22122
Department:	PROPERTY MANAGEMENT
Location:	SOUTH BEACH
Description:	Sunset Harbour Garage decorative building screening
Projected date range:	10/01/2021 to 09/30/2022

II. Cost Summary

Cost Summary	Previous Years	FY 2020/21	FY 2021/22	FY 2022/23	FY 2023/24	FY 2024/25	Future	Total
CONSTRUCTION	-	-	200,000	-	-	-	-	200,000
Total:	**-**	**-**	**200,000**	**-**	**-**	**-**	**-**	**200,000**

III. Fund Summary

Fund Summary	Previous Years	FY 2020/21	FY 2021/22	FY 2022/23	FY 2023/24	FY 2024/25	Future	Total
490 PARKING CAPITAL NOT BONDS	-	-	200,000	-	-	-	-	200,000
Total:	**-**	**-**	**200,000**	**-**	**-**	**-**	**-**	**200,000**

MIAMIBEACH

CITY OF MIAMI BEACH
FY 2021 - 2025 Capital Budget and 5-Year Capital Improvement Plan

I. General

SUNSET HARBOUR GARAGE SEALING **PARKING GARAGES**

Project Number:	60922
Department:	PROPERTY MANAGEMENT
Location:	SOUTH BEACH
Description:	Sealing / caulking, joint renewal superstructure
Projected date range:	10/01/2021 to 09/30/2022

II. Cost Summary

Cost Summary	Previous Years	FY 2020/21	FY 2021/22	FY 2022/23	FY 2023/24	FY 2024/25	Future	Total
CONTRACTED SERVICES REPAIR	-	-	75,000	-	-	-	-	75,000
Total:	**-**	**-**	**75,000**	**-**	**-**	**-**	**-**	**75,000**

III. Fund Summary

Fund Summary	Previous Years	FY 2020/21	FY 2021/22	FY 2022/23	FY 2023/24	FY 2024/25	Future	Total
490 PARKING CAPITAL NOT BONDS	-	-	75,000	-	-	-	-	75,000
Total:	**-**	**-**	**75,000**	**-**	**-**	**-**	**-**	**75,000**

MIAMIBEACH

CITY OF MIAMI BEACH
FY 2021 - 2025 Capital Budget and 5-Year Capital Improvement Plan

I. General

SUNSET HARBOUR GARAGE-FIRE ALARM **PARKING GARAGES**

Project Number:	61623
Department:	PROPERTY MANAGEMENT
Location:	SOUTH BEACH
Description:	Fire alarm renewal
Projected date range:	10/01/2020 to 09/30/2023

II. Cost Summary

Cost Summary	Previous Years	FY 2020/21	FY 2021/22	FY 2022/23	FY 2023/24	FY 2024/25	Future	Total
CONTRACTED SERVICES REPAIR	-	34,826	-	-	-	-	-	34,826
OIG FUNDING	-	174	-	-	-	-	-	174
Total:	**-**	**35,000**	**-**	**-**	**-**	**-**	**-**	**35,000**

III. Fund Summary

Fund Summary	Previous Years	FY 2020/21	FY 2021/22	FY 2022/23	FY 2023/24	FY 2024/25	Future	Total
486 2010 PARKING BONDS 2010-27491	-	35,000	-	-	-	-	-	35,000
Total:	**-**	**35,000**	**-**	**-**	**-**	**-**	**-**	**35,000**

MIAMIBEACH

CITY OF MIAMI BEACH
FY 2021 - 2025 Capital Budget and 5-Year Capital Improvement Plan

I. General

SUNSET HARBOUR GARAGE-ROOFTOP **PARKING GARAGES**

Project Number:	20325
Department:	PROPERTY MANAGEMENT
Location:	SOUTH BEACH
Description:	Sunset Harbour garage-rooftop renewal retail, stairs, elevators.
Projected date range:	10/01/2024 to 09/30/2025

II. Cost Summary

Cost Summary	Previous Years	FY 2020/21	FY 2021/22	FY 2022/23	FY 2023/24	FY 2024/25	Future	Total
CONSTRUCTION	-	-	-	-	-	300,000	-	300,000
Total:	**-**	**-**	**-**	**-**	**-**	**300,000**	**-**	**300,000**

III. Fund Summary

Fund Summary	Previous Years	FY 2020/21	FY 2021/22	FY 2022/23	FY 2023/24	FY 2024/25	Future	Total
490 PARKING CAPITAL NOT BONDS	-	-	-	-	-	300,000	-	300,000
Total:	**-**	**-**	**-**	**-**	**-**	**300,000**	**-**	**300,000**

MIAMIBEACH

CITY OF MIAMI BEACH
FY 2021 - 2025 Capital Budget and 5-Year Capital Improvement Plan

I. General

SUNSET HARBOUR GRGE SPRINKLER **PARKING GARAGES**

Project Number:	20923
Department:	PROPERTY MANAGEMENT
Location:	SOUTH BEACH
Description:	Sunset Harbour garage sprinkler system renewal
Projected date range:	10/01/2022 to 09/30/2023

II. Cost Summary

Cost Summary	Previous Years	FY 2020/21	FY 2021/22	FY 2022/23	FY 2023/24	FY 2024/25	Future	Total
CONSTRUCTION	-	-	-	300,000	-	-	-	300,000
Total:	**-**	**-**	**-**	**300,000**	**-**	**-**	**-**	**300,000**

III. Fund Summary

Fund Summary	Previous Years	FY 2020/21	FY 2021/22	FY 2022/23	FY 2023/24	FY 2024/25	Future	Total
490 PARKING CAPITAL NOT BONDS	-	-	-	300,000	-	-	-	300,000
Total:	**-**	**-**	**-**	**300,000**	**-**	**-**	**-**	**300,000**

MIAMIBEACH

CITY OF MIAMI BEACH
FY 2021 - 2025 Capital Budget and 5-Year Capital Improvement Plan

I. General

SUNSET HARBOUR GRGE-TRAFFIC COATING **PARKING GARAGES**

Project Number:	61022
Department:	PROPERTY MANAGEMENT
Location:	SOUTH BEACH
Description:	Renew traffic coating over existing retail spaces, up the ramps and renew traffic coating over other areas of the garage.
Projected date range:	10/01/2022 to 09/30/2023

II. Cost Summary

Cost Summary	Previous Years	FY 2020/21	FY 2021/22	FY 2022/23	FY 2023/24	FY 2024/25	Future	Total
CONTRACTED SERVICES REPAIR	-	-	-	303,000	-	-	-	303,000
Total:	**-**	**-**	**-**	**303,000**	**-**	**-**	**-**	**303,000**

III. Fund Summary

Fund Summary	Previous Years	FY 2020/21	FY 2021/22	FY 2022/23	FY 2023/24	FY 2024/25	Future	Total
490 PARKING CAPITAL NOT BONDS	-	-	-	303,000	-	-	-	303,000
Total:	**-**	**-**	**-**	**303,000**	**-**	**-**	**-**	**303,000**

MIAMIBEACH

MIAMIBEACH

CITY OF MIAMI BEACH
FY 2021 - 2025 Capital Budget and 5-Year Capital Improvement Plan

I. General

CITYWIDE PARKING LOTS IMPROVEMENTS **PARKING LOTS**

Project Number:	60317
Department:	PROPERTY MANAGEMENT
Location:	CITYWIDE
Description:	Improvements to Parking lots citywide
Projected date range:	10/01/2021 to 09/30/2025

II. Cost Summary

Cost Summary	Previous Years	FY 2020/21	FY 2021/22	FY 2022/23	FY 2023/24	FY 2024/25	Future	Total
CONTRACTED SERVICES REPAIR	-	-	150,000	150,000	150,000	150,000	-	600,000
Total:	**-**	**-**	**150,000**	**150,000**	**150,000**	**150,000**	**-**	**600,000**

III. Fund Summary

Fund Summary	Previous Years	FY 2020/21	FY 2021/22	FY 2022/23	FY 2023/24	FY 2024/25	Future	Total
490 PARKING CAPITAL NOT BONDS	-	-	150,000	150,000	150,000	150,000	-	600,000
Total:	**-**	**-**	**150,000**	**150,000**	**150,000**	**150,000**	**-**	**600,000**

MIAMIBEACH

CITY OF MIAMI BEACH
FY 2021 - 2025 Capital Budget and 5-Year Capital Improvement Plan

I. General

FLEET MANAGEMENT PARKING LOT **PARKING LOTS**

Project Number:	66218
Department:	PROPERTY MANAGEMENT
Location:	SOUTH BEACH
Description:	Resurfacing of the parking lot at Fleet Management
Projected date range:	10/01/2021 to 12/31/2022

II. Cost Summary

Cost Summary	Previous Years	FY 2020/21	FY 2021/22	FY 2022/23	FY 2023/24	FY 2024/25	Future	Total
CONTRACTED SERVICES REPAIR	-	-	500,000	-	-	-	-	500,000
Total:	**-**	**-**	**500,000**	**-**	**-**	**-**	**-**	**500,000**

III. Fund Summary

Fund Summary	Previous Years	FY 2020/21	FY 2021/22	FY 2022/23	FY 2023/24	FY 2024/25	Future	Total
302 PAY-AS-YOU-GO	-	-	500,000	-	-	-	-	500,000
Total:	**-**	**-**	**500,000**	**-**	**-**	**-**	**-**	**500,000**

MIAMIBEACH

CITY OF MIAMI BEACH
FY 2021 - 2025 Capital Budget and 5-Year Capital Improvement Plan

I. General

LOT 9D P86-6976 INDIAN CREEK DRIVE **PARKING LOTS**

Project Number:	29580
Department:	CAPITAL IMPROVEMENT PROGRAM
Location:	NORTH BEACH
Description:	The scope of work for the renovation of Surface Parking Lot 9D includes spot repairs to the sub-base & milling and resurfacing of the asphalt, LED lighting, sidewalk modifications, drainage improvements, striping, landscaping & irrigation upgrades or more shaded areas in compliance with Planning and Zoning regulations, sidewalk modifications, LED lighing, drainage improvements, and stripping.
Projected date range:	10/01/2015 to 12/31/2020

II. Cost Summary

Cost Summary	Previous Years	FY 2020/21	FY 2021/22	FY 2022/23	FY 2023/24	FY 2024/25	Future	Total
CAPITAL MISCELLANEOUS	36,000	-	-	-	-	-	-	36,000
CONSTRUCTION	425,499	(190,050)	-	-	-	-	-	235,449
CONSTRUCTION MANAGEMENT	40,197	-	-	-	-	-	-	40,197
CONTINGENCY	64,069	-	-	-	-	-	-	64,069
DESIGN AND ENGINEERING	90,235	-	-	-	-	-	-	90,235
OIG FUNDING	3,000	(950)	-	-	-	-	-	2,050
Total:	**659,000**	**(191,000)**	**-**	**-**	**-**	**-**	**-**	**468,000**

III. Fund Summary

Fund Summary	Previous Years	FY 2020/21	FY 2021/22	FY 2022/23	FY 2023/24	FY 2024/25	Future	Total
486 2010 PARKING BONDS 2010-27491	659,000	(191,000)	-	-	-	-	-	468,000
Total:	**659,000**	**(191,000)**	**-**	**-**	**-**	**-**	**-**	**468,000**

MIAMIBEACH

CITY OF MIAMI BEACH
FY 2021 - 2025 Capital Budget and 5-Year Capital Improvement Plan

I. General

P14 6TH ST & COLLINS PARKING LOT **PARKING LOTS**

Project Number:	28710
Department:	PROPERTY MANAGEMENT
Location:	SOUTH BEACH
Description:	Original Scope: Surveying, Drainage Design, Construction, Milling and Paving, Striping. Phase II of the project includes drainage improvements at surface lot P14 located at 533 Collins Avenue- project will require a DERM Class II Permit.
Projected date range:	10/01/2015 to 09/30/2021

II. Cost Summary

Cost Summary	Previous Years	FY 2020/21	FY 2021/22	FY 2022/23	FY 2023/24	FY 2024/25	Future	Total
CONSTRUCTION	12,993	301,493	-	-	-	-	-	314,486
DESIGN AND ENGINEERING	24,607	-	-	-	-	-	-	24,607
OIG FUNDING	400	1,507	-	-	-	-	-	1,907
Total:	**38,000**	**303,000**	**-**	**-**	**-**	**-**	**-**	**341,000**

III. Fund Summary

Fund Summary	Previous Years	FY 2020/21	FY 2021/22	FY 2022/23	FY 2023/24	FY 2024/25	Future	Total
480 PARKING OPERATIONS FUND	38,000	-	-	-	-	-	-	38,000
486 2010 PARKING BONDS 2010-27491	-	303,000	-	-	-	-	-	303,000
Total:	**38,000**	**303,000**	**-**	**-**	**-**	**-**	**-**	**341,000**

MIAMIBEACH

CITY OF MIAMI BEACH
FY 2021 - 2025 Capital Budget and 5-Year Capital Improvement Plan

I. General

PENRODS AT 1 OCEAN DR. PARKING LOT **PARKING LOTS**

Project Number: 26340

Department: CAPITAL IMPROVEMENT PROGRAM

Location: SOUTH BEACH

Description: This project entails a new layout for the surface lot to provide additional parking spaces to the City owned spaces. The renovation includes milling and resurfacing, new irrigated landscape areas and improvements to the lighting and drainage systems. New sidewalks along 1st Street and South Point Drive will be added and a brick paver walkway will cross the lot from East to West. The renovated lot will be ADA compliant. A new cul-de-sac with a small central landscape median will be placed at the east end of 1st street. The lot renovation will add parking spaces, green areas, and upgrades to the lighting system, therefore improving the park availability while making the City more beautiful and safer; this project also increases the inventory of well design quality Capital Projects and well maintained infrastructure. This project brings the surface lot into compliance with ADA code requirements. The improved landscape areas and new trees will comply with Planning and Zoning regulations. The additional green areas filtering capacity improve the storm water system by treating the storm water before moving into the City system.

Projected date range: 10/01/2015 to 12/31/2020

II. Cost Summary

Cost Summary	Previous Years	FY 2020/21	FY 2021/22	FY 2022/23	FY 2023/24	FY 2024/25	Future	Total
CONSTRUCTION	2,573,603	-	-	-	-	-	-	2,573,603
CONSTRUCTION MANAGEMENT	140,132	-	-	-	-	-	-	140,132
DESIGN AND ENGINEERING	240,378	-	-	-	-	-	-	240,378
Total:	**2,954,113**	**-**	**-**	**-**	**-**	**-**	**-**	**2,954,113**

III. Fund Summary

Fund Summary	Previous Years	FY 2020/21	FY 2021/22	FY 2022/23	FY 2023/24	FY 2024/25	Future	Total
389 SOUTH POINTE CAPITAL	2,798,310	-	-	-	-	-	-	2,798,310
480 PARKING OPERATIONS FUND	52,137	-	-	-	-	-	-	52,137
490 PARKING CAPITAL NOT BONDS	103,666	-	-	-	-	-	-	103,666
Total:	**2,954,113**	**-**	**-**	**-**	**-**	**-**	**-**	**2,954,113**

MIAMIBEACH

CITY OF MIAMI BEACH
FY 2021 - 2025 Capital Budget and 5-Year Capital Improvement Plan

I. General

SURFACE LOT AT BISCAYNE BEACH **PARKING LOTS**

Project Number: 20518

Department: CAPITAL IMPROVEMENT PROGRAM

Location: NORTH BEACH

Description: The project consists of the construction of a 28-space surface parking lot at 8100 Hawthorne Drive around an existing sanitary sewer lift station. This project includes a new drainage system with drainage wells, landscaping, picket fencing and precast concrete wall, lighting, conduits for security cameras, and incorporation of resilient infrastructure features such as new raised seawall, LED lighting, and previous pavement.

Projected date range: 10/01/2017 to 06/30/2021

II. Cost Summary

Cost Summary	Previous Years	FY 2020/21	FY 2021/22	FY 2022/23	FY 2023/24	FY 2024/25	Future	Total
ARCHITECT AND ENGINEERING	156,072	-	-	-	-	-	-	156,072
ART IN PUBLIC PLACES	-	5,990	-	-	-	-	-	5,990
CONSTRUCTION	395,119	268,722	-	-	-	-	-	663,841
CONSTRUCTION MANAGEMENT	35,373	19,763	-	-	-	-	-	55,136
CONTINGENCY	11,436	11,026	-	-	-	-	-	22,462
OIG FUNDING	2,000	1,528	-	-	-	-	-	3,528
Total:	**600,000**	**307,029**	**-**	**-**	**-**	**-**	**-**	**907,029**

III. Fund Summary

Fund Summary	Previous Years	FY 2020/21	FY 2021/22	FY 2022/23	FY 2023/24	FY 2024/25	Future	Total
155 FEES IN LIEU OF PARKING	600,000	307,029	-	-	-	-	-	907,029
Total:	**600,000**	**307,029**	**-**	**-**	**-**	**-**	**-**	**907,029**

MIAMIBEACH

CITY OF MIAMI BEACH
FY 2021 - 2025 Capital Budget and 5-Year Capital Improvement Plan

I. General

SURFACE LOT P48 BASS MUSEUM LOT **PARKING LOTS**

Project Number: 27480

Department: CAPITAL IMPROVEMENT PROGRAM

Location: MIDDLE BEACH

Description: Renovation of parking surface lot. Upgrading light, drainage, asphalt, sidewalk and landscape. Make the lot compliant with ADA. This project will mostly be design in-house in order to make it more affordable. Increase the number of spaces. The cost estimate has been based on recent executed similar projects, with per space unit cost as reference and with the unique characteristics of the lot like size, landscaped area, lighting requirements, drainage modifications, permits, total excavation, demolition and fill needs. These type of projects sometimes increases the number of spaces and always brings the surface lot into compliance with ADA code requirements. The lots also improve the landscaped areas and materials to provide more shade areas and compliance with Planning and Zoning regulations. Finally this work includes improvements for storm water by adding green areas and treating the storm water before entering into the City system. A big demand for this lot has been expressed by the Bass museum and by the Tourism and Cultural Development Department.

Projected date range: 10/01/2015 to 12/31/2020

II. Cost Summary

Cost Summary	Previous Years	FY 2020/21	FY 2021/22	FY 2022/23	FY 2023/24	FY 2024/25	Future	Total
CONSTRUCTION	200,000	-	-	-	-	-	-	200,000
CONTINGENCY	20,000	-	-	-	-	-	-	20,000
Total:	**220,000**	**-**	**-**	**-**	**-**	**-**	**-**	**220,000**

III. Fund Summary

Fund Summary	Previous Years	FY 2020/21	FY 2021/22	FY 2022/23	FY 2023/24	FY 2024/25	Future	Total
480 PARKING OPERATIONS FUND	220,000	-	-	-	-	-	-	220,000
Total:	**220,000**	**-**	**-**	**-**	**-**	**-**	**-**	**220,000**

MIAMIBEACH

MIAMIBEACH

CITY OF MIAMI BEACH
FY 2021 - 2025 Capital Budget and 5-Year Capital Improvement Plan

I. General

ALLISON PARK PLAYGROUND REPLACEMENT **PARKS**

Project Number:	20023
Department:	PARKS AND RECREATION
Location:	NORTH BEACH
Description:	Replacement of Playground Equipment
Projected date range:	10/01/2024 to 09/30/2025

II. Cost Summary

Cost Summary	Previous Years	FY 2020/21	FY 2021/22	FY 2022/23	FY 2023/24	FY 2024/25	Future	Total
EQUIPMENT	-	-	-	-	-	795,000	-	795,000
Total:	**-**	**-**	**-**	**-**	**-**	**795,000**	**-**	**795,000**

III. Fund Summary

Fund Summary	Previous Years	FY 2020/21	FY 2021/22	FY 2022/23	FY 2023/24	FY 2024/25	Future	Total
307 NB QUAL OF LIFE RESORT TAX 1%	-	-	-	-	-	795,000	-	795,000
Total:	**-**	**-**	**-**	**-**	**-**	**795,000**	**-**	**795,000**

MIAMIBEACH

CITY OF MIAMI BEACH
FY 2021 - 2025 Capital Budget and 5-Year Capital Improvement Plan

I. General

ALLISON PARK REDESIGN **PARKS**

Project Number: 29620

Department: PARKS AND RECREATION

Location: NORTH BEACH

Description: The intent of the project is to redesign Allison Park to include new plant material such as Coconut Palms and other Florida Natives, re-grade existing soil and plant new sod, address irrigation as needed, repair existing pergola, and add new signage, trash receptacle and benches. This project would also include the installation of an ADA accessible playground and/or fitness equipment. City funds will be leveraged with a funding commitment received from the Florida Department of Transportation (FDOT) of $291,760 and will be designated to provide for the Design and Engineering, purchase of equipment and provide supplemental construction costs to assure that the project is completed in its entirety.

Projected date range: 10/01/2015 to 12/31/2020

II. Cost Summary

Cost Summary	Previous Years	FY 2020/21	FY 2021/22	FY 2022/23	FY 2023/24	FY 2024/25	Future	Total
CONSTRUCTION	822,728	-	-	-	-	-	-	822,728
CONSTRUCTION MANAGEMENT	91,622	-	-	-	-	-	-	91,622
DESIGN AND ENGINEERING	139,720	-	-	-	-	-	-	139,720
EQUIPMENT	365,000	-	-	-	-	-	-	365,000
FURNITURE, FIXTURES, EQUIPMENT	100,000	-	-	-	-	-	-	100,000
TRANSFER OUT	12,930	-	-	-	-	-	-	12,930
Total:	**1,532,000**	**-**	**-**	**-**	**-**	**-**	**-**	**1,532,000**

III. Fund Summary

Fund Summary	Previous Years	FY 2020/21	FY 2021/22	FY 2022/23	FY 2023/24	FY 2024/25	Future	Total
302 PAY-AS-YOU-GO	100,000	-	-	-	-	-	-	100,000
307 NB QUAL OF LIFE RESORT TAX 1%	1,432,000	-	-	-	-	-	-	1,432,000
Total:	**1,532,000**	**-**	**-**	**-**	**-**	**-**	**-**	**1,532,000**

MIAMIBEACH

CITY OF MIAMI BEACH
FY 2021 - 2025 Capital Budget and 5-Year Capital Improvement Plan

I. General

ALTOS DEL MAR PARK **PARKS**

Project Number: 22750

Department: CAPITAL IMPROVEMENT PROGRAM

Location: NORTH BEACH

Description: Coordinated with the North Shore Open Space Park and Phase II of the NBRC, project is for the expansion of the North Shore Open Space Park into the Altos del Mar properties. This project includes conversion of the 11 contiguous lots (approx. 9.9 acres) located east of Collins Ave between 76 street and 77 street, to a passive park,
including amphitheater style seating, a restroom building, sand volleyball courts, turtle friendly pathway lighting and a playground.

Projected date range: 10/01/2015 to 12/31/2020

II. Cost Summary

Cost Summary	Previous Years	FY 2020/21	FY 2021/22	FY 2022/23	FY 2023/24	FY 2024/25	Future	Total
CONSTRUCTION	3,495,318	-	-	-	-	-	-	3,495,318
CONSTRUCTION MANAGEMENT	241,640	-	-	-	-	-	-	241,640
DESIGN AND ENGINEERING	412,383	-	-	-	-	-	-	412,383
EQUIPMENT	267,778	-	-	-	-	-	-	267,778
FURNITURE, FIXTURES, EQUIPMENT	350,000	-	-	-	-	-	-	350,000
PROGRAM MANAGEMENT	219,305	-	-	-	-	-	-	219,305
TRANSFER OUT	9,068	-	-	-	-	-	-	9,068
Total:	**4,995,492**	**-**	**-**	**-**	**-**	**-**	**-**	**4,995,492**

III. Fund Summary

Fund Summary	Previous Years	FY 2020/21	FY 2021/22	FY 2022/23	FY 2023/24	FY 2024/25	Future	Total
302 PAY-AS-YOU-GO	44,820	-	-	-	-	-	-	44,820
304 CAPITAL RESERVE	384,823	-	-	-	-	-	-	384,823
307 NB QUAL OF LIFE RESORT TAX 1%	1,350,000	-	-	-	-	-	-	1,350,000
370 RCP -1996 15M GO BOND	315,849	-	-	-	-	-	-	315,849
377 99 GO BONDS - PARKS & BEACHES	109,643	-	-	-	-	-	-	109,643
383 2003 GO BONDS-PARKS & BEACHES	2,790,357	-	-	-	-	-	-	2,790,357
Total:	**4,995,492**	**-**	**-**	**-**	**-**	**-**	**-**	**4,995,492**

MIAMIBEACH

CITY OF MIAMI BEACH
FY 2021 - 2025 Capital Budget and 5-Year Capital Improvement Plan

I. General

BAND SHELL MASTER PLAN **PARKS**

Project Number: 25380

Department: CAPITAL IMPROVEMENT PROGRAM

Location: NORTH BEACH

Description: This project includes renovations and improvements to the oceanfront portion of North Shore Park, which has not seen significant upgrades in many years. Improvements will include the following elements: new service driveway; installation of the Beatles Mandala; demolition of the existing bus shelter; site lighting; and site enhancements associated with the North Beach Oceanfront Center. Improvements will discourage the existing homeless encampment and improve the image of safety and security. (Miami-Dade County Grant Project: 86 - Miami Beach - Band Shell Park 7275 Collins Avenue).

Projected date range: 10/01/2015 to 12/31/2020

II. Cost Summary

Cost Summary	Previous Years	FY 2020/21	FY 2021/22	FY 2022/23	FY 2023/24	FY 2024/25	Future	Total
CONSTRUCTION	1,951,884	-	-	-	-	-	-	1,951,884
CONSTRUCTION MANAGEMENT	336,625	-	-	-	-	-	-	336,625
DESIGN AND ENGINEERING	306,990	-	-	-	-	-	-	306,990
TRANSFER OUT	37,873	-	-	-	-	-	-	37,873
Total:	**2,633,372**	**-**	**-**	**-**	**-**	**-**	**-**	**2,633,372**

III. Fund Summary

Fund Summary	Previous Years	FY 2020/21	FY 2021/22	FY 2022/23	FY 2023/24	FY 2024/25	Future	Total
307 NB QUAL OF LIFE RESORT TAX 1%	1,133,372	-	-	-	-	-	-	1,133,372
390 MIAMI-DADE COUNTY BOND	1,500,000	-	-	-	-	-	-	1,500,000
Total:	**2,633,372**	**-**	**-**	**-**	**-**	**-**	**-**	**2,633,372**

MIAMIBEACH

CITY OF MIAMI BEACH
FY 2021 - 2025 Capital Budget and 5-Year Capital Improvement Plan

I. General

BATTING CAGES AT NORTH SHORE PARK **PARKS**

Project Number:	23518
Department:	PARKS AND RECREATION
Location:	NORTH BEACH
Description:	Construction of automatic batting cages at the North Shore Park
Projected date range:	02/14/2018 to 12/31/2020

II. Cost Summary

Cost Summary	Previous Years	FY 2020/21	FY 2021/22	FY 2022/23	FY 2023/24	FY 2024/25	Future	Total
CONSTRUCTION	99,000	-	-	-	-	-	-	99,000
EQUIPMENT	104,000	-	-	-	-	-	-	104,000
Total:	**203,000**	**-**	**-**	**-**	**-**	**-**	**-**	**203,000**

III. Fund Summary

Fund Summary	Previous Years	FY 2020/21	FY 2021/22	FY 2022/23	FY 2023/24	FY 2024/25	Future	Total
301 CAP. PROJ. NOT FINANCED BY BON	203,000	-	-	-	-	-	-	203,000
Total:	**203,000**	**-**	**-**	**-**	**-**	**-**	**-**	**203,000**

MIAMIBEACH

CITY OF MIAMI BEACH
FY 2021 - 2025 Capital Budget and 5-Year Capital Improvement Plan

I. General

BEACHVIEW PK PLAYGROUND REPLACEMENT **PARKS**

Project Number:	20321
Department:	PARKS AND RECREATION
Location:	MIDDLE BEACH
Description:	Replacement of the Playground equipment.
Projected date range:	10/01/2023 to 09/30/2024

II. Cost Summary

Cost Summary	Previous Years	FY 2020/21	FY 2021/22	FY 2022/23	FY 2023/24	FY 2024/25	Future	Total
EQUIPMENT	-	-	-	-	505,000	-	-	505,000
Total:	**-**	**-**	**-**	**-**	**505,000**	**-**	**-**	**505,000**

III. Fund Summary

Fund Summary	Previous Years	FY 2020/21	FY 2021/22	FY 2022/23	FY 2023/24	FY 2024/25	Future	Total
306 MB QUALITY OF LIFE RESO.TX 1%	-	-	-	-	505,000	-	-	505,000
Total:	**-**	**-**	**-**	**-**	**505,000**	**-**	**-**	**505,000**

MIAMIBEACH

CITY OF MIAMI BEACH
FY 2021 - 2025 Capital Budget and 5-Year Capital Improvement Plan

I. General

BEACHWALK TREE WELLS 14-22 STREET **PARKS**

Project Number:	60720
Department:	PROPERTY MANAGEMENT
Location:	SOUTH BEACH
Description:	Tree wells from 14th street to 22nd street at the beachwalk.
Projected date range:	10/01/2019 to 12/31/2020

II. Cost Summary

Cost Summary	Previous Years	FY 2020/21	FY 2021/22	FY 2022/23	FY 2023/24	FY 2024/25	Future	Total
CONTRACTED SERVICES REPAIR	150,000	-	-	-	-	-	-	150,000
Total:	**150,000**	**-**	**-**	**-**	**-**	**-**	**-**	**150,000**

III. Fund Summary

Fund Summary	Previous Years	FY 2020/21	FY 2021/22	FY 2022/23	FY 2023/24	FY 2024/25	Future	Total
305 SB QUALITY OF LIFE REST.TAX 1%	150,000	-	-	-	-	-	-	150,000
Total:	**150,000**	**-**	**-**	**-**	**-**	**-**	**-**	**150,000**

MIAMIBEACH

CITY OF MIAMI BEACH
FY 2021 - 2025 Capital Budget and 5-Year Capital Improvement Plan

I. General

BELLE ISLE PARK BERMUDA GRASS **PARKS**

Project Number:	63119
Department:	PARKS AND RECREATION
Location:	SOUTH BEACH
Description:	This project will address improvements to Belle Isle Park. The improvement includes replacing the existing sod in the center of the oval field with Bermuda grass.
Projected date range:	10/01/2018 to 12/31/2020

II. Cost Summary

Cost Summary	Previous Years	FY 2020/21	FY 2021/22	FY 2022/23	FY 2023/24	FY 2024/25	Future	Total
CONTRACTED SERVICES REPAIR	37,365	-	-	-	-	-	-	37,365
Total:	**37,365**	**-**	**-**	**-**	**-**	**-**	**-**	**37,365**

III. Fund Summary

Fund Summary	Previous Years	FY 2020/21	FY 2021/22	FY 2022/23	FY 2023/24	FY 2024/25	Future	Total
302 PAY-AS-YOU-GO	37,365	-	-	-	-	-	-	37,365
Total:	**37,365**	**-**	**-**	**-**	**-**	**-**	**-**	**37,365**

MIAMIBEACH

CITY OF MIAMI BEACH
FY 2021 - 2025 Capital Budget and 5-Year Capital Improvement Plan

I. General

BELLE ISLE PARK PLAYGROUND **PARKS**

Project Number:	20577
Department:	PARKS AND RECREATION
Location:	SOUTH BEACH
Description:	Creation of a Playground at Belle Isle to serve as nearby temporary play space during the Maurice Gibb Park closure.
Projected date range:	05/03/2017 to 12/31/2020

II. Cost Summary

Cost Summary	Previous Years	FY 2020/21	FY 2021/22	FY 2022/23	FY 2023/24	FY 2024/25	Future	Total
CAPITAL MISCELLANEOUS	21,000	-	-	-	-	-	-	21,000
CONSTRUCTION	459,238	-	-	-	-	-	-	459,238
FURNITURE, FIXTURES, EQUIPMENT	96,262	-	-	-	-	-	-	96,262
Total:	**576,500**	**-**	**-**	**-**	**-**	**-**	**-**	**576,500**

III. Fund Summary

Fund Summary	Previous Years	FY 2020/21	FY 2021/22	FY 2022/23	FY 2023/24	FY 2024/25	Future	Total
302 PAY-AS-YOU-GO	294,585	-	-	-	-	-	-	294,585
366 PARKS AND REC. BEAUTIF. FUNDS	230,000	-	-	-	-	-	-	230,000
370 RCP -1996 15M GO BOND	5,566	-	-	-	-	-	-	5,566
383 2003 GO BONDS-PARKS & BEACHES	46,349	-	-	-	-	-	-	46,349
Total:	**576,500**	**-**	**-**	**-**	**-**	**-**	**-**	**576,500**

MIAMIBEACH

CITY OF MIAMI BEACH
FY 2021 - 2025 Capital Budget and 5-Year Capital Improvement Plan

I. General

BELLE ISLE PARK PLAYGROUND REPLACEM **PARKS**

Project Number:	60026
Department:	PARKS AND RECREATION
Location:	SOUTH BEACH
Description:	This project entails the complete replacement of the playground at Belle Isle Park
Projected date range:	10/21/2026 to 09/30/2028

II. Cost Summary

Cost Summary	Previous Years	FY 2020/21	FY 2021/22	FY 2022/23	FY 2023/24	FY 2024/25	Future	Total
FUTURE	-	-	-	-	-	-	638,000	638,000
Total:	**-**	**-**	**-**	**-**	**-**	**-**	**638,000**	**638,000**

III. Fund Summary

Fund Summary	Previous Years	FY 2020/21	FY 2021/22	FY 2022/23	FY 2023/24	FY 2024/25	Future	Total
FUTURE	-	-	-	-	-	-	638,000	638,000
Total:	**-**	**-**	**-**	**-**	**-**	**-**	**638,000**	**638,000**

MIAMIBEACH

CITY OF MIAMI BEACH
FY 2021 - 2025 Capital Budget and 5-Year Capital Improvement Plan

I. General

BISCAYNE ELEM SHARED FIELD LIGHTING **PARKS**

Project Number:	20821
Department:	PARKS AND RECREATION
Location:	NORTH BEACH
Description:	This project will address necessary improvements to the shared field at Biscayne Elementary. The improvements include, but are not limited to LED sports lighting, astro turf, irrigation of surrounding areas, basketball court renovations, new netting, sports equipment, etc.
Projected date range:	10/01/2023 to 09/30/2024

II. Cost Summary

Cost Summary	Previous Years	FY 2020/21	FY 2021/22	FY 2022/23	FY 2023/24	FY 2024/25	Future	Total
CONSTRUCTION	-	-	-	-	1,270,170	-	-	1,270,170
Total:	**-**	**-**	**-**	**-**	**1,270,170**	**-**	**-**	**1,270,170**

III. Fund Summary

Fund Summary	Previous Years	FY 2020/21	FY 2021/22	FY 2022/23	FY 2023/24	FY 2024/25	Future	Total
302 PAY-AS-YOU-GO	-	-	-	-	1,270,170	-	-	1,270,170
Total:	**-**	**-**	**-**	**-**	**1,270,170**	**-**	**-**	**1,270,170**

MIAMIBEACH

CITY OF MIAMI BEACH
FY 2021 - 2025 Capital Budget and 5-Year Capital Improvement Plan

I. General

BRITTANY BAY PARK **PARKS**

Project Number: 20918

Department: CAPITAL IMPROVEMENT PROGRAM

Location: NORTH BEACH

Description: This project includes the creation of a living shoreline between the existing remaining seawall and the concrete retaining seawall. The living shoreline will be hydraulically connected to Indian Creek and will have an ADA-Accessible overlook that will allow park patrons to walk from the park to the existing seawall's edge. In addition, the project also includes improved pathways, site furniture, and pedestrian lighting to enhance the surrounding riparian and inter-tidal environment by creating a new habitat for aquatic and terrestrial species and improving water quality via filtration of upland runoff. The park renovations include new concrete walkways, milling and resurfacing the existing parking lot, new trees, new exercise equipment, and new landscaping.

Projected date range: 10/01/2017 to 09/30/2021

II. Cost Summary

Cost Summary	Previous Years	FY 2020/21	FY 2021/22	FY 2022/23	FY 2023/24	FY 2024/25	Future	Total
ARCHITECT AND ENGINEERING	124,418	2,157	-	-	-	-	-	126,575
CONSTRUCTION	1,045,469	-	-	-	-	-	-	1,045,469
CONSTRUCTION MANAGEMENT	48,585	10,438	-	-	-	-	-	59,023
CONTINGENCY	19,528	14,598	-	-	-	-	-	34,126
FURNITURE, FIXTURES, EQUIPMENT	-	143,682	-	-	-	-	-	143,682
OIG FUNDING	5,000	854	-	-	-	-	-	5,854
Total:	**1,243,000**	**171,729**	**-**	**-**	**-**	**-**	**-**	**1,414,729**

III. Fund Summary

Fund Summary	Previous Years	FY 2020/21	FY 2021/22	FY 2022/23	FY 2023/24	FY 2024/25	Future	Total
302 PAY-AS-YOU-GO	1,243,000	171,729	-	-	-	-	-	1,414,729
Total:	**1,243,000**	**171,729**	**-**	**-**	**-**	**-**	**-**	**1,414,729**

MIAMIBEACH

CITY OF MIAMI BEACH
FY 2021 - 2025 Capital Budget and 5-Year Capital Improvement Plan

I. General

BUOY PARK REFORESTATION IMPROVEMENT **PARKS**

Project Number:	63519
Department:	PARKS AND RECREATION
Location:	SOUTH BEACH
Description:	Reforestation Improvements at Buoy Park
Projected date range:	10/01/2018 to 09/30/2022

II. Cost Summary

Cost Summary	Previous Years	FY 2020/21	FY 2021/22	FY 2022/23	FY 2023/24	FY 2024/25	Future	Total
CONTRACTED SERVICES REPAIR	149,000	(149,000)	150,000	-	-	-	-	150,000
OIG FUNDING	1,000	(1,000)	-	-	-	-	-	-
Total:	**150,000**	**(150,000)**	**150,000**	**-**	**-**	**-**	**-**	**150,000**

III. Fund Summary

Fund Summary	Previous Years	FY 2020/21	FY 2021/22	FY 2022/23	FY 2023/24	FY 2024/25	Future	Total
302 PAY-AS-YOU-GO	150,000	(150,000)	150,000	-	-	-	-	150,000
Total:	**150,000**	**(150,000)**	**150,000**	**-**	**-**	**-**	**-**	**150,000**

MIAMIBEACH

CITY OF MIAMI BEACH
FY 2021 - 2025 Capital Budget and 5-Year Capital Improvement Plan

I. General

CITYWIDE FITNESS COURSE REPLACEMENT **PARKS**

Project Number:	60421
Department:	PARKS AND RECREATION
Location:	CITYWIDE
Description:	Replacement of fitness equipment citywide
Projected date range:	10/01/2021 to 12/31/2026

II. Cost Summary

Cost Summary	Previous Years	FY 2020/21	FY 2021/22	FY 2022/23	FY 2023/24	FY 2024/25	Future	Total
EQUIPMENT	-	-	100,000	100,000	100,000	100,000	-	400,000
FUTURE	-	-	-	-	-	-	100,000	100,000
Total:	**-**	**-**	**100,000**	**100,000**	**100,000**	**100,000**	**100,000**	**500,000**

III. Fund Summary

Fund Summary	Previous Years	FY 2020/21	FY 2021/22	FY 2022/23	FY 2023/24	FY 2024/25	Future	Total
302 PAY-AS-YOU-GO	-	-	100,000	100,000	100,000	100,000	-	400,000
FUTURE	-	-	-	-	-	-	100,000	100,000
Total:	**-**	**-**	**100,000**	**100,000**	**100,000**	**100,000**	**100,000**	**500,000**

MIAMIBEACH

CITY OF MIAMI BEACH
FY 2021 - 2025 Capital Budget and 5-Year Capital Improvement Plan

I. General

CITYWIDE PARKS COURT REPAIRS **PARKS**

Project Number:	60321
Department:	PARKS AND RECREATION
Location:	CITYWIDE
Description:	Repairs to courts citywide
Projected date range:	10/01/2021 to 09/30/2026

II. Cost Summary

Cost Summary	Previous Years	FY 2020/21	FY 2021/22	FY 2022/23	FY 2023/24	FY 2024/25	Future	Total
CONTRACTED SERVICES REPAIR	-	-	105,000	105,000	105,000	105,000	-	420,000
FUTURE	-	-	-	-	-	-	105,000	105,000
Total:	**-**	**-**	**105,000**	**105,000**	**105,000**	**105,000**	**105,000**	**525,000**

III. Fund Summary

Fund Summary	Previous Years	FY 2020/21	FY 2021/22	FY 2022/23	FY 2023/24	FY 2024/25	Future	Total
302 PAY-AS-YOU-GO	-	-	105,000	105,000	105,000	105,000	-	420,000
FUTURE	-	-	-	-	-	-	105,000	105,000
Total:	**-**	**-**	**105,000**	**105,000**	**105,000**	**105,000**	**105,000**	**525,000**

MIAMIBEACH

CITY OF MIAMI BEACH
FY 2021 - 2025 Capital Budget and 5-Year Capital Improvement Plan

I. General

CITYWIDE PARKS IRRIGATION SYSTEM **PARKS**

Project Number: 20247

Department: PARKS AND RECREATION

Location: CITYWIDE

Description: This project entails upgrading the Parks existing irrigation system to an automated programmed system that tracks and monitors from a computer or handheld device to reduce water usage park wide and improve the quality of the athletic turf and greenspace sod. This includes adding new controllers and rain gauges.

Projected date range: 10/01/2016 to 09/30/2022

II. Cost Summary

Cost Summary	Previous Years	FY 2020/21	FY 2021/22	FY 2022/23	FY 2023/24	FY 2024/25	Future	Total
CONSTRUCTION	169,000	(154,950)	155,725	-	-	-	-	169,775
OIG FUNDING	1,000	(775)	-	-	-	-	-	225
Total:	**170,000**	**(155,725)**	**155,725**	**-**	**-**	**-**	**-**	**170,000**

III. Fund Summary

Fund Summary	Previous Years	FY 2020/21	FY 2021/22	FY 2022/23	FY 2023/24	FY 2024/25	Future	Total
302 PAY-AS-YOU-GO	170,000	(155,725)	155,725	-	-	-	-	170,000
Total:	**170,000**	**(155,725)**	**155,725**	**-**	**-**	**-**	**-**	**170,000**

MIAMIBEACH

CITY OF MIAMI BEACH
FY 2021 - 2025 Capital Budget and 5-Year Capital Improvement Plan

I. General

CITYWIDE PK LANDSCAPING IMPROVEMENT **PARKS**

Project Number:	64621
Department:	PARKS AND RECREATION
Location:	CITYWIDE
Description:	This project entails the improvement of landscaping at City parks each year. FY 2021 will include landscaping improvements for the National Championship Game.
Projected date range:	10/01/2020 to 09/30/2026

II. Cost Summary

Cost Summary	Previous Years	FY 2020/21	FY 2021/22	FY 2022/23	FY 2023/24	FY 2024/25	Future	Total
CONTINGENCY	-	17,000	-	-	-	-	-	17,000
CONTRACTED SERVICES REPAIR	-	-	200,000	200,000	200,000	200,000	-	800,000
OIG FUNDING	-	995	-	-	-	-	-	995
OTHER CONTRACTUAL SERVICES	-	182,005	-	-	-	-	-	182,005
FUTURE	-	-	-	-	-	-	200,000	200,000
Total:	**-**	**200,000**	**200,000**	**200,000**	**200,000**	**200,000**	**200,000**	**1,200,000**

III. Fund Summary

Fund Summary	Previous Years	FY 2020/21	FY 2021/22	FY 2022/23	FY 2023/24	FY 2024/25	Future	Total
305 SB QUALITY OF LIFE REST.TAX 1%	-	200,000	200,000	200,000	200,000	200,000	-	1,000,000
FUTURE	-	-	-	-	-	-	200,000	200,000
Total:	**-**	**200,000**	**200,000**	**200,000**	**200,000**	**200,000**	**200,000**	**1,200,000**

MIAMIBEACH

CITY OF MIAMI BEACH
FY 2021 - 2025 Capital Budget and 5-Year Capital Improvement Plan

I. General

CMB SKATEPARK **PARKS**

Project Number:	29550
Department:	PARKS AND RECREATION
Location:	NORTH BEACH
Description:	Installation of a skatepark area. Location TBD based on Neighborhood/Community meetings throughout the City. Scope of work varies based on site location and community needs.
Projected date range:	10/01/2015 to 12/31/2020

II. Cost Summary

Cost Summary	Previous Years	FY 2020/21	FY 2021/22	FY 2022/23	FY 2023/24	FY 2024/25	Future	Total
CAPITAL MISCELLANEOUS	50,000	-	-	-	-	-	-	50,000
CONSTRUCTION	85,950	-	-	-	-	-	-	85,950
DESIGN AND ENGINEERING	54,330	-	-	-	-	-	-	54,330
Total:	**190,280**	**-**	**-**	**-**	**-**	**-**	**-**	**190,280**

III. Fund Summary

Fund Summary	Previous Years	FY 2020/21	FY 2021/22	FY 2022/23	FY 2023/24	FY 2024/25	Future	Total
302 PAY-AS-YOU-GO	40,000	-	-	-	-	-	-	40,000
307 NB QUAL OF LIFE RESORT TAX 1%	150,280	-	-	-	-	-	-	150,280
Total:	**190,280**	**-**	**-**	**-**	**-**	**-**	**-**	**190,280**

MIAMIBEACH

CITY OF MIAMI BEACH
FY 2021 - 2025 Capital Budget and 5-Year Capital Improvement Plan

I. General

COLLINS PARK PERFORMING ARTS VENUE **PARKS**

Project Number: 20418

Department: CAPITAL IMPROVEMENT PROGRAM

Location: MIDDLE BEACH

Description: Collins Park Rotunda shall be renovated for use as Performimg Arts Venue based on the winning design by artist Frida Escobedo- Cultural Arts Council Endowment for Performing Arts Venue

Projected date range: 10/01/2017 to 12/31/2022

II. Cost Summary

Cost Summary	Previous Years	FY 2020/21	FY 2021/22	FY 2022/23	FY 2023/24	FY 2024/25	Future	Total
ART IN PUBLIC PLACES	12,000	-	-	-	-	-	-	12,000
CONSTRUCTION	743,241	(175,000)	175,000	-	-	-	-	743,241
CONSTRUCTION MANAGEMENT	15,759	-	-	-	-	-	-	15,759
DESIGN AND ENGINEERING	200,000	-	-	-	-	-	-	200,000
OIG FUNDING	4,000	-	-	-	-	-	-	4,000
Total:	**975,000**	**(175,000)**	**175,000**	**-**	**-**	**-**	**-**	**975,000**

III. Fund Summary

Fund Summary	Previous Years	FY 2020/21	FY 2021/22	FY 2022/23	FY 2023/24	FY 2024/25	Future	Total
140 CULTURAL ARTS COUNCIL ENDOWMNT	800,000	-	-	-	-	-	-	800,000
302 PAY-AS-YOU-GO	175,000	(175,000)	175,000	-	-	-	-	175,000
Total:	**975,000**	**(175,000)**	**175,000**	**-**	**-**	**-**	**-**	**975,000**

MIAMIBEACH

CITY OF MIAMI BEACH
FY 2021 - 2025 Capital Budget and 5-Year Capital Improvement Plan

I. General

COLLINS PK LIGHTING SOUND SYSTEM **PARKS**

Project Number:	28560
Department:	PARKS AND RECREATION
Location:	MIDDLE BEACH
Description:	This project entails the installation of Light Poles that integrate sound and security into the park. These will serve to enhance special events held by the City, the Bass Museum, Art Basel, etc. These poles would be placed in strategic locations to also provide added security overall.
Projected date range:	10/01/2015 to 12/31/2020

II. Cost Summary

Cost Summary	Previous Years	FY 2020/21	FY 2021/22	FY 2022/23	FY 2023/24	FY 2024/25	Future	Total
CAPITAL MISCELLANEOUS	12,290	-	-	-	-	-	-	12,290
CONSTRUCTION MANAGEMENT	11,990	-	-	-	-	-	-	11,990
DESIGN AND ENGINEERING	11,060	-	-	-	-	-	-	11,060
EQUIPMENT	127,877	-	-	-	-	-	-	127,877
OTHER CONTRACTUAL SERVICES	72,783	-	-	-	-	-	-	72,783
Total:	**236,000**	**-**	**-**	**-**	**-**	**-**	**-**	**236,000**

III. Fund Summary

Fund Summary	Previous Years	FY 2020/21	FY 2021/22	FY 2022/23	FY 2023/24	FY 2024/25	Future	Total
305 SB QUALITY OF LIFE REST.TAX 1%	236,000	-	-	-	-	-	-	236,000
Total:	**236,000**	**-**	**-**	**-**	**-**	**-**	**-**	**236,000**

MIAMIBEACH

CITY OF MIAMI BEACH
FY 2021 - 2025 Capital Budget and 5-Year Capital Improvement Plan

I. General

CRESPI PARK LIGHTING & MICRO SOCCER **PARKS**

Project Number:	20723
Department:	PARKS AND RECREATION
Location:	NORTH BEACH
Description:	Crespi Park sports lighting and micro soccer fields.
Projected date range:	10/01/2024 to 12/31/2025

II. Cost Summary

Cost Summary	Previous Years	FY 2020/21	FY 2021/22	FY 2022/23	FY 2023/24	FY 2024/25	Future	Total
CONSTRUCTION	-	-	-	-	-	481,000	-	481,000
Total:	**-**	**-**	**-**	**-**	**-**	**481,000**	**-**	**481,000**

III. Fund Summary

Fund Summary	Previous Years	FY 2020/21	FY 2021/22	FY 2022/23	FY 2023/24	FY 2024/25	Future	Total
302 PAY-AS-YOU-GO	-	-	-	-	-	481,000	-	481,000
Total:	**-**	**-**	**-**	**-**	**-**	**481,000**	**-**	**481,000**

MIAMIBEACH

CITY OF MIAMI BEACH
FY 2021 - 2025 Capital Budget and 5-Year Capital Improvement Plan

I. General

CRESPI PARK PLAYGROUND REPLACEMENT **PARKS**

Project Number:	60123
Department:	PARKS AND RECREATION
Location:	NORTH BEACH
Description:	Replacement of playground equipment.
Projected date range:	10/01/2023 to 09/30/2024

II. Cost Summary

Cost Summary	Previous Years	FY 2020/21	FY 2021/22	FY 2022/23	FY 2023/24	FY 2024/25	Future	Total
EQUIPMENT	-	-	-	-	407,000	-	-	407,000
Total:	**-**	**-**	**-**	**-**	**407,000**	**-**	**-**	**407,000**

III. Fund Summary

Fund Summary	Previous Years	FY 2020/21	FY 2021/22	FY 2022/23	FY 2023/24	FY 2024/25	Future	Total
302 PAY-AS-YOU-GO	-	-	-	-	407,000	-	-	407,000
Total:	**-**	**-**	**-**	**-**	**407,000**	**-**	**-**	**407,000**

MIAMIBEACH

CITY OF MIAMI BEACH
FY 2021 - 2025 Capital Budget and 5-Year Capital Improvement Plan

I. General

FAIRWAY PARK IMPROVEMENTS **PARKS**

Project Number: 20237

Department: PARKS AND RECREATION

Location: NORTH BEACH

Description: Original Project Scope of Work includes: construction of artificial turf multipurpose field and drainage system, playground and equipment including drainage system, separate play structures for ages 2-5 yrs. and 5-10 yrs. old and accessible swing bay, landscape and irrigation; concrete pad to accommodate existing bleachers, new water service and water fountain.
Additional Scope includes: raising the area and walkways/jogging path around the play field, construction of new tennis and basketball courts at a higher elevation, necessary drainage for the entire park, chilled drinking fountain and the electrical infrastructure, a dog park, enhanced landscaping and Irrigation system, and entry sign/monument. (formerly known as Fairway Drainage and Playground)

Projected date range: 10/01/2016 to 09/30/2022

II. Cost Summary

Cost Summary	Previous Years	FY 2020/21	FY 2021/22	FY 2022/23	FY 2023/24	FY 2024/25	Future	Total
ART IN PUBLIC PLACES	11,619	-	-	-	-	-	-	11,619
CONSTRUCTION	1,114,600	-	1,689,000	-	-	-	-	2,803,600
CONSTRUCTION MANAGEMENT	40,411	-	-	-	-	-	-	40,411
CONTINGENCY	31,438	-	-	-	-	-	-	31,438
DESIGN AND ENGINEERING	188,085	-	-	-	-	-	-	188,085
FURNITURE, FIXTURES, EQUIPMENT	42,000	-	-	-	-	-	-	42,000
OIG FUNDING	800	-	-	-	-	-	-	800
Total:	**1,428,953**	**-**	**1,689,000**	**-**	**-**	**-**	**-**	**3,117,953**

III. Fund Summary

Fund Summary	Previous Years	FY 2020/21	FY 2021/22	FY 2022/23	FY 2023/24	FY 2024/25	Future	Total
125 CAPITAL RENEWAL & REPLACEMENT	1,923	-	-	-	-	-	-	1,923
302 PAY-AS-YOU-GO	1,426,914	-	1,689,000	-	-	-	-	3,115,914
383 2003 GO BONDS-PARKS & BEACHES	116	-	-	-	-	-	-	116
Total:	**1,428,953**	**-**	**1,689,000**	**-**	**-**	**-**	**-**	**3,117,953**

MIAMIBEACH

CITY OF MIAMI BEACH
FY 2021 - 2025 Capital Budget and 5-Year Capital Improvement Plan

I. General

FLAMINGO PARK **PARKS**

Project Number: 23200

Department: CAPITAL IMPROVEMENT PROGRAM

Location: SOUTH BEACH

Description: This project is included in the City of Miami Beach Parks Program. The park wide improvements include: Restoration of Historic Lodge, renovation of baseball field stadium including ADA compliance and bathroom renovations; upgrade of field lighting and pedestrian lighting; landscape & irrigation improvements; entry features with improved signage, pedestrian circulation and access along east/west and north/south axes; drainage improvements as necessary; new butterfly garden, fitness cluster; passive water feature and restoration of three quadrants to park – non active areas. Restoration of the Softball field using artificial turf. The Handball Court Phase project includes remodeling of the HAAS and Rubin buildings. Addition of resiliency items into the park.

Projected date range: 10/01/2015 to 12/31/2020

II. Cost Summary

Cost Summary	Previous Years	FY 2020/21	FY 2021/22	FY 2022/23	FY 2023/24	FY 2024/25	Future	Total
CAPITAL MISCELLANEOUS	6,559	-	-	-	-	-	-	6,559
CONSTRUCTION	14,928,021	-	-	-	-	-	-	14,928,021
CONSTRUCTION MANAGEMENT	1,069,384	-	-	-	-	-	-	1,069,384
DESIGN AND ENGINEERING	1,719,923	-	-	-	-	-	-	1,719,923
EQUIPMENT	129,620	-	-	-	-	-	-	129,620
OIG FUNDING	1,300	-	-	-	-	-	-	1,300
PROGRAM MANAGEMENT	137,080	-	-	-	-	-	-	137,080
TRANSFER OUT	201,243	-	-	-	-	-	-	201,243
Total:	**18,193,130**	**-**	**-**	**-**	**-**	**-**	**-**	**18,193,130**

III. Fund Summary

Fund Summary	Previous Years	FY 2020/21	FY 2021/22	FY 2022/23	FY 2023/24	FY 2024/25	Future	Total
301 CAP. PROJ. NOT FINANCED BY BON	896,690	-	-	-	-	-	-	896,690
302 PAY-AS-YOU-GO	554,489	-	-	-	-	-	-	554,489
304 CAPITAL RESERVE	295,000	-	-	-	-	-	-	295,000
305 SB QUALITY OF LIFE REST.TAX 1%	2,460,322	-	-	-	-	-	-	2,460,322

MIAMIBEACH

CITY OF MIAMI BEACH
FY 2021 - 2025 Capital Budget and 5-Year Capital Improvement Plan

370 RCP -1996 15M GO BOND	336,423	-	-	-	-	-	-	336,423
374 GULF BREEZE	137,080	-	-	-	-	-	-	137,080
377 99 GO BONDS - PARKS & BEACHES	203,400	-	-	-	-	-	-	203,400
383 2003 GO BONDS-PARKS & BEACHES	4,648,453	-	-	-	-	-	-	4,648,453
388 MDC CDT INTERLOCAL-CDT/RTX	5,562,273	-	-	-	-	-	-	5,562,273
390 MIAMI-DADE COUNTY BOND	3,099,000	-	-	-	-	-	-	3,099,000
Total:	**18,193,130**	**-**	**-**	**-**	**-**	**-**	**-**	**18,193,130**

MIAMIBEACH

CITY OF MIAMI BEACH
FY 2021 - 2025 Capital Budget and 5-Year Capital Improvement Plan

I. General

FLAMINGO PARK BASEBALL OUTFIELD NET **PARKS**

Project Number:	63419
Department:	PARKS AND RECREATION
Location:	SOUTH BEACH
Description:	Adding baseball netting barrier along the outfield of the baseball field at Flamingo Park
Projected date range:	10/01/2018 to 12/31/2020

II. Cost Summary

Cost Summary	Previous Years	FY 2020/21	FY 2021/22	FY 2022/23	FY 2023/24	FY 2024/25	Future	Total
CONTRACTED SERVICES REPAIR	3,097	-	-	-	-	-	-	3,097
RENOVATION	110,644	-	-	-	-	-	-	110,644
Total:	**113,741**	**-**	**-**	**-**	**-**	**-**	**-**	**113,741**

III. Fund Summary

Fund Summary	Previous Years	FY 2020/21	FY 2021/22	FY 2022/23	FY 2023/24	FY 2024/25	Future	Total
302 PAY-AS-YOU-GO	113,741	-	-	-	-	-	-	113,741
Total:	**113,741**	**-**	**-**	**-**	**-**	**-**	**-**	**113,741**

MIAMIBEACH

CITY OF MIAMI BEACH
FY 2021 - 2025 Capital Budget and 5-Year Capital Improvement Plan

I. General

FLAMINGO PARK SOCCER FIELD TURF **PARKS**

Project Number:	20425
Department:	PARKS AND RECREATION
Location:	SOUTH BEACH
Description:	Replacement of the artificial turf at the soccer field.
Projected date range:	10/01/2024 to 09/30/2025

II. Cost Summary

Cost Summary	Previous Years	FY 2020/21	FY 2021/22	FY 2022/23	FY 2023/24	FY 2024/25	Future	Total
EQUIPMENT	-	-	-	-	-	281,000	-	281,000
Total:	**-**	**-**	**-**	**-**	**-**	**281,000**	**-**	**281,000**

III. Fund Summary

Fund Summary	Previous Years	FY 2020/21	FY 2021/22	FY 2022/23	FY 2023/24	FY 2024/25	Future	Total
302 PAY-AS-YOU-GO	-	-	-	-	-	281,000	-	281,000
Total:	**-**	**-**	**-**	**-**	**-**	**281,000**	**-**	**281,000**

MIAMIBEACH

CITY OF MIAMI BEACH
FY 2021 - 2025 Capital Budget and 5-Year Capital Improvement Plan

I. General

FLAMINGO PARK TENNIS CENTER COURTS **PARKS**

Project Number:	62022
Department:	PARKS AND RECREATION
Location:	SOUTH BEACH
Description:	This project entails the resurfacing of all tennis courts at the Flamingo Park Tennis Center.
Projected date range:	10/01/2021 to 09/30/2022

II. Cost Summary

Cost Summary	Previous Years	FY 2020/21	FY 2021/22	FY 2022/23	FY 2023/24	FY 2024/25	Future	Total
CONTRACTED SERVICES REPAIR	-	-	125,000	-	-	-	-	125,000
Total:	**-**	**-**	**125,000**	**-**	**-**	**-**	**-**	**125,000**

III. Fund Summary

Fund Summary	Previous Years	FY 2020/21	FY 2021/22	FY 2022/23	FY 2023/24	FY 2024/25	Future	Total
305 SB QUALITY OF LIFE REST.TAX 1%	-	-	125,000	-	-	-	-	125,000
Total:	**-**	**-**	**125,000**	**-**	**-**	**-**	**-**	**125,000**

MIAMIBEACH

CITY OF MIAMI BEACH
FY 2021 - 2025 Capital Budget and 5-Year Capital Improvement Plan

I. General

FLAMINGO PK FOOTBALL FENCE **PARKS**

Project Number:	20423
Department:	PARKS AND RECREATION
Location:	SOUTH BEACH
Description:	Flamingo Park Football perimeter fence replacement
Projected date range:	10/01/2022 to 09/30/2023

II. Cost Summary

Cost Summary	Previous Years	FY 2020/21	FY 2021/22	FY 2022/23	FY 2023/24	FY 2024/25	Future	Total
CONSTRUCTION	-	-	-	458,000	-	-	-	458,000
Total:	**-**	**-**	**-**	**458,000**	**-**	**-**	**-**	**458,000**

III. Fund Summary

Fund Summary	Previous Years	FY 2020/21	FY 2021/22	FY 2022/23	FY 2023/24	FY 2024/25	Future	Total
302 PAY-AS-YOU-GO	-	-	-	458,000	-	-	-	458,000
Total:	**-**	**-**	**-**	**458,000**	**-**	**-**	**-**	**458,000**

MIAMIBEACH

CITY OF MIAMI BEACH
FY 2021 - 2025 Capital Budget and 5-Year Capital Improvement Plan

I. General

FLAMINGO PK FOOTBALL STADIUM TURF **PARKS**

Project Number:	20822
Department:	PARKS AND RECREATION
Location:	NORTH BEACH
Description:	Replacement of the artificial turf at the Flamingo Park Football stadium.
Projected date range:	10/01/2023 to 09/30/2024

II. Cost Summary

Cost Summary	Previous Years	FY 2020/21	FY 2021/22	FY 2022/23	FY 2023/24	FY 2024/25	Future	Total
CONSTRUCTION	-	-	-	-	496,000	-	-	496,000
Total:	**-**	**-**	**-**	**-**	**496,000**	**-**	**-**	**496,000**

III. Fund Summary

Fund Summary	Previous Years	FY 2020/21	FY 2021/22	FY 2022/23	FY 2023/24	FY 2024/25	Future	Total
302 PAY-AS-YOU-GO	-	-	-	-	496,000	-	-	496,000
Total:	**-**	**-**	**-**	**-**	**496,000**	**-**	**-**	**496,000**

MIAMIBEACH

CITY OF MIAMI BEACH
FY 2021 - 2025 Capital Budget and 5-Year Capital Improvement Plan

I. General

FLAMINGO PK PLAYGROUND REPLACEMENT **PARKS**

Project Number:	20722
Department:	PARKS AND RECREATION
Location:	SOUTH BEACH
Description:	This project will address necessary improvements at Flamingo Park. Improvements at this park include the replacement of the playground equipment and the replacement of the safety surface.
Projected date range:	10/01/2021 to 09/30/2022

II. Cost Summary

Cost Summary	Previous Years	FY 2020/21	FY 2021/22	FY 2022/23	FY 2023/24	FY 2024/25	Future	Total
EQUIPMENT	-	-	830,000	-	-	-	-	830,000
Total:	**-**	**-**	**830,000**	**-**	**-**	**-**	**-**	**830,000**

III. Fund Summary

Fund Summary	Previous Years	FY 2020/21	FY 2021/22	FY 2022/23	FY 2023/24	FY 2024/25	Future	Total
302 PAY-AS-YOU-GO	-	-	830,000	-	-	-	-	830,000
Total:	**-**	**-**	**830,000**	**-**	**-**	**-**	**-**	**830,000**

MIAMIBEACH

CITY OF MIAMI BEACH
FY 2021 - 2025 Capital Budget and 5-Year Capital Improvement Plan

I. General

GO#1: 72 ST. COMMUNITY COMPLEX **PARKS**

Project Number: 25019

Department: CAPITAL IMPROVEMENT PROGRAM

Location: NORTH BEACH

Description: Build a new community recreation facility at 72nd Street between Collins Avenue and Harding Avenue that includes an Olympic-sized roof-top swimming competition pool, a warm-up pool, a library/media center, a fitness gym with running track and a multi-level parking garage. Non-G.O. Bond funding for this project is also included in project # 22150.

Projected date range: 01/01/2019 to 09/30/2025

II. Cost Summary

Cost Summary	Previous Years	FY 2020/21	FY 2021/22	FY 2022/23	FY 2023/24	FY 2024/25	Future	Total
CONSTRUCTION	-	-	43,000,000	-	-	-	-	43,000,000
CONSTRUCTION MANAGEMENT	702,000	-	-	-	-	-	-	702,000
DESIGN AND ENGINEERING	9,888,840	-	-	-	-	-	-	9,888,840
OIG FUNDING	45,000	-	-	-	-	-	-	45,000
PROGRAM MANAGEMENT	164,160	-	-	-	-	-	-	164,160
Total:	**10,800,000**	**-**	**43,000,000**	**-**	**-**	**-**	**-**	**53,800,000**

III. Fund Summary

Fund Summary	Previous Years	FY 2020/21	FY 2021/22	FY 2022/23	FY 2023/24	FY 2024/25	Future	Total
391 2019 GO BONDS – PARKS	10,800,000	-	-	-	-	-	-	10,800,000
FGO PKS FUTURE G.O. BONDS PARKS	-	-	43,000,000	-	-	-	-	43,000,000
Total:	**10,800,000**	**-**	**43,000,000**	**-**	**-**	**-**	**-**	**53,800,000**

MIAMIBEACH

CITY OF MIAMI BEACH
FY 2021 - 2025 Capital Budget and 5-Year Capital Improvement Plan

I. General

GO#10: MAURICE GIBB PARK **PARKS**

Project Number: 25919

Department: PARKS AND RECREATION

Location: MIDDLE BEACH

Description: Construct new walking paths, additional fishing piers, a dog park and a large bay overlook; replace the current playground with a custom-made music-themed play structure; increase park resiliency with soil remediation, irrigation and natural landscaping fixes.

Projected date range: 01/01/2019 to 09/30/2022

II. Cost Summary

Cost Summary	Previous Years	FY 2020/21	FY 2021/22	FY 2022/23	FY 2023/24	FY 2024/25	Future	Total
CONSTRUCTION	3,218,920	-	-	-	-	-	-	3,218,920
CONSTRUCTION MANAGEMENT	6,220	-	-	-	-	-	-	6,220
CONTINGENCY	8,700	-	-	-	-	-	-	8,700
OIG FUNDING	16,000	-	-	-	-	-	-	16,000
PROGRAM MANAGEMENT	50,160	-	-	-	-	-	-	50,160
Total:	**3,300,000**	**-**	**-**	**-**	**-**	**-**	**-**	**3,300,000**

III. Fund Summary

Fund Summary	Previous Years	FY 2020/21	FY 2021/22	FY 2022/23	FY 2023/24	FY 2024/25	Future	Total
391 2019 GO BONDS – PARKS	3,300,000	-	-	-	-	-	-	3,300,000
Total:	**3,300,000**	**-**	**-**	**-**	**-**	**-**	**-**	**3,300,000**

MIAMIBEACH

CITY OF MIAMI BEACH
FY 2021 - 2025 Capital Budget and 5-Year Capital Improvement Plan

I. General

GO#11: MUSS PARK **PARKS**

Project Number:	26019
Department:	PARKS AND RECREATION
Location:	NORTH BEACH
Description:	Replace current grass turf with artificial sports turf to eliminate frequent wear and tear of the field and to reduce costs of park maintenance.
Projected date range:	02/04/2019 to 09/30/2025

II. Cost Summary

Cost Summary	Previous Years	FY 2020/21	FY 2021/22	FY 2022/23	FY 2023/24	FY 2024/25	Future	Total
CONSTRUCTION	-	-	-	-	-	250,000	-	250,000
Total:	**-**	**-**	**-**	**-**	**-**	**250,000**	**-**	**250,000**

III. Fund Summary

Fund Summary	Previous Years	FY 2020/21	FY 2021/22	FY 2022/23	FY 2023/24	FY 2024/25	Future	Total
FGO PKS FUTURE G.O. BONDS PARKS	-	-	-	-	-	250,000	-	250,000
Total:	**-**	**-**	**-**	**-**	**-**	**250,000**	**-**	**250,000**

MIAMIBEACH

CITY OF MIAMI BEACH
FY 2021 - 2025 Capital Budget and 5-Year Capital Improvement Plan

I. General

GO#12: NOBE OCEANSIDE PARK BEACHWLK **PARKS**

Project Number: 26119

Department: PARKS AND RECREATION

Location: NORTH BEACH

Description: Redevelop the Beachwalk to expand path networks and dune systems, new landscaping and wayfinding signage, turtle-friendly lighting, security camera infrastructure, new playground equipment and refurbished picnic shelters; construct an on-grade, ADA accessible and decorative paver pathway from streets 79 to 87, completing the final link of the city's entire beachwalk system.

Projected date range: 02/04/2019 to 09/30/2022

II. Cost Summary

Cost Summary	Previous Years	FY 2020/21	FY 2021/22	FY 2022/23	FY 2023/24	FY 2024/25	Future	Total
CONSTRUCTION	1,827,457	-	-	-	-	-	-	1,827,457
DESIGN AND ENGINEERING	129,893	-	-	-	-	-	-	129,893
OIG FUNDING	9,000	-	-	-	-	-	-	9,000
PROGRAM MANAGEMENT	33,650	-	-	-	-	-	-	33,650
Total:	**2,000,000**	**-**	**-**	**-**	**-**	**-**	**-**	**2,000,000**

III. Fund Summary

Fund Summary	Previous Years	FY 2020/21	FY 2021/22	FY 2022/23	FY 2023/24	FY 2024/25	Future	Total
391 2019 GO BONDS – PARKS	2,000,000	-	-	-	-	-	-	2,000,000
Total:	**2,000,000**	**-**	**-**	**-**	**-**	**-**	**-**	**2,000,000**

MIAMIBEACH

CITY OF MIAMI BEACH
FY 2021 - 2025 Capital Budget and 5-Year Capital Improvement Plan

I. General

GO#13: N.SHORE PARK & YOUTH CENTER **PARKS**

Project Number: 26219

Department: CAPITAL IMPROVEMENT PROGRAM

Location: NORTH BEACH

Description: Improve park features and functions by adding two additional baseball fields with new artificial turf, LED lighting fixtures and more security cameras; replace the aged roof and construct a new walking/jogging pathway.

Projected date range: 02/04/2019 to 09/30/2022

II. Cost Summary

Cost Summary	Previous Years	FY 2020/21	FY 2021/22	FY 2022/23	FY 2023/24	FY 2024/25	Future	Total
CAPITAL MISCELLANEOUS	5,120	-	-	-	-	-	-	5,120
CONSTRUCTION	3,851,371	-	795,000	-	-	-	-	4,646,371
CONTINGENCY	6,400	-	-	-	-	-	-	6,400
CONTRACTED SERVICES REPAIR	130,300	-	-	-	-	-	-	130,300
DESIGN AND ENGINEERING	140,737	-	-	-	-	-	-	140,737
EQUIPMENT	700,276	-	-	-	-	-	-	700,276
OIG FUNDING	19,000	-	-	-	-	-	-	19,000
PROGRAM MANAGEMENT	76,796	-	-	-	-	-	-	76,796
Total:	**4,930,000**	**-**	**795,000**	**-**	**-**	**-**	**-**	**5,725,000**

III. Fund Summary

Fund Summary	Previous Years	FY 2020/21	FY 2021/22	FY 2022/23	FY 2023/24	FY 2024/25	Future	Total
391 2019 GO BONDS – PARKS	4,930,000	-	-	-	-	-	-	4,930,000
FGO PKS FUTURE G.O. BONDS PARKS	-	-	795,000	-	-	-	-	795,000
Total:	**4,930,000**	**-**	**795,000**	**-**	**-**	**-**	**-**	**5,725,000**

MIAMIBEACH

CITY OF MIAMI BEACH
FY 2021 - 2025 Capital Budget and 5-Year Capital Improvement Plan

I. General

GO#14: PALM ISLAND PARK **PARKS**

Project Number:	67519
Department:	PARKS AND RECREATION
Location:	SOUTH BEACH
Description:	Replace the aged and worn playground with a brand new set of playground equipment; upgrade the shade structure to have a quick release removal system that can be used to prepare the park for hurricane threats.
Projected date range:	01/01/2022 to 01/01/2025

II. Cost Summary

Cost Summary	Previous Years	FY 2020/21	FY 2021/22	FY 2022/23	FY 2023/24	FY 2024/25	Future	Total
CONSTRUCTION	-	-	231,000	-	-	-	-	231,000
Total:	**-**	**-**	**231,000**	**-**	**-**	**-**	**-**	**231,000**

III. Fund Summary

Fund Summary	Previous Years	FY 2020/21	FY 2021/22	FY 2022/23	FY 2023/24	FY 2024/25	Future	Total
FGO PKS FUTURE G.O. BONDS PARKS	-	-	231,000	-	-	-	-	231,000
Total:	**-**	**-**	**231,000**	**-**	**-**	**-**	**-**	**231,000**

MIAMIBEACH

CITY OF MIAMI BEACH
FY 2021 - 2025 Capital Budget and 5-Year Capital Improvement Plan

I. General

GO#15: PAR 3 / BAYSHORE PARK **PARKS**

Project Number: 26319

Department: PARKS AND RECREATION

Location: MIDDLE BEACH

Description: Develop a brand new park space with environmental remediation and resiliency components; construct an outdoor Amphitheatre, a walking trail with a lake overlook, tennis courts and restroom facility, a pavilion shade structure, a dog park, a vita course, a playground, and a butterfly garden.

Projected date range: 02/04/2019 to 09/30/2021

II. Cost Summary

Cost Summary	Previous Years	FY 2020/21	FY 2021/22	FY 2022/23	FY 2023/24	FY 2024/25	Future	Total
ART IN PUBLIC PLACES	169,814	-	-	-	-	-	-	169,814
CAPITAL MISCELLANEOUS	1,548,499	-	-	-	-	-	-	1,548,499
CONSTRUCTION	13,242,382	-	-	-	-	-	-	13,242,382
CONSTRUCTION MANAGEMENT	318,665	-	-	-	-	-	-	318,665
DESIGN AND ENGINEERING	123,000	-	-	-	-	-	-	123,000
OIG FUNDING	59,000	-	-	-	-	-	-	59,000
PROGRAM MANAGEMENT	238,640	-	-	-	-	-	-	238,640
Total:	**15,700,000**	**-**	**-**	**-**	**-**	**-**	**-**	**15,700,000**

III. Fund Summary

Fund Summary	Previous Years	FY 2020/21	FY 2021/22	FY 2022/23	FY 2023/24	FY 2024/25	Future	Total
391 2019 GO BONDS – PARKS	15,700,000	-	-	-	-	-	-	15,700,000
Total:	**15,700,000**	**-**	**-**	**-**	**-**	**-**	**-**	**15,700,000**

MIAMIBEACH

CITY OF MIAMI BEACH
FY 2021 - 2025 Capital Budget and 5-Year Capital Improvement Plan

I. General

GO#16: PINETREE PARK **PARKS**

Project Number:	67619
Department:	PARKS AND RECREATION
Location:	MIDDLE BEACH
Description:	Convert the existing kayak launch dock to a floating dock design; upgrade the existing asphalt paver pathway to a decorative, concrete and smooth walking path ; expand the urban forest; replace the current fence structure that is adjacent to the waterway with a weather-resistant and higher security fencing system.
Projected date range:	01/01/2022 to 01/01/2025

II. Cost Summary

Cost Summary	Previous Years	FY 2020/21	FY 2021/22	FY 2022/23	FY 2023/24	FY 2024/25	Future	Total
CONSTRUCTION	-	-	700,000	-	-	-	-	700,000
Total:	**-**	**-**	**700,000**	**-**	**-**	**-**	**-**	**700,000**

III. Fund Summary

Fund Summary	Previous Years	FY 2020/21	FY 2021/22	FY 2022/23	FY 2023/24	FY 2024/25	Future	Total
FGO PKS FUTURE G.O. BONDS PARKS	-	-	700,000	-	-	-	-	700,000
Total:	**-**	**-**	**700,000**	**-**	**-**	**-**	**-**	**700,000**

MIAMIBEACH

CITY OF MIAMI BEACH
FY 2021 - 2025 Capital Budget and 5-Year Capital Improvement Plan

I. General

GO#17: POLO PARK **PARKS**

Project Number:	26419
Department:	PARKS AND RECREATION
Location:	MIDDLE BEACH
Description:	Renovate the baseball field to include a new dugout area, additional spectator bleacher seats, higher fencing and safety netting; construct a new concrete perimeter pathway; add new park furnishings; improve irrigation and landscaping.
Projected date range:	02/04/2019 to 12/31/2019

II. Cost Summary

Cost Summary	Previous Years	FY 2020/21	FY 2021/22	FY 2022/23	FY 2023/24	FY 2024/25	Future	Total
CONSTRUCTION	413,204	-	-	-	-	-	-	413,204
DESIGN AND ENGINEERING	24,045	-	-	-	-	-	-	24,045
EQUIPMENT	57,351	-	-	-	-	-	-	57,351
PROGRAM MANAGEMENT	5,400	-	-	-	-	-	-	5,400
Total:	**500,000**	**-**	**-**	**-**	**-**	**-**	**-**	**500,000**

III. Fund Summary

Fund Summary	Previous Years	FY 2020/21	FY 2021/22	FY 2022/23	FY 2023/24	FY 2024/25	Future	Total
391 2019 GO BONDS – PARKS	500,000	-	-	-	-	-	-	500,000
Total:	**500,000**	**-**	**-**	**-**	**-**	**-**	**-**	**500,000**

MIAMIBEACH

CITY OF MIAMI BEACH
FY 2021 - 2025 Capital Budget and 5-Year Capital Improvement Plan

I. General

GO#18: SCOTT RAKOW YOUTH CENTER **PARKS**

Project Number: 26519

Department: PROPERTY MANAGEMENT

Location: MIDDLE BEACH

Description: Improve structural elements of youth center facilities to include: a full roof replacement, pool area renovations and new basketball court flooring; install high impact windows, an emergency generator, a new HVAC system and more security cameras.

Projected date range: 02/04/2019 to 09/30/2022

II. Cost Summary

Cost Summary	Previous Years	FY 2020/21	FY 2021/22	FY 2022/23	FY 2023/24	FY 2024/25	Future	Total
CONSTRUCTION	3,021,426	-	640,000	-	-	-	-	3,661,426
CONTINGENCY	293	-	-	-	-	-	-	293
CONTRACTED SERVICES REPAIR	128,024	-	-	-	-	-	-	128,024
DESIGN AND ENGINEERING	16,647	-	-	-	-	-	-	16,647
EQUIPMENT	1,197,920	-	-	-	-	-	-	1,197,920
INTERNAL CHARGEBACK	226	-	-	-	-	-	-	226
OIG FUNDING	9,000	-	-	-	-	-	-	9,000
PROGRAM MANAGEMENT	74,464	-	-	-	-	-	-	74,464
Total:	**4,448,000**	**-**	**640,000**	**-**	**-**	**-**	**-**	**5,088,000**

III. Fund Summary

Fund Summary	Previous Years	FY 2020/21	FY 2021/22	FY 2022/23	FY 2023/24	FY 2024/25	Future	Total
391 2019 GO BONDS – PARKS	4,448,000	-	-	-	-	-	-	4,448,000
FGO PKS FUTURE G.O. BONDS PARKS	-	-	640,000	-	-	-	-	640,000
Total:	**4,448,000**	**-**	**640,000**	**-**	**-**	**-**	**-**	**5,088,000**

MIAMIBEACH

CITY OF MIAMI BEACH
FY 2021 - 2025 Capital Budget and 5-Year Capital Improvement Plan

I. General

GO#19: SOUNDSCAPE PARK **PARKS**

Project Number: 26619

Department: TOURISM & CULTURAL DEPARTMENT

Location: SOUTH BEACH

Description: Enhance the local arts & culture facility with upgraded WALLCAST technology and equipment, installing a custom 4K ultra-high definition display system; construct a permanent restroom and storage facility.

Projected date range: 02/13/2019 to 09/30/2020

II. Cost Summary

Cost Summary	Previous Years	FY 2020/21	FY 2021/22	FY 2022/23	FY 2023/24	FY 2024/25	Future	Total
DONATIONS & CONTRIBUTIONS	4,485,360	-	-	-	-	-	-	4,485,360
OIG FUNDING	4,000	-	-	-	-	-	-	4,000
PROGRAM MANAGEMENT	10,640	-	-	-	-	-	-	10,640
Total:	**4,500,000**	**-**	**-**	**-**	**-**	**-**	**-**	**4,500,000**

III. Fund Summary

Fund Summary	Previous Years	FY 2020/21	FY 2021/22	FY 2022/23	FY 2023/24	FY 2024/25	Future	Total
391 2019 GO BONDS – PARKS	4,500,000	-	-	-	-	-	-	4,500,000
Total:	**4,500,000**	**-**	**-**	**-**	**-**	**-**	**-**	**4,500,000**

MIAMIBEACH

CITY OF MIAMI BEACH
FY 2021 - 2025 Capital Budget and 5-Year Capital Improvement Plan

I. General

GO#2: COLLINS PARK **PARKS**

Project Number:	25119
Department:	PARKS AND RECREATION
Location:	SOUTH BEACH
Description:	Replace the damaged paver pathways throughout the park and plaza with new, smooth and structurally-sound pavement.
Projected date range:	01/01/2019 to 09/30/2020

II. Cost Summary

Cost Summary	Previous Years	FY 2020/21	FY 2021/22	FY 2022/23	FY 2023/24	FY 2024/25	Future	Total
ART IN PUBLIC PLACES	11,000	-	-	-	-	-	-	11,000
CONTRACTED SERVICES REPAIR	504,072	-	-	-	-	-	-	504,072
OTHER COSTS	51,200	-	-	-	-	-	-	51,200
PROFESSIONAL SERVICES	64,000	-	-	-	-	-	-	64,000
PROGRAM MANAGEMENT	9,728	-	-	-	-	-	-	9,728
Total:	**640,000**	**-**	**-**	**-**	**-**	**-**	**-**	**640,000**

III. Fund Summary

Fund Summary	Previous Years	FY 2020/21	FY 2021/22	FY 2022/23	FY 2023/24	FY 2024/25	Future	Total
391 2019 GO BONDS – PARKS	640,000	-	-	-	-	-	-	640,000
Total:	**640,000**	**-**	**-**	**-**	**-**	**-**	**-**	**640,000**

MIAMIBEACH

CITY OF MIAMI BEACH
FY 2021 - 2025 Capital Budget and 5-Year Capital Improvement Plan

I. General

GO#20: SOUTH POINTE PARK **PARKS**

Project Number: 67719

Department: PARKS AND RECREATION

Location: SOUTH BEACH

Description: Replace the aged and worn playground with a brand new set of playground equipment; renovate restroom facilities to improve aesthetics and provide more practical maintenance; expand the urban forest with landscaping enhancements.

Projected date range: 01/01/2025 to 01/01/2028

II. Cost Summary

Cost Summary	Previous Years	FY 2020/21	FY 2021/22	FY 2022/23	FY 2023/24	FY 2024/25	Future	Total
CONTRACTED SERVICES REPAIR	-	-	-	-	-	480,000	-	480,000
Total:	**-**	**-**	**-**	**-**	**-**	**480,000**	**-**	**480,000**

III. Fund Summary

Fund Summary	Previous Years	FY 2020/21	FY 2021/22	FY 2022/23	FY 2023/24	FY 2024/25	Future	Total
FGO PKS FUTURE G.O. BONDS PARKS	-	-	-	-	-	480,000	-	480,000
Total:	**-**	**-**	**-**	**-**	**-**	**480,000**	**-**	**480,000**

MIAMIBEACH

CITY OF MIAMI BEACH
FY 2021 - 2025 Capital Budget and 5-Year Capital Improvement Plan

I. General

GO#21: STILLWATER PARK **PARKS**

Project Number: 67819

Department: PARKS AND RECREATION

Location: NORTH BEACH

Description: Replace the existing perimeter fence with a higher security fencing structure, construct a new walking/jogging path, add fresh paint and new flooring to pavilion and restroom areas.

Projected date range: 05/01/2019 to 12/31/2019

II. Cost Summary

Cost Summary	Previous Years	FY 2020/21	FY 2021/22	FY 2022/23	FY 2023/24	FY 2024/25	Future	Total
CONTRACTED SERVICES REPAIR	142,441	-	-	-	-	-	-	142,441
OTHER COSTS	384	-	-	-	-	-	-	384
PROGRAM MANAGEMENT	2,175	-	-	-	-	-	-	2,175
Total:	**145,000**	**-**	**-**	**-**	**-**	**-**	**-**	**145,000**

III. Fund Summary

Fund Summary	Previous Years	FY 2020/21	FY 2021/22	FY 2022/23	FY 2023/24	FY 2024/25	Future	Total
391 2019 GO BONDS – PARKS	145,000	-	-	-	-	-	-	145,000
Total:	**145,000**	**-**	**-**	**-**	**-**	**-**	**-**	**145,000**

MIAMIBEACH

CITY OF MIAMI BEACH
FY 2021 - 2025 Capital Budget and 5-Year Capital Improvement Plan

I. General

GO#22: TATUM PARK **PARKS**

Project Number:	67919
Department:	PARKS AND RECREATION
Location:	NORTH BEACH
Description:	Replace the existing perimeter fence with a higher security fencing structure, construct a new walking/jogging path, add fresh paint and new flooring to pavilion and restroom areas.
Projected date range:	02/13/2019 to 02/13/2023

II. Cost Summary

Cost Summary	Previous Years	FY 2020/21	FY 2021/22	FY 2022/23	FY 2023/24	FY 2024/25	Future	Total
FUTURE	-	-	-	-	-	-	840,000	840,000
Total:	**-**	**-**	**-**	**-**	**-**	**-**	**840,000**	**840,000**

III. Fund Summary

Fund Summary	Previous Years	FY 2020/21	FY 2021/22	FY 2022/23	FY 2023/24	FY 2024/25	Future	Total
FUTURE	-	-	-	-	-	-	840,000	840,000
Total:	**-**	**-**	**-**	**-**	**-**	**-**	**840,000**	**840,000**

MIAMIBEACH

CITY OF MIAMI BEACH
FY 2021 - 2025 Capital Budget and 5-Year Capital Improvement Plan

I. General

GO#23: BAYWLK PEDESTRIAN BRIDGE **PARKS**

Project Number:	26719
Department:	CAPITAL IMPROVEMENT PROGRAM
Location:	SOUTH BEACH
Description:	Construct the last portions of the Baywalk path to provide a continuous link from South Pointe to Lincoln Road with a custom designed pedestrian bridge to stretch across 5th Street.
Projected date range:	02/13/2019 to 09/30/2022

II. Cost Summary

Cost Summary	Previous Years	FY 2020/21	FY 2021/22	FY 2022/23	FY 2023/24	FY 2024/25	Future	Total
CONSTRUCTION	9,620,678	-	5,000,000	-	-	-	-	14,620,678
CONSTRUCTION MANAGEMENT	92,322	-	-	-	-	-	-	92,322
DESIGN AND ENGINEERING	140,000	-	-	-	-	-	-	140,000
OIG FUNDING	47,000	-	-	-	-	-	-	47,000
PROGRAM MANAGEMENT	100,000	-	-	-	-	-	-	100,000
Total:	**10,000,000**	**-**	**5,000,000**	**-**	**-**	**-**	**-**	**15,000,000**

III. Fund Summary

Fund Summary	Previous Years	FY 2020/21	FY 2021/22	FY 2022/23	FY 2023/24	FY 2024/25	Future	Total
391 2019 GO BONDS – PARKS	10,000,000	-	-	-	-	-	-	10,000,000
FGO PKS FUTURE G.O. BONDS PARKS	-	-	5,000,000	-	-	-	-	5,000,000
Total:	**10,000,000**	**-**	**5,000,000**	**-**	**-**	**-**	**-**	**15,000,000**

MIAMIBEACH

CITY OF MIAMI BEACH
FY 2021 - 2025 Capital Budget and 5-Year Capital Improvement Plan

I. General

GO#24: MIDDLE BEACH BEACHWALK PH3 **PARKS**

Project Number: 26819

Department: CAPITAL IMPROVEMENT PROGRAM

Location: MIDDLE BEACH

Description: Replace the current wooden boardwalk structure that exists between 23rd Street and 45th Street with an on-grade pedestrian pathway that connects Mid Beach with South Beach and North Beach Beachwalk portions - providing one seamless oceanside pathway that stretches from 1st Street to 87th Street.

Projected date range: 10/01/2019 to 02/13/2021

II. Cost Summary

Cost Summary	Previous Years	FY 2020/21	FY 2021/22	FY 2022/23	FY 2023/24	FY 2024/25	Future	Total
CONSTRUCTION	4,373,100	-	-	-	-	-	-	4,373,100
CONSTRUCTION MANAGEMENT	58,500	-	-	-	-	-	-	58,500
PROGRAM MANAGEMENT	68,400	-	-	-	-	-	-	68,400
Total:	**4,500,000**	**-**	**-**	**-**	**-**	**-**	**-**	**4,500,000**

III. Fund Summary

Fund Summary	Previous Years	FY 2020/21	FY 2021/22	FY 2022/23	FY 2023/24	FY 2024/25	Future	Total
391 2019 GO BONDS – PARKS	4,500,000	-	-	-	-	-	-	4,500,000
Total:	**4,500,000**	**-**	**-**	**-**	**-**	**-**	**-**	**4,500,000**

MIAMIBEACH

CITY OF MIAMI BEACH
FY 2021 - 2025 Capital Budget and 5-Year Capital Improvement Plan

I. General

GO#27: LOG CABIN **PARKS**

Project Number:	26919
Department:	PROPERTY MANAGEMENT
Location:	NORTH BEACH
Description:	Reconstruct the historic Log Cabin to restore and re-open for community use.
Projected date range:	10/01/2021 to 09/30/2023

II. Cost Summary

Cost Summary	Previous Years	FY 2020/21	FY 2021/22	FY 2022/23	FY 2023/24	FY 2024/25	Future	Total
CONSTRUCTION	-	-	1,076,000	-	-	-	-	1,076,000
Total:	**-**	**-**	**1,076,000**	**-**	**-**	**-**	**-**	**1,076,000**

III. Fund Summary

Fund Summary	Previous Years	FY 2020/21	FY 2021/22	FY 2022/23	FY 2023/24	FY 2024/25	Future	Total
FGO PKS FUTURE G.O. BONDS PARKS	-	-	1,076,000	-	-	-	-	1,076,000
Total:	**-**	**-**	**1,076,000**	**-**	**-**	**-**	**-**	**1,076,000**

MIAMIBEACH

CITY OF MIAMI BEACH
FY 2021 - 2025 Capital Budget and 5-Year Capital Improvement Plan

I. General

GO#29: WEST LOTS **PARKS**

Project Number: 27119

Department: TOURISM & CULTURAL DEPARTMENT

Location: NORTH BEACH

Description: Re-develop and re-purpose the area known as the "West Lots" (8 blocks of city-owned land located across the street from North Shore Open Space Park) as cohesive mixed-use space for recreational/civic/neighborhood activity.

Projected date range: 02/13/2019 to 09/30/2022

II. Cost Summary

Cost Summary	Previous Years	FY 2020/21	FY 2021/22	FY 2022/23	FY 2023/24	FY 2024/25	Future	Total
CONSTRUCTION	979,800	-	2,000,000	-	-	2,000,000	-	4,979,800
OIG FUNDING	5,000	-	-	-	-	-	-	5,000
PROGRAM MANAGEMENT	15,200	-	-	-	-	-	-	15,200
Total:	**1,000,000**	**-**	**2,000,000**	**-**	**-**	**2,000,000**	**-**	**5,000,000**

III. Fund Summary

Fund Summary	Previous Years	FY 2020/21	FY 2021/22	FY 2022/23	FY 2023/24	FY 2024/25	Future	Total
391 2019 GO BONDS – PARKS	1,000,000	-	-	-	-	-	-	1,000,000
FGO PKS FUTURE G.O. BONDS PARKS	-	-	2,000,000	-	-	2,000,000	-	4,000,000
Total:	**1,000,000**	**-**	**2,000,000**	**-**	**-**	**2,000,000**	**-**	**5,000,000**

MIAMIBEACH

CITY OF MIAMI BEACH
FY 2021 - 2025 Capital Budget and 5-Year Capital Improvement Plan

I. General

GO#3: CRESPI PARK **PARKS**

Project Number: 25219

Department: PARKS AND RECREATION

Location: NORTH BEACH

Description: Replace the existing perimeter fence with a higher security fencing structure, construct a new walking/jogging path, add fresh paint and new flooring to pavilion and restroom areas.

Projected date range: 01/01/2019 to 04/30/2020

II. Cost Summary

Cost Summary	Previous Years	FY 2020/21	FY 2021/22	FY 2022/23	FY 2023/24	FY 2024/25	Future	Total
CONTINGENCY	12,408	-	-	-	-	-	-	12,408
CONTRACTED SERVICES REPAIR	179,508	-	-	-	-	-	-	179,508
OTHER COSTS	13,673	-	-	-	-	-	-	13,673
PROGRAM MANAGEMENT	5,411	-	-	-	-	-	-	5,411
Total:	**211,000**	**-**	**-**	**-**	**-**	**-**	**-**	**211,000**

III. Fund Summary

Fund Summary	Previous Years	FY 2020/21	FY 2021/22	FY 2022/23	FY 2023/24	FY 2024/25	Future	Total
391 2019 GO BONDS – PARKS	211,000	-	-	-	-	-	-	211,000
Total:	**211,000**	**-**	**-**	**-**	**-**	**-**	**-**	**211,000**

MIAMIBEACH

CITY OF MIAMI BEACH
FY 2021 - 2025 Capital Budget and 5-Year Capital Improvement Plan

I. General

GO#30: SKATE PARK **PARKS**

Project Number:	27219
Department:	PARKS AND RECREATION
Location:	NORTH BEACH
Description:	Expand and improve the temporary skate park by adding an all-wheels track.
Projected date range:	02/13/2019 to 09/30/2023

II. Cost Summary

Cost Summary	Previous Years	FY 2020/21	FY 2021/22	FY 2022/23	FY 2023/24	FY 2024/25	Future	Total
CONSTRUCTION	-	-	-	-	-	750,000	-	750,000
Total:	**-**	**-**	**-**	**-**	**-**	**750,000**	**-**	**750,000**

III. Fund Summary

Fund Summary	Previous Years	FY 2020/21	FY 2021/22	FY 2022/23	FY 2023/24	FY 2024/25	Future	Total
FGO PKS FUTURE G.O. BONDS PARKS	-	-	-	-	-	750,000	-	750,000
Total:	**-**	**-**	**-**	**-**	**-**	**750,000**	**-**	**750,000**

MIAMIBEACH

CITY OF MIAMI BEACH
FY 2021 - 2025 Capital Budget and 5-Year Capital Improvement Plan

I. General

GO#4: FAIRWAY PARK **PARKS**

Project Number: 25319
Department: PARKS AND RECREATION
Location: NORTH BEACH
Description: Replace the aged perimeter fence with higher-quality and higher-security fencing; refresh the pavilion, restroom and office facilities with a new paint job.

Projected date range: 01/01/2019 to 12/31/2020

II. Cost Summary

Cost Summary	Previous Years	FY 2020/21	FY 2021/22	FY 2022/23	FY 2023/24	FY 2024/25	Future	Total
CONTINGENCY	26,000	-	-	-	-	-	-	26,000
CONTRACTED SERVICES REPAIR	182,248	-	-	-	-	-	-	182,248
OIG FUNDING	1,000	-	-	-	-	-	-	1,000
OTHER COSTS	16,848	-	-	-	-	-	-	16,848
PROFESSIONAL SERVICES	26,000	-	-	-	-	-	-	26,000
PROGRAM MANAGEMENT	7,904	-	-	-	-	-	-	7,904
Total:	**260,000**	**-**	**-**	**-**	**-**	**-**	**-**	**260,000**

III. Fund Summary

Fund Summary	Previous Years	FY 2020/21	FY 2021/22	FY 2022/23	FY 2023/24	FY 2024/25	Future	Total
391 2019 GO BONDS – PARKS	260,000	-	-	-	-	-	-	260,000
Total:	**260,000**	**-**	**-**	**-**	**-**	**-**	**-**	**260,000**

MIAMIBEACH

CITY OF MIAMI BEACH
FY 2021 - 2025 Capital Budget and 5-Year Capital Improvement Plan

I. General

GO#5: FLAMINGO PARK & YOUTH CENTER **PARKS**

Project Number: 25419

Department: CAPITAL IMPROVEMENT PROGRAM

Location: SOUTH BEACH

Description: Improve park security, aesthetics and function by installing LED sports lighting and security cameras, replacing football field fencing, renovating the softball and baseball field areas with new turf, spectator bleachers and dug-outs, upgrading pool filtration technology. Rebuild the deteriorating PAL recreation center to replace, upgrade and expand the facility to include an indoor running track and basketball courts, a fitness gym, locker rooms, community meeting rooms and multipurpose space.

Projected date range: 01/01/2019 to 09/30/2026

II. Cost Summary

Cost Summary	Previous Years	FY 2020/21	FY 2021/22	FY 2022/23	FY 2023/24	FY 2024/25	Future	Total
CONSTRUCTION	14,149,985	-	-	-	-	15,150,000	-	29,299,985
CONSTRUCTION MANAGEMENT	965,935	-	-	-	-	-	-	965,935
OIG FUNDING	50,000	-	-	-	-	-	-	50,000
PROGRAM MANAGEMENT	234,080	-	-	-	-	-	-	234,080
Total:	**15,400,000**	**-**	**-**	**-**	**-**	**15,150,000**	**-**	**30,550,000**

III. Fund Summary

Fund Summary	Previous Years	FY 2020/21	FY 2021/22	FY 2022/23	FY 2023/24	FY 2024/25	Future	Total
391 2019 GO BONDS – PARKS	15,400,000	-	-	-	-	-	-	15,400,000
FGO PKS FUTURE G.O. BONDS PARKS	-	-	-	-	-	15,150,000	-	15,150,000
Total:	**15,400,000**	**-**	**-**	**-**	**-**	**15,150,000**	**-**	**30,550,000**

MIAMIBEACH

CITY OF MIAMI BEACH
FY 2021 - 2025 Capital Budget and 5-Year Capital Improvement Plan

I. General

GO#6: FISHER PARK **PARKS**

Project Number:	25519
Department:	PARKS AND RECREATION
Location:	MIDDLE BEACH
Description:	Replace the aged and worn playground with a brand new set of playground equipment.
Projected date range:	01/01/2019 to 09/30/2021

II. Cost Summary

Cost Summary	Previous Years	FY 2020/21	FY 2021/22	FY 2022/23	FY 2023/24	FY 2024/25	Future	Total
FUTURE	-	-	-	-	-	-	105,000	105,000
Total:	**-**	**-**	**-**	**-**	**-**	**-**	**105,000**	**105,000**

III. Fund Summary

Fund Summary	Previous Years	FY 2020/21	FY 2021/22	FY 2022/23	FY 2023/24	FY 2024/25	Future	Total
FUTURE	-	-	-	-	-	-	105,000	105,000
Total:	**-**	**-**	**-**	**-**	**-**	**-**	**105,000**	**105,000**

MIAMIBEACH

CITY OF MIAMI BEACH
FY 2021 - 2025 Capital Budget and 5-Year Capital Improvement Plan

I. General

GO#7: LA GORCE PARK **PARKS**

Project Number:	25619
Department:	PARKS AND RECREATION
Location:	MIDDLE BEACH
Description:	Replace the aged and worn playground with a brand new set of playground equipment.
Projected date range:	01/01/2019 to 09/30/2022

II. Cost Summary

Cost Summary	Previous Years	FY 2020/21	FY 2021/22	FY 2022/23	FY 2023/24	FY 2024/25	Future	Total
EQUIPMENT	-	-	-	-	-	150,000	-	150,000
Total:	**-**	**-**	**-**	**-**	**-**	**150,000**	**-**	**150,000**

III. Fund Summary

Fund Summary	Previous Years	FY 2020/21	FY 2021/22	FY 2022/23	FY 2023/24	FY 2024/25	Future	Total
FGO PKS FUTURE G.O. BONDS PARKS	-	-	-	-	-	150,000	-	150,000
Total:	**-**	**-**	**-**	**-**	**-**	**150,000**	**-**	**150,000**

MIAMIBEACH

CITY OF MIAMI BEACH
FY 2021 - 2025 Capital Budget and 5-Year Capital Improvement Plan

I. General

GO#8: LUMMUS PARK **PARKS**

Project Number: 25719

Department: PARKS AND RECREATION

Location: SOUTH BEACH

Description: Beautify the park with green landscaping and new trees; improve park navigation with a new crushed-shell walking path and added way finding signage; expand and upgrade the park irrigation system to include wireless connectivity, rain sensors and flow meters; renovate and expand restroom facilities.

Projected date range: 01/01/2019 to 09/30/2022

II. Cost Summary

Cost Summary	Previous Years	FY 2020/21	FY 2021/22	FY 2022/23	FY 2023/24	FY 2024/25	Future	Total
CONSTRUCTION	4,641,998	-	-	-	-	-	-	4,641,998
OIG FUNDING	23,000	-	-	-	-	-	-	23,000
PROGRAM MANAGEMENT	72,002	-	-	-	-	-	-	72,002
Total:	**4,737,000**	**-**	**-**	**-**	**-**	**-**	**-**	**4,737,000**

III. Fund Summary

Fund Summary	Previous Years	FY 2020/21	FY 2021/22	FY 2022/23	FY 2023/24	FY 2024/25	Future	Total
391 2019 GO BONDS – PARKS	4,737,000	-	-	-	-	-	-	4,737,000
Total:	**4,737,000**	**-**	**-**	**-**	**-**	**-**	**-**	**4,737,000**

MIAMIBEACH

CITY OF MIAMI BEACH
FY 2021 - 2025 Capital Budget and 5-Year Capital Improvement Plan

I. General

GO#9: MARJORY STONEMAN DOUGLAS PARK **PARKS**

Project Number: 25819

Department: PARKS AND RECREATION

Location: SOUTH BEACH

Description: Replace the aged and worn playground with a brand new set of playground equipment; upgrade the shade structure to have a quick release removal system that can be used to prepare the park for hurricane threats; re-pave and re-surface park sidewalks; install turtle-friendly lighting.

Projected date range: 01/01/2019 to 09/30/2022

II. Cost Summary

Cost Summary	Previous Years	FY 2020/21	FY 2021/22	FY 2022/23	FY 2023/24	FY 2024/25	Future	Total
CONSTRUCTION	655,549	-	-	-	-	-	-	655,549
DESIGN AND ENGINEERING	13,085	-	-	-	-	-	-	13,085
OIG FUNDING	3,000	-	-	-	-	-	-	3,000
PROGRAM MANAGEMENT	10,366	-	-	-	-	-	-	10,366
Total:	**682,000**	**-**	**-**	**-**	**-**	**-**	**-**	**682,000**

III. Fund Summary

Fund Summary	Previous Years	FY 2020/21	FY 2021/22	FY 2022/23	FY 2023/24	FY 2024/25	Future	Total
391 2019 GO BONDS – PARKS	682,000	-	-	-	-	-	-	682,000
Total:	**682,000**	**-**	**-**	**-**	**-**	**-**	**-**	**682,000**

MIAMIBEACH

CITY OF MIAMI BEACH
FY 2021 - 2025 Capital Budget and 5-Year Capital Improvement Plan

I. General

INDIAN BCH PK PLAYGROUND EXPANSION **PARKS**

Project Number: 20123

Department: PARKS AND RECREATION

Location: MIDDLE BEACH

Description: The project will expand the current Indian Beach Park playground footprint to include additional play pieces specifically for children ages 2-5. The project would also provide a chilled bottle filler, expanded fencing, additional safety surfacing, benches, along with trash and recycle cans within the play area. Scope updated, during FY 2020 budget process, from replacement of the Playground equipment at Indian Beach (in FY 2023).

Projected date range: 10/01/2019 to 09/30/2023

II. Cost Summary

Cost Summary	Previous Years	FY 2020/21	FY 2021/22	FY 2022/23	FY 2023/24	FY 2024/25	Future	Total
EQUIPMENT	167,090	620,806	-	-	-	-	-	787,896
OIG FUNDING	1,000	3,104	-	-	-	-	-	4,104
Total:	**168,090**	**623,910**	**-**	**-**	**-**	**-**	**-**	**792,000**

III. Fund Summary

Fund Summary	Previous Years	FY 2020/21	FY 2021/22	FY 2022/23	FY 2023/24	FY 2024/25	Future	Total
306 MB QUALITY OF LIFE RESO.TX 1%	168,090	623,910	-	-	-	-	-	792,000
Total:	**168,090**	**623,910**	**-**	**-**	**-**	**-**	**-**	**792,000**

MIAMIBEACH

CITY OF MIAMI BEACH
FY 2021 - 2025 Capital Budget and 5-Year Capital Improvement Plan

I. General

KAYAK LAUNCH DOCKS **PARKS**

Project Number:	26500
Department:	CAPITAL IMPROVEMENT PROGRAM
Location:	NORTH BEACH
Description:	The planning, supplying and installation of two (2) Kayak Launch Docks, and Crespi at 81 street and Crespi.
Projected date range:	10/01/2015 to 12/31/2020

II. Cost Summary

Cost Summary	Previous Years	FY 2020/21	FY 2021/22	FY 2022/23	FY 2023/24	FY 2024/25	Future	Total
CONSTRUCTION	483,425	-	-	-	-	-	-	483,425
CONSTRUCTION MANAGEMENT	38,391	-	-	-	-	-	-	38,391
DESIGN AND ENGINEERING	107,764	-	-	-	-	-	-	107,764
EQUIPMENT	80,000	-	-	-	-	-	-	80,000
OIG FUNDING	2,000	-	-	-	-	-	-	2,000
PROFESSIONAL SERVICES	1,500	-	-	-	-	-	-	1,500
Total:	**713,080**	**-**	**-**	**-**	**-**	**-**	**-**	**713,080**

III. Fund Summary

Fund Summary	Previous Years	FY 2020/21	FY 2021/22	FY 2022/23	FY 2023/24	FY 2024/25	Future	Total
307 NB QUAL OF LIFE RESORT TAX 1%	713,080	-	-	-	-	-	-	713,080
Total:	**713,080**	**-**	**-**	**-**	**-**	**-**	**-**	**713,080**

MIAMIBEACH

CITY OF MIAMI BEACH
FY 2021 - 2025 Capital Budget and 5-Year Capital Improvement Plan

I. General

LIFEGUARD STAND REPLACEMENTS **PARKS**

Project Number:	28550
Department:	CAPITAL IMPROVEMENT PROGRAM
Location:	CITYWIDE
Description:	This project replaces the existing 29 lifeguard towers and builds 6 new lifeguard towers located citywide on the beachfront, from Government Cut to 87th Street.
Projected date range:	10/01/2015 to 12/31/2020

II. Cost Summary

Cost Summary	Previous Years	FY 2020/21	FY 2021/22	FY 2022/23	FY 2023/24	FY 2024/25	Future	Total
CONSTRUCTION	2,967,894	-	-	-	-	-	-	2,967,894
CONSTRUCTION MANAGEMENT	200,906	-	-	-	-	-	-	200,906
DESIGN AND ENGINEERING	10,000	-	-	-	-	-	-	10,000
OTHER CONTRACTUAL SERVICES	141,189	-	-	-	-	-	-	141,189
Total:	**3,319,989**	**-**	**-**	**-**	**-**	**-**	**-**	**3,319,989**

III. Fund Summary

Fund Summary	Previous Years	FY 2020/21	FY 2021/22	FY 2022/23	FY 2023/24	FY 2024/25	Future	Total
125 CAPITAL RENEWAL & REPLACEMENT	141,189	-	-	-	-	-	-	141,189
305 SB QUALITY OF LIFE REST.TAX 1%	1,798,800	-	-	-	-	-	-	1,798,800
306 MB QUALITY OF LIFE RESO.TX 1%	540,000	-	-	-	-	-	-	540,000
307 NB QUAL OF LIFE RESORT TAX 1%	540,000	-	-	-	-	-	-	540,000
389 SOUTH POINTE CAPITAL	300,000	-	-	-	-	-	-	300,000
Total:	**3,319,989**	**-**	**-**	**-**	**-**	**-**	**-**	**3,319,989**

MIAMIBEACH

CITY OF MIAMI BEACH
FY 2021 - 2025 Capital Budget and 5-Year Capital Improvement Plan

I. General

LUMMUS PARK MUSCLE BEACH UPGRADE **PARKS**

Project Number:	20187
Department:	PARKS AND RECREATION
Location:	SOUTH BEACH
Description:	This project intends to upgrade the existing aged excerise circuit East of the rock wall at Lummus Park and 9th street to a modern waypoint for strength lifters, body builders and fitness buffs. An upgrade to Muscle Beach at Lummus Park was a recommendation made by the Ocean Drive Task Force and was approved by City Commission on March 9, 2016.
Projected date range:	10/01/2016 to 12/31/2020

II. Cost Summary

Cost Summary	Previous Years	FY 2020/21	FY 2021/22	FY 2022/23	FY 2023/24	FY 2024/25	Future	Total
CONSTRUCTION	300,000	-	-	-	-	-	-	300,000
Total:	**300,000**	**-**	**-**	**-**	**-**	**-**	**-**	**300,000**

III. Fund Summary

Fund Summary	Previous Years	FY 2020/21	FY 2021/22	FY 2022/23	FY 2023/24	FY 2024/25	Future	Total
302 PAY-AS-YOU-GO	68,000	-	-	-	-	-	-	68,000
305 SB QUALITY OF LIFE REST.TAX 1%	232,000	-	-	-	-	-	-	232,000
Total:	**300,000**	**-**	**-**	**-**	**-**	**-**	**-**	**300,000**

MIAMIBEACH

CITY OF MIAMI BEACH
FY 2021 - 2025 Capital Budget and 5-Year Capital Improvement Plan

I. General

LUMMUS PARK PLAYGROUND REPLACEMENT **PARKS**

Project Number:	20223
Department:	PARKS AND RECREATION
Location:	SOUTH BEACH
Description:	Replacement of playground at Lummus Park
Projected date range:	10/01/2021 to 09/30/2022

II. Cost Summary

Cost Summary	Previous Years	FY 2020/21	FY 2021/22	FY 2022/23	FY 2023/24	FY 2024/25	Future	Total
CONTRACTED SERVICES REPAIR	-	-	750,000	-	-	-	-	750,000
Total:	**-**	**-**	**750,000**	**-**	**-**	**-**	**-**	**750,000**

III. Fund Summary

Fund Summary	Previous Years	FY 2020/21	FY 2021/22	FY 2022/23	FY 2023/24	FY 2024/25	Future	Total
305 SB QUALITY OF LIFE REST.TAX 1%	-	-	750,000	-	-	-	-	750,000
Total:	**-**	**-**	**750,000**	**-**	**-**	**-**	**-**	**750,000**

MIAMIBEACH

CITY OF MIAMI BEACH
FY 2021 - 2025 Capital Budget and 5-Year Capital Improvement Plan

I. General

MAURICE GIBB PARK FLOATING DOCK **PARKS**

Project Number:	27990
Department:	PW ENGINEERING
Location:	MIDDLE BEACH
Description:	On March 11, 2015 the City Commission approved via Resolution 2015-28957 the recommendation of the Neighborhood/Community Affairs Committee authorizing the construction of a floating dock for non-motorized marine vessels at Maurice Gibb Park.
Projected date range:	10/01/2015 to 09/30/2021

II. Cost Summary

Cost Summary	Previous Years	FY 2020/21	FY 2021/22	FY 2022/23	FY 2023/24	FY 2024/25	Future	Total
CAPITAL MISCELLANEOUS	15,000	-	-	-	-	-	-	15,000
CONSTRUCTION	493,000	-	-	-	-	-	-	493,000
CONSTRUCTION MANAGEMENT	30,000	-	-	-	-	-	-	30,000
DESIGN AND ENGINEERING	11,000	-	-	-	-	-	-	11,000
OIG FUNDING	1,000	-	-	-	-	-	-	1,000
Total:	**550,000**	**-**	**-**	**-**	**-**	**-**	**-**	**550,000**

III. Fund Summary

Fund Summary	Previous Years	FY 2020/21	FY 2021/22	FY 2022/23	FY 2023/24	FY 2024/25	Future	Total
302 PAY-AS-YOU-GO	177,000	-	-	-	-	-	-	177,000
305 SB QUALITY OF LIFE REST.TAX 1%	373,000	-	-	-	-	-	-	373,000
Total:	**550,000**	**-**	**-**	**-**	**-**	**-**	**-**	**550,000**

MIAMIBEACH

CITY OF MIAMI BEACH
FY 2021 - 2025 Capital Budget and 5-Year Capital Improvement Plan

I. General

MAURICE GIBB PARK REDESIGN **PARKS**

Project Number: 28850

Department: CAPITAL IMPROVEMENT PROGRAM

Location: MIDDLE BEACH

Description: The southern portion of Maurice Gibb Park was formerly a gas station. During the construction of the neighborhood improvements, including the stormwater upgrades, petroleum contamination was identified on the site. This project includes soil and groundwater assessment and remediation, as approved by Miami-Dade County, to achieve regulatory site closure. Upon the completion of the soil remediation, this project will redesign Maurice Gibb Park to include new plant material, regrade existing soil, address irrigation, and raising the seawall, trash receptacles and benches. The redesign will include a Master Plan that will identify new uses and include a new playground, an overlook, fishing pier, dog park, and shade structures. This project is also funded by GOB under project # 25919.

Projected date range: 10/01/2015 to 09/30/2021

II. Cost Summary

Cost Summary	Previous Years	FY 2020/21	FY 2021/22	FY 2022/23	FY 2023/24	FY 2024/25	Future	Total
ARCHITECT AND ENGINEERING	465,571	-	-	-	-	-	-	465,571
ART IN PUBLIC PLACES	42,642	-	-	-	-	-	-	42,642
CAPITAL MISCELLANEOUS	87,000	-	-	-	-	-	-	87,000
CONSTRUCTION	1,157,520	-	-	-	-	-	-	1,157,520
CONSTRUCTION MANAGEMENT	253,877	-	-	-	-	-	-	253,877
CONTINGENCY	259,072	-	-	-	-	-	-	259,072
DESIGN AND ENGINEERING	354,000	-	-	-	-	-	-	354,000
OIG FUNDING	9,000	-	-	-	-	-	-	9,000
Total:	**2,628,682**	**-**	**-**	**-**	**-**	**-**	**-**	**2,628,682**

III. Fund Summary

Fund Summary	Previous Years	FY 2020/21	FY 2021/22	FY 2022/23	FY 2023/24	FY 2024/25	Future	Total
302 PAY-AS-YOU-GO	28,658	-	-	-	-	-	-	28,658
306 MB QUALITY OF LIFE RESO.TX 1%	1,973,482	-	-	-	-	-	-	1,973,482
366 PARKS AND REC. BEAUTIF. FUNDS	626,542	-	-	-	-	-	-	626,542
Total:	**2,628,682**	**-**	**-**	**-**	**-**	**-**	**-**	**2,628,682**

MIAMIBEACH

CITY OF MIAMI BEACH
FY 2021 - 2025 Capital Budget and 5-Year Capital Improvement Plan

I. General

MUSS PARK FACILITY **PARKS**

Project Number:	29600
Department:	CAPITAL IMPROVEMENT PROGRAM
Location:	MIDDLE BEACH
Description:	This project consists of the design and construction of a facility at Muss Park that would include indoor classroom areas for approximately 100 children, restrooms, kitchen and other areas to allow for recreational activities to be carried out.
Projected date range:	10/01/2015 to 12/31/2020

II. Cost Summary

Cost Summary	Previous Years	FY 2020/21	FY 2021/22	FY 2022/23	FY 2023/24	FY 2024/25	Future	Total
CONSTRUCTION	2,450,000	-	-	-	-	-	-	2,450,000
CONSTRUCTION MANAGEMENT	175,175	-	-	-	-	-	-	175,175
DESIGN AND ENGINEERING	31,465	-	-	-	-	-	-	31,465
EQUIPMENT	4,420	-	-	-	-	-	-	4,420
TRANSFER OUT	33,940	-	-	-	-	-	-	33,940
Total:	**2,695,000**	**-**	**-**	**-**	**-**	**-**	**-**	**2,695,000**

III. Fund Summary

Fund Summary	Previous Years	FY 2020/21	FY 2021/22	FY 2022/23	FY 2023/24	FY 2024/25	Future	Total
304 CAPITAL RESERVE	245,000	-	-	-	-	-	-	245,000
306 MB QUALITY OF LIFE RESO.TX 1%	2,450,000	-	-	-	-	-	-	2,450,000
Total:	**2,695,000**	**-**	**-**	**-**	**-**	**-**	**-**	**2,695,000**

MIAMIBEACH

CITY OF MIAMI BEACH
FY 2021 - 2025 Capital Budget and 5-Year Capital Improvement Plan

I. General

MUSS PARK PLAYGROUND REPLACEMENT **PARKS**

Project Number:	60126
Department:	PARKS AND RECREATION
Location:	MIDDLE BEACH
Description:	This project entails the complete replacement of the two playgrounds at Muss Park.
Projected date range:	10/01/2026 to 09/30/2028

II. Cost Summary

Cost Summary	Previous Years	FY 2020/21	FY 2021/22	FY 2022/23	FY 2023/24	FY 2024/25	Future	Total
FUTURE	-	-	-	-	-	-	638,000	638,000
Total:	**-**	**-**	**-**	**-**	**-**	**-**	**638,000**	**638,000**

III. Fund Summary

Fund Summary	Previous Years	FY 2020/21	FY 2021/22	FY 2022/23	FY 2023/24	FY 2024/25	Future	Total
FUTURE	-	-	-	-	-	-	638,000	638,000
Total:	**-**	**-**	**-**	**-**	**-**	**-**	**638,000**	**638,000**

MIAMIBEACH

CITY OF MIAMI BEACH
FY 2021 - 2025 Capital Budget and 5-Year Capital Improvement Plan

I. General

NORMANDY ISLE PARK PLAYGROUND **PARKS**

Project Number:	20921
Department:	PARKS AND RECREATION
Location:	NORTH BEACH
Description:	This project will address the replacement of the Normandy Isle Park playground along with a new surfacing and shade system.
Projected date range:	10/01/2022 to 09/30/2023

II. Cost Summary

Cost Summary	Previous Years	FY 2020/21	FY 2021/22	FY 2022/23	FY 2023/24	FY 2024/25	Future	Total
EQUIPMENT	-	-	-	489,000	-	-	-	489,000
Total:	**-**	**-**	**-**	**489,000**	**-**	**-**	**-**	**489,000**

III. Fund Summary

Fund Summary	Previous Years	FY 2020/21	FY 2021/22	FY 2022/23	FY 2023/24	FY 2024/25	Future	Total
302 PAY-AS-YOU-GO	-	-	-	489,000	-	-	-	489,000
Total:	**-**	**-**	**-**	**489,000**	**-**	**-**	**-**	**489,000**

MIAMIBEACH

CITY OF MIAMI BEACH
FY 2021 - 2025 Capital Budget and 5-Year Capital Improvement Plan

I. General

NORMANDY ISLE PARK TURF INSTALLATIO **PARKS**

Project Number: 20300

Department: PARKS AND RECREATION

Location: NORTH BEACH

Description: The installation of quality, industry standard artificial turf playfield and concrete pads for existing bleachers. Additional scope includes chilled water fountain and the related electrical system, additional concrete pad and bleachers. These improvements are needed to increase customer satisfaction with programming and general use. The field is host to hundreds of users daily causing significant wear and tear. New artificial turf would allow for increased public use as well as program expansion. Previous project #67290

Projected date range: 10/01/2015 to 09/30/2022

II. Cost Summary

Cost Summary	Previous Years	FY 2020/21	FY 2021/22	FY 2022/23	FY 2023/24	FY 2024/25	Future	Total
ART IN PUBLIC PLACES	4,831	-	-	-	-	-	-	4,831
CONSTRUCTION	43,624	-	597,000	-	-	-	-	640,624
CONSTRUCTION MANAGEMENT	31,739	-	-	-	-	-	-	31,739
CONTINGENCY	34,133	-	-	-	-	-	-	34,133
DESIGN AND ENGINEERING	36,132	-	-	-	-	-	-	36,132
PROFESSIONAL SERVICES	61,000	-	-	-	-	-	-	61,000
RENOVATION	186,541	-	-	-	-	-	-	186,541
Total:	**398,000**	**-**	**597,000**	**-**	**-**	**-**	**-**	**995,000**

III. Fund Summary

Fund Summary	Previous Years	FY 2020/21	FY 2021/22	FY 2022/23	FY 2023/24	FY 2024/25	Future	Total
302 PAY-AS-YOU-GO	398,000	-	597,000	-	-	-	-	995,000
Total:	**398,000**	**-**	**597,000**	**-**	**-**	**-**	**-**	**995,000**

MIAMIBEACH

CITY OF MIAMI BEACH
FY 2021 - 2025 Capital Budget and 5-Year Capital Improvement Plan

I. General

NORMANDY SHORES PK FITNESS CIRCUIT **PARKS**

Project Number: 20190

Department: PARKS AND RECREATION

Location: NORTH BEACH

Description: This project will replace the aged playground at Normandy Shores Park with a new fitness circuit. The project will include 1 O new pieces of outdoor fitness equipment with rubber surfacing and a shade structure. Along with these improvements, the area surrounding the new fitness circuit will have new landscaping, fencing, a drinking fountain, walkways and other improvements to beautify the park. Formerly known as Normandy shores tot lot.

Projected date range: 10/01/2015 to 12/31/2020

II. Cost Summary

Cost Summary	Previous Years	FY 2020/21	FY 2021/22	FY 2022/23	FY 2023/24	FY 2024/25	Future	Total
CAPITAL MISCELLANEOUS	7,200	-	-	-	-	-	-	7,200
CONSTRUCTION	282,151	-	-	-	-	-	-	282,151
EQUIPMENT	8,823	-	-	-	-	-	-	8,823
Total:	**298,174**	**-**	**-**	**-**	**-**	**-**	**-**	**298,174**

III. Fund Summary

Fund Summary	Previous Years	FY 2020/21	FY 2021/22	FY 2022/23	FY 2023/24	FY 2024/25	Future	Total
302 PAY-AS-YOU-GO	186,290	-	-	-	-	-	-	186,290
383 2003 GO BONDS-PARKS & BEACHES	111,884	-	-	-	-	-	-	111,884
Total:	**298,174**	**-**	**-**	**-**	**-**	**-**	**-**	**298,174**

MIAMIBEACH

CITY OF MIAMI BEACH
FY 2021 - 2025 Capital Budget and 5-Year Capital Improvement Plan

I. General

NORTH BEACH OCEANSIDE PARK **PARKS**

Project Number: 27950

Department: CAPITAL IMPROVEMENT PROGRAM

Location: NORTH BEACH

Description: Redevelopment of North Beach Oceanside Park, formally known as North Shore Open Space Park (NSOSP). This is a 35 acre park which includes a dog park, playground, pavilions, open lawns, a vast amount of trees and a beachwalk. It is located with public access to the beach. A vision plan was created with the input of stakeholders and city staff to serve as the basis for the redevelopment of the park. The beachwalk is also funded by GOB under project # 26119.

This project also entails the renovation of the North Beach Oceanside Park restrooms and improvements to the shelters, pavilions and other surrounding areas. The current project budget lacks sufficient funding for completion of these aspects.

Projected date range: 10/01/2015 to 09/30/2022

II. Cost Summary

Cost Summary	Previous Years	FY 2020/21	FY 2021/22	FY 2022/23	FY 2023/24	FY 2024/25	Future	Total
ARCHITECT AND ENGINEERING	(44,000)	-	-	-	-	-	-	(44,000)
CONSTRUCTION	8,751,282	3,455,224	-	-	-	-	-	12,206,506
CONSTRUCTION MANAGEMENT	277,578	-	-	-	-	-	-	277,578
CONTRACTED SERVICES REPAIR	-	500,000	-	-	-	-	-	500,000
DESIGN AND ENGINEERING	880,000	-	-	-	-	-	-	880,000
OIG FUNDING	44,000	19,776	-	-	-	-	-	63,776
RENT OF EQUIPMENT	1,140	-	-	-	-	-	-	1,140
Total:	**9,910,000**	**3,975,000**	**-**	**-**	**-**	**-**	**-**	**13,885,000**

III. Fund Summary

Fund Summary	Previous Years	FY 2020/21	FY 2021/22	FY 2022/23	FY 2023/24	FY 2024/25	Future	Total
301 CAP. PROJ. NOT FINANCED BY BON	9,710,000	-	-	-	-	-	-	9,710,000
302 PAY-AS-YOU-GO	-	500,000	-	-	-	-	-	500,000
307 NB QUAL OF LIFE RESORT TAX 1%	200,000	3,475,000	-	-	-	-	-	3,675,000
Total:	**9,910,000**	**3,975,000**	**-**	**-**	**-**	**-**	**-**	**13,885,000**

MIAMIBEACH

CITY OF MIAMI BEACH
FY 2021 - 2025 Capital Budget and 5-Year Capital Improvement Plan

I. General

NORTH BEACH OCEANSIDE PK SECURITY **PARKS**

Project Number:	65620
Department:	PROPERTY MANAGEMENT
Location:	NORTH BEACH
Description:	This new project is a result of the North Beach revitalization initiative and will include the installation of security cameras throughout the park (formerly known as the North Shore Open Space Park per Resolution 2018-30188).
Projected date range:	10/01/2015 to 12/31/2020

II. Cost Summary

Cost Summary	Previous Years	FY 2020/21	FY 2021/22	FY 2022/23	FY 2023/24	FY 2024/25	Future	Total
EQUIPMENT	224,000	(224,000)	-	-	-	-	-	-
OIG FUNDING	1,000	(1,000)	-	-	-	-	-	-
Total:	**225,000**	**(225,000)**	**-**	**-**	**-**	**-**	**-**	**-**

III. Fund Summary

Fund Summary	Previous Years	FY 2020/21	FY 2021/22	FY 2022/23	FY 2023/24	FY 2024/25	Future	Total
307 NB QUAL OF LIFE RESORT TAX 1%	225,000	(225,000)	-	-	-	-	-	-
Total:	**225,000**	**(225,000)**	**-**	**-**	**-**	**-**	**-**	**-**

MIAMIBEACH

CITY OF MIAMI BEACH
FY 2021 - 2025 Capital Budget and 5-Year Capital Improvement Plan

I. General

NSPYC KITCHEN & CABINETRY ADDITION **PARKS**

Project Number:	21021
Department:	PARKS AND RECREATION
Location:	NORTH BEACH
Description:	This project will address the necessary addition of a teaching kitchen at North Shore Park Youth Center. It will include construction and installation of new kitchen appliances and equipment as well as cabinets, counters, sinks, faucets, flooring, etc.
Projected date range:	10/01/2023 to 09/30/2024

II. Cost Summary

Cost Summary	Previous Years	FY 2020/21	FY 2021/22	FY 2022/23	FY 2023/24	FY 2024/25	Future	Total
CONSTRUCTION	-	(35,000)	-	-	344,000	-	-	309,000
DESIGN AND ENGINEERING	-	35,000	-	-	-	-	-	35,000
Total:	**-**	**-**	**-**	**-**	**344,000**	**-**	**-**	**344,000**

III. Fund Summary

Fund Summary	Previous Years	FY 2020/21	FY 2021/22	FY 2022/23	FY 2023/24	FY 2024/25	Future	Total
302 PAY-AS-YOU-GO	-	-	-	-	344,000	-	-	344,000
Total:	**-**	**-**	**-**	**-**	**344,000**	**-**	**-**	**344,000**

MIAMIBEACH

CITY OF MIAMI BEACH
FY 2021 - 2025 Capital Budget and 5-Year Capital Improvement Plan

I. General

NSPYC SAFETY IMPRVMNTS-FRONT DESK **PARKS**

Project Number:	60924
Department:	PARKS AND RECREATION
Location:	NORTH BEACH
Description:	This project entails the renovation of the North Shore Park Youth Center front desk area to improve safety and efficiency.
Projected date range:	10/01/2023 to 09/30/2024

II. Cost Summary

Cost Summary	Previous Years	FY 2020/21	FY 2021/22	FY 2022/23	FY 2023/24	FY 2024/25	Future	Total
CONTRACTED SERVICES REPAIR	-	-	-	-	372,000	-	-	372,000
Total:	**-**	**-**	**-**	**-**	**372,000**	**-**	**-**	**372,000**

III. Fund Summary

Fund Summary	Previous Years	FY 2020/21	FY 2021/22	FY 2022/23	FY 2023/24	FY 2024/25	Future	Total
302 PAY-AS-YOU-GO	-	-	-	-	372,000	-	-	372,000
Total:	**-**	**-**	**-**	**-**	**372,000**	**-**	**-**	**372,000**

MIAMIBEACH

CITY OF MIAMI BEACH
FY 2021 - 2025 Capital Budget and 5-Year Capital Improvement Plan

I. General

PARK VIEW ISLAND **PARKS**

Project Number:	24790
Department:	PARKS AND RECREATION
Location:	NORTH BEACH
Description:	This project proposed to install a small playground,shade structure, safety surfacing,sidewalks,trash receptacles, and benches at the existing green space bordered by Bruce St., Gary Ave., Micheal St., and Wayne Avenue on Parkview Island. The need for the playground was identified in the 2010 design charrette, the University of Miami's School of Architecture and City Staff. In addition, the desire for a playground has been discussed at several community meetings. If funded in FY 14/15, project can be completed quickly as neither the scope nor the procurement are complicated matters.
Projected date range:	10/01/2015 to 12/31/2020

II. Cost Summary

Cost Summary	Previous Years	FY 2020/21	FY 2021/22	FY 2022/23	FY 2023/24	FY 2024/25	Future	Total
CAPITAL MISCELLANEOUS	11,214	-	-	-	-	-	-	11,214
CONSTRUCTION	401,933	-	-	-	-	-	-	401,933
DESIGN AND ENGINEERING	19,352	-	-	-	-	-	-	19,352
EQUIPMENT	13,003	-	-	-	-	-	-	13,003
Total:	**445,502**	**-**	**-**	**-**	**-**	**-**	**-**	**445,502**

III. Fund Summary

Fund Summary	Previous Years	FY 2020/21	FY 2021/22	FY 2022/23	FY 2023/24	FY 2024/25	Future	Total
302 PAY-AS-YOU-GO	49,826	-	-	-	-	-	-	49,826
383 2003 GO BONDS-PARKS & BEACHES	395,676	-	-	-	-	-	-	395,676
Total:	**445,502**	**-**	**-**	**-**	**-**	**-**	**-**	**445,502**

MIAMIBEACH

CITY OF MIAMI BEACH
FY 2021 - 2025 Capital Budget and 5-Year Capital Improvement Plan

I. General

PARK VIEW ISLAND ANNEX - DOG PARK **PARKS**

Project Number:	63319
Department:	PARKS AND RECREATION
Location:	NORTH BEACH
Description:	This project will address improvements to the Park View Island Annex Park. The improvement includes providing a dog park for the park.
Projected date range:	10/01/2018 to 12/31/2020

II. Cost Summary

Cost Summary	Previous Years	FY 2020/21	FY 2021/22	FY 2022/23	FY 2023/24	FY 2024/25	Future	Total
CONTINGENCY	6,100	-	-	-	-	-	-	6,100
CONTRACTED SERVICES REPAIR	47,500	-	-	-	-	-	-	47,500
FURNITURE, FIXTURES, EQUIPMENT	9,900	-	-	-	-	-	-	9,900
OTHER COSTS	3,500	-	-	-	-	-	-	3,500
Total:	**67,000**	**-**	**-**	**-**	**-**	**-**	**-**	**67,000**

III. Fund Summary

Fund Summary	Previous Years	FY 2020/21	FY 2021/22	FY 2022/23	FY 2023/24	FY 2024/25	Future	Total
302 PAY-AS-YOU-GO	67,000	-	-	-	-	-	-	67,000
Total:	**67,000**	**-**	**-**	**-**	**-**	**-**	**-**	**67,000**

MIAMIBEACH

CITY OF MIAMI BEACH
FY 2021 - 2025 Capital Budget and 5-Year Capital Improvement Plan

I. General

PARK VIEW ISLAND PARK PLAYGRND REPL **PARKS**

Project Number:	60226
Department:	PARKS AND RECREATION
Location:	NORTH BEACH
Description:	This project entails the complete replacement of the playground at Parkview Island Park.
Projected date range:	10/01/2026 to 09/30/2028

II. Cost Summary

Cost Summary	Previous Years	FY 2020/21	FY 2021/22	FY 2022/23	FY 2023/24	FY 2024/25	Future	Total
FUTURE	-	-	-	-	-	-	497,000	497,000
Total:	**-**	**-**	**-**	**-**	**-**	**-**	**497,000**	**497,000**

III. Fund Summary

Fund Summary	Previous Years	FY 2020/21	FY 2021/22	FY 2022/23	FY 2023/24	FY 2024/25	Future	Total
FUTURE	-	-	-	-	-	-	497,000	497,000
Total:	**-**	**-**	**-**	**-**	**-**	**-**	**497,000**	**497,000**

MIAMIBEACH

CITY OF MIAMI BEACH
FY 2021 - 2025 Capital Budget and 5-Year Capital Improvement Plan

I. General

POCKET PARK AT 20TH ST. & SUNSET DR **PARKS**

Project Number:	23418
Department:	CAPITAL IMPROVEMENT PROGRAM
Location:	MIDDLE BEACH
Description:	Development of a new park at 2001 North Bay Rd, approximately 9429 s.f.. Scope of work includes playground areas, walks and pathways, site furnishings, landscaping and irrigation, utility connections and perimeter fence.
Projected date range:	02/20/2018 to 12/31/2020

II. Cost Summary

Cost Summary	Previous Years	FY 2020/21	FY 2021/22	FY 2022/23	FY 2023/24	FY 2024/25	Future	Total
CAPITAL MISCELLANEOUS	6,170	-	-	-	-	-	-	6,170
CONSTRUCTION	877,393	-	-	-	-	-	-	877,393
CONSTRUCTION MANAGEMENT	42,236	-	-	-	-	-	-	42,236
DESIGN AND ENGINEERING	84,201	-	-	-	-	-	-	84,201
Total:	**1,010,000**	**-**	**-**	**-**	**-**	**-**	**-**	**1,010,000**

III. Fund Summary

Fund Summary	Previous Years	FY 2020/21	FY 2021/22	FY 2022/23	FY 2023/24	FY 2024/25	Future	Total
304 CAPITAL RESERVE	258,000	-	-	-	-	-	-	258,000
306 MB QUALITY OF LIFE RESO.TX 1%	75,000	-	-	-	-	-	-	75,000
366 PARKS AND REC. BEAUTIF. FUNDS	155,658	-	-	-	-	-	-	155,658
383 2003 GO BONDS-PARKS & BEACHES	521,342	-	-	-	-	-	-	521,342
Total:	**1,010,000**	**-**	**-**	**-**	**-**	**-**	**-**	**1,010,000**

MIAMIBEACH

CITY OF MIAMI BEACH
FY 2021 - 2025 Capital Budget and 5-Year Capital Improvement Plan

I. General

POLO PARK LIGHTING & SOCCER FIELD **PARKS**

Project Number:	22420
Department:	PARKS AND RECREATION
Location:	MIDDLE BEACH
Description:	Polo park sports lighting & multi-use soccer field
Projected date range:	10/01/2019 to 09/30/2021

II. Cost Summary

Cost Summary	Previous Years	FY 2020/21	FY 2021/22	FY 2022/23	FY 2023/24	FY 2024/25	Future	Total
CAPITAL MISCELLANEOUS	76,680	-	-	-	-	-	-	76,680
CONSTRUCTION	706,000	-	-	-	-	-	-	706,000
DESIGN AND ENGINEERING	71,000	-	-	-	-	-	-	71,000
OIG FUNDING	4,000	-	-	-	-	-	-	4,000
Total:	**857,680**	**-**	**-**	**-**	**-**	**-**	**-**	**857,680**

III. Fund Summary

Fund Summary	Previous Years	FY 2020/21	FY 2021/22	FY 2022/23	FY 2023/24	FY 2024/25	Future	Total
302 PAY-AS-YOU-GO	857,680	-	-	-	-	-	-	857,680
Total:	**857,680**	**-**	**-**	**-**	**-**	**-**	**-**	**857,680**

MIAMIBEACH

CITY OF MIAMI BEACH
FY 2021 - 2025 Capital Budget and 5-Year Capital Improvement Plan

I. General

POLO PARK PLAYGROUND REPLACEMENT **PARKS**

Project Number:	60223
Department:	PARKS AND RECREATION
Location:	MIDDLE BEACH
Description:	Replacement of playground equipment.
Projected date range:	10/01/2023 to 12/31/2024

II. Cost Summary

Cost Summary	Previous Years	FY 2020/21	FY 2021/22	FY 2022/23	FY 2023/24	FY 2024/25	Future	Total
EQUIPMENT	-	-	-	-	476,000	-	-	476,000
Total:	**-**	**-**	**-**	**-**	**476,000**	**-**	**-**	**476,000**

III. Fund Summary

Fund Summary	Previous Years	FY 2020/21	FY 2021/22	FY 2022/23	FY 2023/24	FY 2024/25	Future	Total
302 PAY-AS-YOU-GO	-	-	-	-	476,000	-	-	476,000
Total:	**-**	**-**	**-**	**-**	**476,000**	**-**	**-**	**476,000**

MIAMIBEACH

CITY OF MIAMI BEACH
FY 2021 - 2025 Capital Budget and 5-Year Capital Improvement Plan

I. General

S. P. PARK-FISHING PIER RAILING REP **PARKS**

Project Number:	66920
Department:	PARKS AND RECREATION
Location:	SOUTH BEACH
Description:	Replacement of fishing pier railing at South Pointe Park
Projected date range:	10/01/2021 to 09/30/2022

II. Cost Summary

Cost Summary	Previous Years	FY 2020/21	FY 2021/22	FY 2022/23	FY 2023/24	FY 2024/25	Future	Total
CONTRACTED SERVICES REPAIR	-	-	496,000	-	-	-	-	496,000
Total:	**-**	**-**	**496,000**	**-**	**-**	**-**	**-**	**496,000**

III. Fund Summary

Fund Summary	Previous Years	FY 2020/21	FY 2021/22	FY 2022/23	FY 2023/24	FY 2024/25	Future	Total
305 SB QUALITY OF LIFE REST.TAX 1%	-	-	496,000	-	-	-	-	496,000
Total:	**-**	**-**	**496,000**	**-**	**-**	**-**	**-**	**496,000**

MIAMIBEACH

CITY OF MIAMI BEACH
FY 2021 - 2025 Capital Budget and 5-Year Capital Improvement Plan

I. General

SCOTT RAKOW PLAYGROUND **PARKS**

Project Number: 28410

Department: PARKS AND RECREATION

Location: MIDDLE BEACH

Description: This project entails the installation of a playground at Scott Rakow Youth Center. There currently is no existing playground. The playsystem will include 4 slides, 9 climbing features including a rock wall, a bridge and other accessories. This will also include installation of a 4 swing bay. A shade structure, poured in place surfacing, walkways, a water fountian and fencing will also be installed as part of the project.

Projected date range: 10/01/2015 to 12/31/2020

II. Cost Summary

Cost Summary	Previous Years	FY 2020/21	FY 2021/22	FY 2022/23	FY 2023/24	FY 2024/25	Future	Total
CAPITAL MISCELLANEOUS	70,484	-	-	-	-	-	-	70,484
CONSTRUCTION	94,639	-	-	-	-	-	-	94,639
Total:	**165,123**	**-**	**-**	**-**	**-**	**-**	**-**	**165,123**

III. Fund Summary

Fund Summary	Previous Years	FY 2020/21	FY 2021/22	FY 2022/23	FY 2023/24	FY 2024/25	Future	Total
125 CAPITAL RENEWAL & REPLACEMENT	16,964	-	-	-	-	-	-	16,964
302 PAY-AS-YOU-GO	148,159	-	-	-	-	-	-	148,159
Total:	**165,123**	**-**	**-**	**-**	**-**	**-**	**-**	**165,123**

MIAMIBEACH

CITY OF MIAMI BEACH
FY 2021 - 2025 Capital Budget and 5-Year Capital Improvement Plan

I. General

SECURITY AUDIO SYSTEM FOR ALL POOLS **PARKS**

Project Number:	66518
Department:	PARKS AND RECREATION
Location:	CITYWIDE
Description:	This project will provide a security audio system for all park pools. This system will serve as a PA system that will only be used to make emergency announcements for pool users.
Projected date range:	10/01/2022 to 09/30/2023

II. Cost Summary

Cost Summary	Previous Years	FY 2020/21	FY 2021/22	FY 2022/23	FY 2023/24	FY 2024/25	Future	Total
EQUIPMENT	-	-	-	100,000	-	-	-	100,000
Total:	**-**	**-**	**-**	**100,000**	**-**	**-**	**-**	**100,000**

III. Fund Summary

Fund Summary	Previous Years	FY 2020/21	FY 2021/22	FY 2022/23	FY 2023/24	FY 2024/25	Future	Total
302 PAY-AS-YOU-GO	-	-	-	100,000	-	-	-	100,000
Total:	**-**	**-**	**-**	**100,000**	**-**	**-**	**-**	**100,000**

MIAMIBEACH

CITY OF MIAMI BEACH
FY 2021 - 2025 Capital Budget and 5-Year Capital Improvement Plan

I. General

SHARED PATH ON PARKVIEW ISLAND PARK **PARKS**

Project Number: 27930

Department: CAPITAL IMPROVEMENT PROGRAM

Location: NORTH BEACH

Description: The shared path in Parkview Island Park is an important part of the North Beach bicycle network. Together with the upgrading of the shared path adjacent to Biscayne Elementary, the path will provide a shaded, and off-road bicycle facility connecting neighborhoods in North Beach from 73rd Street to 77th Street. The path will be a half mile shared path, and run from the base of the 73rd Street bridge north up to 75th Street where it will turn west and connect with the existing path adjacent to the school and 77th Street. The project will entail a new shared path within Parkview Island Park (from 73rd Street up to 75th Street), including lighting, signage and pavement markings, and 8' Type S-1 asphalt path ,with repairs and improvements to the existing section of path adjacent to the school between 75th Street and 77th Street.

Projected date range: 10/01/2015 to 12/31/2020

II. Cost Summary

Cost Summary	Previous Years	FY 2020/21	FY 2021/22	FY 2022/23	FY 2023/24	FY 2024/25	Future	Total
CAPITAL MISCELLANEOUS	47,000	-	-	-	-	-	-	47,000
CONSTRUCTION	219,000	-	-	-	-	-	-	219,000
CONSTRUCTION MANAGEMENT	20,000	-	-	-	-	-	-	20,000
DESIGN AND ENGINEERING	33,000	-	-	-	-	-	-	33,000
OIG FUNDING	1,000	-	-	-	-	-	-	1,000
Total:	**320,000**	**-**	**-**	**-**	**-**	**-**	**-**	**320,000**

III. Fund Summary

Fund Summary	Previous Years	FY 2020/21	FY 2021/22	FY 2022/23	FY 2023/24	FY 2024/25	Future	Total
187 HALF CENT TRANS. SURTAX COUNTY	320,000	-	-	-	-	-	-	320,000
Total:	**320,000**	**-**	**-**	**-**	**-**	**-**	**-**	**320,000**

MIAMIBEACH

CITY OF MIAMI BEACH
FY 2021 - 2025 Capital Budget and 5-Year Capital Improvement Plan

I. General

SOUNDSCAPE AUDIO IMPROVEMENTS **PARKS**

Project Number: 23318
Department: TOURISM & CULTURAL DEPARTMENT
Location: SOUTH BEACH
Description: At the October 13, 2017 FCWPC meeting, City staff was directed to amend the scope of the Soundscape Park Concession and Restrooms project to exclude restrooms from the project and to transfer funding to a project which would expand the listening areas within Soundscape Park.
Projected date range: 01/17/2018 to 09/30/2024

II. Cost Summary

Cost Summary	Previous Years	FY 2020/21	FY 2021/22	FY 2022/23	FY 2023/24	FY 2024/25	Future	Total
EQUIPMENT	747,410	-	-	-	-	-	-	747,410
OIG FUNDING	4,000	-	-	-	-	-	-	4,000
Total:	**751,410**	**-**	**-**	**-**	**-**	**-**	**-**	**751,410**

III. Fund Summary

Fund Summary	Previous Years	FY 2020/21	FY 2021/22	FY 2022/23	FY 2023/24	FY 2024/25	Future	Total
302 PAY-AS-YOU-GO	751,410	-	-	-	-	-	-	751,410
Total:	**751,410**	**-**	**-**	**-**	**-**	**-**	**-**	**751,410**

MIAMIBEACH

CITY OF MIAMI BEACH
FY 2021 - 2025 Capital Budget and 5-Year Capital Improvement Plan

I. General

SOUTH POINTE PARK IMPROVEMENTS **PARKS**

Project Number: 27540

Department: PARKS AND RECREATION

Location: SOUTH BEACH

Description: The FY 2013/14 Capital Budget includes a project with an allocation of $184,000 to install a fence around the playground at South Pointe Park. During the planning process, the item was presented to the Neighborhoods/Community Affairs Committee on February 28, 2014. The discussion resulted in the Committee determining that the fence was not wanted by the community. The committee instructed the Parks and Recreation Department to re-allocate the intended funding to perform other improvements at the park.

Projected date range: 10/01/2015 to 12/31/2020

II. Cost Summary

Cost Summary	Previous Years	FY 2020/21	FY 2021/22	FY 2022/23	FY 2023/24	FY 2024/25	Future	Total
CONSTRUCTION	179,450	-	-	-	-	-	-	179,450
CONTINGENCY	4,550	-	-	-	-	-	-	4,550
Total:	**184,000**	**-**	**-**	**-**	**-**	**-**	**-**	**184,000**

III. Fund Summary

Fund Summary	Previous Years	FY 2020/21	FY 2021/22	FY 2022/23	FY 2023/24	FY 2024/25	Future	Total
389 SOUTH POINTE CAPITAL	184,000	-	-	-	-	-	-	184,000
Total:	**184,000**	**-**	**-**	**-**	**-**	**-**	**-**	**184,000**

MIAMIBEACH

CITY OF MIAMI BEACH
FY 2021 - 2025 Capital Budget and 5-Year Capital Improvement Plan

I. General

SOUTH POINTE PARK LIGHTING **PARKS**

Project Number:	23018
Department:	PARKS AND RECREATION
Location:	SOUTH BEACH
Description:	Replacement of existing bollards lights with 81 LED dimmable light poles that are more weather and vandalism resistent.
Projected date range:	10/01/2017 to 09/30/2021

II. Cost Summary

Cost Summary	Previous Years	FY 2020/21	FY 2021/22	FY 2022/23	FY 2023/24	FY 2024/25	Future	Total
CAPITAL MISCELLANEOUS	9,000	-	-	-	-	-	-	9,000
CONSTRUCTION	277,194	-	-	-	-	-	-	277,194
DESIGN AND ENGINEERING	15,806	-	-	-	-	-	-	15,806
FURNITURE, FIXTURES, EQUIPMENT	280,000	-	-	-	-	-	-	280,000
OIG FUNDING	3,000	-	-	-	-	-	-	3,000
Total:	**585,000**	**-**	**-**	**-**	**-**	**-**	**-**	**585,000**

III. Fund Summary

Fund Summary	Previous Years	FY 2020/21	FY 2021/22	FY 2022/23	FY 2023/24	FY 2024/25	Future	Total
379 SOUTH POINTE RDA	585,000	-	-	-	-	-	-	585,000
Total:	**585,000**	**-**	**-**	**-**	**-**	**-**	**-**	**585,000**

MIAMIBEACH

CITY OF MIAMI BEACH
FY 2021 - 2025 Capital Budget and 5-Year Capital Improvement Plan

I. General

SOUTH POINTE PARK REMEDIATION **PARKS**

Project Number: 29430

Department: CAPITAL IMPROVEMENT PROGRAM

Location: SOUTH BEACH

Description: Scope includes installation of topsoil, remediation of sod, shrubs, trees and palms, irrigation and drainage systems at various locations through the park, as well as modifications to the Washington Ave. entrance water feature that is required in order to satisfy regulatory agency permitting requirements. The City intends to pursue litigation to recover any added costs resulting from design and construction related issues. The Pylon lights will be investigated and repaired as needed. This is also under investigation.

Projected date range: 10/01/2015 to 12/31/2020

II. Cost Summary

Cost Summary	Previous Years	FY 2020/21	FY 2021/22	FY 2022/23	FY 2023/24	FY 2024/25	Future	Total
CONSTRUCTION	5,598,780	-	-	-	-	-	-	5,598,780
CONSTRUCTION MANAGEMENT	635,497	-	-	-	-	-	-	635,497
DESIGN AND ENGINEERING	783,544	-	-	-	-	-	-	783,544
FURNITURE, FIXTURES, EQUIPMENT	9,060	-	-	-	-	-	-	9,060
LEGAL FEES	100,000	-	-	-	-	-	-	100,000
PROFESSIONAL SERVICES	2,115,000	-	-	-	-	-	-	2,115,000
Total:	**9,241,881**	**-**	**-**	**-**	**-**	**-**	**-**	**9,241,881**

III. Fund Summary

Fund Summary	Previous Years	FY 2020/21	FY 2021/22	FY 2022/23	FY 2023/24	FY 2024/25	Future	Total
301 CAP. PROJ. NOT FINANCED BY BON	315,000	-	-	-	-	-	-	315,000
379 SOUTH POINTE RDA	100,000	-	-	-	-	-	-	100,000
388 MDC CDT INTERLOCAL-CDT/RTX	800,000	-	-	-	-	-	-	800,000
389 SOUTH POINTE CAPITAL	8,026,881	-	-	-	-	-	-	8,026,881
Total:	**9,241,881**	**-**	**-**	**-**	**-**	**-**	**-**	**9,241,881**

MIAMIBEACH

CITY OF MIAMI BEACH
FY 2021 - 2025 Capital Budget and 5-Year Capital Improvement Plan

I. General

SRYC - RECEPTION & BOWLING AREA **PARKS**

Project Number: 67300

Department: PARKS AND RECREATION

Location: MIDDLE BEACH

Description: The intent of this project is to modify the existing reception counter to provide better control of access and security as the center serves to carry out several youth programs where staff is tasked in safeguarding participants. Additionally, enhancements must be made to the bowling area for storage and dispensing of shoes and balls. These items were not included in the last renovation of the building but with use they have been identified as needs to provide the level of service and security required at this facility .

Projected date range: 10/01/2015 to 12/31/2020

II. Cost Summary

Cost Summary	Previous Years	FY 2020/21	FY 2021/22	FY 2022/23	FY 2023/24	FY 2024/25	Future	Total
CONTRACTED SERVICES REPAIR	30,230	-	-	-	-	-	-	30,230
OTHER SUPPLIES	35,430	-	-	-	-	-	-	35,430
RENOVATION	340	-	-	-	-	-	-	340
Total:	**66,000**	**-**	**-**	**-**	**-**	**-**	**-**	**66,000**

III. Fund Summary

Fund Summary	Previous Years	FY 2020/21	FY 2021/22	FY 2022/23	FY 2023/24	FY 2024/25	Future	Total
302 PAY-AS-YOU-GO	66,000	-	-	-	-	-	-	66,000
Total:	**66,000**	**-**	**-**	**-**	**-**	**-**	**-**	**66,000**

MIAMIBEACH

CITY OF MIAMI BEACH
FY 2021 - 2025 Capital Budget and 5-Year Capital Improvement Plan

I. General

STILLWATER PARK LIGHTING & SOCCER **PARKS**

Project Number:	20523
Department:	PARKS AND RECREATION
Location:	NORTH BEACH
Description:	Stillwater park sports lighting and micro soccer fields
Projected date range:	10/01/2024 to 09/30/2025

II. Cost Summary

Cost Summary	Previous Years	FY 2020/21	FY 2021/22	FY 2022/23	FY 2023/24	FY 2024/25	Future	Total
CONSTRUCTION	-	-	-	-	-	481,000	-	481,000
Total:	**-**	**-**	**-**	**-**	**-**	**481,000**	**-**	**481,000**

III. Fund Summary

Fund Summary	Previous Years	FY 2020/21	FY 2021/22	FY 2022/23	FY 2023/24	FY 2024/25	Future	Total
302 PAY-AS-YOU-GO	-	-	-	-	-	481,000	-	481,000
Total:	**-**	**-**	**-**	**-**	**-**	**481,000**	**-**	**481,000**

MIAMIBEACH

CITY OF MIAMI BEACH
FY 2021 - 2025 Capital Budget and 5-Year Capital Improvement Plan

I. General

STILLWATER PLAYGROUND REPLACEMENT **PARKS**

Project Number:	60323
Department:	PARKS AND RECREATION
Location:	NORTH BEACH
Description:	Replacement of playground equipment.
Projected date range:	10/01/2023 to 09/30/2024

II. Cost Summary

Cost Summary	Previous Years	FY 2020/21	FY 2021/22	FY 2022/23	FY 2023/24	FY 2024/25	Future	Total
EQUIPMENT	-	-	-	-	570,000	-	-	570,000
Total:	**-**	**-**	**-**	**-**	**570,000**	**-**	**-**	**570,000**

III. Fund Summary

Fund Summary	Previous Years	FY 2020/21	FY 2021/22	FY 2022/23	FY 2023/24	FY 2024/25	Future	Total
302 PAY-AS-YOU-GO	-	-	-	-	570,000	-	-	570,000
Total:	**-**	**-**	**-**	**-**	**570,000**	**-**	**-**	**570,000**

MIAMIBEACH

CITY OF MIAMI BEACH
FY 2021 - 2025 Capital Budget and 5-Year Capital Improvement Plan

I. General

SUPER BOWL ENHANCEMENTS LUMMUS PK **PARKS**

Project Number:	69020
Department:	PARKS AND RECREATION
Location:	SOUTH BEACH
Description:	Super Bowl landscaping & Park improvements at Lummus Park
Projected date range:	10/01/2019 to 12/31/2020

II. Cost Summary

Cost Summary	Previous Years	FY 2020/21	FY 2021/22	FY 2022/23	FY 2023/24	FY 2024/25	Future	Total
CONTRACTED SERVICES REPAIR	250,000	-	-	-	-	-	-	250,000
Total:	**250,000**	**-**	**-**	**-**	**-**	**-**	**-**	**250,000**

III. Fund Summary

Fund Summary	Previous Years	FY 2020/21	FY 2021/22	FY 2022/23	FY 2023/24	FY 2024/25	Future	Total
305 SB QUALITY OF LIFE REST.TAX 1%	250,000	-	-	-	-	-	-	250,000
Total:	**250,000**	**-**	**-**	**-**	**-**	**-**	**-**	**250,000**

MIAMIBEACH

CITY OF MIAMI BEACH
FY 2021 - 2025 Capital Budget and 5-Year Capital Improvement Plan

I. General

WEST LOTS 85-86 ST CONVERSION **PARKS**

Project Number:	21022
Department:	PARKS AND RECREATION
Location:	NORTH BEACH
Description:	West lots (85th & 86th Street) to multi-use 12U soccer field and micro soccer field
Projected date range:	10/01/2024 to 09/30/2025

II. Cost Summary

Cost Summary	Previous Years	FY 2020/21	FY 2021/22	FY 2022/23	FY 2023/24	FY 2024/25	Future	Total
CONSTRUCTION	-	-	-	-	-	2,436,100	-	2,436,100
Total:	**-**	**-**	**-**	**-**	**-**	**2,436,100**	**-**	**2,436,100**

III. Fund Summary

Fund Summary	Previous Years	FY 2020/21	FY 2021/22	FY 2022/23	FY 2023/24	FY 2024/25	Future	Total
302 PAY-AS-YOU-GO	-	-	-	-	-	2,436,100	-	2,436,100
Total:	**-**	**-**	**-**	**-**	**-**	**2,436,100**	**-**	**2,436,100**

MIAMIBEACH

MIAMIBEACH

CITY OF MIAMI BEACH
FY 2021 - 2025 Capital Budget and 5-Year Capital Improvement Plan

I. General

10TH ST AUDITORIUM COATING OF ROOF **RENEWAL & REPLACEMENT**

Project Number:	62217
Department:	PROPERTY MANAGEMENT
Location:	SOUTH BEACH
Description:	The project will re-coat the top roof segments of the Art Deco Welcome Center located 1001 Ocean Drive.
Projected date range:	10/01/2020 to 09/30/2021

II. Cost Summary

Cost Summary	Previous Years	FY 2020/21	FY 2021/22	FY 2022/23	FY 2023/24	FY 2024/25	Future	Total
CONTRACTED SERVICES REPAIR	-	62,323	-	-	-	-	-	62,323
DESIGN AND ENGINEERING	-	3,000	-	-	-	-	-	3,000
OIG FUNDING	-	327	-	-	-	-	-	327
Total:	**-**	**65,650**	**-**	**-**	**-**	**-**	**-**	**65,650**

III. Fund Summary

Fund Summary	Previous Years	FY 2020/21	FY 2021/22	FY 2022/23	FY 2023/24	FY 2024/25	Future	Total
305 SB QUALITY OF LIFE REST.TAX 1%	-	65,650	-	-	-	-	-	65,650
Total:	**-**	**65,650**	**-**	**-**	**-**	**-**	**-**	**65,650**

MIAMIBEACH

CITY OF MIAMI BEACH
FY 2021 - 2025 Capital Budget and 5-Year Capital Improvement Plan

I. General

10TH ST AUDITORIUM HEAT PUMP RENEWL **RENEWAL & REPLACEMENT**

Project Number:	64521
Department:	PROPERTY MANAGEMENT
Location:	SOUTH BEACH
Description:	This project is to replace the existing heat pumps and ancillary HVAC/electrical components at the 10 Street Auditorium.
Projected date range:	10/01/2020 to 09/30/2021

II. Cost Summary

Cost Summary	Previous Years	FY 2020/21	FY 2021/22	FY 2022/23	FY 2023/24	FY 2024/25	Future	Total
CONTRACTED SERVICES REPAIR	-	190,945	-	-	-	-	-	190,945
OIG FUNDING	-	955	-	-	-	-	-	955
Total:	**-**	**191,900**	**-**	**-**	**-**	**-**	**-**	**191,900**

III. Fund Summary

Fund Summary	Previous Years	FY 2020/21	FY 2021/22	FY 2022/23	FY 2023/24	FY 2024/25	Future	Total
305 SB QUALITY OF LIFE REST.TAX 1%	-	191,900	-	-	-	-	-	191,900
Total:	**-**	**191,900**	**-**	**-**	**-**	**-**	**-**	**191,900**

MIAMIBEACH

CITY OF MIAMI BEACH
FY 2021 - 2025 Capital Budget and 5-Year Capital Improvement Plan

I. General

10TH ST AUDITORIUM LED UPGRADE **RENEWAL & REPLACEMENT**

Project Number:	63122
Department:	PROPERTY MANAGEMENT
Location:	SOUTH BEACH
Description:	Upgrade to LED lighting the Art Deco Center 1st and 2nd Floors
Projected date range:	10/01/2021 to 09/30/2022

II. Cost Summary

Cost Summary	Previous Years	FY 2020/21	FY 2021/22	FY 2022/23	FY 2023/24	FY 2024/25	Future	Total
CONTRACTED SERVICES REPAIR	-	-	143,400	-	-	-	-	143,400
Total:	**-**	**-**	**143,400**	**-**	**-**	**-**	**-**	**143,400**

III. Fund Summary

Fund Summary	Previous Years	FY 2020/21	FY 2021/22	FY 2022/23	FY 2023/24	FY 2024/25	Future	Total
125 CAPITAL RENEWAL & REPLACEMENT	-	-	143,400	-	-	-	-	143,400
Total:	**-**	**-**	**143,400**	**-**	**-**	**-**	**-**	**143,400**

MIAMIBEACH

CITY OF MIAMI BEACH
FY 2021 - 2025 Capital Budget and 5-Year Capital Improvement Plan

I. General

10TH ST AUDITORIUM-LOUVER **RENEWAL & REPLACEMENT**

Project Number:	63720
Department:	PROPERTY MANAGEMENT
Location:	SOUTH BEACH
Description:	Replace louvers with new for beautification and safety issues due to rust.
Projected date range:	10/01/2021 to 09/30/2022

II. Cost Summary

Cost Summary	Previous Years	FY 2020/21	FY 2021/22	FY 2022/23	FY 2023/24	FY 2024/25	Future	Total
CONTRACTED SERVICES REPAIR	-	-	50,000	-	-	-	-	50,000
Total:	**-**	**-**	**50,000**	**-**	**-**	**-**	**-**	**50,000**

III. Fund Summary

Fund Summary	Previous Years	FY 2020/21	FY 2021/22	FY 2022/23	FY 2023/24	FY 2024/25	Future	Total
125 CAPITAL RENEWAL & REPLACEMENT	-	-	50,000	-	-	-	-	50,000
Total:	**-**	**-**	**50,000**	**-**	**-**	**-**	**-**	**50,000**

MIAMIBEACH

CITY OF MIAMI BEACH
FY 2021 - 2025 Capital Budget and 5-Year Capital Improvement Plan

I. General

10TH ST. AUDIT. ENTRANCE DRAINAGE **RENEWAL & REPLACEMENT**

Project Number:	61921
Department:	PROPERTY MANAGEMENT
Location:	SOUTH BEACH
Description:	10th Street Auditorium entrance drainage installation
Projected date range:	10/01/2021 to 09/30/2022

II. Cost Summary

Cost Summary	Previous Years	FY 2020/21	FY 2021/22	FY 2022/23	FY 2023/24	FY 2024/25	Future	Total
CONTRACTED SERVICES REPAIR	-	-	250,000	-	-	-	-	250,000
Total:	**-**	**-**	**250,000**	**-**	**-**	**-**	**-**	**250,000**

III. Fund Summary

Fund Summary	Previous Years	FY 2020/21	FY 2021/22	FY 2022/23	FY 2023/24	FY 2024/25	Future	Total
125 CAPITAL RENEWAL & REPLACEMENT	-	-	250,000	-	-	-	-	250,000
Total:	**-**	**-**	**250,000**	**-**	**-**	**-**	**-**	**250,000**

MIAMIBEACH

CITY OF MIAMI BEACH
FY 2021 - 2025 Capital Budget and 5-Year Capital Improvement Plan

I. General

12TH STREET PARKING LIGHTING (LED) **RENEWAL & REPLACEMENT**

Project Number: 62118
Department: PROPERTY MANAGEMENT
Location: SOUTH BEACH
Description: Replacement of inefficient lighting system with a high efficiency LED system that will provide a safer well lit interior environment in the garage.

Projected date range: 10/01/2017 to 12/31/2020

II. Cost Summary

Cost Summary	Previous Years	FY 2020/21	FY 2021/22	FY 2022/23	FY 2023/24	FY 2024/25	Future	Total
OTHER CONTRACTUAL SERVICES	64,000	-	-	-	-	-	-	64,000
Total:	**64,000**	**-**	**-**	**-**	**-**	**-**	**-**	**64,000**

III. Fund Summary

Fund Summary	Previous Years	FY 2020/21	FY 2021/22	FY 2022/23	FY 2023/24	FY 2024/25	Future	Total
490 PARKING CAPITAL NOT BONDS	64,000	-	-	-	-	-	-	64,000
Total:	**64,000**	**-**	**-**	**-**	**-**	**-**	**-**	**64,000**

MIAMIBEACH

CITY OF MIAMI BEACH
FY 2021 - 2025 Capital Budget and 5-Year Capital Improvement Plan

I. General

1701 MERIDIAN AVE 50 YEAR RECERTIFI **RENEWAL & REPLACEMENT**

Project Number: 63921

Department: PROPERTY MANAGEMENT

Location: SOUTH BEACH

Description: 1701 Meridian Ave (777 Building) is overdue for its 50-year recertification. Structural and electrical inspections completed by engineering firms determined that some repairs need to be completed before this building could be re-certified The scope of this project includes the correction of several structural and electrical deficiencies outlined by the assessments and specifications report presented by BCC Engineering and TLC Engineering.

Projected date range: 10/01/2020 to 09/30/2021

II. Cost Summary

Cost Summary	Previous Years	FY 2020/21	FY 2021/22	FY 2022/23	FY 2023/24	FY 2024/25	Future	Total
CONTRACTED SERVICES REPAIR	-	50,250	-	-	-	-	-	50,250
OIG FUNDING	-	250	-	-	-	-	-	250
Total:	**-**	**50,500**	**-**	**-**	**-**	**-**	**-**	**50,500**

III. Fund Summary

Fund Summary	Previous Years	FY 2020/21	FY 2021/22	FY 2022/23	FY 2023/24	FY 2024/25	Future	Total
125 CAPITAL RENEWAL & REPLACEMENT	-	50,500	-	-	-	-	-	50,500
Total:	**-**	**50,500**	**-**	**-**	**-**	**-**	**-**	**50,500**

MIAMIBEACH

CITY OF MIAMI BEACH
FY 2021 - 2025 Capital Budget and 5-Year Capital Improvement Plan

I. General

1755 MERIDIAN AVE OFFICE SECURITY **RENEWAL & REPLACEMENT**

Project Number:	67518
Department:	PROPERTY MANAGEMENT
Location:	SOUTH BEACH
Description:	1755 Meridian Ave-2nd floor parking office security enclosure.
Projected date range:	10/01/2019 to 03/01/2021

II. Cost Summary

Cost Summary	Previous Years	FY 2020/21	FY 2021/22	FY 2022/23	FY 2023/24	FY 2024/25	Future	Total
CONTRACTED SERVICES REPAIR	35,000	-	-	-	-	-	-	35,000
Total:	**35,000**	**-**	**-**	**-**	**-**	**-**	**-**	**35,000**

III. Fund Summary

Fund Summary	Previous Years	FY 2020/21	FY 2021/22	FY 2022/23	FY 2023/24	FY 2024/25	Future	Total
490 PARKING CAPITAL NOT BONDS	35,000	-	-	-	-	-	-	35,000
Total:	**35,000**	**-**	**-**	**-**	**-**	**-**	**-**	**35,000**

MIAMIBEACH

CITY OF MIAMI BEACH
FY 2021 - 2025 Capital Budget and 5-Year Capital Improvement Plan

I. General

1755 MERIDIAN-CHILLER REPLACEMENT **RENEWAL & REPLACEMENT**

Project Number:	63719
Department:	PROPERTY MANAGEMENT
Location:	SOUTH BEACH
Description:	Current chiller has reached the end of its useful life.
Projected date range:	10/01/2018 to 12/31/2020

II. Cost Summary

Cost Summary	Previous Years	FY 2020/21	FY 2021/22	FY 2022/23	FY 2023/24	FY 2024/25	Future	Total
EQUIPMENT	209,445	-	-	-	-	-	-	209,445
OIG FUNDING	1,600	-	-	-	-	-	-	1,600
Total:	**211,045**	**-**	**-**	**-**	**-**	**-**	**-**	**211,045**

III. Fund Summary

Fund Summary	Previous Years	FY 2020/21	FY 2021/22	FY 2022/23	FY 2023/24	FY 2024/25	Future	Total
302 PAY-AS-YOU-GO	211,045	-	-	-	-	-	-	211,045
Total:	**211,045**	**-**	**-**	**-**	**-**	**-**	**-**	**211,045**

MIAMIBEACH

CITY OF MIAMI BEACH
FY 2021 - 2025 Capital Budget and 5-Year Capital Improvement Plan

I. General

1755 ROOF REPLACEMENT **RENEWAL & REPLACEMENT**

Project Number:	63822
Department:	PROPERTY MANAGEMENT
Location:	SOUTH BEACH
Description:	To renew the 1755 Meridian Roof that is aging and failing in certain sections.
Projected date range:	10/01/2021 to 09/30/2022

II. Cost Summary

Cost Summary	Previous Years	FY 2020/21	FY 2021/22	FY 2022/23	FY 2023/24	FY 2024/25	Future	Total
CONTRACTED SERVICES REPAIR	-	-	222,920	-	-	-	-	222,920
Total:	**-**	**-**	**222,920**	**-**	**-**	**-**	**-**	**222,920**

III. Fund Summary

Fund Summary	Previous Years	FY 2020/21	FY 2021/22	FY 2022/23	FY 2023/24	FY 2024/25	Future	Total
302 PAY-AS-YOU-GO	-	-	222,920	-	-	-	-	222,920
Total:	**-**	**-**	**222,920**	**-**	**-**	**-**	**-**	**222,920**

MIAMIBEACH

CITY OF MIAMI BEACH
FY 2021 - 2025 Capital Budget and 5-Year Capital Improvement Plan

I. General

28TH STREET OBELISK STABILIZATION **RENEWAL & REPLACEMENT**

Project Number: 20110

Department: PROPERTY MANAGEMENT

Location: MIDDLE BEACH

Description: The project includes the structural repairs and necessary reinforcements of the structural components of the monument (beams, columns and perimeter walls). The structural supporting concrete beams of the obelisk are located in the former pump room, these beams in the pump room are delaminating due to the severe spalling. Underneath the pump room, there's another room which is currently buried, this lower room's beams, columns and perimeter walls, are part of the monument's structure and their condition will be evaluated for possible damages. Attached to the west side of the original building there is a small structure that was added later, it will be demolish in order to observe & repair the west facade of the original building. Location: 300 W. 28th Street.

Projected date range: 10/01/2015 to 12/31/2020

II. Cost Summary

Cost Summary	Previous Years	FY 2020/21	FY 2021/22	FY 2022/23	FY 2023/24	FY 2024/25	Future	Total
CAPITAL MISCELLANEOUS	30,000	-	-	-	-	-	-	30,000
CONSTRUCTION	297,503	-	-	-	-	-	-	297,503
CONSTRUCTION MANAGEMENT	17,280	-	-	-	-	-	-	17,280
DESIGN AND ENGINEERING	282,497	-	-	-	-	-	-	282,497
TRANSFER OUT	4,500	-	-	-	-	-	-	4,500
Total:	**631,780**	**-**	**-**	**-**	**-**	**-**	**-**	**631,780**

III. Fund Summary

Fund Summary	Previous Years	FY 2020/21	FY 2021/22	FY 2022/23	FY 2023/24	FY 2024/25	Future	Total
301 CAP. PROJ. NOT FINANCED BY BON	381,780	-	-	-	-	-	-	381,780
306 MB QUALITY OF LIFE RESO.TX 1%	250,000	-	-	-	-	-	-	250,000
Total:	**631,780**	**-**	**-**	**-**	**-**	**-**	**-**	**631,780**

MIAMIBEACH

CITY OF MIAMI BEACH
FY 2021 - 2025 Capital Budget and 5-Year Capital Improvement Plan

I. General

41ST STREET FOUNTAIN RESTORATION **RENEWAL & REPLACEMENT**

Project Number:	61919
Department:	PROPERTY MANAGEMENT
Location:	MIDDLE BEACH
Description:	This project entails the complete restoration of the 41st Street Fountain.
Projected date range:	10/01/2018 to 12/31/2021

II. Cost Summary

Cost Summary	Previous Years	FY 2020/21	FY 2021/22	FY 2022/23	FY 2023/24	FY 2024/25	Future	Total
GRANT MATCH	80,400	-	-	-	-	-	-	80,400
PROFESSIONAL SERVICES	1,600	-	-	-	-	-	-	1,600
Total:	**82,000**	**-**	**-**	**-**	**-**	**-**	**-**	**82,000**

III. Fund Summary

Fund Summary	Previous Years	FY 2020/21	FY 2021/22	FY 2022/23	FY 2023/24	FY 2024/25	Future	Total
306 MB QUALITY OF LIFE RESO.TX 1%	82,000	-	-	-	-	-	-	82,000
Total:	**82,000**	**-**	**-**	**-**	**-**	**-**	**-**	**82,000**

MIAMIBEACH

CITY OF MIAMI BEACH
FY 2021 - 2025 Capital Budget and 5-Year Capital Improvement Plan

I. General

7 STREET GARAGE UPS BATTERY SYSTEM **RENEWAL & REPLACEMENT**

Project Number:	65121
Department:	PROPERTY MANAGEMENT
Location:	SOUTH BEACH
Description:	As determined by VFA assessment, the emergency power system comprised of a medium sized Uninterruptible Power Supply (UPS) and feeder is beyond useful life. The City has an obligation to maintain the emergency lighting and power systems in all of its facilities. The replacement of this system is crucial to avoid any life safety issues during an evacuation or loss of power.
Projected date range:	10/01/2020 to 09/30/2021

II. Cost Summary

Cost Summary	Previous Years	FY 2020/21	FY 2021/22	FY 2022/23	FY 2023/24	FY 2024/25	Future	Total
CONTRACTED SERVICES REPAIR	-	60,270	-	-	-	-	-	60,270
DESIGN AND ENGINEERING	-	6,000	-	-	-	-	-	6,000
OIG FUNDING	-	330	-	-	-	-	-	330
Total:	**-**	**66,600**	**-**	**-**	**-**	**-**	**-**	**66,600**

III. Fund Summary

Fund Summary	Previous Years	FY 2020/21	FY 2021/22	FY 2022/23	FY 2023/24	FY 2024/25	Future	Total
142 7TH STREET GARAGE	-	66,600	-	-	-	-	-	66,600
Total:	**-**	**66,600**	**-**	**-**	**-**	**-**	**-**	**66,600**

MIAMIBEACH

CITY OF MIAMI BEACH
FY 2021 - 2025 Capital Budget and 5-Year Capital Improvement Plan

I. General

71ST STREET WELCOME SIGN RENOVATION **RENEWAL & REPLACEMENT**

Project Number:	61321
Department:	PROPERTY MANAGEMENT
Location:	NORTH BEACH
Description:	Renovation to the 71st street welcome sign
Projected date range:	10/01/2021 to 09/30/2022

II. Cost Summary

Cost Summary	Previous Years	FY 2020/21	FY 2021/22	FY 2022/23	FY 2023/24	FY 2024/25	Future	Total
CONTRACTED SERVICES REPAIR	-	-	40,000	-	-	-	-	40,000
Total:	**-**	**-**	**40,000**	**-**	**-**	**-**	**-**	**40,000**

III. Fund Summary

Fund Summary	Previous Years	FY 2020/21	FY 2021/22	FY 2022/23	FY 2023/24	FY 2024/25	Future	Total
125 CAPITAL RENEWAL & REPLACEMENT	-	-	40,000	-	-	-	-	40,000
Total:	**-**	**-**	**40,000**	**-**	**-**	**-**	**-**	**40,000**

MIAMIBEACH

CITY OF MIAMI BEACH
FY 2021 - 2025 Capital Budget and 5-Year Capital Improvement Plan

I. General

777 BUILDING HVAC 4TH FLOOR **RENEWAL & REPLACEMENT**

Project Number:	67240
Department:	PROPERTY MANAGEMENT
Location:	SOUTH BEACH
Description:	Provide and install Variable Air Volume Dampers throughout floor. Once completed, this will provide Property Management with the ability to manage the air flow throughout the floor.
Projected date range:	10/01/2015 to 12/31/2020

II. Cost Summary

Cost Summary	Previous Years	FY 2020/21	FY 2021/22	FY 2022/23	FY 2023/24	FY 2024/25	Future	Total
CONTRACTED SERVICES REPAIR	162,121	-	-	-	-	-	-	162,121
RENOVATION	7,879	-	-	-	-	-	-	7,879
Total:	**170,000**	**-**	**-**	**-**	**-**	**-**	**-**	**170,000**

III. Fund Summary

Fund Summary	Previous Years	FY 2020/21	FY 2021/22	FY 2022/23	FY 2023/24	FY 2024/25	Future	Total
125 CAPITAL RENEWAL & REPLACEMENT	170,000	-	-	-	-	-	-	170,000
Total:	**170,000**	**-**	**-**	**-**	**-**	**-**	**-**	**170,000**

MIAMIBEACH

CITY OF MIAMI BEACH
FY 2021 - 2025 Capital Budget and 5-Year Capital Improvement Plan

I. General

777 FIRE PREVENTION FLOORING RENEWL **RENEWAL & REPLACEMENT**

Project Number:	62722
Department:	PROPERTY MANAGEMENT
Location:	SOUTH BEACH
Description:	To install new carpeting in the fire prevention offices and dispose of existing carpeting
Projected date range:	10/01/2021 to 09/30/2022

II. Cost Summary

Cost Summary	Previous Years	FY 2020/21	FY 2021/22	FY 2022/23	FY 2023/24	FY 2024/25	Future	Total
CONTRACTED SERVICES REPAIR	-	-	40,400	-	-	-	-	40,400
Total:	**-**	**-**	**40,400**	**-**	**-**	**-**	**-**	**40,400**

III. Fund Summary

Fund Summary	Previous Years	FY 2020/21	FY 2021/22	FY 2022/23	FY 2023/24	FY 2024/25	Future	Total
125 CAPITAL RENEWAL & REPLACEMENT	-	-	40,400	-	-	-	-	40,400
Total:	**-**	**-**	**40,400**	**-**	**-**	**-**	**-**	**40,400**

MIAMIBEACH

CITY OF MIAMI BEACH
FY 2021 - 2025 Capital Budget and 5-Year Capital Improvement Plan

I. General

777 FOUNTAIN/ COURTYARD RENOVATIONS **RENEWAL & REPLACEMENT**

Project Number:	64022
Department:	PROPERTY MANAGEMENT
Location:	SOUTH BEACH
Description:	Complete renovation of the 777 building's fountain and landscape improvement plan to create a pedestrian "park" area.
Projected date range:	10/01/2021 to 09/30/2022

II. Cost Summary

Cost Summary	Previous Years	FY 2020/21	FY 2021/22	FY 2022/23	FY 2023/24	FY 2024/25	Future	Total
CONTRACTED SERVICES REPAIR	-	-	130,650	-	-	-	-	130,650
Total:	**-**	**-**	**130,650**	**-**	**-**	**-**	**-**	**130,650**

III. Fund Summary

Fund Summary	Previous Years	FY 2020/21	FY 2021/22	FY 2022/23	FY 2023/24	FY 2024/25	Future	Total
302 PAY-AS-YOU-GO	-	-	130,650	-	-	-	-	130,650
Total:	**-**	**-**	**130,650**	**-**	**-**	**-**	**-**	**130,650**

MIAMIBEACH

CITY OF MIAMI BEACH
FY 2021 - 2025 Capital Budget and 5-Year Capital Improvement Plan

I. General

ANCHOR GAR.-FIRE ALARM REPLACEMENT **RENEWAL & REPLACEMENT**

Project Number: 66918
Department: PROPERTY MANAGEMENT
Location: SOUTH BEACH
Description: This projects consists of the replacement of the fire alarm system at Anchor Garage. Due to Florida Building Code and National Fire Protection code changes the scope of the project has increased to additional devices and communication services.
Projected date range: 10/01/2019 to 09/30/2021

II. Cost Summary

Cost Summary	Previous Years	FY 2020/21	FY 2021/22	FY 2022/23	FY 2023/24	FY 2024/25	Future	Total
CONTRACTED SERVICES REPAIR	91,822	100,498	-	-	-	-	-	192,320
DESIGN AND ENGINEERING	27,178	-	-	-	-	-	-	27,178
OIG FUNDING	1,000	502	-	-	-	-	-	1,502
Total:	**120,000**	**101,000**	**-**	**-**	**-**	**-**	**-**	**221,000**

III. Fund Summary

Fund Summary	Previous Years	FY 2020/21	FY 2021/22	FY 2022/23	FY 2023/24	FY 2024/25	Future	Total
463 RDA- GARAGE FUND	120,000	101,000	-	-	-	-	-	221,000
Total:	**120,000**	**101,000**	**-**	**-**	**-**	**-**	**-**	**221,000**

MIAMIBEACH

CITY OF MIAMI BEACH
FY 2021 - 2025 Capital Budget and 5-Year Capital Improvement Plan

I. General

ANCHOR GARAGE-STAIRWELL DOORS **RENEWAL & REPLACEMENT**

Project Number:	67018
Department:	PROPERTY MANAGEMENT
Location:	SOUTH BEACH
Description:	Anchor garage-replacement of stairwell doors
Projected date range:	10/01/2019 to 12/31/2020

II. Cost Summary

Cost Summary	Previous Years	FY 2020/21	FY 2021/22	FY 2022/23	FY 2023/24	FY 2024/25	Future	Total
CONTRACTED SERVICES REPAIR	27,000	-	-	-	-	-	-	27,000
Total:	**27,000**	**-**	**-**	**-**	**-**	**-**	**-**	**27,000**

III. Fund Summary

Fund Summary	Previous Years	FY 2020/21	FY 2021/22	FY 2022/23	FY 2023/24	FY 2024/25	Future	Total
463 RDA- GARAGE FUND	27,000	-	-	-	-	-	-	27,000
Total:	**27,000**	**-**	**-**	**-**	**-**	**-**	**-**	**27,000**

MIAMIBEACH

CITY OF MIAMI BEACH
FY 2021 - 2025 Capital Budget and 5-Year Capital Improvement Plan

I. General

BASS MUSEUM - FIRE PUMP REPLACEMENT **RENEWAL & REPLACEMENT**

Project Number:	65118
Department:	PROPERTY MANAGEMENT
Location:	MIDDLE BEACH
Description:	The existing fire and jockey pumps at the Bass Museum are in dire need of replacement. The pumps and controls are quickly reaching the end of their service life.
Projected date range:	07/27/2018 to 12/31/2020

II. Cost Summary

Cost Summary	Previous Years	FY 2020/21	FY 2021/22	FY 2022/23	FY 2023/24	FY 2024/25	Future	Total
OTHER OPERATING	9,381	-	-	-	-	-	-	9,381
RENEW AND REPLACEMENT	62,619	-	-	-	-	-	-	62,619
Total:	**72,000**	**-**	**-**	**-**	**-**	**-**	**-**	**72,000**

III. Fund Summary

Fund Summary	Previous Years	FY 2020/21	FY 2021/22	FY 2022/23	FY 2023/24	FY 2024/25	Future	Total
365 CITY CENTER RDA CAP FUND	72,000	-	-	-	-	-	-	72,000
Total:	**72,000**	**-**	**-**	**-**	**-**	**-**	**-**	**72,000**

MIAMIBEACH

CITY OF MIAMI BEACH
FY 2021 - 2025 Capital Budget and 5-Year Capital Improvement Plan

I. General

BASS MUSEUM - FREIGHT ELEVATOR **RENEWAL & REPLACEMENT**

Project Number:	62419
Department:	PROPERTY MANAGEMENT
Location:	SOUTH BEACH
Description:	Elevator suffered extensive damage during the expansion and renovation process. Controls have exceeded its useful life.
Projected date range:	10/01/2018 to 12/31/2020

II. Cost Summary

Cost Summary	Previous Years	FY 2020/21	FY 2021/22	FY 2022/23	FY 2023/24	FY 2024/25	Future	Total
CONTRACTED SERVICES REPAIR	100,000	-	-	-	-	-	-	100,000
Total:	**100,000**	**-**	**-**	**-**	**-**	**-**	**-**	**100,000**

III. Fund Summary

Fund Summary	Previous Years	FY 2020/21	FY 2021/22	FY 2022/23	FY 2023/24	FY 2024/25	Future	Total
305 SB QUALITY OF LIFE REST.TAX 1%	100,000	-	-	-	-	-	-	100,000
Total:	**100,000**	**-**	**-**	**-**	**-**	**-**	**-**	**100,000**

MIAMIBEACH

CITY OF MIAMI BEACH
FY 2021 - 2025 Capital Budget and 5-Year Capital Improvement Plan

I. General

BASS MUSEUM - ROOF REPLACEMENT **RENEWAL & REPLACEMENT**

Project Number:	62119
Department:	PROPERTY MANAGEMENT
Location:	MIDDLE BEACH
Description:	Complete re-roof of facility.
Projected date range:	10/01/2018 to 12/31/2020

II. Cost Summary

Cost Summary	Previous Years	FY 2020/21	FY 2021/22	FY 2022/23	FY 2023/24	FY 2024/25	Future	Total
CONTRACTED SERVICES REPAIR	397,000	-	-	-	-	-	-	397,000
Total:	**397,000**	**-**	**-**	**-**	**-**	**-**	**-**	**397,000**

III. Fund Summary

Fund Summary	Previous Years	FY 2020/21	FY 2021/22	FY 2022/23	FY 2023/24	FY 2024/25	Future	Total
305 SB QUALITY OF LIFE REST.TAX 1%	397,000	-	-	-	-	-	-	397,000
Total:	**397,000**	**-**	**-**	**-**	**-**	**-**	**-**	**397,000**

MIAMIBEACH

CITY OF MIAMI BEACH
FY 2021 - 2025 Capital Budget and 5-Year Capital Improvement Plan

I. General

BASS MUSEUM CONDENSER WATER PUMPS **RENEWAL & REPLACEMENT**

Project Number:	64321
Department:	PROPERTY MANAGEMENT
Location:	MIDDLE BEACH
Description:	The project will consist of replacing the primary and secondary condensing water pumps inside the cooling tower. Both pumps are 15hp and due to configuration, the optimal way of removing may require using a crane to remove the old pumps and crane in the new ones.
Projected date range:	10/01/2020 to 09/30/2021

II. Cost Summary

Cost Summary	Previous Years	FY 2020/21	FY 2021/22	FY 2022/23	FY 2023/24	FY 2024/25	Future	Total
CONTRACTED SERVICES REPAIR	-	45,224	-	-	-	-	-	45,224
OIG FUNDING	-	226	-	-	-	-	-	226
Total:	**-**	**45,450**	**-**	**-**	**-**	**-**	**-**	**45,450**

III. Fund Summary

Fund Summary	Previous Years	FY 2020/21	FY 2021/22	FY 2022/23	FY 2023/24	FY 2024/25	Future	Total
305 SB QUALITY OF LIFE REST.TAX 1%	-	45,450	-	-	-	-	-	45,450
Total:	**-**	**45,450**	**-**	**-**	**-**	**-**	**-**	**45,450**

MIAMIBEACH

CITY OF MIAMI BEACH
FY 2021 - 2025 Capital Budget and 5-Year Capital Improvement Plan

I. General

BASS MUSEUM EMERGENCY GENERATOR **RENEWAL & REPLACEMENT**

Project Number:	67360
Department:	PROPERTY MANAGEMENT
Location:	MIDDLE BEACH
Description:	Remove existing emergency generator and associated switch gear and replace with new of the same.
Projected date range:	10/01/2015 to 12/31/2020

II. Cost Summary

Cost Summary	Previous Years	FY 2020/21	FY 2021/22	FY 2022/23	FY 2023/24	FY 2024/25	Future	Total
CONTRACTED SERVICES REPAIR	11,871	-	-	-	-	-	-	11,871
EQUIPMENT	135,474	-	-	-	-	-	-	135,474
OTHER OPERATING	2,655	-	-	-	-	-	-	2,655
Total:	**150,000**	**-**	**-**	**-**	**-**	**-**	**-**	**150,000**

III. Fund Summary

Fund Summary	Previous Years	FY 2020/21	FY 2021/22	FY 2022/23	FY 2023/24	FY 2024/25	Future	Total
305 SB QUALITY OF LIFE REST.TAX 1%	150,000	-	-	-	-	-	-	150,000
Total:	**150,000**	**-**	**-**	**-**	**-**	**-**	**-**	**150,000**

MIAMIBEACH

CITY OF MIAMI BEACH
FY 2021 - 2025 Capital Budget and 5-Year Capital Improvement Plan

I. General

BASS MUSEUM EXTERIOR WALL REPAIRS **RENEWAL & REPLACEMENT**

Project Number:	62922
Department:	PROPERTY MANAGEMENT
Location:	MIDDLE BEACH
Description:	The project will consist of repairing the walls along Park Ave. and replacing the cracked decorative coquina tiles along the base.
Projected date range:	10/01/2021 to 09/30/2022

II. Cost Summary

Cost Summary	Previous Years	FY 2020/21	FY 2021/22	FY 2022/23	FY 2023/24	FY 2024/25	Future	Total
CONTRACTED SERVICES REPAIR	-	-	38,380	-	-	-	-	38,380
Total:	**-**	**-**	**38,380**	**-**	**-**	**-**	**-**	**38,380**

III. Fund Summary

Fund Summary	Previous Years	FY 2020/21	FY 2021/22	FY 2022/23	FY 2023/24	FY 2024/25	Future	Total
125 CAPITAL RENEWAL & REPLACEMENT	-	-	38,380	-	-	-	-	38,380
Total:	**-**	**-**	**38,380**	**-**	**-**	**-**	**-**	**38,380**

MIAMIBEACH

CITY OF MIAMI BEACH
FY 2021 - 2025 Capital Budget and 5-Year Capital Improvement Plan

I. General

BASS MUSEUM GENERATOR **RENEWAL & REPLACEMENT**

Project Number:	25980
Department:	PROPERTY MANAGEMENT
Location:	MIDDLE BEACH
Description:	Generator Replacement -- Replace generator due to age. This project was selected based on critical to continued operations and beyond useful life criteria.
Projected date range:	10/01/2015 to 12/31/2020

II. Cost Summary

Cost Summary	Previous Years	FY 2020/21	FY 2021/22	FY 2022/23	FY 2023/24	FY 2024/25	Future	Total
CONTINGENCY	4,707	-	-	-	-	-	-	4,707
EQUIPMENT	66,037	-	-	-	-	-	-	66,037
RENOVATION	47,072	-	-	-	-	-	-	47,072
Total:	**117,816**	**-**	**-**	**-**	**-**	**-**	**-**	**117,816**

III. Fund Summary

Fund Summary	Previous Years	FY 2020/21	FY 2021/22	FY 2022/23	FY 2023/24	FY 2024/25	Future	Total
365 CITY CENTER RDA CAP FUND	117,816	-	-	-	-	-	-	117,816
Total:	**117,816**	**-**	**-**	**-**	**-**	**-**	**-**	**117,816**

MIAMIBEACH

CITY OF MIAMI BEACH
FY 2021 - 2025 Capital Budget and 5-Year Capital Improvement Plan

I. General

BASS MUSEUM HYDRAULIC ELEVATOR **RENEWAL & REPLACEMENT**

Project Number:	26010
Department:	PROPERTY MANAGEMENT
Location:	MIDDLE BEACH
Description:	Hydraulic Elevator Replacement -- Replace Hydraulic Elevator due to age. This project was selected based on critical to continued operations and beyond useful life criteria.
Projected date range:	10/01/2015 to 12/31/2020

II. Cost Summary

Cost Summary	Previous Years	FY 2020/21	FY 2021/22	FY 2022/23	FY 2023/24	FY 2024/25	Future	Total
CONTINGENCY	6,012	-	-	-	-	-	-	6,012
RENOVATION	60,115	-	-	-	-	-	-	60,115
Total:	**66,127**	**-**	**-**	**-**	**-**	**-**	**-**	**66,127**

III. Fund Summary

Fund Summary	Previous Years	FY 2020/21	FY 2021/22	FY 2022/23	FY 2023/24	FY 2024/25	Future	Total
365 CITY CENTER RDA CAP FUND	66,127	-	-	-	-	-	-	66,127
Total:	**66,127**	**-**	**-**	**-**	**-**	**-**	**-**	**66,127**

MIAMIBEACH

CITY OF MIAMI BEACH
FY 2021 - 2025 Capital Budget and 5-Year Capital Improvement Plan

I. General

BASS MUSEUM WINDOW REPLACEMENT **RENEWAL & REPLACEMENT**

Project Number: 64221

Department: PROPERTY MANAGEMENT

Location: MIDDLE BEACH

Description: To install impact windows at the Bass Museum. The project will maintain safety requirements and structural integrity and ensure the safety of the staff and public, and museum contents. The building is located just one block from the Atlantic Ocean and is particularly vulnerable to storm surges, flooding, and high winds. Installation of impact windows to meet or exceed all Building Code requirements will mitigate building and content damages and loss.

Projected date range: 10/01/2020 to 09/30/2021

II. Cost Summary

Cost Summary	Previous Years	FY 2020/21	FY 2021/22	FY 2022/23	FY 2023/24	FY 2024/25	Future	Total
CONTRACTED SERVICES REPAIR	-	134,040	-	-	-	-	-	134,040
OIG FUNDING	-	670	-	-	-	-	-	670
Total:	**-**	**134,710**	**-**	**-**	**-**	**-**	**-**	**134,710**

III. Fund Summary

Fund Summary	Previous Years	FY 2020/21	FY 2021/22	FY 2022/23	FY 2023/24	FY 2024/25	Future	Total
125 CAPITAL RENEWAL & REPLACEMENT	-	67,355	-	-	-	-	-	67,355
305 SB QUALITY OF LIFE REST.TAX 1%	-	67,355	-	-	-	-	-	67,355
Total:	**-**	**134,710**	**-**	**-**	**-**	**-**	**-**	**134,710**

MIAMIBEACH

CITY OF MIAMI BEACH
FY 2021 - 2025 Capital Budget and 5-Year Capital Improvement Plan

I. General

BEACH RESTROOMS EXHAUST SYSTEMS **RENEWAL & REPLACEMENT**

Project Number:	68820
Department:	PROPERTY MANAGEMENT
Location:	CITYWIDE
Description:	Replacement of exhaust systems in beach restrooms.
Projected date range:	10/01/2019 to 12/31/2020

II. Cost Summary

Cost Summary	Previous Years	FY 2020/21	FY 2021/22	FY 2022/23	FY 2023/24	FY 2024/25	Future	Total
CONTRACTED SERVICES REPAIR	35,000	-	-	-	-	-	-	35,000
Total:	**35,000**	**-**	**-**	**-**	**-**	**-**	**-**	**35,000**

III. Fund Summary

Fund Summary	Previous Years	FY 2020/21	FY 2021/22	FY 2022/23	FY 2023/24	FY 2024/25	Future	Total
305 SB QUALITY OF LIFE REST.TAX 1%	19,000	-	-	-	-	-	-	19,000
306 MB QUALITY OF LIFE RESO.TX 1%	9,000	-	-	-	-	-	-	9,000
307 NB QUAL OF LIFE RESORT TAX 1%	7,000	-	-	-	-	-	-	7,000
Total:	**35,000**	**-**	**-**	**-**	**-**	**-**	**-**	**35,000**

MIAMIBEACH

CITY OF MIAMI BEACH
FY 2021 - 2025 Capital Budget and 5-Year Capital Improvement Plan

I. General

BEACH RESTROOMS PAINT AND CONCRETE **RENEWAL & REPLACEMENT**

Project Number: 63080

Department: PARKS AND RECREATION

Location: CITYWIDE

Description: Pressure wash interior/exterior, concrete surround building to be coated with decorative and protective traffic coating, chipped and cracked concrete to be repaired. Bathrooms interior to be renovated, renovate entire interior of restrooms (paint waterproof, fixtures, lights, trash receptacles, etc. Locations: North Shore Park, 6th St Park, Allison, Beach Patrol, Collins Park, 14th Stl, Indian Creek and Pancoast.

Projected date range: 10/01/2015 to 12/31/2020

II. Cost Summary

Cost Summary	Previous Years	FY 2020/21	FY 2021/22	FY 2022/23	FY 2023/24	FY 2024/25	Future	Total
CONTRACTED SERVICES REPAIR	85,000	-	-	-	-	-	-	85,000
OIG FUNDING	1,000	-	-	-	-	-	-	1,000
OTHER CONTRACTUAL SERVICES	240,275	-	-	-	-	-	-	240,275
Total:	**326,275**	**-**	**-**	**-**	**-**	**-**	**-**	**326,275**

III. Fund Summary

Fund Summary	Previous Years	FY 2020/21	FY 2021/22	FY 2022/23	FY 2023/24	FY 2024/25	Future	Total
125 CAPITAL RENEWAL & REPLACEMENT	225,000	-	-	-	-	-	-	225,000
302 PAY-AS-YOU-GO	86,000	-	-	-	-	-	-	86,000
305 SB QUALITY OF LIFE REST.TAX 1%	15,275	-	-	-	-	-	-	15,275
Total:	**326,275**	**-**	**-**	**-**	**-**	**-**	**-**	**326,275**

MIAMIBEACH

CITY OF MIAMI BEACH
FY 2021 - 2025 Capital Budget and 5-Year Capital Improvement Plan

I. General

BEACH SHOWER DRAINAGE SYSTEM **RENEWAL & REPLACEMENT**

Project Number:	27970
Department:	PROPERTY MANAGEMENT
Location:	CITYWIDE
Description:	Provide, retrofit and install necessary plumbing and concrete work to improve drainage of water at 30 shower stations along to beach from South Point Park to North Beach.
Projected date range:	10/01/2015 to 12/31/2020

II. Cost Summary

Cost Summary	Previous Years	FY 2020/21	FY 2021/22	FY 2022/23	FY 2023/24	FY 2024/25	Future	Total
CONSTRUCTION	401,683	-	-	-	-	-	-	401,683
DESIGN AND ENGINEERING	24,037	-	-	-	-	-	-	24,037
INTERNAL CHARGEBACK	280	-	-	-	-	-	-	280
Total:	**426,000**	**-**	**-**	**-**	**-**	**-**	**-**	**426,000**

III. Fund Summary

Fund Summary	Previous Years	FY 2020/21	FY 2021/22	FY 2022/23	FY 2023/24	FY 2024/25	Future	Total
305 SB QUALITY OF LIFE REST.TAX 1%	200,000	-	-	-	-	-	-	200,000
306 MB QUALITY OF LIFE RESO.TX 1%	89,000	-	-	-	-	-	-	89,000
307 NB QUAL OF LIFE RESORT TAX 1%	137,000	-	-	-	-	-	-	137,000
Total:	**426,000**	**-**	**-**	**-**	**-**	**-**	**-**	**426,000**

MIAMIBEACH

CITY OF MIAMI BEACH
FY 2021 - 2025 Capital Budget and 5-Year Capital Improvement Plan

I. General

BEACH SHOWER DRAINAGE SYSTEM PH II **RENEWAL & REPLACEMENT**

Project Number: 61519
Department: PROPERTY MANAGEMENT
Location: CITY WIDE
Description: The beach showers that are currently located on the beach have drainage systems that are not working up to par. This projects aims to optimize the drainage system as well as update the showers aesthetically.
Projected date range: 10/01/2018 to 12/31/2020

II. Cost Summary

Cost Summary	Previous Years	FY 2020/21	FY 2021/22	FY 2022/23	FY 2023/24	FY 2024/25	Future	Total
CONTRACTED SERVICES REPAIR	369,950	-	-	-	-	-	-	369,950
OIG FUNDING	400	-	-	-	-	-	-	400
Total:	**370,350**	**-**	**-**	**-**	**-**	**-**	**-**	**370,350**

III. Fund Summary

Fund Summary	Previous Years	FY 2020/21	FY 2021/22	FY 2022/23	FY 2023/24	FY 2024/25	Future	Total
305 SB QUALITY OF LIFE REST.TAX 1%	140,350	-	-	-	-	-	-	140,350
306 MB QUALITY OF LIFE RESO.TX 1%	105,000	-	-	-	-	-	-	105,000
307 NB QUAL OF LIFE RESORT TAX 1%	125,000	-	-	-	-	-	-	125,000
Total:	**370,350**	**-**	**-**	**-**	**-**	**-**	**-**	**370,350**

MIAMIBEACH

CITY OF MIAMI BEACH
FY 2021 - 2025 Capital Budget and 5-Year Capital Improvement Plan

I. General

BEACH STORAGE AREA ENCLOSURE **RENEWAL & REPLACEMENT**

Project Number:	66718
Department:	PROPERTY MANAGEMENT
Location:	SOUTH BEACH
Description:	Beach storage area enclosure
Projected date range:	10/01/2019 to 12/31/2020

II. Cost Summary

Cost Summary	Previous Years	FY 2020/21	FY 2021/22	FY 2022/23	FY 2023/24	FY 2024/25	Future	Total
CONTRACTED SERVICES REPAIR	169,000	-	-	-	-	-	-	169,000
OIG FUNDING	1,000	-	-	-	-	-	-	1,000
Total:	**170,000**	**-**	**-**	**-**	**-**	**-**	**-**	**170,000**

III. Fund Summary

Fund Summary	Previous Years	FY 2020/21	FY 2021/22	FY 2022/23	FY 2023/24	FY 2024/25	Future	Total
388 MDC CDT INTERLOCAL-CDT/RTX	170,000	-	-	-	-	-	-	170,000
Total:	**170,000**	**-**	**-**	**-**	**-**	**-**	**-**	**170,000**

MIAMIBEACH

CITY OF MIAMI BEACH
FY 2021 - 2025 Capital Budget and 5-Year Capital Improvement Plan

I. General

BEACHFRONT RESTROOMS-RENOVATIONS **RENEWAL & REPLACEMENT**

Project Number:	61419
Department:	PROPERTY MANAGEMENT
Location:	CITY WIDE
Description:	Complete renovations of beachfront restrooms located at South Pointe Park, 3rd, 6th, 10th, 14th, 21st, 34th, 46th, 53rd, 65th,72nd, 81st, 82nd, and 83rd Streets.
Projected date range:	10/01/2018 to 12/31/2020

II. Cost Summary

Cost Summary	Previous Years	FY 2020/21	FY 2021/22	FY 2022/23	FY 2023/24	FY 2024/25	Future	Total
CONTRACTED SERVICES REPAIR	157,000	-	-	-	-	-	-	157,000
OIG FUNDING	1,000	-	-	-	-	-	-	1,000
Total:	**158,000**	**-**	**-**	**-**	**-**	**-**	**-**	**158,000**

III. Fund Summary

Fund Summary	Previous Years	FY 2020/21	FY 2021/22	FY 2022/23	FY 2023/24	FY 2024/25	Future	Total
305 SB QUALITY OF LIFE REST.TAX 1%	45,000	-	-	-	-	-	-	45,000
306 MB QUALITY OF LIFE RESO.TX 1%	26,000	-	-	-	-	-	-	26,000
307 NB QUAL OF LIFE RESORT TAX 1%	87,000	-	-	-	-	-	-	87,000
Total:	**158,000**	**-**	**-**	**-**	**-**	**-**	**-**	**158,000**

MIAMIBEACH

CITY OF MIAMI BEACH
FY 2021 - 2025 Capital Budget and 5-Year Capital Improvement Plan

I. General

BEACHVIEW FITNESS COURSE REPLACEMEN **RENEWAL & REPLACEMENT**

Project Number:	60121
Department:	PARKS AND RECREATION
Location:	MIDDLE BEACH
Description:	Replacement of the fitness course equipment.
Projected date range:	10/01/2022 to 09/30/2023

II. Cost Summary

Cost Summary	Previous Years	FY 2020/21	FY 2021/22	FY 2022/23	FY 2023/24	FY 2024/25	Future	Total
CONTRACTED SERVICES REPAIR	-	-	-	88,000	-	-	-	88,000
Total:	**-**	**-**	**-**	**88,000**	**-**	**-**	**-**	**88,000**

III. Fund Summary

Fund Summary	Previous Years	FY 2020/21	FY 2021/22	FY 2022/23	FY 2023/24	FY 2024/25	Future	Total
306 MB QUALITY OF LIFE RESO.TX 1%	-	-	-	88,000	-	-	-	88,000
Total:	**-**	**-**	**-**	**88,000**	**-**	**-**	**-**	**88,000**

MIAMIBEACH

CITY OF MIAMI BEACH
FY 2021 - 2025 Capital Budget and 5-Year Capital Improvement Plan

I. General

BEACHWALK DRAINAGE - 24 ST TO 46 ST **RENEWAL & REPLACEMENT**

Project Number:	61819
Department:	PROPERTY MANAGEMENT
Location:	SOUTH/MIDDLE BEACH
Description:	Install proper drainage throughout the beachwalk.
Projected date range:	10/01/2018 to 05/01/2021

II. Cost Summary

Cost Summary	Previous Years	FY 2020/21	FY 2021/22	FY 2022/23	FY 2023/24	FY 2024/25	Future	Total
CONTRACTED SERVICES REPAIR	99,000	-	-	-	-	-	-	99,000
OIG FUNDING	1,000	-	-	-	-	-	-	1,000
Total:	**100,000**	**-**	**-**	**-**	**-**	**-**	**-**	**100,000**

III. Fund Summary

Fund Summary	Previous Years	FY 2020/21	FY 2021/22	FY 2022/23	FY 2023/24	FY 2024/25	Future	Total
306 MB QUALITY OF LIFE RESO.TX 1%	100,000	-	-	-	-	-	-	100,000
Total:	**100,000**	**-**	**-**	**-**	**-**	**-**	**-**	**100,000**

MIAMIBEACH

CITY OF MIAMI BEACH
FY 2021 - 2025 Capital Budget and 5-Year Capital Improvement Plan

I. General

BEACHWALK DRAINAGE-S.POINTE - 23 ST **RENEWAL & REPLACEMENT**

Project Number:	62519
Department:	PROPERTY MANAGEMENT
Location:	SOUTH BEACH
Description:	Install proper drainage throughout the beachwalk.
Projected date range:	10/01/2018 to 05/01/2021

II. Cost Summary

Cost Summary	Previous Years	FY 2020/21	FY 2021/22	FY 2022/23	FY 2023/24	FY 2024/25	Future	Total
CONTRACTED SERVICES REPAIR	219,000	-	-	-	-	-	-	219,000
OIG FUNDING	1,000	-	-	-	-	-	-	1,000
Total:	**220,000**	**-**	**-**	**-**	**-**	**-**	**-**	**220,000**

III. Fund Summary

Fund Summary	Previous Years	FY 2020/21	FY 2021/22	FY 2022/23	FY 2023/24	FY 2024/25	Future	Total
305 SB QUALITY OF LIFE REST.TAX 1%	220,000	-	-	-	-	-	-	220,000
Total:	**220,000**	**-**	**-**	**-**	**-**	**-**	**-**	**220,000**

MIAMIBEACH

CITY OF MIAMI BEACH
FY 2021 - 2025 Capital Budget and 5-Year Capital Improvement Plan

I. General

BELLE ISLE PARK LIGHTING ENHANCEMNT **RENEWAL & REPLACEMENT**

Project Number: 65021

Department: PW STREETS

Location: SOUTH BEACH

Description: Residents of Belle Isle have reported concerns regarding the lack of lighting at Belle Isle Park, and corresponding safety concerns. The Public Works Infrastructure Division staff have assessed Belle Isle Park and surrounding areas and recommend replacing exisiting holophane light fixtures with new LED lighting and install poles and fixtures within the park's core area as well as the dog park. The project's estimated total cost is $110,000. Results from the 2019 Resident Survey show that 64% of residents rated street lighting as excellent/good. In order to continue maintaining excellent standards in this area, the City continues to find alternatives for lighting enhancement throughout the City.

Projected date range: 10/01/2020 to 09/30/2021

II. Cost Summary

Cost Summary	Previous Years	FY 2020/21	FY 2021/22	FY 2022/23	FY 2023/24	FY 2024/25	Future	Total
CONTRACTED SERVICES REPAIR	-	109,453	-	-	-	-	-	109,453
OIG FUNDING	-	547	-	-	-	-	-	547
Total:	**-**	**110,000**	**-**	**-**	**-**	**-**	**-**	**110,000**

III. Fund Summary

Fund Summary	Previous Years	FY 2020/21	FY 2021/22	FY 2022/23	FY 2023/24	FY 2024/25	Future	Total
302 PAY-AS-YOU-GO	-	110,000	-	-	-	-	-	110,000
Total:	**-**	**110,000**	**-**	**-**	**-**	**-**	**-**	**110,000**

MIAMIBEACH

CITY OF MIAMI BEACH
FY 2021 - 2025 Capital Budget and 5-Year Capital Improvement Plan

I. General

BOLLARDS INSTALLATION AND REPL. **RENEWAL & REPLACEMENT**

Project Number:	64122
Department:	PW ENGINEERING
Location:	CITYWIDE
Description:	Installation of new bollards as needed and replacement of existing bollards that are past their life cycle.
Projected date range:	10/01/2021 to 09/30/2023

II. Cost Summary

Cost Summary	Previous Years	FY 2020/21	FY 2021/22	FY 2022/23	FY 2023/24	FY 2024/25	Future	Total
CONTRACTED SERVICES REPAIR	-	-	250,000	252,500	-	-	-	502,500
Total:	**-**	**-**	**250,000**	**252,500**	**-**	**-**	**-**	**502,500**

III. Fund Summary

Fund Summary	Previous Years	FY 2020/21	FY 2021/22	FY 2022/23	FY 2023/24	FY 2024/25	Future	Total
302 PAY-AS-YOU-GO	-	-	250,000	252,500	-	-	-	502,500
Total:	**-**	**-**	**250,000**	**252,500**	**-**	**-**	**-**	**502,500**

MIAMIBEACH

CITY OF MIAMI BEACH
FY 2021 - 2025 Capital Budget and 5-Year Capital Improvement Plan

I. General

BOTANICAL GARDEN HVAC REPLACEMENTS **RENEWAL & REPLACEMENT**

Project Number: 65318

Department: PROPERTY MANAGEMENT

Location: SOUTH BEACH

Description: The air conditioning units, due to both their location and use, have reached the end of their useful life. Administration recommends that the units be replaced during this fiscal year, during the summer months, to avoid an emergency replacement of the units and the additional costs associated with such

Projected date range: 07/22/2019 to 12/31/2020

II. Cost Summary

Cost Summary	Previous Years	FY 2020/21	FY 2021/22	FY 2022/23	FY 2023/24	FY 2024/25	Future	Total
EQUIPMENT	55,000	-	-	-	-	-	-	55,000
Total:	**55,000**	**-**	**-**	**-**	**-**	**-**	**-**	**55,000**

III. Fund Summary

Fund Summary	Previous Years	FY 2020/21	FY 2021/22	FY 2022/23	FY 2023/24	FY 2024/25	Future	Total
125 CAPITAL RENEWAL & REPLACEMENT	55,000	-	-	-	-	-	-	55,000
Total:	**55,000**	**-**	**-**	**-**	**-**	**-**	**-**	**55,000**

MIAMIBEACH

CITY OF MIAMI BEACH
FY 2021 - 2025 Capital Budget and 5-Year Capital Improvement Plan

I. General

BOTANICAL GARDENS - ROOF REPAIRS **RENEWAL & REPLACEMENT**

Project Number:	62319
Department:	PROPERTY MANAGEMENT
Location:	SOUTH BEACH
Description:	Complete re-roof of facility.
Projected date range:	10/01/2018 to 12/31/2020

II. Cost Summary

Cost Summary	Previous Years	FY 2020/21	FY 2021/22	FY 2022/23	FY 2023/24	FY 2024/25	Future	Total
CONTRACTED SERVICES REPAIR	50,000	-	-	-	-	-	-	50,000
Total:	**50,000**	**-**	**-**	**-**	**-**	**-**	**-**	**50,000**

III. Fund Summary

Fund Summary	Previous Years	FY 2020/21	FY 2021/22	FY 2022/23	FY 2023/24	FY 2024/25	Future	Total
305 SB QUALITY OF LIFE REST.TAX 1%	50,000	-	-	-	-	-	-	50,000
Total:	**50,000**	**-**	**-**	**-**	**-**	**-**	**-**	**50,000**

MIAMIBEACH

CITY OF MIAMI BEACH
FY 2021 - 2025 Capital Budget and 5-Year Capital Improvement Plan

I. General

BOTANICAL GARDENS RESTROOMS **RENEWAL & REPLACEMENT**

Project Number:	62121
Department:	PROPERTY MANAGEMENT
Location:	SOUTH BEACH
Description:	This project will consist of the renovation of both public bathrooms at the Botanical Gardens to improve accessibility and function.
Projected date range:	10/01/2020 to 09/30/2021

II. Cost Summary

Cost Summary	Previous Years	FY 2020/21	FY 2021/22	FY 2022/23	FY 2023/24	FY 2024/25	Future	Total
CONTRACTED SERVICES REPAIR	-	45,249	-	-	-	-	-	45,249
DESIGN AND ENGINEERING	-	5,000	-	-	-	-	-	5,000
OIG FUNDING	-	251	-	-	-	-	-	251
Total:	**-**	**50,500**	**-**	**-**	**-**	**-**	**-**	**50,500**

III. Fund Summary

Fund Summary	Previous Years	FY 2020/21	FY 2021/22	FY 2022/23	FY 2023/24	FY 2024/25	Future	Total
305 SB QUALITY OF LIFE REST.TAX 1%	-	50,500	-	-	-	-	-	50,500
Total:	**-**	**50,500**	**-**	**-**	**-**	**-**	**-**	**50,500**

MIAMIBEACH

CITY OF MIAMI BEACH
FY 2021 - 2025 Capital Budget and 5-Year Capital Improvement Plan

I. General

BUILDOUT 1701 4TH FL FOR HOUSING **RENEWAL & REPLACEMENT**

Project Number:	63019
Department:	PROPERTY MANAGEMENT
Location:	SOUTH BEACH
Description:	Build out of 1701 Meridian Ave, 4th Floor existing doctors office to be renovated for Community Services program
Projected date range:	10/01/2018 to 12/31/2020

II. Cost Summary

Cost Summary	Previous Years	FY 2020/21	FY 2021/22	FY 2022/23	FY 2023/24	FY 2024/25	Future	Total
CONTRACTED SERVICES REPAIR	123,000	-	-	-	-	-	-	123,000
PROFESSIONAL SERVICES	10,000	-	-	-	-	-	-	10,000
Total:	**133,000**	**-**	**-**	**-**	**-**	**-**	**-**	**133,000**

III. Fund Summary

Fund Summary	Previous Years	FY 2020/21	FY 2021/22	FY 2022/23	FY 2023/24	FY 2024/25	Future	Total
302 PAY-AS-YOU-GO	133,000	-	-	-	-	-	-	133,000
Total:	**133,000**	**-**	**-**	**-**	**-**	**-**	**-**	**133,000**

MIAMIBEACH

CITY OF MIAMI BEACH
FY 2021 - 2025 Capital Budget and 5-Year Capital Improvement Plan

I. General

C.H. CHAMBER ACOUSTICAL WALL CARPET **RENEWAL & REPLACEMENT**

Project Number:	61821
Department:	PROPERTY MANAGEMENT
Location:	SOUTH BEACH
Description:	Replacement of acoustical carpet at the Commission Chambers. The carpet has exceeded its useful life and can no longer be maintained.
Projected date range:	10/01/2021 to 09/30/2022

II. Cost Summary

Cost Summary	Previous Years	FY 2020/21	FY 2021/22	FY 2022/23	FY 2023/24	FY 2024/25	Future	Total
CONTRACTED SERVICES REPAIR	-	-	212,000	-	-	-	-	212,000
Total:	**-**	**-**	**212,000**	**-**	**-**	**-**	**-**	**212,000**

III. Fund Summary

Fund Summary	Previous Years	FY 2020/21	FY 2021/22	FY 2022/23	FY 2023/24	FY 2024/25	Future	Total
125 CAPITAL RENEWAL & REPLACEMENT	-	-	212,000	-	-	-	-	212,000
Total:	**-**	**-**	**212,000**	**-**	**-**	**-**	**-**	**212,000**

MIAMIBEACH

CITY OF MIAMI BEACH
FY 2021 - 2025 Capital Budget and 5-Year Capital Improvement Plan

I. General

CARL FISHER COMMERCIAL KITCHEN **RENEWAL & REPLACEMENT**

Project Number:	64219
Department:	TOURISM & CULTURAL DEPARTMENT
Location:	SOUTH BEACH
Description:	This project consists of the renovation of the Carl Fisher Clubhouse Kitchen to be replaced with a Commercial Kitchen capable of servicing high-end social catering.
Projected date range:	10/01/2018 to 09/30/2021

II. Cost Summary

Cost Summary	Previous Years	FY 2020/21	FY 2021/22	FY 2022/23	FY 2023/24	FY 2024/25	Future	Total
EQUIPMENT	17,682	-	-	-	-	-	-	17,682
RENOVATION	227,268	-	-	-	-	-	-	227,268
Total:	**244,950**	**-**	**-**	**-**	**-**	**-**	**-**	**244,950**

III. Fund Summary

Fund Summary	Previous Years	FY 2020/21	FY 2021/22	FY 2022/23	FY 2023/24	FY 2024/25	Future	Total
440 CONVENTION CENTER OPERATIONS	244,950	-	-	-	-	-	-	244,950
Total:	**244,950**	**-**	**-**	**-**	**-**	**-**	**-**	**244,950**

MIAMIBEACH

CITY OF MIAMI BEACH
FY 2021 - 2025 Capital Budget and 5-Year Capital Improvement Plan

I. General

CITY HALL - MAIN ENTRANCE PAVERS **RENEWAL & REPLACEMENT**

Project Number:	66020
Department:	PROPERTY MANAGEMENT
Location:	SOUTH BEACH
Description:	Replace current pavers and even out foundation.
Projected date range:	10/01/2021 to 09/30/2022

II. Cost Summary

Cost Summary	Previous Years	FY 2020/21	FY 2021/22	FY 2022/23	FY 2023/24	FY 2024/25	Future	Total
CONTRACTED SERVICES REPAIR	-	-	152,000	-	-	-	-	152,000
Total:	**-**	**-**	**152,000**	**-**	**-**	**-**	**-**	**152,000**

III. Fund Summary

Fund Summary	Previous Years	FY 2020/21	FY 2021/22	FY 2022/23	FY 2023/24	FY 2024/25	Future	Total
125 CAPITAL RENEWAL & REPLACEMENT	-	-	152,000	-	-	-	-	152,000
Total:	**-**	**-**	**152,000**	**-**	**-**	**-**	**-**	**152,000**

MIAMIBEACH

CITY OF MIAMI BEACH
FY 2021 - 2025 Capital Budget and 5-Year Capital Improvement Plan

I. General

CITY HALL 40-YR STRUCTURAL **RENEWAL & REPLACEMENT**

Project Number:	60519
Department:	PROPERTY MANAGEMENT
Location:	SOUTH BEACH
Description:	CITY HALL 40-YEAR STRUCTURAL RECERTIFICATION -City Hall is currently overdue for it's structural 40-year recertification as per the County. The scope of this project is to correct all deficiencies that were outlined by engineering firm during the inspection process.
Projected date range:	10/01/2018 to 12/31/2020

II. Cost Summary

Cost Summary	Previous Years	FY 2020/21	FY 2021/22	FY 2022/23	FY 2023/24	FY 2024/25	Future	Total
CONTRACTED SERVICES REPAIR	133,681	-	-	-	-	-	-	133,681
DESIGN AND ENGINEERING	519	-	-	-	-	-	-	519
PROFESSIONAL SERVICES	20,600	-	-	-	-	-	-	20,600
Total:	**154,800**	**-**	**-**	**-**	**-**	**-**	**-**	**154,800**

III. Fund Summary

Fund Summary	Previous Years	FY 2020/21	FY 2021/22	FY 2022/23	FY 2023/24	FY 2024/25	Future	Total
125 CAPITAL RENEWAL & REPLACEMENT	154,800	-	-	-	-	-	-	154,800
Total:	**154,800**	**-**	**-**	**-**	**-**	**-**	**-**	**154,800**

MIAMIBEACH

CITY OF MIAMI BEACH
FY 2021 - 2025 Capital Budget and 5-Year Capital Improvement Plan

I. General

CITY HALL CARD ACCESS SYSTEM REPL. **RENEWAL & REPLACEMENT**

Project Number:	64020
Department:	PROPERTY MANAGEMENT
Location:	SOUTH BEACH
Description:	Card Access System Replacement -- Replace Card Access System. This project was selected based on the life safety and critical to continued operations criteria.
Projected date range:	10/01/2015 to 09/30/2021

II. Cost Summary

Cost Summary	Previous Years	FY 2020/21	FY 2021/22	FY 2022/23	FY 2023/24	FY 2024/25	Future	Total
OTHER SUPPLIES	80,436	-	-	-	-	-	-	80,436
Total:	**80,436**	**-**	**-**	**-**	**-**	**-**	**-**	**80,436**

III. Fund Summary

Fund Summary	Previous Years	FY 2020/21	FY 2021/22	FY 2022/23	FY 2023/24	FY 2024/25	Future	Total
125 CAPITAL RENEWAL & REPLACEMENT	80,436	-	-	-	-	-	-	80,436
Total:	**80,436**	**-**	**-**	**-**	**-**	**-**	**-**	**80,436**

MIAMIBEACH

CITY OF MIAMI BEACH
FY 2021 - 2025 Capital Budget and 5-Year Capital Improvement Plan

I. General

CITY HALL CHAMBER ACOUSTICAL FLOOR **RENEWAL & REPLACEMENT**

Project Number:	61621
Department:	PROPERTY MANAGEMENT
Location:	SOUTH BEACH
Description:	City Hall Chamber acoustical floor carpet
Projected date range:	10/01/2021 to 09/30/2022

II. Cost Summary

Cost Summary	Previous Years	FY 2020/21	FY 2021/22	FY 2022/23	FY 2023/24	FY 2024/25	Future	Total
CONTRACTED SERVICES REPAIR	-	-	60,000	-	-	-	-	60,000
Total:	**-**	**-**	**60,000**	**-**	**-**	**-**	**-**	**60,000**

III. Fund Summary

Fund Summary	Previous Years	FY 2020/21	FY 2021/22	FY 2022/23	FY 2023/24	FY 2024/25	Future	Total
125 CAPITAL RENEWAL & REPLACEMENT	-	-	60,000	-	-	-	-	60,000
Total:	**-**	**-**	**60,000**	**-**	**-**	**-**	**-**	**60,000**

MIAMIBEACH

CITY OF MIAMI BEACH
FY 2021 - 2025 Capital Budget and 5-Year Capital Improvement Plan

I. General

CITY HALL CHAMBER FF&E RENEWAL **RENEWAL & REPLACEMENT**

Project Number:	61721
Department:	PROPERTY MANAGEMENT
Location:	SOUTH BEACH
Description:	Furniture, fixtures and equipment renewal
Projected date range:	10/01/2021 to 09/30/2022

II. Cost Summary

Cost Summary	Previous Years	FY 2020/21	FY 2021/22	FY 2022/23	FY 2023/24	FY 2024/25	Future	Total
CONTRACTED SERVICES REPAIR	-	-	105,000	-	-	-	-	105,000
Total:	**-**	**-**	**105,000**	**-**	**-**	**-**	**-**	**105,000**

III. Fund Summary

Fund Summary	Previous Years	FY 2020/21	FY 2021/22	FY 2022/23	FY 2023/24	FY 2024/25	Future	Total
125 CAPITAL RENEWAL & REPLACEMENT	-	-	105,000	-	-	-	-	105,000
Total:	**-**	**-**	**105,000**	**-**	**-**	**-**	**-**	**105,000**

MIAMIBEACH

CITY OF MIAMI BEACH
FY 2021 - 2025 Capital Budget and 5-Year Capital Improvement Plan

I. General

CITY HALL CHILLED & CONDENSER PUMPS **RENEWAL & REPLACEMENT**

Project Number:	63620
Department:	PROPERTY MANAGEMENT
Location:	SOUTH BEACH
Description:	Re-pipe condenser lines and replace pump that helps the cooling tower function properly.
Projected date range:	10/01/2021 to 09/30/2022

II. Cost Summary

Cost Summary	Previous Years	FY 2020/21	FY 2021/22	FY 2022/23	FY 2023/24	FY 2024/25	Future	Total
CONTRACTED SERVICES REPAIR	-	-	50,000	-	-	-	-	50,000
Total:	**-**	**-**	**50,000**	**-**	**-**	**-**	**-**	**50,000**

III. Fund Summary

Fund Summary	Previous Years	FY 2020/21	FY 2021/22	FY 2022/23	FY 2023/24	FY 2024/25	Future	Total
125 CAPITAL RENEWAL & REPLACEMENT	-	-	50,000	-	-	-	-	50,000
Total:	**-**	**-**	**50,000**	**-**	**-**	**-**	**-**	**50,000**

MIAMIBEACH

CITY OF MIAMI BEACH
FY 2021 - 2025 Capital Budget and 5-Year Capital Improvement Plan

I. General

CITY HALL -COOLING TOWER CONDENSER **RENEWAL & REPLACEMENT**

Project Number:	64320
Department:	PROPERTY MANAGEMENT
Location:	SOUTH BEACH
Description:	Convert all water lines from metal to CPVC and relocate from underground to above ground.
Projected date range:	10/01/2019 to 12/31/2020

II. Cost Summary

Cost Summary	Previous Years	FY 2020/21	FY 2021/22	FY 2022/23	FY 2023/24	FY 2024/25	Future	Total
CONTRACTED SERVICES REPAIR	90,000	-	-	-	-	-	-	90,000
Total:	**90,000**	**-**	**-**	**-**	**-**	**-**	**-**	**90,000**

III. Fund Summary

Fund Summary	Previous Years	FY 2020/21	FY 2021/22	FY 2022/23	FY 2023/24	FY 2024/25	Future	Total
125 CAPITAL RENEWAL & REPLACEMENT	90,000	-	-	-	-	-	-	90,000
Total:	**90,000**	**-**	**-**	**-**	**-**	**-**	**-**	**90,000**

MIAMIBEACH

CITY OF MIAMI BEACH
FY 2021 - 2025 Capital Budget and 5-Year Capital Improvement Plan

I. General

CITY HALL ELECTRICAL UPGRADES **RENEWAL & REPLACEMENT**

Project Number:	68760
Department:	PROPERTY MANAGEMENT
Location:	SOUTH BEACH
Description:	City Hall- Electrical Upgrades -- This projects was adopted as part of the FY11 Capital Renewal and Replacement program.
Projected date range:	10/01/2015 to 03/01/2021

II. Cost Summary

Cost Summary	Previous Years	FY 2020/21	FY 2021/22	FY 2022/23	FY 2023/24	FY 2024/25	Future	Total
CONTRACTED SERVICES REPAIR	81,086	-	-	-	-	-	-	81,086
INTERNAL CHARGEBACK	7,036	-	-	-	-	-	-	7,036
OIG FUNDING	1,000	-	-	-	-	-	-	1,000
OTHER SUPPLIES	28,190	-	-	-	-	-	-	28,190
RENOVATION	224,188	-	-	-	-	-	-	224,188
Total:	**341,500**	**-**	**-**	**-**	**-**	**-**	**-**	**341,500**

III. Fund Summary

Fund Summary	Previous Years	FY 2020/21	FY 2021/22	FY 2022/23	FY 2023/24	FY 2024/25	Future	Total
125 CAPITAL RENEWAL & REPLACEMENT	341,500	-	-	-	-	-	-	341,500
Total:	**341,500**	**-**	**-**	**-**	**-**	**-**	**-**	**341,500**

MIAMIBEACH

CITY OF MIAMI BEACH
FY 2021 - 2025 Capital Budget and 5-Year Capital Improvement Plan

I. General

CITY HALL ENERGY EFFICIENT BUILDING **RENEWAL & REPLACEMENT**

Project Number:	64019
Department:	PROPERTY MANAGEMENT
Location:	SOUTH BEACH
Description:	Upgrade to mechanical, electrical, and plumbing systems in City Hall in order to achieve energy efficiencies, reducing operating and maintenance costs.
Projected date range:	10/01/2018 to 09/30/2021

II. Cost Summary

Cost Summary	Previous Years	FY 2020/21	FY 2021/22	FY 2022/23	FY 2023/24	FY 2024/25	Future	Total
CONTRACTED SERVICES REPAIR	156,000	-	-	-	-	-	-	156,000
Total:	**156,000**	**-**	**-**	**-**	**-**	**-**	**-**	**156,000**

III. Fund Summary

Fund Summary	Previous Years	FY 2020/21	FY 2021/22	FY 2022/23	FY 2023/24	FY 2024/25	Future	Total
302 PAY-AS-YOU-GO	156,000	-	-	-	-	-	-	156,000
Total:	**156,000**	**-**	**-**	**-**	**-**	**-**	**-**	**156,000**

MIAMIBEACH

CITY OF MIAMI BEACH
FY 2021 - 2025 Capital Budget and 5-Year Capital Improvement Plan

I. General

CITY HALL FIRE ALARM SYSTEM **RENEWAL & REPLACEMENT**

Project Number:	61290
Department:	PROPERTY MANAGEMENT
Location:	SOUTH BEACH
Description:	FIRE ALARM SYSTEM - Replace aged fire alarm system
Projected date range:	10/01/2015 to 03/01/2021

II. Cost Summary

Cost Summary	Previous Years	FY 2020/21	FY 2021/22	FY 2022/23	FY 2023/24	FY 2024/25	Future	Total
CONTRACTED SERVICES REPAIR	12,743	-	-	-	-	-	-	12,743
EQUIPMENT	256,085	-	-	-	-	-	-	256,085
OIG FUNDING	1,000	-	-	-	-	-	-	1,000
PROFESSIONAL SERVICES	39,497	-	-	-	-	-	-	39,497
Total:	**309,325**	**-**	**-**	**-**	**-**	**-**	**-**	**309,325**

III. Fund Summary

Fund Summary	Previous Years	FY 2020/21	FY 2021/22	FY 2022/23	FY 2023/24	FY 2024/25	Future	Total
125 CAPITAL RENEWAL & REPLACEMENT	309,325	-	-	-	-	-	-	309,325
Total:	**309,325**	**-**	**-**	**-**	**-**	**-**	**-**	**309,325**

MIAMIBEACH

CITY OF MIAMI BEACH
FY 2021 - 2025 Capital Budget and 5-Year Capital Improvement Plan

I. General

CITY HALL LOADING DOCK RESURFACING **RENEWAL & REPLACEMENT**

Project Number:	61521
Department:	PROPERTY MANAGEMENT
Location:	SOUTH BEACH
Description:	The exterior surface area at the City Hall loading dock has undergone severe wear and tear and is due to be resurfaced.
Projected date range:	10/01/2021 to 09/30/2022

II. Cost Summary

Cost Summary	Previous Years	FY 2020/21	FY 2021/22	FY 2022/23	FY 2023/24	FY 2024/25	Future	Total
CONTRACTED SERVICES REPAIR	-	-	70,000	-	-	-	-	70,000
Total:	**-**	**-**	**70,000**	**-**	**-**	**-**	**-**	**70,000**

III. Fund Summary

Fund Summary	Previous Years	FY 2020/21	FY 2021/22	FY 2022/23	FY 2023/24	FY 2024/25	Future	Total
125 CAPITAL RENEWAL & REPLACEMENT	-	-	70,000	-	-	-	-	70,000
Total:	**-**	**-**	**70,000**	**-**	**-**	**-**	**-**	**70,000**

MIAMIBEACH

CITY OF MIAMI BEACH
FY 2021 - 2025 Capital Budget and 5-Year Capital Improvement Plan

I. General

CITY HALL RESTROOM RENOVATIONS **RENEWAL & REPLACEMENT**

Project Number:	64420
Department:	PROPERTY MANAGEMENT
Location:	SOUTH BEACH
Description:	Restroom renovation floors 1-4 to include comprehensive update to existing restroom facilities with new finishes, low-flow plumbing fixtures and sensored LED lighting.
Projected date range:	10/01/2021 to 09/30/2022

II. Cost Summary

Cost Summary	Previous Years	FY 2020/21	FY 2021/22	FY 2022/23	FY 2023/24	FY 2024/25	Future	Total
CONTRACTED SERVICES REPAIR	-	-	250,000	-	-	-	-	250,000
Total:	**-**	**-**	**250,000**	**-**	**-**	**-**	**-**	**250,000**

III. Fund Summary

Fund Summary	Previous Years	FY 2020/21	FY 2021/22	FY 2022/23	FY 2023/24	FY 2024/25	Future	Total
125 CAPITAL RENEWAL & REPLACEMENT	-	-	250,000	-	-	-	-	250,000
Total:	**-**	**-**	**250,000**	**-**	**-**	**-**	**-**	**250,000**

MIAMIBEACH

CITY OF MIAMI BEACH
FY 2021 - 2025 Capital Budget and 5-Year Capital Improvement Plan

I. General

CITY HALL-COOLING TOWER BASE **RENEWAL & REPLACEMENT**

Project Number:	61120
Department:	PROPERTY MANAGEMENT
Location:	SOUTH BEACH
Description:	To replace supporting structure holding up cooling tower. Current structure is deteriorating.
Projected date range:	10/01/2019 to 12/30/2020

II. Cost Summary

Cost Summary	Previous Years	FY 2020/21	FY 2021/22	FY 2022/23	FY 2023/24	FY 2024/25	Future	Total
CONTRACTED SERVICES REPAIR	100,000	-	-	-	-	-	-	100,000
Total:	**100,000**	**-**	**-**	**-**	**-**	**-**	**-**	**100,000**

III. Fund Summary

Fund Summary	Previous Years	FY 2020/21	FY 2021/22	FY 2022/23	FY 2023/24	FY 2024/25	Future	Total
125 CAPITAL RENEWAL & REPLACEMENT	100,000	-	-	-	-	-	-	100,000
Total:	**100,000**	**-**	**-**	**-**	**-**	**-**	**-**	**100,000**

MIAMIBEACH

CITY OF MIAMI BEACH
FY 2021 - 2025 Capital Budget and 5-Year Capital Improvement Plan

I. General

CITY HALL-GENERATOR REPLACEMENT **RENEWAL & REPLACEMENT**

Project Number:	61020
Department:	PROPERTY MANAGEMENT
Location:	SOUTH BEACH
Description:	Replace current generator that is nearing the end of its useful life.
Projected date range:	10/01/2019 to 05/01/2021

II. Cost Summary

Cost Summary	Previous Years	FY 2020/21	FY 2021/22	FY 2022/23	FY 2023/24	FY 2024/25	Future	Total
DESIGN AND ENGINEERING	11,250	-	-	-	-	-	-	11,250
EQUIPMENT	585,750	-	-	-	-	-	-	585,750
OIG FUNDING	3,000	-	-	-	-	-	-	3,000
Total:	**600,000**	**-**	**-**	**-**	**-**	**-**	**-**	**600,000**

III. Fund Summary

Fund Summary	Previous Years	FY 2020/21	FY 2021/22	FY 2022/23	FY 2023/24	FY 2024/25	Future	Total
302 PAY-AS-YOU-GO	600,000	-	-	-	-	-	-	600,000
Total:	**600,000**	**-**	**-**	**-**	**-**	**-**	**-**	**600,000**

MIAMIBEACH

CITY OF MIAMI BEACH
FY 2021 - 2025 Capital Budget and 5-Year Capital Improvement Plan

I. General

CITY HALL-REPLACE RESTROOM EXHAUST **RENEWAL & REPLACEMENT**

Project Number:	60821
Department:	PROPERTY MANAGEMENT
Location:	SOUTH BEACH
Description:	Replacement of restrooms exhaust systems
Projected date range:	10/01/2021 to 09/30/2022

II. Cost Summary

Cost Summary	Previous Years	FY 2020/21	FY 2021/22	FY 2022/23	FY 2023/24	FY 2024/25	Future	Total
CONTRACTED SERVICES REPAIR	-	-	35,000	-	-	-	-	35,000
Total:	**-**	**-**	**35,000**	**-**	**-**	**-**	**-**	**35,000**

III. Fund Summary

Fund Summary	Previous Years	FY 2020/21	FY 2021/22	FY 2022/23	FY 2023/24	FY 2024/25	Future	Total
125 CAPITAL RENEWAL & REPLACEMENT	-	-	35,000	-	-	-	-	35,000
Total:	**-**	**-**	**35,000**	**-**	**-**	**-**	**-**	**35,000**

MIAMIBEACH

CITY OF MIAMI BEACH
FY 2021 - 2025 Capital Budget and 5-Year Capital Improvement Plan

I. General

CODE / HOUSING OFFICES RELOCATION **RENEWAL & REPLACEMENT**

Project Number: 65319

Department: PROPERTY MANAGEMENT

Location: SOUTH BEACH

Description: This request is to allocate the funds intended for Capital Renewal and Replacement of the 555 17 Street building for to fund the relocation of various departments. Due to our limited footprint and space constraints the reconfiguration and relocation of other departments in addition to Housing and Code such as ODPI, Environment and Sustainability, Grants, Internal Audit, and OBPI is an essential part of growth and development. The scope of work under this project includes, relocation costs, space planning of the new locations to accommodate the departments, I.T., electrical requirements for functionality, air distribution assessments as needed, and storage of furniture or other miscellaneous items. The projects below will no longer be needed due to the building being demolished for the construction of the Convention Center Hotel, these funds may now be utilized for the department's relocation needs.

Projected date range: 03/05/2019 to 12/31/2020

II. Cost Summary

Cost Summary	Previous Years	FY 2020/21	FY 2021/22	FY 2022/23	FY 2023/24	FY 2024/25	Future	Total
CONTRACTED SERVICES REPAIR	545,496	-	-	-	-	-	-	545,496
PROFESSIONAL SERVICES	35,100	-	-	-	-	-	-	35,100
Total:	**580,596**	**-**	**-**	**-**	**-**	**-**	**-**	**580,596**

III. Fund Summary

Fund Summary	Previous Years	FY 2020/21	FY 2021/22	FY 2022/23	FY 2023/24	FY 2024/25	Future	Total
125 CAPITAL RENEWAL & REPLACEMENT	580,596	-	-	-	-	-	-	580,596
Total:	**580,596**	**-**	**-**	**-**	**-**	**-**	**-**	**580,596**

MIAMIBEACH

CITY OF MIAMI BEACH
FY 2021 - 2025 Capital Budget and 5-Year Capital Improvement Plan

I. General

COLONY THEATER - FIRE ALARM SYSTEM **RENEWAL & REPLACEMENT**

Project Number:	64819
Department:	PROPERTY MANAGEMENT
Location:	SOUTH BEACH
Description:	The current alarm system and panel are not up to code. The upgrade will allow for the system to withstand the presence of fog.
Projected date range:	10/01/2018 to 12/31/2020

II. Cost Summary

Cost Summary	Previous Years	FY 2020/21	FY 2021/22	FY 2022/23	FY 2023/24	FY 2024/25	Future	Total
CONTRACTED SERVICES REPAIR	64,628	-	-	-	-	-	-	64,628
PROFESSIONAL SERVICES	13,122	-	-	-	-	-	-	13,122
PROGRAM MANAGEMENT	250	-	-	-	-	-	-	250
Total:	**78,000**	**-**	**-**	**-**	**-**	**-**	**-**	**78,000**

III. Fund Summary

Fund Summary	Previous Years	FY 2020/21	FY 2021/22	FY 2022/23	FY 2023/24	FY 2024/25	Future	Total
164 RDA CITY CENTER RENEWAL & REPL	78,000	-	-	-	-	-	-	78,000
Total:	**78,000**	**-**	**-**	**-**	**-**	**-**	**-**	**78,000**

MIAMIBEACH

CITY OF MIAMI BEACH
FY 2021 - 2025 Capital Budget and 5-Year Capital Improvement Plan

I. General

COLONY THEATER ELEVATOR **RENEWAL & REPLACEMENT**

Project Number:	62021
Department:	PROPERTY MANAGEMENT
Location:	SOUTH BEACH
Description:	The project will consist of a full modernization of the elevator and elevator lifts at the Colony Theater.
Projected date range:	10/01/2021 to 09/30/2022

II. Cost Summary

Cost Summary	Previous Years	FY 2020/21	FY 2021/22	FY 2022/23	FY 2023/24	FY 2024/25	Future	Total
CONTRACTED SERVICES REPAIR	-	-	80,000	-	-	-	-	80,000
Total:	**-**	**-**	**80,000**	**-**	**-**	**-**	**-**	**80,000**

III. Fund Summary

Fund Summary	Previous Years	FY 2020/21	FY 2021/22	FY 2022/23	FY 2023/24	FY 2024/25	Future	Total
125 CAPITAL RENEWAL & REPLACEMENT	-	-	80,000	-	-	-	-	80,000
Total:	**-**	**-**	**80,000**	**-**	**-**	**-**	**-**	**80,000**

MIAMIBEACH

CITY OF MIAMI BEACH
FY 2021 - 2025 Capital Budget and 5-Year Capital Improvement Plan

I. General

COLONY THEATER EXIT SIGN RENEWAL **RENEWAL & REPLACEMENT**

Project Number:	63222
Department:	PROPERTY MANAGEMENT
Location:	SOUTH BEACH
Description:	The project will consist of replacing the fire exit signs for the facility. This will also require additional fire exit signs added for the configuration of the back of house and on stage due to performances.
Projected date range:	10/01/2021 to 09/30/2022

II. Cost Summary

Cost Summary	Previous Years	FY 2020/21	FY 2021/22	FY 2022/23	FY 2023/24	FY 2024/25	Future	Total
CONTRACTED SERVICES REPAIR	-	-	35,350	-	-	-	-	35,350
Total:	**-**	**-**	**35,350**	**-**	**-**	**-**	**-**	**35,350**

III. Fund Summary

Fund Summary	Previous Years	FY 2020/21	FY 2021/22	FY 2022/23	FY 2023/24	FY 2024/25	Future	Total
125 CAPITAL RENEWAL & REPLACEMENT	-	-	35,350	-	-	-	-	35,350
Total:	**-**	**-**	**35,350**	**-**	**-**	**-**	**-**	**35,350**

MIAMIBEACH

CITY OF MIAMI BEACH
FY 2021 - 2025 Capital Budget and 5-Year Capital Improvement Plan

I. General

COLONY THEATER EXTERIOR PAINTING **RENEWAL & REPLACEMENT**

Project Number:	62321
Department:	PROPERTY MANAGEMENT
Location:	SOUTH BEACH
Description:	The project will consist of repainting of the exterior of the Colony Theater. This will enhance the Art Deco and Historic theme of the building.
Projected date range:	10/01/2021 to 09/30/2022

II. Cost Summary

Cost Summary	Previous Years	FY 2020/21	FY 2021/22	FY 2022/23	FY 2023/24	FY 2024/25	Future	Total
CONTRACTED SERVICES REPAIR	-	-	80,800	-	-	-	-	80,800
Total:	**-**	**-**	**80,800**	**-**	**-**	**-**	**-**	**80,800**

III. Fund Summary

Fund Summary	Previous Years	FY 2020/21	FY 2021/22	FY 2022/23	FY 2023/24	FY 2024/25	Future	Total
125 CAPITAL RENEWAL & REPLACEMENT	-	-	80,800	-	-	-	-	80,800
Total:	**-**	**-**	**80,800**	**-**	**-**	**-**	**-**	**80,800**

MIAMIBEACH

CITY OF MIAMI BEACH
FY 2021 - 2025 Capital Budget and 5-Year Capital Improvement Plan

I. General

COLONY THEATER LED LIGHTS UPGRADE **RENEWAL & REPLACEMENT**

Project Number:	62421
Department:	PROPERTY MANAGEMENT
Location:	SOUTH BEACH
Description:	Led lighting uprade
Projected date range:	10/01/2021 to 09/30/2022

II. Cost Summary

Cost Summary	Previous Years	FY 2020/21	FY 2021/22	FY 2022/23	FY 2023/24	FY 2024/25	Future	Total
CONTRACTED SERVICES REPAIR	-	-	40,000	-	-	-	-	40,000
Total:	**-**	**-**	**40,000**	**-**	**-**	**-**	**-**	**40,000**

III. Fund Summary

Fund Summary	Previous Years	FY 2020/21	FY 2021/22	FY 2022/23	FY 2023/24	FY 2024/25	Future	Total
125 CAPITAL RENEWAL & REPLACEMENT	-	-	40,000	-	-	-	-	40,000
Total:	**-**	**-**	**40,000**	**-**	**-**	**-**	**-**	**40,000**

MIAMIBEACH

CITY OF MIAMI BEACH
FY 2021 - 2025 Capital Budget and 5-Year Capital Improvement Plan

I. General

COLONY THEATER RESTROOM RENOVATION **RENEWAL & REPLACEMENT**

Project Number:	62221
Department:	PROPERTY MANAGEMENT
Location:	SOUTH BEACH
Description:	This project will consist of the renovation of both public bathrooms at the Colony Theater to get them up to ADA compliance and for accessibility.
Projected date range:	10/01/2021 to 09/30/2022

II. Cost Summary

Cost Summary	Previous Years	FY 2020/21	FY 2021/22	FY 2022/23	FY 2023/24	FY 2024/25	Future	Total
CONTRACTED SERVICES REPAIR	-	-	50,000	-	-	-	-	50,000
Total:	**-**	**-**	**50,000**	**-**	**-**	**-**	**-**	**50,000**

III. Fund Summary

Fund Summary	Previous Years	FY 2020/21	FY 2021/22	FY 2022/23	FY 2023/24	FY 2024/25	Future	Total
125 CAPITAL RENEWAL & REPLACEMENT	-	-	50,000	-	-	-	-	50,000
Total:	**-**	**-**	**50,000**	**-**	**-**	**-**	**-**	**50,000**

MIAMIBEACH

CITY OF MIAMI BEACH
FY 2021 - 2025 Capital Budget and 5-Year Capital Improvement Plan

I. General

COLONY THEATER VINYL FLOORING RENEW **RENEWAL & REPLACEMENT**

Project Number:	63322
Department:	PROPERTY MANAGEMENT
Location:	SOUTH BEACH
Description:	This project will be to renew the vinyl flooring on the 2nd - 4th floors, back of house, dressing rooms and include the renewal of the baseboards along the walls of those floors.
Projected date range:	10/01/2021 to 09/30/2022

II. Cost Summary

Cost Summary	Previous Years	FY 2020/21	FY 2021/22	FY 2022/23	FY 2023/24	FY 2024/25	Future	Total
CONTRACTED SERVICES REPAIR	-	-	32,825	-	-	-	-	32,825
Total:	**-**	**-**	**32,825**	**-**	**-**	**-**	**-**	**32,825**

III. Fund Summary

Fund Summary	Previous Years	FY 2020/21	FY 2021/22	FY 2022/23	FY 2023/24	FY 2024/25	Future	Total
125 CAPITAL RENEWAL & REPLACEMENT	-	-	32,825	-	-	-	-	32,825
Total:	**-**	**-**	**32,825**	**-**	**-**	**-**	**-**	**32,825**

MIAMIBEACH

CITY OF MIAMI BEACH
FY 2021 - 2025 Capital Budget and 5-Year Capital Improvement Plan

I. General

FILLMORE - SITE LIGHTING PHASE II **RENEWAL & REPLACEMENT**

Project Number:	66620
Department:	PROPERTY MANAGEMENT
Location:	SOUTH BEACH
Description:	Site lighting renovation phase II Current lighting system is in adequate and causes a safety concern.
Projected date range:	10/01/2020 to 09/30/2021

II. Cost Summary

Cost Summary	Previous Years	FY 2020/21	FY 2021/22	FY 2022/23	FY 2023/24	FY 2024/25	Future	Total
CONTRACTED SERVICES REPAIR	-	49,751	-	-	-	-	-	49,751
OIG FUNDING	-	249	-	-	-	-	-	249
Total:	**-**	**50,000**	**-**	**-**	**-**	**-**	**-**	**50,000**

III. Fund Summary

Fund Summary	Previous Years	FY 2020/21	FY 2021/22	FY 2022/23	FY 2023/24	FY 2024/25	Future	Total
305 SB QUALITY OF LIFE REST.TAX 1%	-	50,000	-	-	-	-	-	50,000
Total:	**-**	**50,000**	**-**	**-**	**-**	**-**	**-**	**50,000**

MIAMIBEACH

CITY OF MIAMI BEACH
FY 2021 - 2025 Capital Budget and 5-Year Capital Improvement Plan

I. General

FIRE STATION 2 ALARM SYSTEM **RENEWAL & REPLACEMENT**

Project Number:	60077
Department:	PROPERTY MANAGEMENT
Location:	NORTH BEACH
Description:	Alarm system has exceeded its life expectancy.
Projected date range:	10/01/2016 to 12/31/2020

II. Cost Summary

Cost Summary	Previous Years	FY 2020/21	FY 2021/22	FY 2022/23	FY 2023/24	FY 2024/25	Future	Total
CONTRACTED SERVICES REPAIR	89,000	-	-	-	-	-	-	89,000
Total:	**89,000**	**-**	**-**	**-**	**-**	**-**	**-**	**89,000**

III. Fund Summary

Fund Summary	Previous Years	FY 2020/21	FY 2021/22	FY 2022/23	FY 2023/24	FY 2024/25	Future	Total
382 2003 G.O. BONDS-FIRE SAFETY	89,000	-	-	-	-	-	-	89,000
Total:	**89,000**	**-**	**-**	**-**	**-**	**-**	**-**	**89,000**

MIAMIBEACH

CITY OF MIAMI BEACH
FY 2021 - 2025 Capital Budget and 5-Year Capital Improvement Plan

I. General

FIRE STATION #1 ROOF REPAIRS **RENEWAL & REPLACEMENT**

Project Number:	63721
Department:	PROPERTY MANAGEMENT
Location:	SOUTH BEACH
Description:	Project consists of the renewal of the Fire Station #1 roof
Projected date range:	10/01/2020 to 09/30/2022

II. Cost Summary

Cost Summary	Previous Years	FY 2020/21	FY 2021/22	FY 2022/23	FY 2023/24	FY 2024/25	Future	Total
CONTRACTED SERVICES REPAIR	-	110,547	-	-	-	-	-	110,547
OIG FUNDING	-	553	-	-	-	-	-	553
Total:	**-**	**111,100**	**-**	**-**	**-**	**-**	**-**	**111,100**

III. Fund Summary

Fund Summary	Previous Years	FY 2020/21	FY 2021/22	FY 2022/23	FY 2023/24	FY 2024/25	Future	Total
125 CAPITAL RENEWAL & REPLACEMENT	-	111,100	-	-	-	-	-	111,100
Total:	**-**	**111,100**	**-**	**-**	**-**	**-**	**-**	**111,100**

MIAMIBEACH

CITY OF MIAMI BEACH
FY 2021 - 2025 Capital Budget and 5-Year Capital Improvement Plan

I. General

FIRE STATION #2 TRAINING TOWER **RENEWAL & REPLACEMENT**

Project Number:	62117
Department:	PROPERTY MANAGEMENT
Location:	MIDDLE BEACH
Description:	Project consist of the repair of the Fire Administration building training tower
Projected date range:	10/01/2020 to 09/30/2021

II. Cost Summary

Cost Summary	Previous Years	FY 2020/21	FY 2021/22	FY 2022/23	FY 2023/24	FY 2024/25	Future	Total
CONSTRUCTION MANAGEMENT	-	10,000	-	-	-	-	-	10,000
CONTRACTED SERVICES REPAIR	-	300,000	-	-	-	-	-	300,000
DESIGN AND ENGINEERING	-	10,000	-	-	-	-	-	10,000
OIG FUNDING	-	1,600	-	-	-	-	-	1,600
Total:	**-**	**321,600**	**-**	**-**	**-**	**-**	**-**	**321,600**

III. Fund Summary

Fund Summary	Previous Years	FY 2020/21	FY 2021/22	FY 2022/23	FY 2023/24	FY 2024/25	Future	Total
125 CAPITAL RENEWAL & REPLACEMENT	-	160,800	-	-	-	-	-	160,800
305 SB QUALITY OF LIFE REST.TAX 1%	-	160,800	-	-	-	-	-	160,800
Total:	**-**	**321,600**	**-**	**-**	**-**	**-**	**-**	**321,600**

MIAMIBEACH

CITY OF MIAMI BEACH
FY 2021 - 2025 Capital Budget and 5-Year Capital Improvement Plan

I. General

FIRE STATION #2 WATERPROOFING **RENEWAL & REPLACEMENT**

Project Number:	62920
Department:	PROPERTY MANAGEMENT
Location:	MIDDLE BEACH
Description:	Fire station administrative waterproofing and wind retrofit.
Projected date range:	10/01/2019 to 03/31/2021

II. Cost Summary

Cost Summary	Previous Years	FY 2020/21	FY 2021/22	FY 2022/23	FY 2023/24	FY 2024/25	Future	Total
CONTRACTED SERVICES REPAIR	176,832	-	-	-	-	-	-	176,832
DESIGN AND ENGINEERING	14,168	-	-	-	-	-	-	14,168
OIG FUNDING	1,000	-	-	-	-	-	-	1,000
Total:	**192,000**	**-**	**-**	**-**	**-**	**-**	**-**	**192,000**

III. Fund Summary

Fund Summary	Previous Years	FY 2020/21	FY 2021/22	FY 2022/23	FY 2023/24	FY 2024/25	Future	Total
125 CAPITAL RENEWAL & REPLACEMENT	192,000	-	-	-	-	-	-	192,000
Total:	**192,000**	**-**	**-**	**-**	**-**	**-**	**-**	**192,000**

MIAMIBEACH

CITY OF MIAMI BEACH
FY 2021 - 2025 Capital Budget and 5-Year Capital Improvement Plan

I. General

FIRE STATION #3 40 YEAR RECERT. **RENEWAL & REPLACEMENT**

Project Number: 64121

Department: PROPERTY MANAGEMENT

Location: MIDDLE BEACH

Description: Fire Station No. 3 is overdue for its 40-year recertification. Structural and electrical inspections completed by engineering firms determined that some repairs need to be completed before this building could be re-certified The scope of this project includes the correction of several structural and electrical deficiencies outlined by the assessments and specifications report presented by BCC Engineering and TLC Engineering.

Projected date range: 10/01/2020 to 09/30/2021

II. Cost Summary

Cost Summary	Previous Years	FY 2020/21	FY 2021/22	FY 2022/23	FY 2023/24	FY 2024/25	Future	Total
CONTRACTED SERVICES REPAIR	-	48,458	-	-	-	-	-	48,458
OIG FUNDING	-	242	-	-	-	-	-	242
Total:	**-**	**48,700**	**-**	**-**	**-**	**-**	**-**	**48,700**

III. Fund Summary

Fund Summary	Previous Years	FY 2020/21	FY 2021/22	FY 2022/23	FY 2023/24	FY 2024/25	Future	Total
306 MB QUALITY OF LIFE RESO.TX 1%	-	48,700	-	-	-	-	-	48,700
Total:	**-**	**48,700**	**-**	**-**	**-**	**-**	**-**	**48,700**

MIAMIBEACH

CITY OF MIAMI BEACH
FY 2021 - 2025 Capital Budget and 5-Year Capital Improvement Plan

I. General

FIRE STATION 2 EXT PAINT & LIGHTING **RENEWAL & REPLACEMENT**

Project Number:	64720
Department:	PROPERTY MANAGEMENT
Location:	MIDDLE BEACH
Description:	Current paint is outdated. Replacing lights to LED to increase security and aesthetics
Projected date range:	10/01/2021 to 12/31/2022

II. Cost Summary

Cost Summary	Previous Years	FY 2020/21	FY 2021/22	FY 2022/23	FY 2023/24	FY 2024/25	Future	Total
CONTRACTED SERVICES REPAIR	-	-	55,000	-	-	-	-	55,000
Total:	**-**	**-**	**55,000**	**-**	**-**	**-**	**-**	**55,000**

III. Fund Summary

Fund Summary	Previous Years	FY 2020/21	FY 2021/22	FY 2022/23	FY 2023/24	FY 2024/25	Future	Total
125 CAPITAL RENEWAL & REPLACEMENT	-	-	55,000	-	-	-	-	55,000
Total:	**-**	**-**	**55,000**	**-**	**-**	**-**	**-**	**55,000**

MIAMIBEACH

CITY OF MIAMI BEACH
FY 2021 - 2025 Capital Budget and 5-Year Capital Improvement Plan

I. General

FIRE STATION 2-A/C REPLACEMENT **RENEWAL & REPLACEMENT**

Project Number:	60420
Department:	PROPERTY MANAGEMENT
Location:	MIDDLE BEACH
Description:	Current units have reached the end of their useful life.
Projected date range:	10/01/2020 to 12/31/2021

II. Cost Summary

Cost Summary	Previous Years	FY 2020/21	FY 2021/22	FY 2022/23	FY 2023/24	FY 2024/25	Future	Total
CONTRACTED SERVICES REPAIR	-	104,478	-	-	-	-	-	104,478
OIG FUNDING	-	522	-	-	-	-	-	522
Total:	**-**	**105,000**	**-**	**-**	**-**	**-**	**-**	**105,000**

III. Fund Summary

Fund Summary	Previous Years	FY 2020/21	FY 2021/22	FY 2022/23	FY 2023/24	FY 2024/25	Future	Total
125 CAPITAL RENEWAL & REPLACEMENT	-	52,500	-	-	-	-	-	52,500
305 SB QUALITY OF LIFE REST.TAX 1%	-	52,500	-	-	-	-	-	52,500
Total:	**-**	**105,000**	**-**	**-**	**-**	**-**	**-**	**105,000**

MIAMIBEACH

CITY OF MIAMI BEACH
FY 2021 - 2025 Capital Budget and 5-Year Capital Improvement Plan

I. General

FIRE STATION 3 EMERGENCY GENERATOR **RENEWAL & REPLACEMENT**

Project Number:	67220
Department:	PROPERTY MANAGEMENT
Location:	MIDDLE BEACH
Description:	Remove existing generator and associated switch gear then provide and install new generator and electrical switch gear.
Projected date range:	10/01/2015 to 12/31/2020

II. Cost Summary

Cost Summary	Previous Years	FY 2020/21	FY 2021/22	FY 2022/23	FY 2023/24	FY 2024/25	Future	Total
CONTRACTED SERVICES REPAIR	566	-	-	-	-	-	-	566
MACHINERY & EQUIPMENT	49,500	-	-	-	-	-	-	49,500
OTHER COSTS	38,773	-	-	-	-	-	-	38,773
PROFESSIONAL SERVICES	15,979	-	-	-	-	-	-	15,979
RENOVATION	5,182	-	-	-	-	-	-	5,182
Total:	**110,000**	**-**	**-**	**-**	**-**	**-**	**-**	**110,000**

III. Fund Summary

Fund Summary	Previous Years	FY 2020/21	FY 2021/22	FY 2022/23	FY 2023/24	FY 2024/25	Future	Total
125 CAPITAL RENEWAL & REPLACEMENT	43,955	-	-	-	-	-	-	43,955
382 2003 G.O. BONDS-FIRE SAFETY	66,045	-	-	-	-	-	-	66,045
Total:	**110,000**	**-**	**-**	**-**	**-**	**-**	**-**	**110,000**

MIAMIBEACH

CITY OF MIAMI BEACH
FY 2021 - 2025 Capital Budget and 5-Year Capital Improvement Plan

I. General

FIRE STATION 3 FIRE ALARM UPGRADE **RENEWAL & REPLACEMENT**

Project Number:	67200
Department:	PROPERTY MANAGEMENT
Location:	MIDDLE BEACH
Description:	Removing the existing Fire alarm and replacing it with a new one.
Projected date range:	10/01/2015 to 12/31/2020

II. Cost Summary

Cost Summary	Previous Years	FY 2020/21	FY 2021/22	FY 2022/23	FY 2023/24	FY 2024/25	Future	Total
CONTRACTED SERVICES REPAIR	40,000	-	-	-	-	-	-	40,000
OTHER OPERATING	4,941	-	-	-	-	-	-	4,941
RENOVATION	10,059	-	-	-	-	-	-	10,059
Total:	**55,000**	**-**	**-**	**-**	**-**	**-**	**-**	**55,000**

III. Fund Summary

Fund Summary	Previous Years	FY 2020/21	FY 2021/22	FY 2022/23	FY 2023/24	FY 2024/25	Future	Total
125 CAPITAL RENEWAL & REPLACEMENT	55,000	-	-	-	-	-	-	55,000
Total:	**55,000**	**-**	**-**	**-**	**-**	**-**	**-**	**55,000**

MIAMIBEACH

CITY OF MIAMI BEACH
FY 2021 - 2025 Capital Budget and 5-Year Capital Improvement Plan

I. General

FLAMINGO FOOTBALL STADIUM RAILINGS **RENEWAL & REPLACEMENT**

Project Number:	60523
Department:	PARKS AND RECREATION
Location:	SOUTH BEACH'
Description:	Replacement of railings at the Flamingo Park football stadium.
Projected date range:	10/01/2022 to 09/30/2023

II. Cost Summary

Cost Summary	Previous Years	FY 2020/21	FY 2021/22	FY 2022/23	FY 2023/24	FY 2024/25	Future	Total
CONTRACTED SERVICES REPAIR	-	-	-	100,000	-	-	-	100,000
Total:	**-**	**-**	**-**	**100,000**	**-**	**-**	**-**	**100,000**

III. Fund Summary

Fund Summary	Previous Years	FY 2020/21	FY 2021/22	FY 2022/23	FY 2023/24	FY 2024/25	Future	Total
302 PAY-AS-YOU-GO	-	-	-	100,000	-	-	-	100,000
Total:	**-**	**-**	**-**	**100,000**	**-**	**-**	**-**	**100,000**

MIAMIBEACH

CITY OF MIAMI BEACH
FY 2021 - 2025 Capital Budget and 5-Year Capital Improvement Plan

I. General

FLAMINGO PARK NORTH-SOUTH WALKWAY **RENEWAL & REPLACEMENT**

Project Number:	60022
Department:	PARKS AND RECREATION
Location:	SOUTH BEACH
Description:	Repair and replacement of north-south walkway at Flamingo Park
Projected date range:	10/01/2022 to 12/31/2023

II. Cost Summary

Cost Summary	Previous Years	FY 2020/21	FY 2021/22	FY 2022/23	FY 2023/24	FY 2024/25	Future	Total
CONTRACTED SERVICES REPAIR	-	-	-	300,000	-	-	-	300,000
Total:	**-**	**-**	**-**	**300,000**	**-**	**-**	**-**	**300,000**

III. Fund Summary

Fund Summary	Previous Years	FY 2020/21	FY 2021/22	FY 2022/23	FY 2023/24	FY 2024/25	Future	Total
305 SB QUALITY OF LIFE REST.TAX 1%	-	-	-	300,000	-	-	-	300,000
Total:	**-**	**-**	**-**	**300,000**	**-**	**-**	**-**	**300,000**

MIAMIBEACH

CITY OF MIAMI BEACH
FY 2021 - 2025 Capital Budget and 5-Year Capital Improvement Plan

I. General

FLAMINGO PARK POOL PLAYGROUND **RENEWAL & REPLACEMENT**

Project Number: 67420

Department: PARKS AND RECREATION

Location: SOUTH BEACH

Description: The Parks and Recreation Department is recommending the replacement of the existing water playground at the pool to improve customer satisfaction with the pool. Replacement includes removal/disposal of the water playground and installation of the new water playground in addition to any related contracted work such as electrical bonding.

Projected date range: 10/01/2015 to 05/31/2021

II. Cost Summary

Cost Summary	Previous Years	FY 2020/21	FY 2021/22	FY 2022/23	FY 2023/24	FY 2024/25	Future	Total
CONTRACTED SERVICES REPAIR	51,883	-	-	-	-	-	-	51,883
OIG FUNDING	1,000	-	-	-	-	-	-	1,000
OTHER CONTRACTUAL SERVICES	104,175	-	-	-	-	-	-	104,175
OTHER COSTS	75,026	-	-	-	-	-	-	75,026
PROFESSIONAL SERVICES	13,500	-	-	-	-	-	-	13,500
Total:	**245,584**	**-**	**-**	**-**	**-**	**-**	**-**	**245,584**

III. Fund Summary

Fund Summary	Previous Years	FY 2020/21	FY 2021/22	FY 2022/23	FY 2023/24	FY 2024/25	Future	Total
366 PARKS AND REC. BEAUTIF. FUNDS	65,383	-	-	-	-	-	-	65,383
370 RCP -1996 15M GO BOND	104,175	-	-	-	-	-	-	104,175
383 2003 GO BONDS-PARKS & BEACHES	76,026	-	-	-	-	-	-	76,026
Total:	**245,584**	**-**	**-**	**-**	**-**	**-**	**-**	**245,584**

MIAMIBEACH

CITY OF MIAMI BEACH
FY 2021 - 2025 Capital Budget and 5-Year Capital Improvement Plan

I. General

FLAMINGO POOL DECK & PUMP ROOM **RENEWAL & REPLACEMENT**

Project Number:	66418
Department:	PARKS AND RECREATION
Location:	SOUTH BEACH
Description:	Flamingo Pool deck improvements and pool pump room improvements
Projected date range:	10/01/2023 to 12/31/2024

II. Cost Summary

Cost Summary	Previous Years	FY 2020/21	FY 2021/22	FY 2022/23	FY 2023/24	FY 2024/25	Future	Total
CONTRACTED SERVICES REPAIR	-	-	-	-	334,000	-	-	334,000
Total:	**-**	**-**	**-**	**-**	**334,000**	**-**	**-**	**334,000**

III. Fund Summary

Fund Summary	Previous Years	FY 2020/21	FY 2021/22	FY 2022/23	FY 2023/24	FY 2024/25	Future	Total
302 PAY-AS-YOU-GO	-	-	-	-	334,000	-	-	334,000
Total:	**-**	**-**	**-**	**-**	**334,000**	**-**	**-**	**334,000**

MIAMIBEACH

CITY OF MIAMI BEACH
FY 2021 - 2025 Capital Budget and 5-Year Capital Improvement Plan

I. General

FLEET BAYS PLUMBING RENEWAL **RENEWAL & REPLACEMENT**

Project Number:	63922
Department:	PROPERTY MANAGEMENT
Location:	SOUTH BEACH
Description:	To replace the current cast iron plumbing that is severely corroded with new plumbing.
Projected date range:	10/01/2021 to 09/30/2022

II. Cost Summary

Cost Summary	Previous Years	FY 2020/21	FY 2021/22	FY 2022/23	FY 2023/24	FY 2024/25	Future	Total
CONTRACTED SERVICES REPAIR	-	-	140,700	-	-	-	-	140,700
Total:	**-**	**-**	**140,700**	**-**	**-**	**-**	**-**	**140,700**

III. Fund Summary

Fund Summary	Previous Years	FY 2020/21	FY 2021/22	FY 2022/23	FY 2023/24	FY 2024/25	Future	Total
302 PAY-AS-YOU-GO	-	-	140,700	-	-	-	-	140,700
Total:	**-**	**-**	**140,700**	**-**	**-**	**-**	**-**	**140,700**

MIAMIBEACH

CITY OF MIAMI BEACH
FY 2021 - 2025 Capital Budget and 5-Year Capital Improvement Plan

I. General

FLEET MANAGEMENT BAYS PAINTING **RENEWAL & REPLACEMENT**

Project Number:	66118
Department:	PROPERTY MANAGEMENT
Location:	SOUTH BEACH
Description:	Interior painting of the bays at Fleet Management
Projected date range:	10/01/2021 to 12/31/2022

II. Cost Summary

Cost Summary	Previous Years	FY 2020/21	FY 2021/22	FY 2022/23	FY 2023/24	FY 2024/25	Future	Total
CONTRACTED SERVICES REPAIR	-	-	120,000	-	-	-	-	120,000
Total:	**-**	**-**	**120,000**	**-**	**-**	**-**	**-**	**120,000**

III. Fund Summary

Fund Summary	Previous Years	FY 2020/21	FY 2021/22	FY 2022/23	FY 2023/24	FY 2024/25	Future	Total
302 PAY-AS-YOU-GO	-	-	120,000	-	-	-	-	120,000
Total:	**-**	**-**	**120,000**	**-**	**-**	**-**	**-**	**120,000**

MIAMIBEACH

CITY OF MIAMI BEACH
FY 2021 - 2025 Capital Budget and 5-Year Capital Improvement Plan

I. General

FLEET MANAGEMENT CONCRETE SPALLING **RENEWAL & REPLACEMENT**

Project Number:	66018
Department:	PROPERTY MANAGEMENT
Location:	SOUTH BEACH
Description:	Concrete spalling repairs to the bays areas in Fleet Management
Projected date range:	10/01/2020 to 09/30/2021

II. Cost Summary

Cost Summary	Previous Years	FY 2020/21	FY 2021/22	FY 2022/23	FY 2023/24	FY 2024/25	Future	Total
CONTRACTED SERVICES REPAIR	-	99,502	-	-	-	-	-	99,502
OIG FUNDING	-	498	-	-	-	-	-	498
Total:	**-**	**100,000**	**-**	**-**	**-**	**-**	**-**	**100,000**

III. Fund Summary

Fund Summary	Previous Years	FY 2020/21	FY 2021/22	FY 2022/23	FY 2023/24	FY 2024/25	Future	Total
302 PAY-AS-YOU-GO	-	100,000	-	-	-	-	-	100,000
Total:	**-**	**100,000**	**-**	**-**	**-**	**-**	**-**	**100,000**

MIAMIBEACH

CITY OF MIAMI BEACH
FY 2021 - 2025 Capital Budget and 5-Year Capital Improvement Plan

I. General

FLEET MANAGEMENT FIRE SPRINKLER **RENEWAL & REPLACEMENT**

Project Number:	65818
Department:	PROPERTY MANAGEMENT
Location:	SOUTH BEACH
Description:	Renewal of the fire sprinkler at fleet management
Projected date range:	10/01/2020 to 09/30/2021

II. Cost Summary

Cost Summary	Previous Years	FY 2020/21	FY 2021/22	FY 2022/23	FY 2023/24	FY 2024/25	Future	Total
CONTRACTED SERVICES REPAIR	-	248,756	-	-	-	-	-	248,756
OIG FUNDING	-	1,244	-	-	-	-	-	1,244
Total:	**-**	**250,000**	**-**	**-**	**-**	**-**	**-**	**250,000**

III. Fund Summary

Fund Summary	Previous Years	FY 2020/21	FY 2021/22	FY 2022/23	FY 2023/24	FY 2024/25	Future	Total
302 PAY-AS-YOU-GO	-	250,000	-	-	-	-	-	250,000
Total:	**-**	**250,000**	**-**	**-**	**-**	**-**	**-**	**250,000**

MIAMIBEACH

CITY OF MIAMI BEACH
FY 2021 - 2025 Capital Budget and 5-Year Capital Improvement Plan

I. General

FLEET MANAGEMENT LED LIGHTING **RENEWAL & REPLACEMENT**

Project Number:	65918
Department:	PROPERTY MANAGEMENT
Location:	SOUTH BEACH
Description:	Led lighting renewal at fleet management
Projected date range:	10/01/2021 to 12/31/2022

II. Cost Summary

Cost Summary	Previous Years	FY 2020/21	FY 2021/22	FY 2022/23	FY 2023/24	FY 2024/25	Future	Total
CONTRACTED SERVICES REPAIR	-	-	150,000	-	-	-	-	150,000
Total:	**-**	**-**	**150,000**	**-**	**-**	**-**	**-**	**150,000**

III. Fund Summary

Fund Summary	Previous Years	FY 2020/21	FY 2021/22	FY 2022/23	FY 2023/24	FY 2024/25	Future	Total
302 PAY-AS-YOU-GO	-	-	150,000	-	-	-	-	150,000
Total:	**-**	**-**	**150,000**	**-**	**-**	**-**	**-**	**150,000**

MIAMIBEACH

CITY OF MIAMI BEACH
FY 2021 - 2025 Capital Budget and 5-Year Capital Improvement Plan

I. General

FLEET MANAGEMENT STAIRS RESTORATION **RENEWAL & REPLACEMENT**

Project Number:	65618
Department:	PROPERTY MANAGEMENT
Location:	SOUTH BEACH
Description:	Restoration of the stairs
Projected date range:	10/01/2021 to 12/31/2022

II. Cost Summary

Cost Summary	Previous Years	FY 2020/21	FY 2021/22	FY 2022/23	FY 2023/24	FY 2024/25	Future	Total
CONTRACTED SERVICES REPAIR	-	-	35,000	-	-	-	-	35,000
Total:	**-**	**-**	**35,000**	**-**	**-**	**-**	**-**	**35,000**

III. Fund Summary

Fund Summary	Previous Years	FY 2020/21	FY 2021/22	FY 2022/23	FY 2023/24	FY 2024/25	Future	Total
302 PAY-AS-YOU-GO	-	-	35,000	-	-	-	-	35,000
Total:	**-**	**-**	**35,000**	**-**	**-**	**-**	**-**	**35,000**

MIAMIBEACH

CITY OF MIAMI BEACH
FY 2021 - 2025 Capital Budget and 5-Year Capital Improvement Plan

I. General

FLEET MANAGEMENT WAREHOUSE CEILING **RENEWAL & REPLACEMENT**

Project Number:	65718
Department:	PROPERTY MANAGEMENT
Location:	SOUTH BEACH
Description:	Restoration of the warehouse ceiling
Projected date range:	10/01/2021 to 12/31/2022

II. Cost Summary

Cost Summary	Previous Years	FY 2020/21	FY 2021/22	FY 2022/23	FY 2023/24	FY 2024/25	Future	Total
CONTRACTED SERVICES REPAIR	-	-	30,000	-	-	-	-	30,000
Total:	**-**	**-**	**30,000**	**-**	**-**	**-**	**-**	**30,000**

III. Fund Summary

Fund Summary	Previous Years	FY 2020/21	FY 2021/22	FY 2022/23	FY 2023/24	FY 2024/25	Future	Total
302 PAY-AS-YOU-GO	-	-	30,000	-	-	-	-	30,000
Total:	**-**	**-**	**30,000**	**-**	**-**	**-**	**-**	**30,000**

MIAMIBEACH

CITY OF MIAMI BEACH
FY 2021 - 2025 Capital Budget and 5-Year Capital Improvement Plan

I. General

FLEET/SANITATION FIRE ALARM SYSTEM **RENEWAL & REPLACEMENT**

Project Number: 69470
Department: PROPERTY MANAGEMENT
Location: SOUTH BEACH
Description: Replace aged fire alarm system in the Fleet Management/Sanitation Building to bring it up to current code. This project is funded 50% each from the Fleet and Sanitation Funds. This project was selected based on the life safety criterion.
Projected date range: 10/01/2015 to 12/31/2020

II. Cost Summary

Cost Summary	Previous Years	FY 2020/21	FY 2021/22	FY 2022/23	FY 2023/24	FY 2024/25	Future	Total
CONTINGENCY	7,800	-	-	-	-	-	-	7,800
OTHER SUPPLIES	78,000	-	-	-	-	-	-	78,000
Total:	**85,800**	**-**	**-**	**-**	**-**	**-**	**-**	**85,800**

III. Fund Summary

Fund Summary	Previous Years	FY 2020/21	FY 2021/22	FY 2022/23	FY 2023/24	FY 2024/25	Future	Total
435 SANITATION ENTERPRISE FUND	42,900	-	-	-	-	-	-	42,900
510 FLEET MANAGEMENT FUND	42,900	-	-	-	-	-	-	42,900
Total:	**85,800**	**-**	**-**	**-**	**-**	**-**	**-**	**85,800**

MIAMIBEACH

CITY OF MIAMI BEACH
FY 2021 - 2025 Capital Budget and 5-Year Capital Improvement Plan

I. General

GO#26: ROOFS FOR CULTURAL FACIL. **RENEWAL & REPLACEMENT**

Project Number:	28919
Department:	PROPERTY MANAGEMENT
Location:	SOUTH BEACH
Description:	Preserve and strengthen the cultural facilities at The Fillmore, Miami City Ballet, and The Colony Theater by replacing their aged and leaking roods with structurally-sound and resilient roofs.
Projected date range:	03/01/2019 to 09/30/2020

II. Cost Summary

Cost Summary	Previous Years	FY 2020/21	FY 2021/22	FY 2022/23	FY 2023/24	FY 2024/25	Future	Total
CONSTRUCTION	2,881,229	-	-	-	-	-	-	2,881,229
DESIGN AND ENGINEERING	51,475	-	-	-	-	-	-	51,475
OIG FUNDING	2,000	-	-	-	-	-	-	2,000
PROGRAM MANAGEMENT	45,296	-	-	-	-	-	-	45,296
Total:	**2,980,000**	**-**	**-**	**-**	**-**	**-**	**-**	**2,980,000**

III. Fund Summary

Fund Summary	Previous Years	FY 2020/21	FY 2021/22	FY 2022/23	FY 2023/24	FY 2024/25	Future	Total
391 2019 GO BONDS – PARKS	2,980,000	-	-	-	-	-	-	2,980,000
Total:	**2,980,000**	**-**	**-**	**-**	**-**	**-**	**-**	**2,980,000**

MIAMIBEACH

CITY OF MIAMI BEACH
FY 2021 - 2025 Capital Budget and 5-Year Capital Improvement Plan

I. General

GO#48: POLICE HQ FACILITY **RENEWAL & REPLACEMENT**

Project Number: 68519

Department: PROPERTY MANAGEMENT

Location: SOUTH BEACH

Description: Renovate Police Headquarter facilities by upgrading fire alarm, sprinkler and HVAC systems and installing building generators; improve police officer training and certification programs with the installation of a new practice shooting range.

Projected date range: 02/13/2019 to 09/30/2025

II. Cost Summary

Cost Summary	Previous Years	FY 2020/21	FY 2021/22	FY 2022/23	FY 2023/24	FY 2024/25	Future	Total
CONTRACTED SERVICES REPAIR	3,919,200	-	-	-	-	6,000,000	-	9,919,200
OIG FUNDING	20,000	-	-	-	-	-	-	20,000
PROGRAM MANAGEMENT	60,800	-	-	-	-	-	-	60,800
Total:	**4,000,000**	**-**	**-**	**-**	**-**	**6,000,000**	**-**	**10,000,000**

III. Fund Summary

Fund Summary	Previous Years	FY 2020/21	FY 2021/22	FY 2022/23	FY 2023/24	FY 2024/25	Future	Total
392 2019 GO BONDS - PUBLIC SAFETY	4,000,000	-	-	-	-	-	-	4,000,000
FGO P.SAFE FUTURE GO BONDS PUBLIC SAFETY	-	-	-	-	-	6,000,000	-	6,000,000
Total:	**4,000,000**	**-**	**-**	**-**	**-**	**6,000,000**	**-**	**10,000,000**

MIAMIBEACH

CITY OF MIAMI BEACH
FY 2021 - 2025 Capital Budget and 5-Year Capital Improvement Plan

I. General

GO#52: LED LIGHTING IN PARKS **RENEWAL & REPLACEMENT**

Project Number: 68919

Department: PARKS AND RECREATION

Location: CITYWIDE

Description: Upgrade sports and pathway lighting in Flamingo, North Shore, Normandy Isle, Tatum, Stillwater and Crespi Parks, to a modern LED technology system that illuminates outdoor areas while also saving energy.

Projected date range: 02/13/2019 to 09/30/2023

II. Cost Summary

Cost Summary	Previous Years	FY 2020/21	FY 2021/22	FY 2022/23	FY 2023/24	FY 2024/25	Future	Total
CONSTRUCTION	-	-	3,459,000	-	-	-	-	3,459,000
CONTINGENCY	104,100	-	-	-	-	-	-	104,100
CONTRACTED SERVICES REPAIR	731,698	-	-	-	-	-	-	731,698
OIG FUNDING	2,000	-	-	-	-	-	-	2,000
OTHER COSTS	83,280	-	-	-	-	-	-	83,280
PROFESSIONAL SERVICES	104,100	-	-	-	-	-	-	104,100
PROGRAM MANAGEMENT	15,822	-	-	-	-	-	-	15,822
Total:	**1,041,000**	**-**	**3,459,000**	**-**	**-**	**-**	**-**	**4,500,000**

III. Fund Summary

Fund Summary	Previous Years	FY 2020/21	FY 2021/22	FY 2022/23	FY 2023/24	FY 2024/25	Future	Total
392 2019 GO BONDS - PUBLIC SAFETY	1,041,000	-	-	-	-	-	-	1,041,000
FGO P.SAFE FUTURE GO BONDS PUBLIC SAFETY	-	-	3,459,000	-	-	-	-	3,459,000
Total:	**1,041,000**	**-**	**3,459,000**	**-**	**-**	**-**	**-**	**4,500,000**

MIAMIBEACH

CITY OF MIAMI BEACH
FY 2021 - 2025 Capital Budget and 5-Year Capital Improvement Plan

I. General

GREENSPACE FACILITY SECURITY SYSTEM **RENEWAL & REPLACEMENT**

Project Number:	65120
Department:	PW GREENSPACE MANAGEMENT
Location:	MIDDLE BEACH
Description:	Replace and modernize the current unreliable security system at the Greenspace Maintenance Facility located at 2100 Meridian Ave., including the installation of high definition audio and visual capable security cameras, a motorized access gate with keycard access and key card access to the main office facility.
Projected date range:	10/01/2021 to 12/31/2022

II. Cost Summary

Cost Summary	Previous Years	FY 2020/21	FY 2021/22	FY 2022/23	FY 2023/24	FY 2024/25	Future	Total
CONTRACTED SERVICES REPAIR	-	-	110,000	-	-	-	-	110,000
Total:	**-**	**-**	**110,000**	**-**	**-**	**-**	**-**	**110,000**

III. Fund Summary

Fund Summary	Previous Years	FY 2020/21	FY 2021/22	FY 2022/23	FY 2023/24	FY 2024/25	Future	Total
125 CAPITAL RENEWAL & REPLACEMENT	-	-	110,000	-	-	-	-	110,000
Total:	**-**	**-**	**110,000**	**-**	**-**	**-**	**-**	**110,000**

MIAMIBEACH

CITY OF MIAMI BEACH
FY 2021 - 2025 Capital Budget and 5-Year Capital Improvement Plan

I. General

HISTORIC C. HALL ENRGY EFF. WINDOW **RENEWAL & REPLACEMENT**

Project Number:	63422
Department:	PROPERTY MANAGEMENT
Location:	SOUTH BEACH
Description:	Installation of energy-efficient windows at Historic City Hall
Projected date range:	10/01/2021 to 09/30/2022

II. Cost Summary

Cost Summary	Previous Years	FY 2020/21	FY 2021/22	FY 2022/23	FY 2023/24	FY 2024/25	Future	Total
CONTRACTED SERVICES REPAIR	-	-	32,320	-	-	-	-	32,320
Total:	**-**	**-**	**32,320**	**-**	**-**	**-**	**-**	**32,320**

III. Fund Summary

Fund Summary	Previous Years	FY 2020/21	FY 2021/22	FY 2022/23	FY 2023/24	FY 2024/25	Future	Total
125 CAPITAL RENEWAL & REPLACEMENT	-	-	32,320	-	-	-	-	32,320
Total:	**-**	**-**	**32,320**	**-**	**-**	**-**	**-**	**32,320**

MIAMIBEACH

CITY OF MIAMI BEACH
FY 2021 - 2025 Capital Budget and 5-Year Capital Improvement Plan

I. General

HISTORIC CH-ROOF ACCESS LADDER **RENEWAL & REPLACEMENT**

Project Number:	65720
Department:	PROPERTY MANAGEMENT
Location:	SOUTH BEACH
Description:	Installation of ladder and hatch for roof, to provide access for maintenance and repairs.
Projected date range:	10/01/2021 to 12/31/2022

II. Cost Summary

Cost Summary	Previous Years	FY 2020/21	FY 2021/22	FY 2022/23	FY 2023/24	FY 2024/25	Future	Total
CONTRACTED SERVICES REPAIR	-	-	100,000	-	-	-	-	100,000
Total:	**-**	**-**	**100,000**	**-**	**-**	**-**	**-**	**100,000**

III. Fund Summary

Fund Summary	Previous Years	FY 2020/21	FY 2021/22	FY 2022/23	FY 2023/24	FY 2024/25	Future	Total
125 CAPITAL RENEWAL & REPLACEMENT	-	-	100,000	-	-	-	-	100,000
Total:	**-**	**-**	**100,000**	**-**	**-**	**-**	**-**	**100,000**

MIAMIBEACH

CITY OF MIAMI BEACH
FY 2021 - 2025 Capital Budget and 5-Year Capital Improvement Plan

I. General

HISTORIC CITY HALL 90 YEAR RECERTIF **RENEWAL & REPLACEMENT**

Project Number: 64021

Department: PROPERTY MANAGEMENT

Location: SOUTH BEACH

Description: Historic City Hall is due for its 90-year recertification. Structural and electrical inspections completed by engineering firms determined that some repairs need to be completed before this building could be re-certified The scope of this project includes the correction of several structural and electrical deficiencies outlined by the assessments and specifications report presented by BCC Engineering and TLC Engineering.

Projected date range: 10/01/2020 to 09/30/2021

II. Cost Summary

Cost Summary	Previous Years	FY 2020/21	FY 2021/22	FY 2022/23	FY 2023/24	FY 2024/25	Future	Total
CONTRACTED SERVICES REPAIR	-	65,672	-	-	-	-	-	65,672
OIG FUNDING	-	328	-	-	-	-	-	328
Total:	**-**	**66,000**	**-**	**-**	**-**	**-**	**-**	**66,000**

III. Fund Summary

Fund Summary	Previous Years	FY 2020/21	FY 2021/22	FY 2022/23	FY 2023/24	FY 2024/25	Future	Total
125 CAPITAL RENEWAL & REPLACEMENT	-	66,000	-	-	-	-	-	66,000
Total:	**-**	**66,000**	**-**	**-**	**-**	**-**	**-**	**66,000**

MIAMIBEACH

CITY OF MIAMI BEACH
FY 2021 - 2025 Capital Budget and 5-Year Capital Improvement Plan

I. General

HISTORIC CITY HALL ELEVATOR **RENEWAL & REPLACEMENT**

Project Number:	66220
Department:	PROPERTY MANAGEMENT
Location:	SOUTH BEACH
Description:	This project will aim to modernize the elevator cabs (2) that are currently at Historic City Hall. This will include new cabling, equipment. and mechanisms needed to ensure the proper running of the elevators.
Projected date range:	10/01/2019 to 09/30/2021

II. Cost Summary

Cost Summary	Previous Years	FY 2020/21	FY 2021/22	FY 2022/23	FY 2023/24	FY 2024/25	Future	Total
CONTRACTED SERVICES REPAIR	348,000	-	-	-	-	-	-	348,000
OIG FUNDING	2,000	-	-	-	-	-	-	2,000
Total:	**350,000**	**-**	**-**	**-**	**-**	**-**	**-**	**350,000**

III. Fund Summary

Fund Summary	Previous Years	FY 2020/21	FY 2021/22	FY 2022/23	FY 2023/24	FY 2024/25	Future	Total
125 CAPITAL RENEWAL & REPLACEMENT	350,000	-	-	-	-	-	-	350,000
Total:	**350,000**	**-**	**-**	**-**	**-**	**-**	**-**	**350,000**

MIAMIBEACH

CITY OF MIAMI BEACH
FY 2021 - 2025 Capital Budget and 5-Year Capital Improvement Plan

I. General

HISTORIC CITY HALL FIRE ALARM **RENEWAL & REPLACEMENT**

Project Number: 60618
Department: PROPERTY MANAGEMENT
Location: SOUTH BEACH
Description: New fire alarm system.

Projected date range: 10/01/2017 to 12/31/2020

II. Cost Summary

Cost Summary	Previous Years	FY 2020/21	FY 2021/22	FY 2022/23	FY 2023/24	FY 2024/25	Future	Total
INTERNAL CHARGEBACK	-	106	-	-	-	-	-	106
OTHER CONTRACTUAL SERVICES	151,618	(106)	-	-	-	-	-	151,512
Total:	**151,618**	**-**	**-**	**-**	**-**	**-**	**-**	**151,618**

III. Fund Summary

Fund Summary	Previous Years	FY 2020/21	FY 2021/22	FY 2022/23	FY 2023/24	FY 2024/25	Future	Total
125 CAPITAL RENEWAL & REPLACEMENT	151,618	-	-	-	-	-	-	151,618
Total:	**151,618**	**-**	**-**	**-**	**-**	**-**	**-**	**151,618**

MIAMIBEACH

CITY OF MIAMI BEACH
FY 2021 - 2025 Capital Budget and 5-Year Capital Improvement Plan

I. General

HISTORIC CITY HALL FRONT ELEVATION **RENEWAL & REPLACEMENT**

Project Number:	62622
Department:	PROPERTY MANAGEMENT
Location:	SOUTH BEACH
Description:	To seal the front and back elevation and 3 balconies at Historic City Hall
Projected date range:	10/01/2021 to 09/30/2022

II. Cost Summary

Cost Summary	Previous Years	FY 2020/21	FY 2021/22	FY 2022/23	FY 2023/24	FY 2024/25	Future	Total
CONTRACTED SERVICES REPAIR	-	-	50,500	-	-	-	-	50,500
Total:	**-**	**-**	**50,500**	**-**	**-**	**-**	**-**	**50,500**

III. Fund Summary

Fund Summary	Previous Years	FY 2020/21	FY 2021/22	FY 2022/23	FY 2023/24	FY 2024/25	Future	Total
125 CAPITAL RENEWAL & REPLACEMENT	-	-	50,500	-	-	-	-	50,500
Total:	**-**	**-**	**50,500**	**-**	**-**	**-**	**-**	**50,500**

MIAMIBEACH

CITY OF MIAMI BEACH
FY 2021 - 2025 Capital Budget and 5-Year Capital Improvement Plan

I. General

HISTORIC CITY HALL HUMIDITY CONTROL **RENEWAL & REPLACEMENT**

Project Number:	60418
Department:	PROPERTY MANAGEMENT
Location:	SOUTH BEACH
Description:	Installation of fan coils on every mechanical room inside Historic City Hall and upgrade of smoke controls
Projected date range:	10/01/2017 to 12/31/2020

II. Cost Summary

Cost Summary	Previous Years	FY 2020/21	FY 2021/22	FY 2022/23	FY 2023/24	FY 2024/25	Future	Total
OTHER CONTRACTUAL SERVICES	96,068	-	-	-	-	-	-	96,068
Total:	**96,068**	**-**	**-**	**-**	**-**	**-**	**-**	**96,068**

III. Fund Summary

Fund Summary	Previous Years	FY 2020/21	FY 2021/22	FY 2022/23	FY 2023/24	FY 2024/25	Future	Total
125 CAPITAL RENEWAL & REPLACEMENT	96,068	-	-	-	-	-	-	96,068
Total:	**96,068**	**-**	**-**	**-**	**-**	**-**	**-**	**96,068**

MIAMIBEACH

CITY OF MIAMI BEACH
FY 2021 - 2025 Capital Budget and 5-Year Capital Improvement Plan

I. General

HISTORIC CITY HALL-VFD REPLACEMENT **RENEWAL & REPLACEMENT**

Project Number:	60920
Department:	PROPERTY MANAGEMENT
Location:	SOUTH BEACH
Description:	Replacement of variable frequency drives (VFD's) that will allow for better control of the system.
Projected date range:	10/01/2019 to 05/01/2021

II. Cost Summary

Cost Summary	Previous Years	FY 2020/21	FY 2021/22	FY 2022/23	FY 2023/24	FY 2024/25	Future	Total
CONTRACTED SERVICES REPAIR	173,412	-	-	-	-	-	-	173,412
DESIGN AND ENGINEERING	25,588	-	-	-	-	-	-	25,588
OIG FUNDING	1,000	-	-	-	-	-	-	1,000
Total:	**200,000**	**-**	**-**	**-**	**-**	**-**	**-**	**200,000**

III. Fund Summary

Fund Summary	Previous Years	FY 2020/21	FY 2021/22	FY 2022/23	FY 2023/24	FY 2024/25	Future	Total
302 PAY-AS-YOU-GO	200,000	-	-	-	-	-	-	200,000
Total:	**200,000**	**-**	**-**	**-**	**-**	**-**	**-**	**200,000**

MIAMIBEACH

CITY OF MIAMI BEACH
FY 2021 - 2025 Capital Budget and 5-Year Capital Improvement Plan

I. General

INDIAN BEACH PLAYGROUND REPLACEMENT **RENEWAL & REPLACEMENT**

Project Number:	60367
Department:	PARKS AND RECREATION
Location:	MIDDLE BEACH
Description:	This project entails replacing the existing playground and safety surface at Indian Beach Park which were installed in early 2011 and restoring the shade structure and perimeter fence. This project would also update the landscaping, furniture, fixtures and other necessary improvements.
Projected date range:	10/01/2016 to 12/31/2020

II. Cost Summary

Cost Summary	Previous Years	FY 2020/21	FY 2021/22	FY 2022/23	FY 2023/24	FY 2024/25	Future	Total
EQUIPMENT	216,860	-	-	-	-	-	-	216,860
OTHER OPERATING	12,140	-	-	-	-	-	-	12,140
Total:	**229,000**	**-**	**-**	**-**	**-**	**-**	**-**	**229,000**

III. Fund Summary

Fund Summary	Previous Years	FY 2020/21	FY 2021/22	FY 2022/23	FY 2023/24	FY 2024/25	Future	Total
306 MB QUALITY OF LIFE RESO.TX 1%	229,000	-	-	-	-	-	-	229,000
Total:	**229,000**	**-**	**-**	**-**	**-**	**-**	**-**	**229,000**

MIAMIBEACH

CITY OF MIAMI BEACH
FY 2021 - 2025 Capital Budget and 5-Year Capital Improvement Plan

I. General

INTERNAL AFFAIRS RESTROOM RENO **RENEWAL & REPLACEMENT**

Project Number:	62822
Department:	PROPERTY MANAGEMENT
Location:	SOUTH BEACH
Description:	Project consists of updating the existing restroom in the Old Library Building currently where Internal Affairs is located to include new finishes, low-flow plumbing fixtures and sensored LED lighting.
Projected date range:	10/01/2021 to 09/30/2022

II. Cost Summary

Cost Summary	Previous Years	FY 2020/21	FY 2021/22	FY 2022/23	FY 2023/24	FY 2024/25	Future	Total
CONTRACTED SERVICES REPAIR	-	-	131,300	-	-	-	-	131,300
Total:	**-**	**-**	**131,300**	**-**	**-**	**-**	**-**	**131,300**

III. Fund Summary

Fund Summary	Previous Years	FY 2020/21	FY 2021/22	FY 2022/23	FY 2023/24	FY 2024/25	Future	Total
125 CAPITAL RENEWAL & REPLACEMENT	-	-	131,300	-	-	-	-	131,300
Total:	**-**	**-**	**131,300**	**-**	**-**	**-**	**-**	**131,300**

MIAMIBEACH

CITY OF MIAMI BEACH
FY 2021 - 2025 Capital Budget and 5-Year Capital Improvement Plan

I. General

IRRIGATION SYSTEM MACARTHUR CAUSEWY **RENEWAL & REPLACEMENT**

Project Number:	60011
Department:	PW GREENSPACE MANAGEMENT
Location:	SOUTH BEACH
Description:	Several of the center medians along MacArthur Causeway contain irrigation components which were installed in the early 90's that are past their useful life and they require upgrades to move efficient low water volume controller valves and sprinkler heads.
Projected date range:	10/01/2021 to 12/31/2022

II. Cost Summary

Cost Summary	Previous Years	FY 2020/21	FY 2021/22	FY 2022/23	FY 2023/24	FY 2024/25	Future	Total
CONSTRUCTION	-	-	28,000	-	-	-	-	28,000
Total:	**-**	**-**	**28,000**	**-**	**-**	**-**	**-**	**28,000**

III. Fund Summary

Fund Summary	Previous Years	FY 2020/21	FY 2021/22	FY 2022/23	FY 2023/24	FY 2024/25	Future	Total
302 PAY-AS-YOU-GO	-	-	28,000	-	-	-	-	28,000
Total:	**-**	**-**	**28,000**	**-**	**-**	**-**	**-**	**28,000**

MIAMIBEACH

CITY OF MIAMI BEACH
FY 2021 - 2025 Capital Budget and 5-Year Capital Improvement Plan

I. General

LINCOLN RD STONE RESTORATION **RENEWAL & REPLACEMENT**

Project Number:	66120
Department:	PROPERTY MANAGEMENT
Location:	SOUTH BEACH
Description:	1100 BLOCK OF LINCOLN RD STONE RESTORATION
Projected date range:	10/01/2019 to 12/31/2020

II. Cost Summary

Cost Summary	Previous Years	FY 2020/21	FY 2021/22	FY 2022/23	FY 2023/24	FY 2024/25	Future	Total
CONTRACTED SERVICES REPAIR	366,000	-	-	-	-	-	-	366,000
OIG FUNDING	2,000	-	-	-	-	-	-	2,000
Total:	**368,000**	**-**	**-**	**-**	**-**	**-**	**-**	**368,000**

III. Fund Summary

Fund Summary	Previous Years	FY 2020/21	FY 2021/22	FY 2022/23	FY 2023/24	FY 2024/25	Future	Total
164 RDA CITY CENTER RENEWAL & REPL	214,619	-	-	-	-	-	-	214,619
165 NON - TIF RDA FUND	153,381	-	-	-	-	-	-	153,381
Total:	**368,000**	**-**	**-**	**-**	**-**	**-**	**-**	**368,000**

MIAMIBEACH

CITY OF MIAMI BEACH
FY 2021 - 2025 Capital Budget and 5-Year Capital Improvement Plan

I. General

MARINE PATROL EMERGENCY GENERATOR **RENEWAL & REPLACEMENT**

Project Number:	69480
Department:	PROPERTY MANAGEMENT
Location:	MIDDLE BEACH
Description:	EMERGENCY GENERATOR - Replace building generator
Projected date range:	10/01/2015 to 12/31/2020

II. Cost Summary

Cost Summary	Previous Years	FY 2020/21	FY 2021/22	FY 2022/23	FY 2023/24	FY 2024/25	Future	Total
EQUIPMENT	24	-	-	-	-	-	-	24
OTHER OPERATING	10,691	-	-	-	-	-	-	10,691
Total:	**10,715**	**-**	**-**	**-**	**-**	**-**	**-**	**10,715**

III. Fund Summary

Fund Summary	Previous Years	FY 2020/21	FY 2021/22	FY 2022/23	FY 2023/24	FY 2024/25	Future	Total
125 CAPITAL RENEWAL & REPLACEMENT	10,715	-	-	-	-	-	-	10,715
Total:	**10,715**	**-**	**-**	**-**	**-**	**-**	**-**	**10,715**

MIAMIBEACH

CITY OF MIAMI BEACH
FY 2021 - 2025 Capital Budget and 5-Year Capital Improvement Plan

I. General

MARINE PATROL EXTERIOR RESTORATION **RENEWAL & REPLACEMENT**

Project Number:	67030
Department:	PROPERTY MANAGEMENT
Location:	MIDDLE BEACH
Description:	Repair of exterior building envelope. Patch and paint exterior stucco fascade, doors, windows. Replacement of existing roof with new barrel tile roof system
Projected date range:	10/01/2015 to 12/31/2020

II. Cost Summary

Cost Summary	Previous Years	FY 2020/21	FY 2021/22	FY 2022/23	FY 2023/24	FY 2024/25	Future	Total
CONTRACTED SERVICES REPAIR	54,810	-	-	-	-	-	-	54,810
PROFESSIONAL SERVICES	5,918	-	-	-	-	-	-	5,918
Total:	**60,728**	**-**	**-**	**-**	**-**	**-**	**-**	**60,728**

III. Fund Summary

Fund Summary	Previous Years	FY 2020/21	FY 2021/22	FY 2022/23	FY 2023/24	FY 2024/25	Future	Total
125 CAPITAL RENEWAL & REPLACEMENT	60,728	-	-	-	-	-	-	60,728
Total:	**60,728**	**-**	**-**	**-**	**-**	**-**	**-**	**60,728**

MIAMIBEACH

CITY OF MIAMI BEACH
FY 2021 - 2025 Capital Budget and 5-Year Capital Improvement Plan

I. General

MBFD STATIONS SECURITY UPGRADES CW **RENEWAL & REPLACEMENT**

Project Number:	65920
Department:	PROPERTY MANAGEMENT
Location:	CITY WIDE
Description:	MBFD STATIONS SECURITY UPGRADES (CITYWIDE)
Projected date range:	10/01/2022 to 09/30/2023

II. Cost Summary

Cost Summary	Previous Years	FY 2020/21	FY 2021/22	FY 2022/23	FY 2023/24	FY 2024/25	Future	Total
CONTRACTED SERVICES REPAIR	-	-	-	126,000	-	-	-	126,000
Total:	**-**	**-**	**-**	**126,000**	**-**	**-**	**-**	**126,000**

III. Fund Summary

Fund Summary	Previous Years	FY 2020/21	FY 2021/22	FY 2022/23	FY 2023/24	FY 2024/25	Future	Total
125 CAPITAL RENEWAL & REPLACEMENT	-	-	-	126,000	-	-	-	126,000
Total:	**-**	**-**	**-**	**126,000**	**-**	**-**	**-**	**126,000**

MIAMIBEACH

CITY OF MIAMI BEACH
FY 2021 - 2025 Capital Budget and 5-Year Capital Improvement Plan

I. General

MBPD 4TH FLOOR HVAC CONTROLS **RENEWAL & REPLACEMENT**

Project Number:	63821
Department:	PROPERTY MANAGEMENT
Location:	SOUTH BEACH
Description:	To furnish and install variable frequency drives, variable air volumes, dampers, chilled water pipe insulation and controls at Miami Beach Police department 4th Floor
Projected date range:	10/01/2020 to 09/30/2022

II. Cost Summary

Cost Summary	Previous Years	FY 2020/21	FY 2021/22	FY 2022/23	FY 2023/24	FY 2024/25	Future	Total
CONTRACTED SERVICES REPAIR	-	310,440	-	-	-	-	-	310,440
OIG FUNDING	-	1,560	-	-	-	-	-	1,560
Total:	**-**	**312,000**	**-**	**-**	**-**	**-**	**-**	**312,000**

III. Fund Summary

Fund Summary	Previous Years	FY 2020/21	FY 2021/22	FY 2022/23	FY 2023/24	FY 2024/25	Future	Total
125 CAPITAL RENEWAL & REPLACEMENT	-	312,000	-	-	-	-	-	312,000
Total:	**-**	**312,000**	**-**	**-**	**-**	**-**	**-**	**312,000**

MIAMIBEACH

CITY OF MIAMI BEACH
FY 2021 - 2025 Capital Budget and 5-Year Capital Improvement Plan

I. General

MBPD N SUB STN PAINTING, FLOORING **RENEWAL & REPLACEMENT**

Project Number:	65520
Department:	PROPERTY MANAGEMENT
Location:	NORTH BEACH
Description:	MBPD north end substation-interior painting and flooring renewal, current paint and flooring is outdated.
Projected date range:	10/01/2021 to 12/31/2022

II. Cost Summary

Cost Summary	Previous Years	FY 2020/21	FY 2021/22	FY 2022/23	FY 2023/24	FY 2024/25	Future	Total
CONTRACTED SERVICES REPAIR	-	-	234,000	-	-	-	-	234,000
Total:	**-**	**-**	**234,000**	**-**	**-**	**-**	**-**	**234,000**

III. Fund Summary

Fund Summary	Previous Years	FY 2020/21	FY 2021/22	FY 2022/23	FY 2023/24	FY 2024/25	Future	Total
125 CAPITAL RENEWAL & REPLACEMENT	-	-	234,000	-	-	-	-	234,000
Total:	**-**	**-**	**234,000**	**-**	**-**	**-**	**-**	**234,000**

MIAMIBEACH

CITY OF MIAMI BEACH
FY 2021 - 2025 Capital Budget and 5-Year Capital Improvement Plan

I. General

MBPD NORTH SUB STATION PARKING LOT **RENEWAL & REPLACEMENT**

Project Number:	65420
Department:	PROPERTY MANAGEMENT
Location:	NORTH BEACH
Description:	Project consist of adding a new drainage system and resurfacing the parking lot of the NESS
Projected date range:	10/01/2021 to 12/31/2022

II. Cost Summary

Cost Summary	Previous Years	FY 2020/21	FY 2021/22	FY 2022/23	FY 2023/24	FY 2024/25	Future	Total
CONTRACTED SERVICES REPAIR	-	-	232,300	-	-	-	-	232,300
Total:	**-**	**-**	**232,300**	**-**	**-**	**-**	**-**	**232,300**

III. Fund Summary

Fund Summary	Previous Years	FY 2020/21	FY 2021/22	FY 2022/23	FY 2023/24	FY 2024/25	Future	Total
125 CAPITAL RENEWAL & REPLACEMENT	-	-	232,300	-	-	-	-	232,300
Total:	**-**	**-**	**232,300**	**-**	**-**	**-**	**-**	**232,300**

MIAMIBEACH

CITY OF MIAMI BEACH
FY 2021 - 2025 Capital Budget and 5-Year Capital Improvement Plan

I. General

MBPD-CONDENSER AND PUMPS **RENEWAL & REPLACEMENT**

Project Number: 60520
Department: PROPERTY MANAGEMENT
Location: SOUTH BEACH
Description: Re-pipe condenser lines and replace pump that helps the cooling tower function properly.

Projected date range: 10/01/2021 to 09/30/2022

II. Cost Summary

Cost Summary	Previous Years	FY 2020/21	FY 2021/22	FY 2022/23	FY 2023/24	FY 2024/25	Future	Total
CONTRACTED SERVICES REPAIR	-	-	125,000	-	-	-	-	125,000
Total:	**-**	**-**	**125,000**	**-**	**-**	**-**	**-**	**125,000**

III. Fund Summary

Fund Summary	Previous Years	FY 2020/21	FY 2021/22	FY 2022/23	FY 2023/24	FY 2024/25	Future	Total
125 CAPITAL RENEWAL & REPLACEMENT	-	-	125,000	-	-	-	-	125,000
Total:	**-**	**-**	**125,000**	**-**	**-**	**-**	**-**	**125,000**

MIAMIBEACH

CITY OF MIAMI BEACH
FY 2021 - 2025 Capital Budget and 5-Year Capital Improvement Plan

I. General

MBPD-COOLING TOWER BASE REPAIR **RENEWAL & REPLACEMENT**

Project Number:	60619
Department:	PROPERTY MANAGEMENT
Location:	SOUTH BEACH
Description:	To replace supporting structure holding up cooling tower. Current structure is deteriorating.
Projected date range:	10/01/2018 to 12/31/2020

II. Cost Summary

Cost Summary	Previous Years	FY 2020/21	FY 2021/22	FY 2022/23	FY 2023/24	FY 2024/25	Future	Total
CONTRACTED SERVICES REPAIR	60,142	-	-	-	-	-	-	60,142
PROFESSIONAL SERVICES	7,858	-	-	-	-	-	-	7,858
Total:	**68,000**	**-**	**-**	**-**	**-**	**-**	**-**	**68,000**

III. Fund Summary

Fund Summary	Previous Years	FY 2020/21	FY 2021/22	FY 2022/23	FY 2023/24	FY 2024/25	Future	Total
125 CAPITAL RENEWAL & REPLACEMENT	68,000	-	-	-	-	-	-	68,000
Total:	**68,000**	**-**	**-**	**-**	**-**	**-**	**-**	**68,000**

MIAMIBEACH

CITY OF MIAMI BEACH
FY 2021 - 2025 Capital Budget and 5-Year Capital Improvement Plan

I. General

MIAMI CITY BALLET EXIT SIGN RENEWAL **RENEWAL & REPLACEMENT**

Project Number: 63022
Department: PROPERTY MANAGEMENT
Location: MIDDLE BEACH
Description: The project will consist of replacing the fire exit signs for the facility. The project may also require adding additional exit signs so all exits are visible during room conversions or when the bleacher seating is in use.
Projected date range: 10/01/2021 to 09/30/2022

II. Cost Summary

Cost Summary	Previous Years	FY 2020/21	FY 2021/22	FY 2022/23	FY 2023/24	FY 2024/25	Future	Total
CONTRACTED SERVICES REPAIR	-	-	72,720	-	-	-	-	72,720
Total:	**-**	**-**	**72,720**	**-**	**-**	**-**	**-**	**72,720**

III. Fund Summary

Fund Summary	Previous Years	FY 2020/21	FY 2021/22	FY 2022/23	FY 2023/24	FY 2024/25	Future	Total
125 CAPITAL RENEWAL & REPLACEMENT	-	-	72,720	-	-	-	-	72,720
Total:	**-**	**-**	**72,720**	**-**	**-**	**-**	**-**	**72,720**

MIAMIBEACH

CITY OF MIAMI BEACH
FY 2021 - 2025 Capital Budget and 5-Year Capital Improvement Plan

I. General

MIAMI CITY BALLET STUDIO FLOORING **RENEWAL & REPLACEMENT**

Project Number:	65220
Department:	PROPERTY MANAGEMENT
Location:	SOUTH BEACH
Description:	Replacement of studio flooring at the Miami City Ballet.
Projected date range:	10/01/2019 to 12/31/2020

II. Cost Summary

Cost Summary	Previous Years	FY 2020/21	FY 2021/22	FY 2022/23	FY 2023/24	FY 2024/25	Future	Total
CONTRACTED SERVICES REPAIR	139,000	-	-	-	-	-	-	139,000
OIG FUNDING	1,000	-	-	-	-	-	-	1,000
Total:	**140,000**	**-**	**-**	**-**	**-**	**-**	**-**	**140,000**

III. Fund Summary

Fund Summary	Previous Years	FY 2020/21	FY 2021/22	FY 2022/23	FY 2023/24	FY 2024/25	Future	Total
305 SB QUALITY OF LIFE REST.TAX 1%	140,000	-	-	-	-	-	-	140,000
Total:	**140,000**	**-**	**-**	**-**	**-**	**-**	**-**	**140,000**

MIAMIBEACH

CITY OF MIAMI BEACH
FY 2021 - 2025 Capital Budget and 5-Year Capital Improvement Plan

I. General

MIAMI CITY BALLET VARIOUS REPAIRS **RENEWAL & REPLACEMENT**

Project Number: 64618

Department: PROPERTY MANAGEMENT

Location: SOUTH BEACH

Description: This multifaceted project will allow the Miami City Ballet to perform needed roof repairs, repair exterior stucco cracks, repaint the building, enhance current studio lighting, replace theatre flooring as well as execute upgrades to existing HVAC equipment and controls.

Projected date range: 07/02/2018 to 12/31/2020

II. Cost Summary

Cost Summary	Previous Years	FY 2020/21	FY 2021/22	FY 2022/23	FY 2023/24	FY 2024/25	Future	Total
CONTRACTED SERVICES REPAIR	278,250	-	-	-	-	-	-	278,250
Total:	**278,250**	**-**	**-**	**-**	**-**	**-**	**-**	**278,250**

III. Fund Summary

Fund Summary	Previous Years	FY 2020/21	FY 2021/22	FY 2022/23	FY 2023/24	FY 2024/25	Future	Total
169 MIAMI CITY BALLET FUND	278,250	-	-	-	-	-	-	278,250
Total:	**278,250**	**-**	**-**	**-**	**-**	**-**	**-**	**278,250**

MIAMIBEACH

CITY OF MIAMI BEACH
FY 2021 - 2025 Capital Budget and 5-Year Capital Improvement Plan

I. General

MIAMI CITY BALLET WINDOWS **RENEWAL & REPLACEMENT**

Project Number:	27780
Department:	PROPERTY MANAGEMENT
Location:	SOUTH BEACH
Description:	Window replacement - Replace window walls on 2nd floor due to extreme moisture intrusion
Projected date range:	10/01/2015 to 12/31/2020

II. Cost Summary

Cost Summary	Previous Years	FY 2020/21	FY 2021/22	FY 2022/23	FY 2023/24	FY 2024/25	Future	Total
CONTRACTED SERVICES REPAIR	315,000	-	-	-	-	-	-	315,000
RENOVATION	126,799	-	-	-	-	-	-	126,799
Total:	**441,799**	**-**	**-**	**-**	**-**	**-**	**-**	**441,799**

III. Fund Summary

Fund Summary	Previous Years	FY 2020/21	FY 2021/22	FY 2022/23	FY 2023/24	FY 2024/25	Future	Total
169 MIAMI CITY BALLET FUND	315,000	-	-	-	-	-	-	315,000
365 CITY CENTER RDA CAP FUND	126,799	-	-	-	-	-	-	126,799
Total:	**441,799**	**-**	**-**	**-**	**-**	**-**	**-**	**441,799**

MIAMIBEACH

CITY OF MIAMI BEACH
FY 2021 - 2025 Capital Budget and 5-Year Capital Improvement Plan

I. General

MIDDLE BEACH WATER TOWER PAINTING **RENEWAL & REPLACEMENT**

Project Number:	64721
Department:	PROPERTY MANAGEMENT
Location:	MIDDLE BEACH
Description:	Painting of the Middle Beach water tower
Projected date range:	10/01/2020 to 09/30/2021

II. Cost Summary

Cost Summary	Previous Years	FY 2020/21	FY 2021/22	FY 2022/23	FY 2023/24	FY 2024/25	Future	Total
CONTRACTED SERVICES REPAIR	-	49,751	-	-	-	-	-	49,751
OIG FUNDING	-	249	-	-	-	-	-	249
Total:	**-**	**50,000**	**-**	**-**	**-**	**-**	**-**	**50,000**

III. Fund Summary

Fund Summary	Previous Years	FY 2020/21	FY 2021/22	FY 2022/23	FY 2023/24	FY 2024/25	Future	Total
302 PAY-AS-YOU-GO	-	50,000	-	-	-	-	-	50,000
Total:	**-**	**50,000**	**-**	**-**	**-**	**-**	**-**	**50,000**

MIAMIBEACH

CITY OF MIAMI BEACH
FY 2021 - 2025 Capital Budget and 5-Year Capital Improvement Plan

I. General

N. BEACH PARKS RESTROOM RESTORATION **RENEWAL & REPLACEMENT**

Project Number: 62718
Department: PARKS AND RECREATION
Location: NORTH BEACH
Description: North Beach Parks Restroom Restoration-Installation of Porcelain tiles along interior bathroom, replace existing toilets urinals and plumbing fixtures including sinks, toilet partitions, hand-dryers and dispensing hardware, including epoxy floors, demolition and permitting.
Projected date range: 10/01/2017 to 09/30/2022

II. Cost Summary

Cost Summary	Previous Years	FY 2020/21	FY 2021/22	FY 2022/23	FY 2023/24	FY 2024/25	Future	Total
CONSTRUCTION	95,000	-	-	-	-	-	-	95,000
CONTRACTED SERVICES REPAIR	91,000	(91,000)	91,000	-	-	-	-	91,000
FURNITURE, FIXTURES, EQUIPMENT	79,000	-	-	-	-	-	-	79,000
OIG FUNDING	1,000	-	-	-	-	-	-	1,000
PERMITTING FEES	15,000	-	-	-	-	-	-	15,000
Total:	**281,000**	**(91,000)**	**91,000**	**-**	**-**	**-**	**-**	**281,000**

III. Fund Summary

Fund Summary	Previous Years	FY 2020/21	FY 2021/22	FY 2022/23	FY 2023/24	FY 2024/25	Future	Total
301 CAP. PROJ. NOT FINANCED BY BON	190,000	-	-	-	-	-	-	190,000
302 PAY-AS-YOU-GO	91,000	(91,000)	91,000	-	-	-	-	91,000
Total:	**281,000**	**(91,000)**	**91,000**	**-**	**-**	**-**	**-**	**281,000**

MIAMIBEACH

CITY OF MIAMI BEACH
FY 2021 - 2025 Capital Budget and 5-Year Capital Improvement Plan

I. General

N. SHORE BANDSHELL PLUMBING REPAIRS **RENEWAL & REPLACEMENT**

Project Number:	61319
Department:	PARKS AND RECREATION
Location:	NORTH BEACH
Description:	This project will address a needed improvement at the North Shore Bandshell Facility. The improvement includes the repair of the plumbing/sanitary lines at the facility.
Projected date range:	10/01/2018 to 12/31/2020

II. Cost Summary

Cost Summary	Previous Years	FY 2020/21	FY 2021/22	FY 2022/23	FY 2023/24	FY 2024/25	Future	Total
CONTRACTED SERVICES REPAIR	30,000	-	-	-	-	-	-	30,000
Total:	**30,000**	**-**	**-**	**-**	**-**	**-**	**-**	**30,000**

III. Fund Summary

Fund Summary	Previous Years	FY 2020/21	FY 2021/22	FY 2022/23	FY 2023/24	FY 2024/25	Future	Total
307 NB QUAL OF LIFE RESORT TAX 1%	30,000	-	-	-	-	-	-	30,000
Total:	**30,000**	**-**	**-**	**-**	**-**	**-**	**-**	**30,000**

MIAMIBEACH

CITY OF MIAMI BEACH
FY 2021 - 2025 Capital Budget and 5-Year Capital Improvement Plan

I. General

N. SHORE TENNIS FACILITY FENCE **RENEWAL & REPLACEMENT**

Project Number:	61219
Department:	PARKS AND RECREATION
Location:	NORTH BEACH
Description:	This project will address necessary improvement of the fencing at the Tennis facility at Normandy Shores Park. The current fence will be replaced with a new 12 ft high vinyl coated chain link fence.
Projected date range:	10/01/2018 to 12/31/2020

II. Cost Summary

Cost Summary	Previous Years	FY 2020/21	FY 2021/22	FY 2022/23	FY 2023/24	FY 2024/25	Future	Total
CONTRACTED SERVICES REPAIR	40,000	-	-	-	-	-	-	40,000
OTHER COSTS	7,000	-	-	-	-	-	-	7,000
Total:	**47,000**	**-**	**-**	**-**	**-**	**-**	**-**	**47,000**

III. Fund Summary

Fund Summary	Previous Years	FY 2020/21	FY 2021/22	FY 2022/23	FY 2023/24	FY 2024/25	Future	Total
307 NB QUAL OF LIFE RESORT TAX 1%	47,000	-	-	-	-	-	-	47,000
Total:	**47,000**	**-**	**-**	**-**	**-**	**-**	**-**	**47,000**

MIAMIBEACH

CITY OF MIAMI BEACH
FY 2021 - 2025 Capital Budget and 5-Year Capital Improvement Plan

I. General

NEIGHBORHOOD BASKETBALL COURTS **RENEWAL & REPLACEMENT**

Project Number:	67280
Department:	PARKS AND RECREATION
Location:	CITYWIDE
Description:	Renovate 9 basketball courts including resurfacing, patching cracks, filling low areas, painting play lines and applying an acrylic coating treatment. This will also entail replacement of poles and backboards. Parks: Crespi 1 court, Fairway 1 court, Palm Island 1 court, Stillwater 1 court, Tatum 1 court and Polo Park 4 courts.
Projected date range:	10/01/2015 to 12/31/2020

II. Cost Summary

Cost Summary	Previous Years	FY 2020/21	FY 2021/22	FY 2022/23	FY 2023/24	FY 2024/25	Future	Total
CONTRACTED SERVICES REPAIR	88,773	-	-	-	-	-	-	88,773
Total:	**88,773**	**-**	**-**	**-**	**-**	**-**	**-**	**88,773**

III. Fund Summary

Fund Summary	Previous Years	FY 2020/21	FY 2021/22	FY 2022/23	FY 2023/24	FY 2024/25	Future	Total
302 PAY-AS-YOU-GO	88,773	-	-	-	-	-	-	88,773
Total:	**88,773**	**-**	**-**	**-**	**-**	**-**	**-**	**88,773**

MIAMIBEACH

CITY OF MIAMI BEACH
FY 2021 - 2025 Capital Budget and 5-Year Capital Improvement Plan

I. General

NEIGHBORHOOD TENNIS COURT RENO **RENEWAL & REPLACEMENT**

Project Number: 67320

Department: PARKS AND RECREATION

Location: CITYWIDE

Description: This project entails renovating 11 neighborhood tennis courts. This includes includes resurfacing, patching cracks, filling low areas as needed and applying an acrylic coat system. Court playing lines and net posts will be painted. Nets and windscreens will also be replaced. Parks: Fairway 2 courts, Miami Beach Golf Club 2 courts, Palm Island 3 courts, and Normandy Shores 4 courts.

Projected date range: 10/01/2015 to 12/31/2020

II. Cost Summary

Cost Summary	Previous Years	FY 2020/21	FY 2021/22	FY 2022/23	FY 2023/24	FY 2024/25	Future	Total
OTHER COSTS	50,499	-	-	-	-	-	-	50,499
Total:	**50,499**	**-**	**-**	**-**	**-**	**-**	**-**	**50,499**

III. Fund Summary

Fund Summary	Previous Years	FY 2020/21	FY 2021/22	FY 2022/23	FY 2023/24	FY 2024/25	Future	Total
302 PAY-AS-YOU-GO	50,499	-	-	-	-	-	-	50,499
Total:	**50,499**	**-**	**-**	**-**	**-**	**-**	**-**	**50,499**

MIAMIBEACH

CITY OF MIAMI BEACH
FY 2021 - 2025 Capital Budget and 5-Year Capital Improvement Plan

I. General

NORM. ISLE POOL LOCKER ROOM & PUMPS **RENEWAL & REPLACEMENT**

Project Number:	61221
Department:	PROPERTY MANAGEMENT
Location:	NORTH BEACH
Description:	Normandy Isle park and pool locker room and showers renovations and Pump room repairs
Projected date range:	10/01/2022 to 12/31/2023

II. Cost Summary

Cost Summary	Previous Years	FY 2020/21	FY 2021/22	FY 2022/23	FY 2023/24	FY 2024/25	Future	Total
CONTRACTED SERVICES REPAIR	-	-	-	250,000	-	-	-	250,000
Total:	**-**	**-**	**-**	**250,000**	**-**	**-**	**-**	**250,000**

III. Fund Summary

Fund Summary	Previous Years	FY 2020/21	FY 2021/22	FY 2022/23	FY 2023/24	FY 2024/25	Future	Total
125 CAPITAL RENEWAL & REPLACEMENT	-	-	-	250,000	-	-	-	250,000
Total:	**-**	**-**	**-**	**250,000**	**-**	**-**	**-**	**250,000**

MIAMIBEACH

CITY OF MIAMI BEACH
FY 2021 - 2025 Capital Budget and 5-Year Capital Improvement Plan

I. General

NORMANDY ISLE PARK & POOL **RENEWAL & REPLACEMENT**

Project Number:	67040
Department:	PARKS AND RECREATION
Location:	NORTH BEACH
Description:	Resurface pool decking, patch/paint & waterproof existing structures. Roof repairs all four structures
Projected date range:	10/01/2015 to 05/31/2021

II. Cost Summary

Cost Summary	Previous Years	FY 2020/21	FY 2021/22	FY 2022/23	FY 2023/24	FY 2024/25	Future	Total
CONTRACTED SERVICES REPAIR	199,000	-	-	-	-	-	-	199,000
OIG FUNDING	1,000	-	-	-	-	-	-	1,000
Total:	**200,000**	**-**	**-**	**-**	**-**	**-**	**-**	**200,000**

III. Fund Summary

Fund Summary	Previous Years	FY 2020/21	FY 2021/22	FY 2022/23	FY 2023/24	FY 2024/25	Future	Total
125 CAPITAL RENEWAL & REPLACEMENT	200,000	-	-	-	-	-	-	200,000
Total:	**200,000**	**-**	**-**	**-**	**-**	**-**	**-**	**200,000**

MIAMIBEACH

CITY OF MIAMI BEACH
FY 2021 - 2025 Capital Budget and 5-Year Capital Improvement Plan

I. General

NORMANDY ISLE PARK POOL RENOVATIONS **RENEWAL & REPLACEMENT**

Project Number:	63318
Department:	PARKS AND RECREATION
Location:	NORTH BEACH
Description:	This project entails repairing the water leak at the main and kiddie pool and also the replacement of the pool playground and surfacing due to excessive corrosion and age and complaints from residents due to the poor condition. New pool furnishings will also be purchased.
Projected date range:	10/01/2017 to 12/31/2022

II. Cost Summary

Cost Summary	Previous Years	FY 2020/21	FY 2021/22	FY 2022/23	FY 2023/24	FY 2024/25	Future	Total
ARCHITECT AND ENGINEERING	15,000	(12,670)	-	-	-	-	-	2,330
CONSTRUCTION	208,000	(193,330)	358,000	-	-	-	-	372,670
CONTRACTED SERVICES REPAIR	46,700	-	-	-	-	-	-	46,700
EQUIPMENT	150,000	(150,000)	-	-	-	-	-	-
OIG FUNDING	2,300	(2,000)	-	-	-	-	-	300
Total:	**422,000**	**(358,000)**	**358,000**	**-**	**-**	**-**	**-**	**422,000**

III. Fund Summary

Fund Summary	Previous Years	FY 2020/21	FY 2021/22	FY 2022/23	FY 2023/24	FY 2024/25	Future	Total
301 CAP. PROJ. NOT FINANCED BY BON	47,000	-	-	-	-	-	-	47,000
307 NB QUAL OF LIFE RESORT TAX 1%	375,000	(358,000)	358,000	-	-	-	-	375,000
Total:	**422,000**	**(358,000)**	**358,000**	**-**	**-**	**-**	**-**	**422,000**

MIAMIBEACH

CITY OF MIAMI BEACH
FY 2021 - 2025 Capital Budget and 5-Year Capital Improvement Plan

I. General

NORTH SHORE BANDSHELL SIGNAGE REPL. **RENEWAL & REPLACEMENT**

Project Number:	63522
Department:	PROPERTY MANAGEMENT
Location:	NORTH BEACH
Description:	Current signage is in disarray and outdated. Lights are inconsistent, beyond useful life and structural work needs to be done
Projected date range:	10/01/2021 to 09/30/2022

II. Cost Summary

Cost Summary	Previous Years	FY 2020/21	FY 2021/22	FY 2022/23	FY 2023/24	FY 2024/25	Future	Total
CONTRACTED SERVICES REPAIR	-	-	96,180	-	-	-	-	96,180
Total:	**-**	**-**	**96,180**	**-**	**-**	**-**	**-**	**96,180**

III. Fund Summary

Fund Summary	Previous Years	FY 2020/21	FY 2021/22	FY 2022/23	FY 2023/24	FY 2024/25	Future	Total
307 NB QUAL OF LIFE RESORT TAX 1%	-	-	96,180	-	-	-	-	96,180
Total:	**-**	**-**	**96,180**	**-**	**-**	**-**	**-**	**96,180**

MIAMIBEACH

CITY OF MIAMI BEACH
FY 2021 - 2025 Capital Budget and 5-Year Capital Improvement Plan

I. General

NORTH SHORE PARK YOUTH CENTER A/C **RENEWAL & REPLACEMENT**

Project Number:	60718
Department:	PROPERTY MANAGEMENT
Location:	NORTH BEACH
Description:	North Shore Park Youth Center Replacement of A/C Units
Projected date range:	10/01/2017 to 12/31/2020

II. Cost Summary

Cost Summary	Previous Years	FY 2020/21	FY 2021/22	FY 2022/23	FY 2023/24	FY 2024/25	Future	Total
INTERNAL CHARGEBACK	1,929	-	-	-	-	-	-	1,929
OTHER CONTRACTUAL SERVICES	73,094	-	-	-	-	-	-	73,094
PROFESSIONAL SERVICES	4,977	-	-	-	-	-	-	4,977
Total:	**80,000**	**-**	**-**	**-**	**-**	**-**	**-**	**80,000**

III. Fund Summary

Fund Summary	Previous Years	FY 2020/21	FY 2021/22	FY 2022/23	FY 2023/24	FY 2024/25	Future	Total
125 CAPITAL RENEWAL & REPLACEMENT	80,000	-	-	-	-	-	-	80,000
Total:	**80,000**	**-**	**-**	**-**	**-**	**-**	**-**	**80,000**

MIAMIBEACH

CITY OF MIAMI BEACH
FY 2021 - 2025 Capital Budget and 5-Year Capital Improvement Plan

I. General

NS YOUTH CNTR ROOFTOP A/C RENEWAL **RENEWAL & REPLACEMENT**

Project Number:	63420
Department:	PROPERTY MANAGEMENT
Location:	NORTH BEACH
Description:	NORTH SHORE YOUTH CENTER-ROOFTOP A/C RENEWAL-Current units have reached the end of their useful life.
Projected date range:	10/01/2021 to 12/31/2022

II. Cost Summary

Cost Summary	Previous Years	FY 2020/21	FY 2021/22	FY 2022/23	FY 2023/24	FY 2024/25	Future	Total
CONTRACTED SERVICES REPAIR	-	-	125,000	-	-	-	-	125,000
Total:	**-**	**-**	**125,000**	**-**	**-**	**-**	**-**	**125,000**

III. Fund Summary

Fund Summary	Previous Years	FY 2020/21	FY 2021/22	FY 2022/23	FY 2023/24	FY 2024/25	Future	Total
125 CAPITAL RENEWAL & REPLACEMENT	-	-	125,000	-	-	-	-	125,000
Total:	**-**	**-**	**125,000**	**-**	**-**	**-**	**-**	**125,000**

MIAMIBEACH

CITY OF MIAMI BEACH
FY 2021 - 2025 Capital Budget and 5-Year Capital Improvement Plan

I. General

OCEAN RESCUE FIRE ALARM RENEWAL **RENEWAL & REPLACEMENT**

Project Number:	64921
Department:	PROPERTY MANAGEMENT
Location:	SOUTH BEACH
Description:	Ocean Rescue Fire Alarm Replacement
Projected date range:	10/01/2020 to 09/30/2021

II. Cost Summary

Cost Summary	Previous Years	FY 2020/21	FY 2021/22	FY 2022/23	FY 2023/24	FY 2024/25	Future	Total
CONTRACTED SERVICES REPAIR	-	30,149	-	-	-	-	-	30,149
OIG FUNDING	-	151	-	-	-	-	-	151
Total:	**-**	**30,300**	**-**	**-**	**-**	**-**	**-**	**30,300**

III. Fund Summary

Fund Summary	Previous Years	FY 2020/21	FY 2021/22	FY 2022/23	FY 2023/24	FY 2024/25	Future	Total
302 PAY-AS-YOU-GO	-	30,300	-	-	-	-	-	30,300
Total:	**-**	**30,300**	**-**	**-**	**-**	**-**	**-**	**30,300**

MIAMIBEACH

CITY OF MIAMI BEACH
FY 2021 - 2025 Capital Budget and 5-Year Capital Improvement Plan

I. General

P.A.L. BUILDING - FIRE ALARM **RENEWAL & REPLACEMENT**

Project Number:	61100
Department:	PROPERTY MANAGEMENT
Location:	SOUTH BEACH
Description:	Life safety needs at the Police Athletic League building that will address the current fire alarm, emergency battery pack lighting and exit.
Projected date range:	10/01/2015 to 12/31/2020

II. Cost Summary

Cost Summary	Previous Years	FY 2020/21	FY 2021/22	FY 2022/23	FY 2023/24	FY 2024/25	Future	Total
CONTRACTED SERVICES REPAIR	25,000	-	-	-	-	-	-	25,000
EQUIPMENT	43,565	-	-	-	-	-	-	43,565
PROFESSIONAL SERVICES	5,935	-	-	-	-	-	-	5,935
Total:	**74,500**	**-**	**-**	**-**	**-**	**-**	**-**	**74,500**

III. Fund Summary

Fund Summary	Previous Years	FY 2020/21	FY 2021/22	FY 2022/23	FY 2023/24	FY 2024/25	Future	Total
125 CAPITAL RENEWAL & REPLACEMENT	74,500	-	-	-	-	-	-	74,500
Total:	**74,500**	**-**	**-**	**-**	**-**	**-**	**-**	**74,500**

MIAMIBEACH

CITY OF MIAMI BEACH
FY 2021 - 2025 Capital Budget and 5-Year Capital Improvement Plan

I. General

P.A.L. BUILDING-ROOF REPAIRS **RENEWAL & REPLACEMENT**

Project Number:	62820
Department:	PROPERTY MANAGEMENT
Location:	SOUTH BEACH
Description:	Police Athletic League building roof repairs.
Projected date range:	10/01/2019 to 05/01/2021

II. Cost Summary

Cost Summary	Previous Years	FY 2020/21	FY 2021/22	FY 2022/23	FY 2023/24	FY 2024/25	Future	Total
CONTRACTED SERVICES REPAIR	90,000	-	-	-	-	-	-	90,000
Total:	**90,000**	**-**	**-**	**-**	**-**	**-**	**-**	**90,000**

III. Fund Summary

Fund Summary	Previous Years	FY 2020/21	FY 2021/22	FY 2022/23	FY 2023/24	FY 2024/25	Future	Total
125 CAPITAL RENEWAL & REPLACEMENT	90,000	-	-	-	-	-	-	90,000
Total:	**90,000**	**-**	**-**	**-**	**-**	**-**	**-**	**90,000**

MIAMIBEACH

CITY OF MIAMI BEACH
FY 2021 - 2025 Capital Budget and 5-Year Capital Improvement Plan

I. General

PALM ISLAND TENNIS COURT LIGHTING **RENEWAL & REPLACEMENT**

Project Number:	60137
Department:	PARKS AND RECREATION
Location:	SOUTH BEACH
Description:	Palm Island tennis courts lighting replacement
Projected date range:	10/01/2016 to 12/31/2020

II. Cost Summary

Cost Summary	Previous Years	FY 2020/21	FY 2021/22	FY 2022/23	FY 2023/24	FY 2024/25	Future	Total
OTHER SUPPLIES	20,950	-	-	-	-	-	-	20,950
Total:	**20,950**	**-**	**-**	**-**	**-**	**-**	**-**	**20,950**

III. Fund Summary

Fund Summary	Previous Years	FY 2020/21	FY 2021/22	FY 2022/23	FY 2023/24	FY 2024/25	Future	Total
302 PAY-AS-YOU-GO	20,950	-	-	-	-	-	-	20,950
Total:	**20,950**	**-**	**-**	**-**	**-**	**-**	**-**	**20,950**

MIAMIBEACH

CITY OF MIAMI BEACH
FY 2021 - 2025 Capital Budget and 5-Year Capital Improvement Plan

I. General

PARK RANGER HEADQUARTER RENOVATION **RENEWAL & REPLACEMENT**

Project Number:	68020
Department:	PROPERTY MANAGEMENT
Location:	SOUTH BEACH
Description:	The Park Ranger program has outgrown its current location, this renovation will encompass a holistic review of their program, and the accommodations (construction) needed to be made within their facility for optimal production.
Projected date range:	10/01/2023 to 12/31/2024

II. Cost Summary

Cost Summary	Previous Years	FY 2020/21	FY 2021/22	FY 2022/23	FY 2023/24	FY 2024/25	Future	Total
CONTRACTED SERVICES REPAIR	-	-	-	-	475,000	-	-	475,000
Total:	**-**	**-**	**-**	**-**	**475,000**	**-**	**-**	**475,000**

III. Fund Summary

Fund Summary	Previous Years	FY 2020/21	FY 2021/22	FY 2022/23	FY 2023/24	FY 2024/25	Future	Total
302 PAY-AS-YOU-GO	-	-	-	-	475,000	-	-	475,000
Total:	**-**	**-**	**-**	**-**	**475,000**	**-**	**-**	**475,000**

MIAMIBEACH

CITY OF MIAMI BEACH
FY 2021 - 2025 Capital Budget and 5-Year Capital Improvement Plan

I. General

PARKS MAINT. FACILITY RENOVATIONS **RENEWAL & REPLACEMENT**

Project Number: 60322
Department: PARKS AND RECREATION
Location: SOUTH BEACH
Description: Renovations to the Park maintenance facility.

Projected date range: 10/01/2023 to 12/31/2024

II. Cost Summary

Cost Summary	Previous Years	FY 2020/21	FY 2021/22	FY 2022/23	FY 2023/24	FY 2024/25	Future	Total
CONTRACTED SERVICES REPAIR	-	-	-	-	335,000	-	-	335,000
Total:	**-**	**-**	**-**	**-**	**335,000**	**-**	**-**	**335,000**

III. Fund Summary

Fund Summary	Previous Years	FY 2020/21	FY 2021/22	FY 2022/23	FY 2023/24	FY 2024/25	Future	Total
302 PAY-AS-YOU-GO	-	-	-	-	335,000	-	-	335,000
Total:	**-**	**-**	**-**	**-**	**335,000**	**-**	**-**	**335,000**

MIAMIBEACH

CITY OF MIAMI BEACH
FY 2021 - 2025 Capital Budget and 5-Year Capital Improvement Plan

I. General

POLICE HQ & PARKING GAR. FIRE ALARM **RENEWAL & REPLACEMENT**

Project Number:	68720
Department:	PROPERTY MANAGEMENT
Location:	SOUTH BEACH
Description:	Police HQ & Parking Garage-Fire Alarm Replacement -- This project was adopted as part of the FY11 Capital Renewal and Replacement program.
Projected date range:	10/01/2015 to 12/31/2020

II. Cost Summary

Cost Summary	Previous Years	FY 2020/21	FY 2021/22	FY 2022/23	FY 2023/24	FY 2024/25	Future	Total
CONTRACTED SERVICES REPAIR	161,879	-	-	-	-	-	-	161,879
INTERNAL CHARGEBACK	1,229	-	-	-	-	-	-	1,229
OTHER CONTRACTUAL SERVICES	35,300	-	-	-	-	-	-	35,300
RENOVATION	31,625	-	-	-	-	-	-	31,625
Total:	**230,033**	**-**	**-**	**-**	**-**	**-**	**-**	**230,033**

III. Fund Summary

Fund Summary	Previous Years	FY 2020/21	FY 2021/22	FY 2022/23	FY 2023/24	FY 2024/25	Future	Total
125 CAPITAL RENEWAL & REPLACEMENT	230,033	-	-	-	-	-	-	230,033
Total:	**230,033**	**-**	**-**	**-**	**-**	**-**	**-**	**230,033**

MIAMIBEACH

CITY OF MIAMI BEACH
FY 2021 - 2025 Capital Budget and 5-Year Capital Improvement Plan

I. General

POLICE HQ ELEVATORS & OTHER PROJECT **RENEWAL & REPLACEMENT**

Project Number: 63350

Department: PROPERTY MANAGEMENT

Location: SOUTH BEACH

Description: Combines three capital renewal and replacement projects: Two Passenger Elevators Part 08; Community Room & Security Fire Alarm; and Police Garage Fire Alarms / Signs. The three projects were combined for Accounting purposes as they share the same work order (6335).These projects were adopted in the FY08 capital renewal and replacement program. This project has been expanded to include the Chiller refurbishment (Formerly Police Headquarters Elevators and Fire A in EDEN).

Projected date range: 10/01/2015 to 12/31/2020

II. Cost Summary

Cost Summary	Previous Years	FY 2020/21	FY 2021/22	FY 2022/23	FY 2023/24	FY 2024/25	Future	Total
CONSTRUCTION MANAGEMENT	4,990	-	-	-	-	-	-	4,990
CONTRACTED SERVICES REPAIR	116,614	-	-	-	-	-	-	116,614
OTHER SUPPLIES	262,656	-	-	-	-	-	-	262,656
Total:	**384,260**	**-**	**-**	**-**	**-**	**-**	**-**	**384,260**

III. Fund Summary

Fund Summary	Previous Years	FY 2020/21	FY 2021/22	FY 2022/23	FY 2023/24	FY 2024/25	Future	Total
125 CAPITAL RENEWAL & REPLACEMENT	384,260	-	-	-	-	-	-	384,260
Total:	**384,260**	**-**	**-**	**-**	**-**	**-**	**-**	**384,260**

MIAMIBEACH

CITY OF MIAMI BEACH
FY 2021 - 2025 Capital Budget and 5-Year Capital Improvement Plan

I. General

POLICE STATION BACKUP CHILLER **RENEWAL & REPLACEMENT**

Project Number: 60118
Department: PROPERTY MANAGEMENT
Location: SOUTH BEACH
Description: Replacement of mal functioning valves, corroded pipe, and overhaul of backup chiller/cooling tower.

Projected date range: 10/01/2017 to 12/31/2020

II. Cost Summary

Cost Summary	Previous Years	FY 2020/21	FY 2021/22	FY 2022/23	FY 2023/24	FY 2024/25	Future	Total
INTERNAL CHARGEBACK	2,903	-	-	-	-	-	-	2,903
OTHER CONTRACTUAL SERVICES	146,501	-	-	-	-	-	-	146,501
Total:	**149,404**	**-**	**-**	**-**	**-**	**-**	**-**	**149,404**

III. Fund Summary

Fund Summary	Previous Years	FY 2020/21	FY 2021/22	FY 2022/23	FY 2023/24	FY 2024/25	Future	Total
125 CAPITAL RENEWAL & REPLACEMENT	149,404	-	-	-	-	-	-	149,404
Total:	**149,404**	**-**	**-**	**-**	**-**	**-**	**-**	**149,404**

MIAMIBEACH

CITY OF MIAMI BEACH
FY 2021 - 2025 Capital Budget and 5-Year Capital Improvement Plan

I. General

POLICE STATION MEN'S LOCKER ROOM **RENEWAL & REPLACEMENT**

Project Number:	60030
Department:	PROPERTY MANAGEMENT
Location:	SOUTH BEACH
Description:	Renovation of 2nd floor men's locker room showers at the MBPD headquarters building.
Projected date range:	10/01/2015 to 12/31/2020

II. Cost Summary

Cost Summary	Previous Years	FY 2020/21	FY 2021/22	FY 2022/23	FY 2023/24	FY 2024/25	Future	Total
INTERNAL CHARGEBACK	5,553	-	-	-	-	-	-	5,553
OTHER CONTRACTUAL SERVICES	235,818	-	-	-	-	-	-	235,818
Total:	**241,371**	**-**	**-**	**-**	**-**	**-**	**-**	**241,371**

III. Fund Summary

Fund Summary	Previous Years	FY 2020/21	FY 2021/22	FY 2022/23	FY 2023/24	FY 2024/25	Future	Total
125 CAPITAL RENEWAL & REPLACEMENT	241,371	-	-	-	-	-	-	241,371
Total:	**241,371**	**-**	**-**	**-**	**-**	**-**	**-**	**241,371**

MIAMIBEACH

CITY OF MIAMI BEACH
FY 2021 - 2025 Capital Budget and 5-Year Capital Improvement Plan

I. General

PUBLIC WORKS FACILITY EXTERIOR **RENEWAL & REPLACEMENT**

Project Number:	64220
Department:	PROPERTY MANAGEMENT
Location:	MIDDLE BEACH
Description:	Restore/waterproof / paint exterior walls, windows, openings and joints; Decorative / protective walkway coating to front walk.
Projected date range:	10/01/2015 to 12/31/2020

II. Cost Summary

Cost Summary	Previous Years	FY 2020/21	FY 2021/22	FY 2022/23	FY 2023/24	FY 2024/25	Future	Total
CONTRACTED SERVICES REPAIR	84,914	-	-	-	-	-	-	84,914
Total:	**84,914**	**-**	**-**	**-**	**-**	**-**	**-**	**84,914**

III. Fund Summary

Fund Summary	Previous Years	FY 2020/21	FY 2021/22	FY 2022/23	FY 2023/24	FY 2024/25	Future	Total
425 WATER AND SEWER ENTERPRISE FUN	84,914	-	-	-	-	-	-	84,914
Total:	**84,914**	**-**	**-**	**-**	**-**	**-**	**-**	**84,914**

MIAMIBEACH

CITY OF MIAMI BEACH
FY 2021 - 2025 Capital Budget and 5-Year Capital Improvement Plan

I. General

PUBLIC WORKS FACILITY GENERATOR **RENEWAL & REPLACEMENT**

Project Number: 69220
Department: PROPERTY MANAGEMENT
Location: MIDDLE BEACH
Description: Emergency Generator Replacement -- Replace emergency generator due to age. This project was selected based on critical to continued operations and beyond useful life criteria. This project is funded by a 1/3 split ($65,105 each) between Water Sewer & Storm.
Projected date range: 10/01/2015 to 12/31/2020

II. Cost Summary

Cost Summary	Previous Years	FY 2020/21	FY 2021/22	FY 2022/23	FY 2023/24	FY 2024/25	Future	Total
EQUIPMENT	191,307	-	-	-	-	-	-	191,307
OTHER OPERATING	4,556	-	-	-	-	-	-	4,556
OTHER SUPPLIES	195,314	-	-	-	-	-	-	195,314
Total:	**391,177**	**-**	**-**	**-**	**-**	**-**	**-**	**391,177**

III. Fund Summary

Fund Summary	Previous Years	FY 2020/21	FY 2021/22	FY 2022/23	FY 2023/24	FY 2024/25	Future	Total
125 CAPITAL RENEWAL & REPLACEMENT	195,863	-	-	-	-	-	-	195,863
425 WATER AND SEWER ENTERPRISE FUN	130,209	-	-	-	-	-	-	130,209
427 STORMWATER ENTERPRISE FUND	65,105	-	-	-	-	-	-	65,105
Total:	**391,177**	**-**	**-**	**-**	**-**	**-**	**-**	**391,177**

MIAMIBEACH

CITY OF MIAMI BEACH
FY 2021 - 2025 Capital Budget and 5-Year Capital Improvement Plan

I. General

PUBLIC WORKS FACILITY RENOVATION **RENEWAL & REPLACEMENT**

Project Number:	63918
Department:	PROPERTY MANAGEMENT
Location:	MIDDLE BEACH
Description:	Renovation of the control room, small and main offices, bathrooms, locker, showers, and the supervisor's area.
Projected date range:	04/18/2018 to 12/31/2020

II. Cost Summary

Cost Summary	Previous Years	FY 2020/21	FY 2021/22	FY 2022/23	FY 2023/24	FY 2024/25	Future	Total
CONTRACTED SERVICES REPAIR	199,512	-	-	-	-	-	-	199,512
INTERNAL CHARGEBACK	331	-	-	-	-	-	-	331
OTHER OPERATING	8,158	-	-	-	-	-	-	8,158
Total:	**208,001**	**-**	**-**	**-**	**-**	**-**	**-**	**208,001**

III. Fund Summary

Fund Summary	Previous Years	FY 2020/21	FY 2021/22	FY 2022/23	FY 2023/24	FY 2024/25	Future	Total
125 CAPITAL RENEWAL & REPLACEMENT	101,111	-	-	-	-	-	-	101,111
418 W&S CAP PROJ FNDED BY OPER FDS	106,890	-	-	-	-	-	-	106,890
Total:	**208,001**	**-**	**-**	**-**	**-**	**-**	**-**	**208,001**

MIAMIBEACH

CITY OF MIAMI BEACH
FY 2021 - 2025 Capital Budget and 5-Year Capital Improvement Plan

I. General

PURDY AVE BOAT RAMP REPAIRS **RENEWAL & REPLACEMENT**

Project Number: 65218

Department: PROPERTY MANAGEMENT

Location: SOUTH BEACH

Description: This request is to fund the Maurice Gibb Park " Purdy Avenue Boat Ramp" repair. After a site visit by consultant it was determined severity of the concrete splling and the urgency to get this fixed. The steel reinforcement is corroded and beginning to de-bond from the concrete. Based on the field observations of the deterioration it is necessary that the repairs are conducted as soon as possible.

Projected date range: 09/13/2018 to 12/31/2020

II. Cost Summary

Cost Summary	Previous Years	FY 2020/21	FY 2021/22	FY 2022/23	FY 2023/24	FY 2024/25	Future	Total
CONTRACTED SERVICES REPAIR	464,694	-	-	-	-	-	-	464,694
Total:	**464,694**	**-**	**-**	**-**	**-**	**-**	**-**	**464,694**

III. Fund Summary

Fund Summary	Previous Years	FY 2020/21	FY 2021/22	FY 2022/23	FY 2023/24	FY 2024/25	Future	Total
125 CAPITAL RENEWAL & REPLACEMENT	84,661	-	-	-	-	-	-	84,661
304 CAPITAL RESERVE	180,033	-	-	-	-	-	-	180,033
306 MB QUALITY OF LIFE RESO.TX 1%	200,000	-	-	-	-	-	-	200,000
Total:	**464,694**	**-**	**-**	**-**	**-**	**-**	**-**	**464,694**

MIAMIBEACH

CITY OF MIAMI BEACH
FY 2021 - 2025 Capital Budget and 5-Year Capital Improvement Plan

I. General

SANITATION INTERIOR REPLACEMENT **RENEWAL & REPLACEMENT**

Project Number:	63718
Department:	PROPERTY MANAGEMENT
Location:	SOUTH BEACH
Description:	**PREVIOULSY KNOWN AS 27350**Carpet & Ceiling Tile Replacement, Men's Restroom Renovation, Locker Replacement and Stairway Ceiling Soffit Renovation.
Projected date range:	10/01/2015 to 12/31/2020

II. Cost Summary

Cost Summary	Previous Years	FY 2020/21	FY 2021/22	FY 2022/23	FY 2023/24	FY 2024/25	Future	Total
CONTRACTED SERVICES REPAIR	217,492	-	-	-	-	-	-	217,492
PROFESSIONAL SERVICES	67,750	-	-	-	-	-	-	67,750
RENOVATION	217,558	-	-	-	-	-	-	217,558
Total:	**502,800**	**-**	**-**	**-**	**-**	**-**	**-**	**502,800**

III. Fund Summary

Fund Summary	Previous Years	FY 2020/21	FY 2021/22	FY 2022/23	FY 2023/24	FY 2024/25	Future	Total
125 CAPITAL RENEWAL & REPLACEMENT	312,800	-	-	-	-	-	-	312,800
435 SANITATION ENTERPRISE FUND	190,000	-	-	-	-	-	-	190,000
Total:	**502,800**	**-**	**-**	**-**	**-**	**-**	**-**	**502,800**

MIAMIBEACH

CITY OF MIAMI BEACH
FY 2021 - 2025 Capital Budget and 5-Year Capital Improvement Plan

I. General

SCOTT RAKOW YOUTH CENTER-KITCHEN **RENEWAL & REPLACEMENT**

Project Number:	61121
Department:	PARKS ADMINISTRATION
Location:	MIDDLE BEACH
Description:	Kitchen improvement
Projected date range:	10/01/2022 to 09/30/2023

II. Cost Summary

Cost Summary	Previous Years	FY 2020/21	FY 2021/22	FY 2022/23	FY 2023/24	FY 2024/25	Future	Total
EQUIPMENT	-	-	-	150,000	-	-	-	150,000
Total:	**-**	**-**	**-**	**150,000**	**-**	**-**	**-**	**150,000**

III. Fund Summary

Fund Summary	Previous Years	FY 2020/21	FY 2021/22	FY 2022/23	FY 2023/24	FY 2024/25	Future	Total
125 CAPITAL RENEWAL & REPLACEMENT	-	-	-	150,000	-	-	-	150,000
Total:	**-**	**-**	**-**	**150,000**	**-**	**-**	**-**	**150,000**

MIAMIBEACH

CITY OF MIAMI BEACH
FY 2021 - 2025 Capital Budget and 5-Year Capital Improvement Plan

I. General

SECURITY ENHANCEMENTS CITYWIDE **RENEWAL & REPLACEMENT**

Project Number:	64821
Department:	PROPERTY MANAGEMENT
Location:	CITYWIDE
Description:	This project is the physical procurement and acquisition of the facility security assessments, per Burns & McDonnell. Falilities citywide have identified for site vulnerabilities, associated mitigation solutions, physical security design under a framework in line with industry standards.
Projected date range:	10/01/2020 to 12/31/2025

II. Cost Summary

Cost Summary	Previous Years	FY 2020/21	FY 2021/22	FY 2022/23	FY 2023/24	FY 2024/25	Future	Total
CONTRACTED SERVICES REPAIR	-	497,512	500,000	500,000	500,000	500,000	-	2,497,512
OIG FUNDING	-	2,488	-	-	-	-	-	2,488
Total:	**-**	**500,000**	**500,000**	**500,000**	**500,000**	**500,000**	**-**	**2,500,000**

III. Fund Summary

Fund Summary	Previous Years	FY 2020/21	FY 2021/22	FY 2022/23	FY 2023/24	FY 2024/25	Future	Total
302 PAY-AS-YOU-GO	-	500,000	500,000	500,000	500,000	500,000	-	2,500,000
Total:	**-**	**500,000**	**500,000**	**500,000**	**500,000**	**500,000**	**-**	**2,500,000**

MIAMIBEACH

CITY OF MIAMI BEACH
FY 2021 - 2025 Capital Budget and 5-Year Capital Improvement Plan

I. General

SIDEWALK ASSESSMENT SURVEY **RENEWAL & REPLACEMENT**

Project Number:	64210
Department:	PW ENGINEERING
Location:	CITYWIDE
Description:	The City has 242 miles of sidewalks, but does not have a database of the condition of the sidewalks. This project is to begin to perform an ongoing assessment of the condition of the sidewalks.
Projected date range:	10/01/2015 to 09/30/2021

II. Cost Summary

Cost Summary	Previous Years	FY 2020/21	FY 2021/22	FY 2022/23	FY 2023/24	FY 2024/25	Future	Total
PROFESSIONAL SERVICES	75,000	-	-	-	-	-	-	75,000
Total:	**75,000**	**-**	**-**	**-**	**-**	**-**	**-**	**75,000**

III. Fund Summary

Fund Summary	Previous Years	FY 2020/21	FY 2021/22	FY 2022/23	FY 2023/24	FY 2024/25	Future	Total
187 HALF CENT TRANS. SURTAX COUNTY	75,000	-	-	-	-	-	-	75,000
Total:	**75,000**	**-**	**-**	**-**	**-**	**-**	**-**	**75,000**

MIAMIBEACH

CITY OF MIAMI BEACH
FY 2021 - 2025 Capital Budget and 5-Year Capital Improvement Plan

I. General

SMART CARD ACCESS SYSTEM- PHASE I **RENEWAL & REPLACEMENT**

Project Number: 63919
Department: PROPERTY MANAGEMENT
Location: CITYWIDE
Description: An independent consultant concluded that the City's current access control is vulnerable to unauthorized access to City facilities. The new Smart Access System will increase overall security throughout City facilities by detecting and preventing potential threats.
Projected date range: 10/01/2018 to 09/30/2021

II. Cost Summary

Cost Summary	Previous Years	FY 2020/21	FY 2021/22	FY 2022/23	FY 2023/24	FY 2024/25	Future	Total
CONTRACTED SERVICES REPAIR	249,000	-	-	-	-	-	-	249,000
OIG FUNDING	1,000	-	-	-	-	-	-	1,000
Total:	**250,000**	**-**	**-**	**-**	**-**	**-**	**-**	**250,000**

III. Fund Summary

Fund Summary	Previous Years	FY 2020/21	FY 2021/22	FY 2022/23	FY 2023/24	FY 2024/25	Future	Total
302 PAY-AS-YOU-GO	250,000	-	-	-	-	-	-	250,000
Total:	**250,000**	**-**	**-**	**-**	**-**	**-**	**-**	**250,000**

MIAMIBEACH

CITY OF MIAMI BEACH
FY 2021 - 2025 Capital Budget and 5-Year Capital Improvement Plan

I. General

SMART CARD ACCESS SYSTEM-PHASE II **RENEWAL & REPLACEMENT**

Project Number: 63722

Department: PROPERTY MANAGEMENT

Location: CITYWIDE

Description: Access control cards are an essential part of commercial security systems keeping facilities and designated areas secure and safe by controlling entry or restricting access within a space. This project is phase two of the smart card access system for facility security citywide. Card access is a crucial component of facility security in order to ensure public safety. Easy access has been identified as one the key vulnerabilities within our facilities.

Projected date range: 10/01/2021 to 09/30/2022

II. Cost Summary

Cost Summary	Previous Years	FY 2020/21	FY 2021/22	FY 2022/23	FY 2023/24	FY 2024/25	Future	Total
CONTRACTED SERVICES REPAIR	-	-	195,000	-	-	-	-	195,000
Total:	**-**	**-**	**195,000**	**-**	**-**	**-**	**-**	**195,000**

III. Fund Summary

Fund Summary	Previous Years	FY 2020/21	FY 2021/22	FY 2022/23	FY 2023/24	FY 2024/25	Future	Total
302 PAY-AS-YOU-GO	-	-	195,000	-	-	-	-	195,000
Total:	**-**	**-**	**195,000**	**-**	**-**	**-**	**-**	**195,000**

MIAMIBEACH

CITY OF MIAMI BEACH
FY 2021 - 2025 Capital Budget and 5-Year Capital Improvement Plan

I. General

SOUNDSCAPE PARK IMPROVEMENTS **RENEWAL & REPLACEMENT**

Project Number: 67120

Department: PARKS AND RECREATION

Location: SOUTH BEACH

Description: This project encompasses the painting of the exterior speakers enclosures (towers) and the installation of additional fixtures such as trash and recycling bins to address current garbage overflow. The towers are made out of metal and due to their exposure to the elements are rusting. This project entails pressure cleaning, painting and application of a rust blocker to prevent further deterioration. SoundScape Park is the venue for the movies at the park that run from October to May and attracts a huge crowd.

Projected date range: 10/01/2015 to 12/31/2020

II. Cost Summary

Cost Summary	Previous Years	FY 2020/21	FY 2021/22	FY 2022/23	FY 2023/24	FY 2024/25	Future	Total
CONTRACTED SERVICES REPAIR	28,000	-	-	-	-	-	-	28,000
Total:	**28,000**	**-**	**-**	**-**	**-**	**-**	**-**	**28,000**

III. Fund Summary

Fund Summary	Previous Years	FY 2020/21	FY 2021/22	FY 2022/23	FY 2023/24	FY 2024/25	Future	Total
305 SB QUALITY OF LIFE REST.TAX 1%	28,000	-	-	-	-	-	-	28,000
Total:	**28,000**	**-**	**-**	**-**	**-**	**-**	**-**	**28,000**

MIAMIBEACH

CITY OF MIAMI BEACH
FY 2021 - 2025 Capital Budget and 5-Year Capital Improvement Plan

I. General

SOUNDSCAPE PK LED LIGHTING **RENEWAL & REPLACEMENT**

Project Number:	60122
Department:	PARKS AND RECREATION
Location:	SOUTH BEACH
Description:	Soundscape park led lighting replacement
Projected date range:	10/01/2022 to 12/31/2023

II. Cost Summary

Cost Summary	Previous Years	FY 2020/21	FY 2021/22	FY 2022/23	FY 2023/24	FY 2024/25	Future	Total
CONTRACTED SERVICES REPAIR	-	-	-	75,000	-	-	-	75,000
Total:	**-**	**-**	**-**	**75,000**	**-**	**-**	**-**	**75,000**

III. Fund Summary

Fund Summary	Previous Years	FY 2020/21	FY 2021/22	FY 2022/23	FY 2023/24	FY 2024/25	Future	Total
302 PAY-AS-YOU-GO	-	-	-	75,000	-	-	-	75,000
Total:	**-**	**-**	**-**	**75,000**	**-**	**-**	**-**	**75,000**

MIAMIBEACH

CITY OF MIAMI BEACH
FY 2021 - 2025 Capital Budget and 5-Year Capital Improvement Plan

I. General

SOUTH BEACH ROW LANDSCAPE **RENEWAL & REPLACEMENT**

Project Number: 66520

Department: PW GREENSPACE MANAGEMENT

Location: SOUTH BEACH

Description: In September 2017 the effects of Hurricane Irma ravaged a tremendous amount of vegetation throughout the City of Miami Beach. The City lost a large amount of trees, shrubbery, and grass in most of it's rights-of-way as a result of strong winds, tidal surges, salt water inundation, and material being crushed by falling trees and debris. In addition to vegetation loss, there was irrigation and hardscape damage from nearby trees being uprooted. Although City staff have done a remarkable job cleaning up after the storm, the landscape Citywide still bears the scars of Irma. Numerous stumps and empty tree pits, patchy grass, and empty shrub beds are a common sight, but funding to restore these areas is extremely limited. This project aims to restore and enhance the City's rights-of-way in various areas in South Beach by repairing and updating the irrigation systems, planting new healthy trees, shrubbery, and grass, as well as repair hardscape elements (paths, fences, etc.) This also presents an opportunity for Greenspace Mgt. to redesign the landscape to include more resilient native and Florida Friendly, salt-tolerant species which are better suited the effects of climate change and sea-level rise. The residents in these areas are desperate and anxious for the return of their greenspaces to an attractive, safe, and enjoyable condition.

Projected date range: 10/01/2019 to 12/31/2024

II. Cost Summary

Cost Summary	Previous Years	FY 2020/21	FY 2021/22	FY 2022/23	FY 2023/24	FY 2024/25	Future	Total
CONTRACTED SERVICES REPAIR	251,000	-	200,000	100,000	100,000	-	-	651,000
OIG FUNDING	1,000	-	-	-	-	-	-	1,000
OTHER COSTS	28,000	-	-	-	-	-	-	28,000
Total:	**280,000**	**-**	**200,000**	**100,000**	**100,000**	**-**	**-**	**680,000**

III. Fund Summary

Fund Summary	Previous Years	FY 2020/21	FY 2021/22	FY 2022/23	FY 2023/24	FY 2024/25	Future	Total
305 SB QUALITY OF LIFE REST.TAX 1%	280,000	-	200,000	100,000	100,000	-	-	680,000
Total:	**280,000**	**-**	**200,000**	**100,000**	**100,000**	**-**	**-**	**680,000**

MIAMIBEACH

CITY OF MIAMI BEACH
FY 2021 - 2025 Capital Budget and 5-Year Capital Improvement Plan

I. General

SOUTH POINTE PARK HVAC REPLACEMENT **RENEWAL & REPLACEMENT**

Project Number: 65219

Department: PROPERTY MANAGEMENT

Location: SOUTH BEACH

Description: The air conditioning unit, due to both its location and use, has reached the end of its useful life. The unit will not be able to endure the demand for cooling during the upcoming summer months. The Capital Improvement Projects department (CIP) is currently working on two projects in the South Pointe area from which they have been able to identify savings for the replacement of the air conditioning unit. Funds will also be utilized for remediation services as needed.

Projected date range: 01/16/2019 to 12/31/2020

II. Cost Summary

Cost Summary	Previous Years	FY 2020/21	FY 2021/22	FY 2022/23	FY 2023/24	FY 2024/25	Future	Total
CONTRACTED SERVICES REPAIR	114,245	-	-	-	-	-	-	114,245
EQUIPMENT	33,272	-	-	-	-	-	-	33,272
PROFESSIONAL SERVICES	12,306	-	-	-	-	-	-	12,306
RENOVATION	177	-	-	-	-	-	-	177
Total:	**160,000**	**-**	**-**	**-**	**-**	**-**	**-**	**160,000**

III. Fund Summary

Fund Summary	Previous Years	FY 2020/21	FY 2021/22	FY 2022/23	FY 2023/24	FY 2024/25	Future	Total
125 CAPITAL RENEWAL & REPLACEMENT	85,000	-	-	-	-	-	-	85,000
126 SOUTH POINTE RENEWAL & REPLACE	25,000	-	-	-	-	-	-	25,000
389 SOUTH POINTE CAPITAL	50,000	-	-	-	-	-	-	50,000
Total:	**160,000**	**-**	**-**	**-**	**-**	**-**	**-**	**160,000**

MIAMIBEACH

CITY OF MIAMI BEACH
FY 2021 - 2025 Capital Budget and 5-Year Capital Improvement Plan

I. General

SOUTH POINTE PARK SPLASH PAD **RENEWAL & REPLACEMENT**

Project Number:	66022
Department:	PARKS AND RECREATION
Location:	SOUTH BEACH
Description:	Repair and replacement of the splash pad feature at South Pointe Park
Projected date range:	10/01/2022 to 12/31/2023

II. Cost Summary

Cost Summary	Previous Years	FY 2020/21	FY 2021/22	FY 2022/23	FY 2023/24	FY 2024/25	Future	Total
CONTRACTED SERVICES REPAIR	-	-	-	249,000	-	-	-	249,000
Total:	**-**	**-**	**-**	**249,000**	**-**	**-**	**-**	**249,000**

III. Fund Summary

Fund Summary	Previous Years	FY 2020/21	FY 2021/22	FY 2022/23	FY 2023/24	FY 2024/25	Future	Total
305 SB QUALITY OF LIFE REST.TAX 1%	-	-	-	249,000	-	-	-	249,000
Total:	**-**	**-**	**-**	**249,000**	**-**	**-**	**-**	**249,000**

MIAMIBEACH

CITY OF MIAMI BEACH
FY 2021 - 2025 Capital Budget and 5-Year Capital Improvement Plan

I. General

SOUTH POINTE PK-FIRE ALARM RENEWAL **RENEWAL & REPLACEMENT**

Project Number:	66618
Department:	PROPERTY MANAGEMENT
Location:	SOUTH BEACH
Description:	Replacement of fire alarm
Projected date range:	10/01/2019 to 03/01/2021

II. Cost Summary

Cost Summary	Previous Years	FY 2020/21	FY 2021/22	FY 2022/23	FY 2023/24	FY 2024/25	Future	Total
CONTRACTED SERVICES REPAIR	35,000	-	-	-	-	-	-	35,000
Total:	**35,000**	**-**	**-**	**-**	**-**	**-**	**-**	**35,000**

III. Fund Summary

Fund Summary	Previous Years	FY 2020/21	FY 2021/22	FY 2022/23	FY 2023/24	FY 2024/25	Future	Total
389 SOUTH POINTE CAPITAL	35,000	-	-	-	-	-	-	35,000
Total:	**35,000**	**-**	**-**	**-**	**-**	**-**	**-**	**35,000**

MIAMIBEACH

CITY OF MIAMI BEACH
FY 2021 - 2025 Capital Budget and 5-Year Capital Improvement Plan

I. General

SOUTH SHORE C.C. FIRE ALARM RENEWAL **RENEWAL & REPLACEMENT**

Project Number: 60038

Department: PROPERTY MANAGEMENT

Location: SOUTH BEACH

Description: This building is equipped with a high density fire alarm system. The fire alarm system includes Head end equipment, pull stations at all exit doors, audio/visual strobes, visual strobes, smokes in most rooms, conduit, wire, and connections in need of replacement.

Projected date range: 10/01/2017 to 12/31/2020

II. Cost Summary

Cost Summary	Previous Years	FY 2020/21	FY 2021/22	FY 2022/23	FY 2023/24	FY 2024/25	Future	Total
OIG FUNDING	1,000	(1,000)	-	-	-	-	-	-
OTHER CONTRACTUAL SERVICES	99,716	(99,716)	-	-	-	-	-	-
PROFESSIONAL SERVICES	11,370	-	-	-	-	-	-	11,370
Total:	**112,086**	**(100,716)**	**-**	**-**	**-**	**-**	**-**	**11,370**

III. Fund Summary

Fund Summary	Previous Years	FY 2020/21	FY 2021/22	FY 2022/23	FY 2023/24	FY 2024/25	Future	Total
125 CAPITAL RENEWAL & REPLACEMENT	112,086	(100,716)	-	-	-	-	-	11,370
Total:	**112,086**	**(100,716)**	**-**	**-**	**-**	**-**	**-**	**11,370**

MIAMIBEACH

CITY OF MIAMI BEACH
FY 2021 - 2025 Capital Budget and 5-Year Capital Improvement Plan

I. General

SOUTH SHORE COMMUNITY ELEVATOR **RENEWAL & REPLACEMENT**

Project Number:	69960
Department:	PROPERTY MANAGEMENT
Location:	SOUTH BEACH
Description:	Replace aged hydraulic elevator.
Projected date range:	10/01/2015 to 12/31/2020

II. Cost Summary

Cost Summary	Previous Years	FY 2020/21	FY 2021/22	FY 2022/23	FY 2023/24	FY 2024/25	Future	Total
CONTRACTED SERVICES REPAIR	11,130	-	-	-	-	-	-	11,130
EQUIPMENT	113,804	-	-	-	-	-	-	113,804
Total:	**124,934**	**-**	**-**	**-**	**-**	**-**	**-**	**124,934**

III. Fund Summary

Fund Summary	Previous Years	FY 2020/21	FY 2021/22	FY 2022/23	FY 2023/24	FY 2024/25	Future	Total
125 CAPITAL RENEWAL & REPLACEMENT	124,934	-	-	-	-	-	-	124,934
Total:	**124,934**	**-**	**-**	**-**	**-**	**-**	**-**	**124,934**

MIAMIBEACH

CITY OF MIAMI BEACH
FY 2021 - 2025 Capital Budget and 5-Year Capital Improvement Plan

I. General

SSCC BATHROOM AND KITCHEN UPGRADE **RENEWAL & REPLACEMENT**

Project Number:	60919
Department:	PROPERTY MANAGEMENT
Location:	SOUTH BEACH
Description:	This project entails the complete renovation and upgrade to the 4 bathrooms and kitchen located the South Shore Community Center. Scope includes the replacing of all fixtures, furnishings, related plumbing, and piping.
Projected date range:	10/01/2018 to 12/31/2020

II. Cost Summary

Cost Summary	Previous Years	FY 2020/21	FY 2021/22	FY 2022/23	FY 2023/24	FY 2024/25	Future	Total
CONTRACTED SERVICES REPAIR	149,000	(149,000)	-	-	-	-	-	-
OIG FUNDING	1,000	(1,000)	-	-	-	-	-	-
Total:	**150,000**	**(150,000)**	**-**	**-**	**-**	**-**	**-**	**-**

III. Fund Summary

Fund Summary	Previous Years	FY 2020/21	FY 2021/22	FY 2022/23	FY 2023/24	FY 2024/25	Future	Total
125 CAPITAL RENEWAL & REPLACEMENT	150,000	(150,000)	-	-	-	-	-	-
Total:	**150,000**	**(150,000)**	**-**	**-**	**-**	**-**	**-**	**-**

MIAMIBEACH

CITY OF MIAMI BEACH
FY 2021 - 2025 Capital Budget and 5-Year Capital Improvement Plan

I. General

SSCC PLAYGROUND AREA MITIGATION **RENEWAL & REPLACEMENT**

Project Number:	61119
Department:	PROPERTY MANAGEMENT
Location:	SOUTH BEACH
Description:	South Shore Community Center playground area tree root mitigation and flooring replacement. To replace existing pour-in-place flooring with new.
Projected date range:	10/01/2018 to 12/31/2020

II. Cost Summary

Cost Summary	Previous Years	FY 2020/21	FY 2021/22	FY 2022/23	FY 2023/24	FY 2024/25	Future	Total
CONTRACTED SERVICES REPAIR	85,000	(85,000)	-	-	-	-	-	-
Total:	**85,000**	**(85,000)**	**-**	**-**	**-**	**-**	**-**	**-**

III. Fund Summary

Fund Summary	Previous Years	FY 2020/21	FY 2021/22	FY 2022/23	FY 2023/24	FY 2024/25	Future	Total
125 CAPITAL RENEWAL & REPLACEMENT	85,000	(85,000)	-	-	-	-	-	-
Total:	**85,000**	**(85,000)**	**-**	**-**	**-**	**-**	**-**	**-**

MIAMIBEACH

CITY OF MIAMI BEACH
FY 2021 - 2025 Capital Budget and 5-Year Capital Improvement Plan

I. General

SSCC ROOT MITIGATION & FLOORING REP **RENEWAL & REPLACEMENT**

Project Number:	63819
Department:	PROPERTY MANAGEMENT
Location:	SOUTH BEACH
Description:	South Shore Community Center playground area tree root mitigation and flooring replacement
Projected date range:	10/01/2018 to 12/31/2020

II. Cost Summary

Cost Summary	Previous Years	FY 2020/21	FY 2021/22	FY 2022/23	FY 2023/24	FY 2024/25	Future	Total
CONTRACTED SERVICES REPAIR	272	-	-	-	-	-	-	272
Total:	**272**	**-**	**-**	**-**	**-**	**-**	**-**	**272**

III. Fund Summary

Fund Summary	Previous Years	FY 2020/21	FY 2021/22	FY 2022/23	FY 2023/24	FY 2024/25	Future	Total
302 PAY-AS-YOU-GO	272	-	-	-	-	-	-	272
Total:	**272**	**-**	**-**	**-**	**-**	**-**	**-**	**272**

MIAMIBEACH

CITY OF MIAMI BEACH
FY 2021 - 2025 Capital Budget and 5-Year Capital Improvement Plan

I. General

SUNSET HARBOUR GARAGE FIRE PUMP **RENEWAL & REPLACEMENT**

Project Number:	61523
Department:	PROPERTY MANAGEMENT
Location:	SOUTH BEACH
Description:	Replacement of fire pump
Projected date range:	10/01/2022 to 09/30/2023

II. Cost Summary

Cost Summary	Previous Years	FY 2020/21	FY 2021/22	FY 2022/23	FY 2023/24	FY 2024/25	Future	Total
EQUIPMENT	-	-	-	100,000	-	-	-	100,000
Total:	**-**	**-**	**-**	**100,000**	**-**	**-**	**-**	**100,000**

III. Fund Summary

Fund Summary	Previous Years	FY 2020/21	FY 2021/22	FY 2022/23	FY 2023/24	FY 2024/25	Future	Total
490 PARKING CAPITAL NOT BONDS	-	-	-	100,000	-	-	-	100,000
Total:	**-**	**-**	**-**	**100,000**	**-**	**-**	**-**	**100,000**

MIAMIBEACH

CITY OF MIAMI BEACH
FY 2021 - 2025 Capital Budget and 5-Year Capital Improvement Plan

I. General

SUNSET HARBOUR GARAGE INT. FLOOR **RENEWAL & REPLACEMENT**

Project Number:	60225
Department:	PROPERTY MANAGEMENT
Location:	SOUTH BEACH
Description:	Sunset Harbour garage-renewal interior floor drainage piping
Projected date range:	10/01/2024 to 09/30/2025

II. Cost Summary

Cost Summary	Previous Years	FY 2020/21	FY 2021/22	FY 2022/23	FY 2023/24	FY 2024/25	Future	Total
CONTRACTED SERVICES REPAIR	-	-	-	-	-	34,000	-	34,000
Total:	**-**	**-**	**-**	**-**	**-**	**34,000**	**-**	**34,000**

III. Fund Summary

Fund Summary	Previous Years	FY 2020/21	FY 2021/22	FY 2022/23	FY 2023/24	FY 2024/25	Future	Total
490 PARKING CAPITAL NOT BONDS	-	-	-	-	-	34,000	-	34,000
Total:	**-**	**-**	**-**	**-**	**-**	**34,000**	**-**	**34,000**

MIAMIBEACH

CITY OF MIAMI BEACH
FY 2021 - 2025 Capital Budget and 5-Year Capital Improvement Plan

I. General

SURFACE LOTS CITYWIDE LANDSCAPING **RENEWAL & REPLACEMENT**

Project Number:	64619
Department:	PROPERTY MANAGEMENT
Location:	CITYWIDE
Description:	Current landscaping needs rejuvenation.
Projected date range:	10/01/2018 to 12/31/2020

II. Cost Summary

Cost Summary	Previous Years	FY 2020/21	FY 2021/22	FY 2022/23	FY 2023/24	FY 2024/25	Future	Total
CONTRACTED SERVICES REPAIR	100,000	-	-	-	-	-	-	100,000
Total:	**100,000**	**-**	**-**	**-**	**-**	**-**	**-**	**100,000**

III. Fund Summary

Fund Summary	Previous Years	FY 2020/21	FY 2021/22	FY 2022/23	FY 2023/24	FY 2024/25	Future	Total
490 PARKING CAPITAL NOT BONDS	100,000	-	-	-	-	-	-	100,000
Total:	**100,000**	**-**	**-**	**-**	**-**	**-**	**-**	**100,000**

MIAMIBEACH

CITY OF MIAMI BEACH
FY 2021 - 2025 Capital Budget and 5-Year Capital Improvement Plan

I. General

THE FILLMORE 40-YR RECERTIFICATION **RENEWAL & REPLACEMENT**

Project Number: 64418

Department: PROPERTY MANAGEMENT

Location: SOUTH BEACH

Description: The Fillmore Miami Beach at the Jackie Gleason Theater is a three-story theatre building with structural walls in concrete. A structural and electrical inspection was completed for recertification and it was determined that some actions and repairs needed to be completed before this building could be recertified. This would need to occur in order to conform to the minimum inspection procedural guidelines as issued by the Miami-Dade County Board of Rules and Appeals. The scope of this project includes the correction of several structural and electrical deficiencies outlined by an assessment and specifications report presented by Douglas Wood & Associates, Inc. and TLC Engineering.

Projected date range: 07/03/2018 to 12/31/2020

II. Cost Summary

Cost Summary	Previous Years	FY 2020/21	FY 2021/22	FY 2022/23	FY 2023/24	FY 2024/25	Future	Total
CONTRACTED SERVICES REPAIR	654,734	-	-	-	-	-	-	654,734
Total:	**654,734**	**-**	**-**	**-**	**-**	**-**	**-**	**654,734**

III. Fund Summary

Fund Summary	Previous Years	FY 2020/21	FY 2021/22	FY 2022/23	FY 2023/24	FY 2024/25	Future	Total
302 PAY-AS-YOU-GO	654,734	-	-	-	-	-	-	654,734
Total:	**654,734**	**-**	**-**	**-**	**-**	**-**	**-**	**654,734**

MIAMIBEACH

CITY OF MIAMI BEACH
FY 2021 - 2025 Capital Budget and 5-Year Capital Improvement Plan

I. General

UNIDAD BUILDING-DOOR RENEWAL **RENEWAL & REPLACEMENT**

Project Number:	61320
Department:	PROPERTY MANAGEMENT
Location:	NORTH BEACH
Description:	Replacement of doors that can function properly with the given weather conditions by facility.
Projected date range:	10/01/2021 to 09/30/2022

II. Cost Summary

Cost Summary	Previous Years	FY 2020/21	FY 2021/22	FY 2022/23	FY 2023/24	FY 2024/25	Future	Total
CONTRACTED SERVICES REPAIR	-	-	40,000	-	-	-	-	40,000
Total:	**-**	**-**	**40,000**	**-**	**-**	**-**	**-**	**40,000**

III. Fund Summary

Fund Summary	Previous Years	FY 2020/21	FY 2021/22	FY 2022/23	FY 2023/24	FY 2024/25	Future	Total
125 CAPITAL RENEWAL & REPLACEMENT	-	-	40,000	-	-	-	-	40,000
Total:	**-**	**-**	**40,000**	**-**	**-**	**-**	**-**	**40,000**

MIAMIBEACH

CITY OF MIAMI BEACH
FY 2021 - 2025 Capital Budget and 5-Year Capital Improvement Plan

I. General

UNIDAD BUILDING-ROOF REPLACEMENT **RENEWAL & REPLACEMENT**

Project Number:	60220
Department:	PROPERTY MANAGEMENT
Location:	NORTH BEACH
Description:	This project entails the complete replacement of the roof at the Unidad Building.
Projected date range:	10/01/2019 to 12/31/2020

II. Cost Summary

Cost Summary	Previous Years	FY 2020/21	FY 2021/22	FY 2022/23	FY 2023/24	FY 2024/25	Future	Total
CONTRACTED SERVICES REPAIR	87,675	-	-	-	-	-	-	87,675
Total:	**87,675**	**-**	**-**	**-**	**-**	**-**	**-**	**87,675**

III. Fund Summary

Fund Summary	Previous Years	FY 2020/21	FY 2021/22	FY 2022/23	FY 2023/24	FY 2024/25	Future	Total
125 CAPITAL RENEWAL & REPLACEMENT	87,675	-	-	-	-	-	-	87,675
Total:	**87,675**	**-**	**-**	**-**	**-**	**-**	**-**	**87,675**

MIAMIBEACH

CITY OF MIAMI BEACH
FY 2021 - 2025 Capital Budget and 5-Year Capital Improvement Plan

I. General

UNIDAD BUILDING-WINDOW SEAL RENEWAL **RENEWAL & REPLACEMENT**

Project Number:	61420
Department:	PROPERTY MANAGEMENT
Location:	NORTH BEACH
Description:	Re-seal windows to prevent rain intrusion.
Projected date range:	10/01/2021 to 12/31/2022

II. Cost Summary

Cost Summary	Previous Years	FY 2020/21	FY 2021/22	FY 2022/23	FY 2023/24	FY 2024/25	Future	Total
CONTRACTED SERVICES REPAIR	-	-	40,000	-	-	-	-	40,000
Total:	**-**	**-**	**40,000**	**-**	**-**	**-**	**-**	**40,000**

III. Fund Summary

Fund Summary	Previous Years	FY 2020/21	FY 2021/22	FY 2022/23	FY 2023/24	FY 2024/25	Future	Total
125 CAPITAL RENEWAL & REPLACEMENT	-	-	40,000	-	-	-	-	40,000
Total:	**-**	**-**	**40,000**	**-**	**-**	**-**	**-**	**40,000**

MIAMIBEACH

CITY OF MIAMI BEACH
FY 2021 - 2025 Capital Budget and 5-Year Capital Improvement Plan

I. General

UNIDAD ELEVATOR MODERNIZATION **RENEWAL & REPLACEMENT**

Project Number:	60719
Department:	PROPERTY MANAGEMENT
Location:	NORTH BEACH
Description:	This project consists of the modernization of the elevator along with all of its components.
Projected date range:	10/01/2018 to 12/31/2020

II. Cost Summary

Cost Summary	Previous Years	FY 2020/21	FY 2021/22	FY 2022/23	FY 2023/24	FY 2024/25	Future	Total
CONTRACTED SERVICES REPAIR	70,000	-	-	-	-	-	-	70,000
Total:	**70,000**	**-**	**-**	**-**	**-**	**-**	**-**	**70,000**

III. Fund Summary

Fund Summary	Previous Years	FY 2020/21	FY 2021/22	FY 2022/23	FY 2023/24	FY 2024/25	Future	Total
125 CAPITAL RENEWAL & REPLACEMENT	70,000	-	-	-	-	-	-	70,000
Total:	**70,000**	**-**	**-**	**-**	**-**	**-**	**-**	**70,000**

MIAMIBEACH

CITY OF MIAMI BEACH
FY 2021 - 2025 Capital Budget and 5-Year Capital Improvement Plan

I. General

UNIDAD INTERIOR & EXTERIOR PAINTING **RENEWAL & REPLACEMENT**

Project Number:	65320
Department:	PROPERTY MANAGEMENT
Location:	NORTH BEACH
Description:	Painting of the Interior and Exterior of the Unidad Building
Projected date range:	10/01/2021 to 12/31/2022

II. Cost Summary

Cost Summary	Previous Years	FY 2020/21	FY 2021/22	FY 2022/23	FY 2023/24	FY 2024/25	Future	Total
CONTRACTED SERVICES REPAIR	-	-	89,000	-	-	-	-	89,000
Total:	**-**	**-**	**89,000**	**-**	**-**	**-**	**-**	**89,000**

III. Fund Summary

Fund Summary	Previous Years	FY 2020/21	FY 2021/22	FY 2022/23	FY 2023/24	FY 2024/25	Future	Total
125 CAPITAL RENEWAL & REPLACEMENT	-	-	89,000	-	-	-	-	89,000
Total:	**-**	**-**	**89,000**	**-**	**-**	**-**	**-**	**89,000**

MIAMIBEACH

CITY OF MIAMI BEACH
FY 2021 - 2025 Capital Budget and 5-Year Capital Improvement Plan

I. General

WATER STATION ROOF REPLACEMENT **RENEWAL & REPLACEMENT**

Project Number:	66818
Department:	PROPERTY MANAGEMENT
Location:	MIDDLE BEACH
Description:	Public works facility-water station roof replacement
Projected date range:	10/01/2019 to 12/31/2020

II. Cost Summary

Cost Summary	Previous Years	FY 2020/21	FY 2021/22	FY 2022/23	FY 2023/24	FY 2024/25	Future	Total
CONTRACTED SERVICES REPAIR	30,000	-	-	-	-	-	-	30,000
Total:	**30,000**	**-**	**-**	**-**	**-**	**-**	**-**	**30,000**

III. Fund Summary

Fund Summary	Previous Years	FY 2020/21	FY 2021/22	FY 2022/23	FY 2023/24	FY 2024/25	Future	Total
418 W&S CAP PROJ FNDED BY OPER FDS	30,000	-	-	-	-	-	-	30,000
Total:	**30,000**	**-**	**-**	**-**	**-**	**-**	**-**	**30,000**

MIAMIBEACH

MIAMIBEACH

CITY OF MIAMI BEACH
FY 2021 - 2025 Capital Budget and 5-Year Capital Improvement Plan

I. General

BRITTANY BAY PARK SEAWALL **SEAWALLS**

Project Number:	29560
Department:	PW ADMINISTRATION
Location:	MIDDLE BEACH
Description:	Repair and reconstruction of a seawall.
Projected date range:	10/01/2015 to 09/30/2021

II. Cost Summary

Cost Summary	Previous Years	FY 2020/21	FY 2021/22	FY 2022/23	FY 2023/24	FY 2024/25	Future	Total
CONSTRUCTION	879,631	-	-	-	-	-	-	879,631
DESIGN AND ENGINEERING	229,369	-	-	-	-	-	-	229,369
Total:	**1,109,000**	**-**	**-**	**-**	**-**	**-**	**-**	**1,109,000**

III. Fund Summary

Fund Summary	Previous Years	FY 2020/21	FY 2021/22	FY 2022/23	FY 2023/24	FY 2024/25	Future	Total
389 SOUTH POINTE CAPITAL	1,109,000	-	-	-	-	-	-	1,109,000
Total:	**1,109,000**	**-**	**-**	**-**	**-**	**-**	**-**	**1,109,000**

MIAMIBEACH

CITY OF MIAMI BEACH
FY 2021 - 2025 Capital Budget and 5-Year Capital Improvement Plan

I. General

CITYWIDE SEAWALL REHAB **SEAWALLS**

Project Number: 29020

Department: PW ENGINEERING

Location: CITYWIDE

Description: The city owns approximately 3 of the nearly 60 miles of seawalls that are currently within city limits. This projects objective is to identify and redesign those portions of the City owned seawalls that are in poor conditions. Work shall include identification of seawalls requiring reconstruction and the performance of a condition assessment, design in accordance to CMB Public Works standard, geotechnical abiding water body depth investigation.

Projected date range: 10/01/2019 to 09/30/2025

II. Cost Summary

Cost Summary	Previous Years	FY 2020/21	FY 2021/22	FY 2022/23	FY 2023/24	FY 2024/25	Future	Total
CONSTRUCTION	4,975,000	4,975,124	5,000,000	5,000,000	5,000,000	-	-	24,950,124
OIG FUNDING	25,000	24,876	-	-	-	-	-	49,876
Total:	**5,000,000**	**5,000,000**	**5,000,000**	**5,000,000**	**5,000,000**	**-**	**-**	**25,000,000**

III. Fund Summary

Fund Summary	Previous Years	FY 2020/21	FY 2021/22	FY 2022/23	FY 2023/24	FY 2024/25	Future	Total
433 STORMWATER PROJECTS - MDC ILA	5,000,000	5,000,000	5,000,000	5,000,000	5,000,000	-	-	25,000,000
Total:	**5,000,000**	**5,000,000**	**5,000,000**	**5,000,000**	**5,000,000**	**-**	**-**	**25,000,000**

MIAMIBEACH

CITY OF MIAMI BEACH
FY 2021 - 2025 Capital Budget and 5-Year Capital Improvement Plan

I. General

COLLINS CANAL ENHANCEMENT PROJECT **SEAWALLS**

Project Number: 29500

Department: PW ENGINEERING

Location: SOUTH BEACH

Description: The Collins Canal Enhancement Project includes the development of the Dade Boulevard Bike path, which is a recreational greenway that will connect to the Venetian Causeway Bike Path and the Beachwalk, as well as seawall restoration for the north bank of the canal. The major bikeway artery will tie into a regional network of planned recreational trails/alternative transportation routes, called the Atlantic Greenway Network, connecting five public parks, eight beach access areas, and seven regional parking facilities in Miami Beach. This project is part of the larger Atlantic Greenway Network, which aims to promote the use of alternative transportation and reduce traffic congestion. An embankment stabilization and seawall restoration project are an integral component of the Dade Boulevard Bike Path project, since the walls of the canal cannot provide adequate structural support to the proposed bike path to ensure the safety of its users.

Projected date range: 10/01/2015 to 09/30/2021

II. Cost Summary

Cost Summary	Previous Years	FY 2020/21	FY 2021/22	FY 2022/23	FY 2023/24	FY 2024/25	Future	Total
CAPITAL MISCELLANEOUS	520,171	-	-	-	-	-	-	520,171
CONSTRUCTION	4,046,538	-	-	-	-	-	-	4,046,538
CONSTRUCTION MANAGEMENT	30,060	-	-	-	-	-	-	30,060
DESIGN AND ENGINEERING	854,120	-	-	-	-	-	-	854,120
OIG FUNDING	8,000	-	-	-	-	-	-	8,000
Total:	**5,458,889**	**-**	**-**	**-**	**-**	**-**	**-**	**5,458,889**

III. Fund Summary

Fund Summary	Previous Years	FY 2020/21	FY 2021/22	FY 2022/23	FY 2023/24	FY 2024/25	Future	Total
187 HALF CENT TRANS. SURTAX COUNTY	1,030,698	-	-	-	-	-	-	1,030,698
365 CITY CENTER RDA CAP FUND	2,999,999	-	-	-	-	-	-	2,999,999
384 2003 GO BONDS - NEIGHBORHOODS	1,428,192	-	-	-	-	-	-	1,428,192
Total:	**5,458,889**	**-**	**-**	**-**	**-**	**-**	**-**	**5,458,889**

MIAMIBEACH

CITY OF MIAMI BEACH
FY 2021 - 2025 Capital Budget and 5-Year Capital Improvement Plan

I. General

CONVENTION CENTER DR TO WASHINGTON **SEAWALLS**

Project Number:	28790
Department:	CAPITAL IMPROVEMENT PROGRAM
Location:	SOUTH BEACH
Description:	This seawall is part of the Convention Center work from Convention Center Drive to Washington Avenue.
Projected date range:	10/01/2015 to 09/30/2023

II. Cost Summary

Cost Summary	Previous Years	FY 2020/21	FY 2021/22	FY 2022/23	FY 2023/24	FY 2024/25	Future	Total
CONSTRUCTION	1,726,205	-	-	-	-	-	-	1,726,205
CONSTRUCTION MANAGEMENT	68,795	-	-	-	-	-	-	68,795
OIG FUNDING	5,000	-	-	-	-	-	-	5,000
Total:	**1,800,000**	**-**	**-**	**-**	**-**	**-**	**-**	**1,800,000**

III. Fund Summary

Fund Summary	Previous Years	FY 2020/21	FY 2021/22	FY 2022/23	FY 2023/24	FY 2024/25	Future	Total
389 SOUTH POINTE CAPITAL	1,800,000	-	-	-	-	-	-	1,800,000
Total:	**1,800,000**	**-**	**-**	**-**	**-**	**-**	**-**	**1,800,000**

MIAMIBEACH

CITY OF MIAMI BEACH
FY 2021 - 2025 Capital Budget and 5-Year Capital Improvement Plan

I. General

GO#39: SEAWALLS & SHORELINES **SEAWALLS**

Project Number: 27919

Department: PW ENGINEERING

Location: CITYWIDE

Description: Raise public seawalls to the updated minimum height standard (5.7 NAVD) in areas most vulnerable to sea level rise and street flooding; incorporate living shorelines with natural vegetation, native species and other green infrastructure.

Projected date range: 02/13/2019 to 09/30/2025

II. Cost Summary

Cost Summary	Previous Years	FY 2020/21	FY 2021/22	FY 2022/23	FY 2023/24	FY 2024/25	Future	Total
CONSTRUCTION	7,440,400	-	2,000,000	-	-	-	-	9,440,400
DESIGN AND ENGINEERING	400,000	-	-	-	-	-	-	400,000
OIG FUNDING	38,000	-	-	-	-	-	-	38,000
PROGRAM MANAGEMENT	121,600	-	-	-	-	-	-	121,600
Total:	**8,000,000**	**-**	**2,000,000**	**-**	**-**	**-**	**-**	**10,000,000**

III. Fund Summary

Fund Summary	Previous Years	FY 2020/21	FY 2021/22	FY 2022/23	FY 2023/24	FY 2024/25	Future	Total
393 2019 GO BONDS- NEIGHBORHOODS	8,000,000	-	-	-	-	-	-	8,000,000
FGO NEIGH FUTURE G.O. BONDS NEIGHBORHOOD	-	-	2,000,000	-	-	-	-	2,000,000
Total:	**8,000,000**	**-**	**2,000,000**	**-**	**-**	**-**	**-**	**10,000,000**

MIAMIBEACH

CITY OF MIAMI BEACH
FY 2021 - 2025 Capital Budget and 5-Year Capital Improvement Plan

I. General

INDIAN BEACH PARK SEAWALL **SEAWALLS**

Project Number:	28820
Department:	PW ENGINEERING
Location:	MIDDLE BEACH
Description:	Repair and reconstruction of a seawall.
Projected date range:	10/01/2015 to 09/30/2021

II. Cost Summary

Cost Summary	Previous Years	FY 2020/21	FY 2021/22	FY 2022/23	FY 2023/24	FY 2024/25	Future	Total
CONSTRUCTION	547,000	-	-	-	-	-	-	547,000
CONSTRUCTION MANAGEMENT	50,000	-	-	-	-	-	-	50,000
DESIGN AND ENGINEERING	115,000	-	-	-	-	-	-	115,000
OIG FUNDING	3,000	-	-	-	-	-	-	3,000
Total:	**715,000**	**-**	**-**	**-**	**-**	**-**	**-**	**715,000**

III. Fund Summary

Fund Summary	Previous Years	FY 2020/21	FY 2021/22	FY 2022/23	FY 2023/24	FY 2024/25	Future	Total
389 SOUTH POINTE CAPITAL	715,000	-	-	-	-	-	-	715,000
Total:	**715,000**	**-**	**-**	**-**	**-**	**-**	**-**	**715,000**

MIAMIBEACH

CITY OF MIAMI BEACH
FY 2021 - 2025 Capital Budget and 5-Year Capital Improvement Plan

I. General

LENOX COURT & JEFFERSON AVE SEAWALL **SEAWALLS**

Project Number: 23618

Department: PW ENGINEERING

Location: SOUTH BEACH

Description: The seawalls located along Collins Canal at Jefferson Avenue and Lenox Court are City owned seawalls in the Palm View Neighborhood. The top elevation of these seawalls is at approximately 1.5 feet NAVD and during the King Tides, water from Collins Canal overtops the seawalls causing flooding to adjacent streets. It is the intent of the City to replace and elevate these two seawalls in this neighborhood to elevation 5.7 feet NAVD to prevent this from happening.

Projected date range: 09/13/2018 to 09/30/2021

II. Cost Summary

Cost Summary	Previous Years	FY 2020/21	FY 2021/22	FY 2022/23	FY 2023/24	FY 2024/25	Future	Total
CONSTRUCTION	298,000	-	-	-	-	-	-	298,000
OIG FUNDING	2,000	-	-	-	-	-	-	2,000
Total:	**300,000**	**-**	**-**	**-**	**-**	**-**	**-**	**300,000**

III. Fund Summary

Fund Summary	Previous Years	FY 2020/21	FY 2021/22	FY 2022/23	FY 2023/24	FY 2024/25	Future	Total
389 SOUTH POINTE CAPITAL	300,000	-	-	-	-	-	-	300,000
Total:	**300,000**	**-**	**-**	**-**	**-**	**-**	**-**	**300,000**

MIAMIBEACH

CITY OF MIAMI BEACH
FY 2021 - 2025 Capital Budget and 5-Year Capital Improvement Plan

I. General

SEAWALL - HOLOCAUST MEMORIAL **SEAWALLS**

Project Number:	28740
Department:	PW ENGINEERING
Location:	SOUTH BEACH
Description:	This seawall is part of the Botanical Gardens Seawall project along the Collins Canal between Meridian Avenue and Convention Center Drive.
Projected date range:	10/01/2015 to 09/30/2021

II. Cost Summary

Cost Summary	Previous Years	FY 2020/21	FY 2021/22	FY 2022/23	FY 2023/24	FY 2024/25	Future	Total
CONSTRUCTION	99,000	-	-	-	-	-	-	99,000
OIG FUNDING	1,000	-	-	-	-	-	-	1,000
Total:	**100,000**	**-**	**-**	**-**	**-**	**-**	**-**	**100,000**

III. Fund Summary

Fund Summary	Previous Years	FY 2020/21	FY 2021/22	FY 2022/23	FY 2023/24	FY 2024/25	Future	Total
389 SOUTH POINTE CAPITAL	100,000	-	-	-	-	-	-	100,000
Total:	**100,000**	**-**	**-**	**-**	**-**	**-**	**-**	**100,000**

MIAMIBEACH

CITY OF MIAMI BEACH
FY 2021 - 2025 Capital Budget and 5-Year Capital Improvement Plan

I. General

SEAWALL DADE BLVD - WASHINGTON AVE **SEAWALLS**

Project Number:	28780
Department:	PW ENGINEERING
Location:	SOUTH BEACH
Description:	Seawall -Dade Boulevard- Collins Canal - Washington Ave.
Projected date range:	10/01/2015 to 09/30/2021

II. Cost Summary

Cost Summary	Previous Years	FY 2020/21	FY 2021/22	FY 2022/23	FY 2023/24	FY 2024/25	Future	Total
CONSTRUCTION	1,618,000	-	-	-	-	-	-	1,618,000
OIG FUNDING	7,000	-	-	-	-	-	-	7,000
Total:	**1,625,000**	**-**	**-**	**-**	**-**	**-**	**-**	**1,625,000**

III. Fund Summary

Fund Summary	Previous Years	FY 2020/21	FY 2021/22	FY 2022/23	FY 2023/24	FY 2024/25	Future	Total
389 SOUTH POINTE CAPITAL	1,625,000	-	-	-	-	-	-	1,625,000
Total:	**1,625,000**	**-**	**-**	**-**	**-**	**-**	**-**	**1,625,000**

MIAMIBEACH

CITY OF MIAMI BEACH
FY 2021 - 2025 Capital Budget and 5-Year Capital Improvement Plan

I. General

SEAWALL MUSS PARK REHABILITAION **SEAWALLS**

Project Number: 27610

Department: CAPITAL IMPROVEMENT PROGRAM

Location: MIDDLE BEACH

Description: This project will provide a complete design and total replacement of 300 linear feet of seawall to minimize deposition of sediments into Biscayne Waterway which flows into Biscayne Bay Aquatic Preserve, improve water quality, and protect upland structures such as roads, bridges, and utilities from damage caused by a seawall failure. No anticipated maintenance cost other than inspections. This project is not FIND grant eligible.

Projected date range: 10/01/2015 to 12/31/2020

II. Cost Summary

Cost Summary	Previous Years	FY 2020/21	FY 2021/22	FY 2022/23	FY 2023/24	FY 2024/25	Future	Total
CONSTRUCTION	851,090	-	-	-	-	-	-	851,090
CONSTRUCTION MANAGEMENT	130,050	-	-	-	-	-	-	130,050
DESIGN AND ENGINEERING	186,283	-	-	-	-	-	-	186,283
TRANSFER OUT	15,000	-	-	-	-	-	-	15,000
Total:	**1,182,423**	**-**	**-**	**-**	**-**	**-**	**-**	**1,182,423**

III. Fund Summary

Fund Summary	Previous Years	FY 2020/21	FY 2021/22	FY 2022/23	FY 2023/24	FY 2024/25	Future	Total
302 PAY-AS-YOU-GO	1,161,000	-	-	-	-	-	-	1,161,000
304 CAPITAL RESERVE	21,423	-	-	-	-	-	-	21,423
Total:	**1,182,423**	**-**	**-**	**-**	**-**	**-**	**-**	**1,182,423**

MIAMIBEACH

CITY OF MIAMI BEACH
FY 2021 - 2025 Capital Budget and 5-Year Capital Improvement Plan

I. General

SEAWALL-BISCAYNE BAY ST END PH. II **SEAWALLS**

Project Number: 27170

Department: PW ENGINEERING

Location: SOUTH BEACH

Description: The Biscayne Bay Streetends Enhancement Phase II at 10th Street will provide drainage, streetend landscape and replacement and repair of seawalls along Biscayne Bay. This project will provide improvements to the stormwater system, minimize land based sediment run-off into Biscayne Bay Aquatic Preserve, and enhance public access to the water. This project includes outfall replacement and improvements. This project is part of a larger city-wide initiative to repair over 100 seawalls that are in disrepair. Additional funding to be provided by reallocation of funding from existing project West/Bay Neighborhood Shore in the amount of $198,918. No anticipated maintenance cost other than inspections. This project is FIND grant eligible. The funding request for the required 50% matching funds, which would provide for the successful completion of the project upon grant approval.

Projected date range: 10/01/2015 to 09/30/2021

II. Cost Summary

Cost Summary	Previous Years	FY 2020/21	FY 2021/22	FY 2022/23	FY 2023/24	FY 2024/25	Future	Total
CONSTRUCTION	1,673,355	-	-	-	-	-	-	1,673,355
CONSTRUCTION MANAGEMENT	8,005	-	-	-	-	-	-	8,005
CONTINGENCY	4,508	-	-	-	-	-	-	4,508
DESIGN AND ENGINEERING	7,190	-	-	-	-	-	-	7,190
OIG FUNDING	1,000	-	-	-	-	-	-	1,000
Total:	**1,694,058**	**-**	**-**	**-**	**-**	**-**	**-**	**1,694,058**

III. Fund Summary

Fund Summary	Previous Years	FY 2020/21	FY 2021/22	FY 2022/23	FY 2023/24	FY 2024/25	Future	Total
302 PAY-AS-YOU-GO	185,714	-	-	-	-	-	-	185,714
427 STORMWATER ENTERPRISE FUND	1,508,344	-	-	-	-	-	-	1,508,344
Total:	**1,694,058**	**-**	**-**	**-**	**-**	**-**	**-**	**1,694,058**

MIAMIBEACH

CITY OF MIAMI BEACH
FY 2021 - 2025 Capital Budget and 5-Year Capital Improvement Plan

I. General

SEAWALL-BOTANICAL GARDEN **SEAWALLS**

Project Number:	27600
Department:	CAPITAL IMPROVEMENT PROGRAM
Location:	SOUTH BEACH
Description:	Phase 3: Improvements to the Collins Canal Corridor, to be designed as an extension of the Botanical Garden, to include: demolition of existing walks along canal, relocation of plantings, excavations, relocation of power lines, security rollup gates, site furnishings, and the replacement of approximately 312 linear feet of badly deteriorated seawall.
Projected date range:	10/01/2015 to 09/30/2021

II. Cost Summary

Cost Summary	Previous Years	FY 2020/21	FY 2021/22	FY 2022/23	FY 2023/24	FY 2024/25	Future	Total
CONSTRUCTION	945,176	-	-	-	-	-	-	945,176
CONSTRUCTION MANAGEMENT	73,768	-	-	-	-	-	-	73,768
CONTINGENCY	94,718	-	-	-	-	-	-	94,718
DESIGN AND ENGINEERING	93,000	-	-	-	-	-	-	93,000
OIG FUNDING	2,000	-	-	-	-	-	-	2,000
Total:	**1,208,662**	**-**	**-**	**-**	**-**	**-**	**-**	**1,208,662**

III. Fund Summary

Fund Summary	Previous Years	FY 2020/21	FY 2021/22	FY 2022/23	FY 2023/24	FY 2024/25	Future	Total
365 CITY CENTER RDA CAP FUND	1,208,662	-	-	-	-	-	-	1,208,662
Total:	**1,208,662**	**-**	**-**	**-**	**-**	**-**	**-**	**1,208,662**

MIAMIBEACH

CITY OF MIAMI BEACH
FY 2021 - 2025 Capital Budget and 5-Year Capital Improvement Plan

I. General

SEAWALL-DICKENS AV SHORELINE **SEAWALLS**

Project Number: 20220

Department: PW ADMINISTRATION

Location: NORTH BEACH

Description: The Dickens Avenue Shoreline Project will stabilize and enhance an environmentally sensitive mangrove shoreline with a living seawall to prevent erosion; thus, providing the structural support necessary for the Park View Island Bike Path project. The Park View Island Bike Path project will serve as a linkage between 71st St, North Shore Youth Center, Biscayne Elementary School, and the Biscayne Pointe neighborhood. Additionally, introducing an access point along the unique mangrove shoreline may provide a public water access point to North Beach residents beyond the only existing access point at the Shane Water Sport Center.

Projected date range: 10/01/2015 to 09/30/2021

II. Cost Summary

Cost Summary	Previous Years	FY 2020/21	FY 2021/22	FY 2022/23	FY 2023/24	FY 2024/25	Future	Total
CONSTRUCTION	349,974	-	-	-	-	-	-	349,974
CONSTRUCTION MANAGEMENT	30,000	-	-	-	-	-	-	30,000
DESIGN AND ENGINEERING	3,420	-	-	-	-	-	-	3,420
EQUIPMENT	50,000	-	-	-	-	-	-	50,000
OIG FUNDING	2,000	-	-	-	-	-	-	2,000
Total:	**435,394**	**-**	**-**	**-**	**-**	**-**	**-**	**435,394**

III. Fund Summary

Fund Summary	Previous Years	FY 2020/21	FY 2021/22	FY 2022/23	FY 2023/24	FY 2024/25	Future	Total
187 HALF CENT TRANS. SURTAX COUNTY	200,000	-	-	-	-	-	-	200,000
301 CAP. PROJ. NOT FINANCED BY BON	231,974	-	-	-	-	-	-	231,974
302 PAY-AS-YOU-GO	3,420	-	-	-	-	-	-	3,420
Total:	**435,394**	**-**	**-**	**-**	**-**	**-**	**-**	**435,394**

MIAMIBEACH

CITY OF MIAMI BEACH
FY 2021 - 2025 Capital Budget and 5-Year Capital Improvement Plan

I. General

SHANE WATERSPORT SEAWALL **SEAWALLS**

Project Number: 28300

Department: PW ADMINISTRATION

Location: NORTH BEACH

Description: The Shane Watersports Seawall project will provide replacement and repair of the 390 feet of seawall along Indian Creek Waterway adjacent to the Shane Watersports Center. This project will provide improvements to the drainage within the wash-out area adjacent to the storage area and the concrete seawall to enhance public access to the water and support the use of the rowing center.

Projected date range: 10/01/2015 to 09/30/2021

II. Cost Summary

Cost Summary	Previous Years	FY 2020/21	FY 2021/22	FY 2022/23	FY 2023/24	FY 2024/25	Future	Total
CONSTRUCTION	647,000	-	-	-	-	-	-	647,000
CONSTRUCTION MANAGEMENT	29,000	-	-	-	-	-	-	29,000
DESIGN AND ENGINEERING	105,000	-	-	-	-	-	-	105,000
OIG FUNDING	3,000	-	-	-	-	-	-	3,000
Total:	**784,000**	**-**	**-**	**-**	**-**	**-**	**-**	**784,000**

III. Fund Summary

Fund Summary	Previous Years	FY 2020/21	FY 2021/22	FY 2022/23	FY 2023/24	FY 2024/25	Future	Total
302 PAY-AS-YOU-GO	134,000	-	-	-	-	-	-	134,000
433 STORMWATER PROJECTS - MDC ILA	650,000	-	-	-	-	-	-	650,000
Total:	**784,000**	**-**	**-**	**-**	**-**	**-**	**-**	**784,000**

MIAMIBEACH

CITY OF MIAMI BEACH
FY 2021 - 2025 Capital Budget and 5-Year Capital Improvement Plan

I. General

11TH STREET-FLAMINGO NEIGHBORHOOD **STREET / SIDEWALKS STREETSCAPE**

Project Number: 20607

Department: PW ENGINEERING

Location: SOUTH BEACH

Description: Design , Permitting and construction services to reconstruct 11th Street from Alton Road to Jefferson Ave and from Euclid Ave, to Washington Ave. Includes replacement of existing water and sewer lines, stormwater infrastructure, street improvements relating to elevating final grade, upgrading lighting, new paving and landscaping.

Projected date range: 05/18/2017 to 09/30/2022

II. Cost Summary

Cost Summary	Previous Years	FY 2020/21	FY 2021/22	FY 2022/23	FY 2023/24	FY 2024/25	Future	Total
CAPITAL MISCELLANEOUS	37,743	-	-	-	-	-	-	37,743
CONSTRUCTION	7,561,992	-	-	-	-	-	-	7,561,992
DESIGN AND ENGINEERING	2,725	-	-	-	-	-	-	2,725
Total:	**7,602,460**	**-**	**-**	**-**	**-**	**-**	**-**	**7,602,460**

III. Fund Summary

Fund Summary	Previous Years	FY 2020/21	FY 2021/22	FY 2022/23	FY 2023/24	FY 2024/25	Future	Total
302 PAY-AS-YOU-GO	1,059,729	-	-	-	-	-	-	1,059,729
384 2003 GO BONDS - NEIGHBORHOODS	1,511,349	-	-	-	-	-	-	1,511,349
389 SOUTH POINTE CAPITAL	552,777	-	-	-	-	-	-	552,777
418 W&S CAP PROJ FNDED BY OPER FDS	40,468	-	-	-	-	-	-	40,468
419 2017 WATER & SEWER BONDS	2,495,457	-	-	-	-	-	-	2,495,457
429 2017 STORMWATER BONDS	1,942,680	-	-	-	-	-	-	1,942,680
Total:	**7,602,460**	**-**	**-**	**-**	**-**	**-**	**-**	**7,602,460**

MIAMIBEACH

CITY OF MIAMI BEACH
FY 2021 - 2025 Capital Budget and 5-Year Capital Improvement Plan

I. General

17TH STREET NORTH IMPROVEMENTS **STREET / SIDEWALKS STREETSCAPE**

Project Number:	29320
Department:	PW ENGINEERING
Location:	SOUTH BEACH
Description:	Improvements to 17th Street from Pennsylvania Avenue to Washington Avenue. Work consists of landscaping and irrigation, pedestrian lighting and sidewalk replacement.
Projected date range:	10/01/2015 to 09/30/2021

II. Cost Summary

Cost Summary	Previous Years	FY 2020/21	FY 2021/22	FY 2022/23	FY 2023/24	FY 2024/25	Future	Total
CONSTRUCTION	1,662,250	-	-	-	-	-	-	1,662,250
CONSTRUCTION MANAGEMENT	35,343	-	-	-	-	-	-	35,343
DESIGN AND ENGINEERING	292,407	-	-	-	-	-	-	292,407
OIG FUNDING	10,000	-	-	-	-	-	-	10,000
Total:	**2,000,000**	**-**	**-**	**-**	**-**	**-**	**-**	**2,000,000**

III. Fund Summary

Fund Summary	Previous Years	FY 2020/21	FY 2021/22	FY 2022/23	FY 2023/24	FY 2024/25	Future	Total
309 RDA SERIES 2015A	2,000,000	-	-	-	-	-	-	2,000,000
Total:	**2,000,000**	**-**	**-**	**-**	**-**	**-**	**-**	**2,000,000**

MIAMIBEACH

CITY OF MIAMI BEACH
FY 2021 - 2025 Capital Budget and 5-Year Capital Improvement Plan

I. General

1ST STREET-ALTON RD TO WASHINGTON **STREET / SIDEWALKS STREETSCAPE**

Project Number:	20587
Department:	PW ENGINEERING
Location:	SOUTH BEACH
Description:	The design and construction of a new stormwater pump station, new drainage lines and to reconstruct the roadway along 1st street between Alton Road and Washington Ave.
Projected date range:	05/12/2017 to 12/31/2023

II. Cost Summary

Cost Summary	Previous Years	FY 2020/21	FY 2021/22	FY 2022/23	FY 2023/24	FY 2024/25	Future	Total
CAPITAL MISCELLANEOUS	112,060	-	-	-	-	-	-	112,060
CONSTRUCTION	25,159,006	-	-	-	-	-	-	25,159,006
DESIGN AND ENGINEERING	1,508,675	-	-	-	-	-	-	1,508,675
OIG FUNDING	91,000	-	-	-	-	-	-	91,000
Total:	**26,870,741**	**-**	**-**	**-**	**-**	**-**	**-**	**26,870,741**

III. Fund Summary

Fund Summary	Previous Years	FY 2020/21	FY 2021/22	FY 2022/23	FY 2023/24	FY 2024/25	Future	Total
379 SOUTH POINTE RDA	4,669,616	-	-	-	-	-	-	4,669,616
389 SOUTH POINTE CAPITAL	4,741,799	-	-	-	-	-	-	4,741,799
429 2017 STORMWATER BONDS	17,459,326	-	-	-	-	-	-	17,459,326
Total:	**26,870,741**	**-**	**-**	**-**	**-**	**-**	**-**	**26,870,741**

MIAMIBEACH

CITY OF MIAMI BEACH
FY 2021 - 2025 Capital Budget and 5-Year Capital Improvement Plan

I. General

72ND STREET PROTECTED BIKE LANE **STREET / SIDEWALKS STREETSCAPE**

Project Number: 62617

Department: TRANSPORTATION

Location: NORTH BEACH

Description: Design and construction of protected/green bicycle lanes along 72nd Street from Dickens Avenue to the Beachwalk. This project connects various important landmarks in the North Shore Neighborhood, including North Shore Youth Center, Band Shell Park, and the Beachwalk. In addition, the project connects two existing bicycle facilities at Dickens Avenue and the Beachwalk. The project will be implemented as an interim project in advance of the North Shore Neighborhood Improvement Project.

Projected date range: 10/01/2015 to 12/31/2020

II. Cost Summary

Cost Summary	Previous Years	FY 2020/21	FY 2021/22	FY 2022/23	FY 2023/24	FY 2024/25	Future	Total
CONTRACTED SERVICES REPAIR	490,800	-	-	-	-	-	-	490,800
OIG FUNDING	2,000	-	-	-	-	-	-	2,000
OTHER COSTS	3,000	-	-	-	-	-	-	3,000
OTHER OPERATING	18,200	-	-	-	-	-	-	18,200
PROFESSIONAL SERVICES	5,000	-	-	-	-	-	-	5,000
Total:	**519,000**	**-**	**-**	**-**	**-**	**-**	**-**	**519,000**

III. Fund Summary

Fund Summary	Previous Years	FY 2020/21	FY 2021/22	FY 2022/23	FY 2023/24	FY 2024/25	Future	Total
187 HALF CENT TRANS. SURTAX COUNTY	519,000	-	-	-	-	-	-	519,000
Total:	**519,000**	**-**	**-**	**-**	**-**	**-**	**-**	**519,000**

MIAMIBEACH

CITY OF MIAMI BEACH
FY 2021 - 2025 Capital Budget and 5-Year Capital Improvement Plan

I. General

7300 DICKENS AVE L/SCAPE-IRRIGATION **STREET / SIDEWALKS STREETSCAPE**

Project Number:	20141
Department:	PW ENGINEERING
Location:	NORTH BEACH
Description:	The project will install an irrigation system at a location which currently has the remnants of a pre 1990 manual system. The location also houses the North Beach Community Garden within its limits Coverage for 61,600 sq ft. PROJECT TIMELINES TO BE DETERMINED.
Projected date range:	10/01/2021 to 12/31/2022

II. Cost Summary

Cost Summary	Previous Years	FY 2020/21	FY 2021/22	FY 2022/23	FY 2023/24	FY 2024/25	Future	Total
CONSTRUCTION	-	-	37,000	-	-	-	-	37,000
Total:	**-**	**-**	**37,000**	**-**	**-**	**-**	**-**	**37,000**

III. Fund Summary

Fund Summary	Previous Years	FY 2020/21	FY 2021/22	FY 2022/23	FY 2023/24	FY 2024/25	Future	Total
307 NB QUAL OF LIFE RESORT TAX 1%	-	-	37,000	-	-	-	-	37,000
Total:	**-**	**-**	**37,000**	**-**	**-**	**-**	**-**	**37,000**

MIAMIBEACH

CITY OF MIAMI BEACH
FY 2021 - 2025 Capital Budget and 5-Year Capital Improvement Plan

I. General

ALLEYWAY RESTORATION PH III **STREET / SIDEWALKS STREETSCAPE**

Project Number:	29810
Department:	PW ADMINISTRATION
Location:	CITY WIDE
Description:	Milling and paving of alleyways, sidewalk, driveway approaches to the alleys. Overall, alleyways have not been paved in the past thirty (30) years.
Projected date range:	10/01/2012 to 09/30/2022

II. Cost Summary

Cost Summary	Previous Years	FY 2020/21	FY 2021/22	FY 2022/23	FY 2023/24	FY 2024/25	Future	Total
CONSTRUCTION	570,363	(99,000)	100,000	-	-	-	-	571,363
CONTRACTED SERVICES REPAIR	60,000	-	-	-	-	-	-	60,000
DESIGN AND ENGINEERING	1,137	-	-	-	-	-	-	1,137
OIG FUNDING	1,000	(1,000)	-	-	-	-	-	-
Total:	**632,500**	**(100,000)**	**100,000**	**-**	**-**	**-**	**-**	**632,500**

III. Fund Summary

Fund Summary	Previous Years	FY 2020/21	FY 2021/22	FY 2022/23	FY 2023/24	FY 2024/25	Future	Total
187 HALF CENT TRANS. SURTAX COUNTY	412,500	-	-	-	-	-	-	412,500
302 PAY-AS-YOU-GO	100,000	(100,000)	100,000	-	-	-	-	100,000
306 MB QUALITY OF LIFE RESO.TX 1%	60,000	-	-	-	-	-	-	60,000
307 NB QUAL OF LIFE RESORT TAX 1%	60,000	-	-	-	-	-	-	60,000
Total:	**632,500**	**(100,000)**	**100,000**	**-**	**-**	**-**	**-**	**632,500**

MIAMIBEACH

CITY OF MIAMI BEACH
FY 2021 - 2025 Capital Budget and 5-Year Capital Improvement Plan

I. General

BAYSHORE NEIGH. BID PACK A **STREET / SIDEWALKS STREETSCAPE**

Project Number: 22050

Department: CAPITAL IMPROVEMENT PROGRAM

Location: MIDDLE BEACH

Description: Package A - Central Bayshore - Neighborhood #8. The area includes 40th Street, Flamingo Drive, the Sheridan Avenue Multi-Family Neighborhood, and the Central Bayshore Community (single-family section). Scope includes street resurfacing, sidewalk repair, swale/planting strip restoration, Installation of curb and gutter, enhanced landscaping, drainage upgrades, streetlight upgrades, traffic calming, water main rehabilitation on Flamingo Dr., and improve on-street parking. A more recent request for additional scope by staff entails providing additional drainage improvements on Prairie Ave.

Projected date range: 10/01/2015 to 09/30/2024

II. Cost Summary

Cost Summary	Previous Years	FY 2020/21	FY 2021/22	FY 2022/23	FY 2023/24	FY 2024/25	Future	Total
CAPITAL MISCELLANEOUS	222,935	-	-	-	-	-	-	222,935
CONSTRUCTION	17,796,449	-	-	-	-	-	-	17,796,449
CONSTRUCTION MANAGEMENT	3,084,952	-	-	-	-	-	-	3,084,952
DESIGN AND ENGINEERING	2,879,002	-	-	-	-	-	-	2,879,002
PROGRAM MANAGEMENT	1,101,816	-	-	-	-	-	-	1,101,816
Total:	**25,085,154**	**-**	**-**	**-**	**-**	**-**	**-**	**25,085,154**

III. Fund Summary

Fund Summary	Previous Years	FY 2020/21	FY 2021/22	FY 2022/23	FY 2023/24	FY 2024/25	Future	Total
301 CAP. PROJ. NOT FINANCED BY BON	223,199	-	-	-	-	-	-	223,199
302 PAY-AS-YOU-GO	960,405	-	-	-	-	-	-	960,405
373 99 GO BONDS-NEIGHBORHOOD IMPRO	(200)	-	-	-	-	-	-	(200)
376 99 GO BONDS - NEIGHBORHOOD IMP	417,634	-	-	-	-	-	-	417,634
384 2003 GO BONDS - NEIGHBORHOODS	3,106,901	-	-	-	-	-	-	3,106,901
420 W&S GBL SERIES 2010 2009-27243	3,895,513	-	-	-	-	-	-	3,895,513
423 GULF BREEZE 2006	765,052	-	-	-	-	-	-	765,052
424 WATER & SEWER BONDS 2000S	2,893,609	-	-	-	-	-	-	2,893,609

MIAMIBEACH

CITY OF MIAMI BEACH
FY 2021 - 2025 Capital Budget and 5-Year Capital Improvement Plan

425 WATER AND SEWER ENTERPRISE FUN	50,770	-	-	-	-	-	-	50,770
428 STORMWATER BONDS 2000S	1,549,281	-	-	-	-	-	-	1,549,281
431 2011 STORMWATER BOND2011-27782	10,632,774	-	-	-	-	-	-	10,632,774
432 STORMWATER BONDS 2015	590,216	-	-	-	-	-	-	590,216
Total:	**25,085,154**	**-**	**-**	**-**	**-**	**-**	**-**	**25,085,154**

MIAMIBEACH

CITY OF MIAMI BEACH
FY 2021 - 2025 Capital Budget and 5-Year Capital Improvement Plan

I. General

BAYSHORE NEIGH. BID PACK D **STREET / SIDEWALKS STREETSCAPE**

Project Number: 23180

Department: CAPITAL IMPROVEMENT PROGRAM

Location: MIDDLE BEACH

Description: Scope includes aboveground and underground improvement such as new water main and service. new storm water drainage system including 2 pump stations (one for each Island), lining of the sanitary sewer system. and replacing all the sewer laterals,
reconstruction of the roadways including installation of Geo Textile. speed tables and speed humps. new conduits and conductors for existing decorative street lights, landscape and hardscape improvements. New landscape and Irrigation system for the park located in Sunset Island 4.

Projected date range: 10/01/2015 to 12/31/2020

II. Cost Summary

Cost Summary	Previous Years	FY 2020/21	FY 2021/22	FY 2022/23	FY 2023/24	FY 2024/25	Future	Total
CONSTRUCTION	12,009,141	-	-	-	-	-	-	12,009,141
CONSTRUCTION MANAGEMENT	1,385,477	-	-	-	-	-	-	1,385,477
DESIGN AND ENGINEERING	1,108,437	-	-	-	-	-	-	1,108,437
EQUIPMENT	1,200,000	-	-	-	-	-	-	1,200,000
PROGRAM MANAGEMENT	516,253	-	-	-	-	-	-	516,253
Total:	**16,219,308**	**-**	**-**	**-**	**-**	**-**	**-**	**16,219,308**

III. Fund Summary

Fund Summary	Previous Years	FY 2020/21	FY 2021/22	FY 2022/23	FY 2023/24	FY 2024/25	Future	Total
302 PAY-AS-YOU-GO	745,500	-	-	-	-	-	-	745,500
304 CAPITAL RESERVE	639,000	-	-	-	-	-	-	639,000
373 99 GO BONDS-NEIGHBORHOOD IMPRO	3,828	-	-	-	-	-	-	3,828
384 2003 GO BONDS - NEIGHBORHOODS	300,344	-	-	-	-	-	-	300,344
420 W&S GBL SERIES 2010 2009-27243	2,850,793	-	-	-	-	-	-	2,850,793
422 WATER AND SEWER IMPACT FEES	97,000	-	-	-	-	-	-	97,000
424 WATER & SEWER BONDS 2000S	777,897	-	-	-	-	-	-	777,897
425 WATER AND SEWER ENTERPRISE FUN	358,785	-	-	-	-	-	-	358,785

MIAMIBEACH

CITY OF MIAMI BEACH
FY 2021 - 2025 Capital Budget and 5-Year Capital Improvement Plan

428 STORMWATER BONDS 2000S	119,601	-	-	-	-	-	-	119,601
429 2017 STORMWATER BONDS	2,343,000	-	-	-	-	-	-	2,343,000
431 2011 STORMWATER BOND2011-27782	2,606,560	-	-	-	-	-	-	2,606,560
432 STORMWATER BONDS 2015	4,177,000	-	-	-	-	-	-	4,177,000
433 STORMWATER PROJECTS - MDC ILA	1,200,000	-	-	-	-	-	-	1,200,000
Total:	**16,219,308**	**-**	**-**	**-**	**-**	**-**	**-**	**16,219,308**

MIAMIBEACH

CITY OF MIAMI BEACH
FY 2021 - 2025 Capital Budget and 5-Year Capital Improvement Plan

I. General

BAYSHORE NEIGH. CENTRAL - SOUTH **STREET / SIDEWALKS STREETSCAPE**

Project Number: 28940

Department: CAPITAL IMPROVEMENT PROGRAM

Location: MIDDLE BEACH

Description: Construction of the portion extracted from the neighborhood no. 8 central Bayshore A. The work will include, but not be limited to, site preparation/ earthwork, roadway reconstruction, curbing, water main installation, and water service relocation; stormwater pump station, and storm drainage infrastructures installation. The project limits are bounded on the north south row line of 34th street/ on the east by the east row line of pine tree lane; south by Dade Boulevard; west by the Miami Beach golf course. Construct one new pump station on north Meridian Drive. This project was approved in Commission Meeting April 13, 2016 via Capital Budget Amendment # 4.

Projected date range: 04/13/2016 to 09/30/2023

II. Cost Summary

Cost Summary	Previous Years	FY 2020/21	FY 2021/22	FY 2022/23	FY 2023/24	FY 2024/25	Future	Total
CONSTRUCTION	19,923,115	-	-	-	-	-	-	19,923,115
CONSTRUCTION MANAGEMENT	1,145,707	-	-	-	-	-	-	1,145,707
DESIGN AND ENGINEERING	708,382	-	-	-	-	-	-	708,382
Total:	**21,777,204**	**-**	**-**	**-**	**-**	**-**	**-**	**21,777,204**

III. Fund Summary

Fund Summary	Previous Years	FY 2020/21	FY 2021/22	FY 2022/23	FY 2023/24	FY 2024/25	Future	Total
302 PAY-AS-YOU-GO	21,824	-	-	-	-	-	-	21,824
304 CAPITAL RESERVE	618,790	-	-	-	-	-	-	618,790
384 2003 GO BONDS - NEIGHBORHOODS	4,170,522	-	-	-	-	-	-	4,170,522
419 2017 WATER & SEWER BONDS	3,616,516	-	-	-	-	-	-	3,616,516
423 GULF BREEZE 2006	106,792	-	-	-	-	-	-	106,792
424 WATER & SEWER BONDS 2000S	1,715	-	-	-	-	-	-	1,715
425 WATER AND SEWER ENTERPRISE FUN	309,433	-	-	-	-	-	-	309,433
427 STORMWATER ENTERPRISE FUND	75,486	-	-	-	-	-	-	75,486
429 2017 STORMWATER BONDS	1,065,000	-	-	-	-	-	-	1,065,000
431 2011 STORMWATER BOND2011-27782	104,420	-	-	-	-	-	-	104,420
432 STORMWATER BONDS 2015	11,686,706	-	-	-	-	-	-	11,686,706
Total:	**21,777,204**	**-**	**-**	**-**	**-**	**-**	**-**	**21,777,204**

MIAMIBEACH

CITY OF MIAMI BEACH
FY 2021 - 2025 Capital Budget and 5-Year Capital Improvement Plan

I. General

BONITA DRIVE STREET END IMPROVEMENT **STREET / SIDEWALKS STREETSCAPE**

Project Number:	28630
Department:	TOURISM & CULTURAL DEPARTMENT
Location:	NORTH BEACH
Description:	This project would upgrade the appearance of Bonita Drive focusing on the street ends. Project would include drainage and seawall improvements, pavement and sidewalk enhancements as well as beautification of both the north and south terminal ends of the street.
Projected date range:	10/01/2015 to 09/30/2024

II. Cost Summary

Cost Summary	Previous Years	FY 2020/21	FY 2021/22	FY 2022/23	FY 2023/24	FY 2024/25	Future	Total
CONSTRUCTION	99,000	-	-	-	-	-	-	99,000
DESIGN AND ENGINEERING	35,000	-	-	-	-	-	-	35,000
OIG FUNDING	1,000	-	-	-	-	-	-	1,000
Total:	**135,000**	**-**	**-**	**-**	**-**	**-**	**-**	**135,000**

III. Fund Summary

Fund Summary	Previous Years	FY 2020/21	FY 2021/22	FY 2022/23	FY 2023/24	FY 2024/25	Future	Total
307 NB QUAL OF LIFE RESORT TAX 1%	135,000	-	-	-	-	-	-	135,000
Total:	**135,000**	**-**	**-**	**-**	**-**	**-**	**-**	**135,000**

MIAMIBEACH

CITY OF MIAMI BEACH
FY 2021 - 2025 Capital Budget and 5-Year Capital Improvement Plan

I. General

CITY CENTER COMMERCIAL DISTRICT BPB **STREET / SIDEWALKS STREETSCAPE**

Project Number: 23270

Department: CAPITAL IMPROVEMENT PROGRAM

Location: SOUTH BEACH

Description: The Project limits include, Drexel Avenue from Lincoln Lane (LL) to Lincoln Lane North (LLN), Pennsylvania Avenue from LLN to 17th Street, Euclid Avenue from LL to Lincoln Road Mall, Meridian Avenue from 16th to 17th, Jefferson Avenue from LL to 17th Street, Michigan Avenue from 16th to 17th Street, Lenox Avenue from 16th street to 17th Street, Lenox Ct., Lincoln Lane to 16th, Lincoln Lane from Drexel Avenue to Alton, LLN from Washington to Alton, Washington Avenue to Dade Boulevard, Convention Center Drive and 19th Street. The City Center Right of Way (ROW) BP9B Infrastructure Improvement Project is a $9.8 million infrastructure project which includes the restoration and enhancement of right-of-ways/streetscapes throughout City Center, including roadway, sidewalk, curb and gutter, landscape, streetscape irrigation, lighting, potable water, and storm drainage infrastructure as needed. This project is included in the City of Miami Beach Right of Way Infrastructure Improvement Program and the Public Works Citywide Water and Sewer Master Plan. All project permits have been issued. Portions of project have been completed using JOC contractors in order to accomodate other neighborhood projects. To accomodate the opening of the NWS project, portions of LLN and Pennsylvania Ave. have been completed. 17th Street is being considered as the next phase of the project to be initiated. The milestone dates represent the remainder of the larger neighorhood improvements.

Projected date range: 10/01/2015 to 09/30/2024

II. Cost Summary

Cost Summary	Previous Years	FY 2020/21	FY 2021/22	FY 2022/23	FY 2023/24	FY 2024/25	Future	Total
CONSTRUCTION	18,441,034	-	47,507,421	7,280,000	-	-	-	73,228,455
CONSTRUCTION CONVENTION CENTER	4,263,509	-	-	-	-	-	-	4,263,509
CONSTRUCTION MANAGEMENT	514,527	-	-	-	-	-	-	514,527
DESIGN AND ENGINEERING	2,263,536	-	-	-	-	-	-	2,263,536
OVERTIME	3,493	-	-	-	-	-	-	3,493
PROGRAM MANAGEMENT	323,427	-	-	-	-	-	-	323,427
Total:	**25,809,526**	**-**	**47,507,421**	**7,280,000**	**-**	**-**	**-**	**80,596,947**

III. Fund Summary

Fund Summary	Previous Years	FY 2020/21	FY 2021/22	FY 2022/23	FY 2023/24	FY 2024/25	Future	Total
365 CITY CENTER RDA CAP FUND	13,539,610	-	-	-	-	-	-	13,539,610
389 SOUTH POINTE CAPITAL	3,381,241	-	-	-	-	-	-	3,381,241
428 STORMWATER BONDS 2000S	(28,330)	-	-	-	-	-	-	(28,330)

MIAMIBEACH

CITY OF MIAMI BEACH
FY 2021 - 2025 Capital Budget and 5-Year Capital Improvement Plan

429 2017 STORMWATER BONDS	2,300,000	-	-	-	-	-	-	2,300,000
431 2011 STORMWATER BOND2011-27782	132,000	-	-	-	-	-	-	132,000
432 STORMWATER BONDS 2015	5,856,402	-	-	-	-	-	-	5,856,402
434 STORMWATER CAPITAL NOT BONDS	628,603	-	-	-	-	-	-	628,603
FSW FUTURE STORMWATER	-	-	40,227,421	-	-	-	-	40,227,421
FWS FUTURE WATER & SEWER	-	-	7,280,000	7,280,000	-	-	-	14,560,000
Total:	**25,809,526**	**-**	**47,507,421**	**7,280,000**	**-**	**-**	**-**	**80,596,947**

MIAMIBEACH

CITY OF MIAMI BEACH
FY 2021 - 2025 Capital Budget and 5-Year Capital Improvement Plan

I. General

CITY CENTER RESILIENCY ENHANCEMENTS **STREET / SIDEWALKS STREETSCAPE**

Project Number:	20197
Department:	ENVIRONMENT SUSTAINABILITY
Location:	SOUTH BEACH
Description:	This project will enhance the resiliency of the City Center District through landscaping with native vegetation, enhancement of tree canopy, and creation of creative place-making opportunities. This project includes enhancement of the pedestrian facility adjacent to Collins Canal.
Projected date range:	10/01/2016 to 09/30/2021

II. Cost Summary

Cost Summary	Previous Years	FY 2020/21	FY 2021/22	FY 2022/23	FY 2023/24	FY 2024/25	Future	Total
CONSTRUCTION	995,000	-	-	-	-	-	-	995,000
OIG FUNDING	5,000	-	-	-	-	-	-	5,000
Total:	**1,000,000**	**-**	**-**	**-**	**-**	**-**	**-**	**1,000,000**

III. Fund Summary

Fund Summary	Previous Years	FY 2020/21	FY 2021/22	FY 2022/23	FY 2023/24	FY 2024/25	Future	Total
165 NON - TIF RDA FUND	1,000,000	-	-	-	-	-	-	1,000,000
Total:	**1,000,000**	**-**	**-**	**-**	**-**	**-**	**-**	**1,000,000**

MIAMIBEACH

CITY OF MIAMI BEACH
FY 2021 - 2025 Capital Budget and 5-Year Capital Improvement Plan

I. General

CITYWIDE CURB RAMP INSTALLATION **STREET / SIDEWALKS STREETSCAPE**

Project Number:	25650
Department:	PW STREETS
Location:	CITY WIDE
Description:	Installation and maintenance of curb ramp throughout the City resulting from Federal court settlement. This project is eligible for Miami Dade County ADA funding.
Projected date range:	10/01/2015 to 09/30/2021

II. Cost Summary

Cost Summary	Previous Years	FY 2020/21	FY 2021/22	FY 2022/23	FY 2023/24	FY 2024/25	Future	Total
CONSTRUCTION	112,560	-	-	-	-	-	-	112,560
Total:	**112,560**	**-**	**-**	**-**	**-**	**-**	**-**	**112,560**

III. Fund Summary

Fund Summary	Previous Years	FY 2020/21	FY 2021/22	FY 2022/23	FY 2023/24	FY 2024/25	Future	Total
187 HALF CENT TRANS. SURTAX COUNTY	80,560	-	-	-	-	-	-	80,560
365 CITY CENTER RDA CAP FUND	1,500	-	-	-	-	-	-	1,500
389 SOUTH POINTE CAPITAL	10,500	-	-	-	-	-	-	10,500
480 PARKING OPERATIONS FUND	20,000	-	-	-	-	-	-	20,000
Total:	**112,560**	**-**	**-**	**-**	**-**	**-**	**-**	**112,560**

MIAMIBEACH

CITY OF MIAMI BEACH
FY 2021 - 2025 Capital Budget and 5-Year Capital Improvement Plan

I. General

CITYWIDE STREET PAVEMENT **STREET / SIDEWALKS STREETSCAPE**

Project Number:	20078
Department:	PW ENGINEERING
Location:	CITYWIDE
Description:	Street pavement restoration (milling, resurfacing, striping/markings) in Citywide areas that are not going to be improved by the City's CIP Neighborhood Improvement Projects
Projected date range:	10/01/2025 to 12/31/2026

II. Cost Summary

Cost Summary	Previous Years	FY 2020/21	FY 2021/22	FY 2022/23	FY 2023/24	FY 2024/25	Future	Total
FUTURE	-	-	-	-	-	-	15,000,000	15,000,000
Total:	**-**	**-**	**-**	**-**	**-**	**-**	**15,000,000**	**15,000,000**

III. Fund Summary

Fund Summary	Previous Years	FY 2020/21	FY 2021/22	FY 2022/23	FY 2023/24	FY 2024/25	Future	Total
FUTURE	-	-	-	-	-	-	15,000,000	15,000,000
Total:	**-**	**-**	**-**	**-**	**-**	**-**	**15,000,000**	**15,000,000**

MIAMIBEACH

CITY OF MIAMI BEACH
FY 2021 - 2025 Capital Budget and 5-Year Capital Improvement Plan

I. General

COLLINS / HARDING ALLEY RESTORATION **STREET / SIDEWALKS STREETSCAPE**

Project Number:	60237
Department:	PW ENGINEERING
Location:	SOUTH BEACH
Description:	Reconstruction of alleyway to include appropriate parking on Florida Power and Light aasement and other appropriate locations, as well as lighting, landscaping and other amenities.
Projected date range:	10/01/2016 to 09/30/2021

II. Cost Summary

Cost Summary	Previous Years	FY 2020/21	FY 2021/22	FY 2022/23	FY 2023/24	FY 2024/25	Future	Total
OIG FUNDING	1,000	-	-	-	-	-	-	1,000
RENOVATION	99,000	-	-	-	-	-	-	99,000
Total:	**100,000**	**-**	**-**	**-**	**-**	**-**	**-**	**100,000**

III. Fund Summary

Fund Summary	Previous Years	FY 2020/21	FY 2021/22	FY 2022/23	FY 2023/24	FY 2024/25	Future	Total
307 NB QUAL OF LIFE RESORT TAX 1%	100,000	-	-	-	-	-	-	100,000
Total:	**100,000**	**-**	**-**	**-**	**-**	**-**	**-**	**100,000**

MIAMIBEACH

CITY OF MIAMI BEACH
FY 2021 - 2025 Capital Budget and 5-Year Capital Improvement Plan

I. General

COLLINS PARK ANCILLARY IMPROVEMENTS **STREET / SIDEWALKS STREETSCAPE**

Project Number: 29530

Department: CAPITAL IMPROVEMENT PROGRAM

Location: MIDDLE BEACH

Description: Pedestrian and Right of Way enhancements north of 22 Street, along Park Avenue and Liberty Avenue to the Collins Canal; Park Avenue, between 22nd and 23rd Streets; and 23rd Street between Collins Canal and Collins Avenue. Project to be phased in coordination with the Collins Park Parking Garage Project, with Phase I portion to include improvements along Liberty Avenue, north of 23rd Street to Collins Canal.

Projected date range: 10/01/2015 to 12/31/2020

II. Cost Summary

Cost Summary	Previous Years	FY 2020/21	FY 2021/22	FY 2022/23	FY 2023/24	FY 2024/25	Future	Total
CONSTRUCTION	3,312,031	-	-	-	-	-	-	3,312,031
CONSTRUCTION MANAGEMENT	241,719	-	-	-	-	-	-	241,719
DESIGN AND ENGINEERING	446,250	-	-	-	-	-	-	446,250
Total:	**4,000,000**	**-**	**-**	**-**	**-**	**-**	**-**	**4,000,000**

III. Fund Summary

Fund Summary	Previous Years	FY 2020/21	FY 2021/22	FY 2022/23	FY 2023/24	FY 2024/25	Future	Total
365 CITY CENTER RDA CAP FUND	4,000,000	-	-	-	-	-	-	4,000,000
Total:	**4,000,000**	**-**	**-**	**-**	**-**	**-**	**-**	**4,000,000**

MIAMIBEACH

CITY OF MIAMI BEACH
FY 2021 - 2025 Capital Budget and 5-Year Capital Improvement Plan

I. General

CONVENTION CNTR LINCN RD CONNECTOR **STREET / SIDEWALKS STREETSCAPE**

Project Number:	29310
Department:	CAPITAL IMPROVEMENT PROGRAM
Location:	SOUTH BEACH
Description:	Enhance the pedestrian experience from the Convention Center complex to Lincoln Road along Drexel Avenue, Pennsylvania Avenue and Meridian Avenue. Work to consist of new lighting, sidewalk reconstruction, street furnishings, landscaping, healthy tree fertilization systems, road reconstruction, cross walk enhancements.
Projected date range:	10/01/2015 to 09/30/2023

II. Cost Summary

Cost Summary	Previous Years	FY 2020/21	FY 2021/22	FY 2022/23	FY 2023/24	FY 2024/25	Future	Total
CONSTRUCTION	8,098,998	-	-	-	-	-	-	8,098,998
CONSTRUCTION MANAGEMENT	342,582	-	-	-	-	-	-	342,582
DESIGN AND ENGINEERING	1,514,420	-	-	-	-	-	-	1,514,420
OIG FUNDING	44,000	-	-	-	-	-	-	44,000
Total:	**10,000,000**	**-**	**-**	**-**	**-**	**-**	**-**	**10,000,000**

III. Fund Summary

Fund Summary	Previous Years	FY 2020/21	FY 2021/22	FY 2022/23	FY 2023/24	FY 2024/25	Future	Total
309 RDA SERIES 2015A	10,000,000	-	-	-	-	-	-	10,000,000
Total:	**10,000,000**	**-**	**-**	**-**	**-**	**-**	**-**	**10,000,000**

MIAMIBEACH

CITY OF MIAMI BEACH
FY 2021 - 2025 Capital Budget and 5-Year Capital Improvement Plan

I. General

DADE BOULEVARD PEDESTRIAN PATHWAY **STREET / SIDEWALKS STREETSCAPE**

Project Number: 66420

Department: ENVIRONMENT SUSTAINABILITY

Location: SOUTH BEACH

Description: Planting of trees along the south side of Dade Boulevard from Alton road east to Meridian Ave. This would include planting of trees and watering for establishment, installation of irrigation system, installation of silvia cells to ensure large canopy trees can thrive, shifting and narrowing of sidewalk while maintaining ADA Compliance, and the addition of lighting.

Projected date range: 10/01/2019 to 08/31/2021

II. Cost Summary

Cost Summary	Previous Years	FY 2020/21	FY 2021/22	FY 2022/23	FY 2023/24	FY 2024/25	Future	Total
CONTRACTED SERVICES REPAIR	201,550	-	-	-	-	-	-	201,550
OIG FUNDING	1,000	-	-	-	-	-	-	1,000
OTHER COSTS	22,450	-	-	-	-	-	-	22,450
Total:	**225,000**	**-**	**-**	**-**	**-**	**-**	**-**	**225,000**

III. Fund Summary

Fund Summary	Previous Years	FY 2020/21	FY 2021/22	FY 2022/23	FY 2023/24	FY 2024/25	Future	Total
305 SB QUALITY OF LIFE REST.TAX 1%	225,000	-	-	-	-	-	-	225,000
Total:	**225,000**	**-**	**-**	**-**	**-**	**-**	**-**	**225,000**

MIAMIBEACH

CITY OF MIAMI BEACH
FY 2021 - 2025 Capital Budget and 5-Year Capital Improvement Plan

I. General

EVERGLADES COURT ALLEYWAY PAVING **STREET / SIDEWALKS STREETSCAPE**

Project Number:	28050
Department:	PW ADMINISTRATION
Location:	NORTH BEACH
Description:	Existing alleyway has never been paved. Presently is an alleyway gravelroad.
Projected date range:	10/01/2015 to 09/30/2022

II. Cost Summary

Cost Summary	Previous Years	FY 2020/21	FY 2021/22	FY 2022/23	FY 2023/24	FY 2024/25	Future	Total
CONSTRUCTION	298,000	-	-	-	-	-	-	298,000
OIG FUNDING	2,000	-	-	-	-	-	-	2,000
Total:	**300,000**	**-**	**-**	**-**	**-**	**-**	**-**	**300,000**

III. Fund Summary

Fund Summary	Previous Years	FY 2020/21	FY 2021/22	FY 2022/23	FY 2023/24	FY 2024/25	Future	Total
187 HALF CENT TRANS. SURTAX COUNTY	300,000	-	-	-	-	-	-	300,000
Total:	**300,000**	**-**	**-**	**-**	**-**	**-**	**-**	**300,000**

MIAMIBEACH

CITY OF MIAMI BEACH
FY 2021 - 2025 Capital Budget and 5-Year Capital Improvement Plan

I. General

FLAMINGO NEIGHBORHOOD **STREET / SIDEWALKS STREETSCAPE**

Project Number:	20422
Department:	PW ENGINEERING
Location:	SOUTH BEACH
Description:	The project will include drainage improvements, water and wastewater repair and replacement, above ground construction which includes lighting, landscaping and streetscape.
Projected date range:	10/01/2019 to 09/30/2025

II. Cost Summary

Cost Summary	Previous Years	FY 2020/21	FY 2021/22	FY 2022/23	FY 2023/24	FY 2024/25	Future	Total
CONSTRUCTION	-	-	56,154,121	81,854,121	-	-	-	138,008,242
DESIGN AND ENGINEERING	298,000	-	-	-	-	-	-	298,000
OIG FUNDING	2,000	-	-	-	-	-	-	2,000
Total:	**300,000**	**-**	**56,154,121**	**81,854,121**	**-**	**-**	**-**	**138,308,242**

III. Fund Summary

Fund Summary	Previous Years	FY 2020/21	FY 2021/22	FY 2022/23	FY 2023/24	FY 2024/25	Future	Total
433 STORMWATER PROJECTS - MDC ILA	300,000	-	-	-	-	-	-	300,000
FSW FUTURE STORMWATER	-	-	55,854,121	55,854,121	-	-	-	111,708,242
FWS FUTURE WATER & SEWER	-	-	300,000	26,000,000	-	-	-	26,300,000
Total:	**300,000**	**-**	**56,154,121**	**81,854,121**	**-**	**-**	**-**	**138,308,242**

MIAMIBEACH

CITY OF MIAMI BEACH
FY 2021 - 2025 Capital Budget and 5-Year Capital Improvement Plan

I. General

FLAMINGO NEIGHBORHOOD-SOUTH **STREET / SIDEWALKS STREETSCAPE**

Project Number: 23300

Department: PW ENGINEERING

Location: SOUTH BEACH

Description: The project, known as “Fifth and Alton”, is currently under construction by Berkowitz Development Group, Inc. (Developer), one of the principals of AR&J Sobe, LLC. The City bid and awarded a construction contract for drainage improvements, utility upgrades, road improvements; sidewalk, landscaping and streetscape work in the neighborhood around the project, including work on Sixth Street and on Lenox Avenue adjacent to the project site. The work for these streets is contained in the Basis of Design Report (BODR) for the Flamingo Neighborhood Right of Way (ROW) Improvements.

Projected date range: 10/01/2015 to 09/30/2024

II. Cost Summary

Cost Summary	Previous Years	FY 2020/21	FY 2021/22	FY 2022/23	FY 2023/24	FY 2024/25	Future	Total
CAPITAL MISCELLANEOUS	2,736	-	-	-	-	-	-	2,736
CONSTRUCTION	5,161,785	-	-	-	-	-	-	5,161,785
CONSTRUCTION MANAGEMENT	614,934	-	-	-	-	-	-	614,934
DESIGN AND ENGINEERING	789,486	-	-	-	-	-	-	789,486
OIG FUNDING	1,000	-	-	-	-	-	-	1,000
PROGRAM MANAGEMENT	908,699	-	-	-	-	-	-	908,699
Total:	**7,478,640**	**-**	**-**	**-**	**-**	**-**	**-**	**7,478,640**

III. Fund Summary

Fund Summary	Previous Years	FY 2020/21	FY 2021/22	FY 2022/23	FY 2023/24	FY 2024/25	Future	Total
304 CAPITAL RESERVE	2,185,327	-	-	-	-	-	-	2,185,327
365 CITY CENTER RDA CAP FUND	18,932	-	-	-	-	-	-	18,932
373 99 GO BONDS-NEIGHBORHOOD IMPRO	164,785	-	-	-	-	-	-	164,785
379 SOUTH POINTE RDA	261,194	-	-	-	-	-	-	261,194
384 2003 GO BONDS - NEIGHBORHOODS	56,353	-	-	-	-	-	-	56,353
424 WATER & SEWER BONDS 2000S	1,211,126	-	-	-	-	-	-	1,211,126
428 STORMWATER BONDS 2000S	3,375,123	-	-	-	-	-	-	3,375,123
431 2011 STORMWATER BOND2011-27782	205,800	-	-	-	-	-	-	205,800
Total:	**7,478,640**	**-**	**-**	**-**	**-**	**-**	**-**	**7,478,640**

MIAMIBEACH

CITY OF MIAMI BEACH
FY 2021 - 2025 Capital Budget and 5-Year Capital Improvement Plan

I. General

GO#31: OCEAN DRIVE CORRIDOR **STREET / SIDEWALKS STREETSCAPE**

Project Number:	27319
Department:	CAPITAL IMPROVEMENT PROGRAM
Location:	SOUTH BEACH
Description:	Reconstruct Ocean Drive (streets 5 to 15) by eliminating vehicular traffic with a full street redesign; remove existing sidewalks and curbs; raise asphalt roadways, install new drainage system, modify traffic signals, redo landscaping; convert roadways in to decorative and ADA accessible pedestrian-only paver pathways.
Projected date range:	02/13/2019 to 09/30/2026

II. Cost Summary

Cost Summary	Previous Years	FY 2020/21	FY 2021/22	FY 2022/23	FY 2023/24	FY 2024/25	Future	Total
CONSTRUCTION	-	-	4,000,000	-	-	8,000,000	-	12,000,000
FUTURE	-	-	-	-	-	-	8,000,000	8,000,000
Total:	**-**	**-**	**4,000,000**	**-**	**-**	**8,000,000**	**8,000,000**	**20,000,000**

III. Fund Summary

Fund Summary	Previous Years	FY 2020/21	FY 2021/22	FY 2022/23	FY 2023/24	FY 2024/25	Future	Total
FGO NEIGH FUTURE G.O. BONDS NEIGHBORHOOD	-	-	4,000,000	-	-	8,000,000	-	12,000,000
FUTURE	-	-	-	-	-	-	8,000,000	8,000,000
Total:	**-**	**-**	**4,000,000**	**-**	**-**	**8,000,000**	**8,000,000**	**20,000,000**

MIAMIBEACH

CITY OF MIAMI BEACH
FY 2021 - 2025 Capital Budget and 5-Year Capital Improvement Plan

I. General

GO#32: PALM & HIBISCUS LANDSCAPING **STREET / SIDEWALKS STREETSCAPE**

Project Number: 27419
Department: CAPITAL IMPROVEMENT PROGRAM
Location: SOUTH BEACH
Description: Beautify the islands with new landscaping installed to along Palm Avenue, Fountain Street and neighborhood medians.

Projected date range: 02/13/2019 to 09/30/2020

II. Cost Summary

Cost Summary	Previous Years	FY 2020/21	FY 2021/22	FY 2022/23	FY 2023/24	FY 2024/25	Future	Total
CONSTRUCTION MANAGEMENT	65,000	-	-	-	-	-	-	65,000
CONTRACTED SERVICES REPAIR	860,000	-	-	-	-	-	-	860,000
PROFESSIONAL SERVICES	75,000	-	-	-	-	-	-	75,000
Total:	**1,000,000**	**-**	**-**	**-**	**-**	**-**	**-**	**1,000,000**

III. Fund Summary

Fund Summary	Previous Years	FY 2020/21	FY 2021/22	FY 2022/23	FY 2023/24	FY 2024/25	Future	Total
393 2019 GO BONDS- NEIGHBORHOODS	1,000,000	-	-	-	-	-	-	1,000,000
Total:	**1,000,000**	**-**	**-**	**-**	**-**	**-**	**-**	**1,000,000**

MIAMIBEACH

CITY OF MIAMI BEACH
FY 2021 - 2025 Capital Budget and 5-Year Capital Improvement Plan

I. General

GO#33: STREET TREE MASTER PLAN **STREET / SIDEWALKS STREETSCAPE**

Project Number: 68219
Department: ENVIRONMENT SUSTAINABILITY
Location: CITYWIDE
Description: Plant up to 5,000 trees citywide, increasing overall shaded tree canopy coverage as part of the city's Street Tree Master Plan.

Projected date range: 02/13/2019 to 09/30/2022

II. Cost Summary

Cost Summary	Previous Years	FY 2020/21	FY 2021/22	FY 2022/23	FY 2023/24	FY 2024/25	Future	Total
CONTRACTED SERVICES REPAIR	2,452,000	-	2,500,000	-	-	-	-	4,952,000
OIG FUNDING	10,000	-	-	-	-	-	-	10,000
PROGRAM MANAGEMENT	38,000	-	-	-	-	-	-	38,000
Total:	**2,500,000**	**-**	**2,500,000**	**-**	**-**	**-**	**-**	**5,000,000**

III. Fund Summary

Fund Summary	Previous Years	FY 2020/21	FY 2021/22	FY 2022/23	FY 2023/24	FY 2024/25	Future	Total
393 2019 GO BONDS- NEIGHBORHOODS	2,500,000	-	-	-	-	-	-	2,500,000
FGO NEIGH FUTURE G.O. BONDS NEIGHBORHOOD	-	-	2,500,000	-	-	-	-	2,500,000
Total:	**2,500,000**	**-**	**2,500,000**	**-**	**-**	**-**	**-**	**5,000,000**

MIAMIBEACH

CITY OF MIAMI BEACH
FY 2021 - 2025 Capital Budget and 5-Year Capital Improvement Plan

I. General

GO#34: ABOVE GROUND IMPROVEMENTS **STREET / SIDEWALKS STREETSCAPE**

Project Number: 27519
Department: PW ADMINISTRATION
Location: CITYWIDE
Description: Enhance aesthetics in neighborhoods citywide, including blue and green infrastructure, street lighting, shaded tree canopies and other landscaping elements.

Projected date range: 02/13/2019 to 09/30/2026

II. Cost Summary

Cost Summary	Previous Years	FY 2020/21	FY 2021/22	FY 2022/23	FY 2023/24	FY 2024/25	Future	Total
CONSTRUCTION	-	-	5,000,000	-	-	15,000,000	-	20,000,000
FUTURE	-	-	-	-	-	-	23,000,000	23,000,000
Total:	**-**	**-**	**5,000,000**	**-**	**-**	**15,000,000**	**23,000,000**	**43,000,000**

III. Fund Summary

Fund Summary	Previous Years	FY 2020/21	FY 2021/22	FY 2022/23	FY 2023/24	FY 2024/25	Future	Total
FGO NEIGH FUTURE G.O. BONDS NEIGHBORHOOD	-	-	5,000,000	-	-	15,000,000	-	20,000,000
FUTURE	-	-	-	-	-	-	23,000,000	23,000,000
Total:	**-**	**-**	**5,000,000**	**-**	**-**	**15,000,000**	**23,000,000**	**43,000,000**

MIAMIBEACH

CITY OF MIAMI BEACH
FY 2021 - 2025 Capital Budget and 5-Year Capital Improvement Plan

I. General

GO#35: FLAMINGO PARK NEIGHBORHOOD **STREET / SIDEWALKS STREETSCAPE**

Project Number: 27619
Department: PW ADMINISTRATION
Location: SOUTH BEACH
Description: Beautify the Flamingo Park neighborhood with new street lighting, upgraded landscaping, and a shady tree canopy.

Projected date range: 02/13/2019 to 09/30/2026

II. Cost Summary

Cost Summary	Previous Years	FY 2020/21	FY 2021/22	FY 2022/23	FY 2023/24	FY 2024/25	Future	Total
CONSTRUCTION	-	-	-	-	-	8,000,000	-	8,000,000
FUTURE	-	-	-	-	-	-	12,000,000	12,000,000
Total:	**-**	**-**	**-**	**-**	**-**	**8,000,000**	**12,000,000**	**20,000,000**

III. Fund Summary

Fund Summary	Previous Years	FY 2020/21	FY 2021/22	FY 2022/23	FY 2023/24	FY 2024/25	Future	Total
FGO NEIGH FUTURE G.O. BONDS NEIGHBORHOOD	-	-	-	-	-	8,000,000	-	8,000,000
FUTURE	-	-	-	-	-	-	12,000,000	12,000,000
Total:	**-**	**-**	**-**	**-**	**-**	**8,000,000**	**12,000,000**	**20,000,000**

MIAMIBEACH

CITY OF MIAMI BEACH
FY 2021 - 2025 Capital Budget and 5-Year Capital Improvement Plan

I. General

GO#36: WASHINGTON AVE. CORRIDOR **STREET / SIDEWALKS STREETSCAPE**

Project Number: 27719

Department: TOURISM & CULTURAL DEPARTMENT

Location: SOUTH BEACH

Description: Revitalize the Washington Avenue Corridor by working with the Washington Avenue BID to upgrade landscapes and streetscapes In the business improvement district; increase pedestrian friendliness with aesthetic enhancements, creative placemaking and open space for community programming.

Projected date range: 02/13/2019 to 09/30/2025

II. Cost Summary

Cost Summary	Previous Years	FY 2020/21	FY 2021/22	FY 2022/23	FY 2023/24	FY 2024/25	Future	Total
CONSTRUCTION	-	-	2,000,000	-	-	6,000,000	-	8,000,000
FUTURE	-	-	-	-	-	-	2,000,000	2,000,000
Total:	**-**	**-**	**2,000,000**	**-**	**-**	**6,000,000**	**2,000,000**	**10,000,000**

III. Fund Summary

Fund Summary	Previous Years	FY 2020/21	FY 2021/22	FY 2022/23	FY 2023/24	FY 2024/25	Future	Total
FGO NEIGH FUTURE G.O. BONDS NEIGHBORHOOD	-	-	2,000,000	-	-	6,000,000	-	8,000,000
FUTURE	-	-	-	-	-	-	2,000,000	2,000,000
Total:	**-**	**-**	**2,000,000**	**-**	**-**	**6,000,000**	**2,000,000**	**10,000,000**

MIAMIBEACH

CITY OF MIAMI BEACH
FY 2021 - 2025 Capital Budget and 5-Year Capital Improvement Plan

I. General

GO#37: SIDEWALK IMPROVEMENTS **STREET / SIDEWALKS STREETSCAPE**

Project Number: 24619
Department: PW ADMINISTRATION
Location: CITYWIDE
Description: Renovate 25% of the city's sidewalks by replacing cracked and faulty sidewalk surfaces in areas citywide.
Projected date range: 04/18/2019 to 12/31/2028

II. Cost Summary

Cost Summary	Previous Years	FY 2020/21	FY 2021/22	FY 2022/23	FY 2023/24	FY 2024/25	Future	Total
CONSTRUCTION	3,357,070	-	3,000,000	-	-	3,500,000	-	9,857,070
CONSTRUCTION MANAGEMENT	10,000	-	-	-	-	-	-	10,000
CONTRACTED SERVICES REPAIR	75,700	-	-	-	-	-	-	75,700
OIG FUNDING	2,000	-	-	-	-	-	-	2,000
PROGRAM MANAGEMENT	55,230	-	-	-	-	-	-	55,230
FUTURE	-	-	-	-	-	-	3,000,000	3,000,000
Total:	**3,500,000**	**-**	**3,000,000**	**-**	**-**	**3,500,000**	**3,000,000**	**13,000,000**

III. Fund Summary

Fund Summary	Previous Years	FY 2020/21	FY 2021/22	FY 2022/23	FY 2023/24	FY 2024/25	Future	Total
393 2019 GO BONDS- NEIGHBORHOODS	3,500,000	-	-	-	-	-	-	3,500,000
FGO NEIGH FUTURE G.O. BONDS NEIGHBORHOOD	-	-	3,000,000	-	-	3,500,000	-	6,500,000
FUTURE	-	-	-	-	-	-	3,000,000	3,000,000
Total:	**3,500,000**	**-**	**3,000,000**	**-**	**-**	**3,500,000**	**3,000,000**	**13,000,000**

MIAMIBEACH

CITY OF MIAMI BEACH
FY 2021 - 2025 Capital Budget and 5-Year Capital Improvement Plan

I. General

GO#38: STREET PAVEMENT **STREET / SIDEWALKS STREETSCAPE**

Project Number: 27819

Department: PW ADMINISTRATION

Location: CITYWIDE

Description: Improve citywide roadway conditions by re-paving and applying pavement preservation strategies to cracked and deteriorated streets that have been identified to have a below marginal Pavement Condition Index ratings.

Projected date range: 02/13/2019 to 09/30/2028

II. Cost Summary

Cost Summary	Previous Years	FY 2020/21	FY 2021/22	FY 2022/23	FY 2023/24	FY 2024/25	Future	Total
CONSTRUCTION	7,358,650	-	7,500,000	-	-	7,500,000	-	22,358,650
CONSTRUCTION MANAGEMENT	20,000	-	-	-	-	-	-	20,000
OIG FUNDING	3,000	-	-	-	-	-	-	3,000
PROGRAM MANAGEMENT	118,350	-	-	-	-	-	-	118,350
FUTURE	-	-	-	-	-	-	7,500,000	7,500,000
Total:	**7,500,000**	**-**	**7,500,000**	**-**	**-**	**7,500,000**	**7,500,000**	**30,000,000**

III. Fund Summary

Fund Summary	Previous Years	FY 2020/21	FY 2021/22	FY 2022/23	FY 2023/24	FY 2024/25	Future	Total
393 2019 GO BONDS- NEIGHBORHOODS	7,500,000	-	-	-	-	-	-	7,500,000
FGO NEIGH FUTURE G.O. BONDS NEIGHBORHOOD	-	-	7,500,000	-	-	7,500,000	-	15,000,000
FUTURE	-	-	-	-	-	-	7,500,000	7,500,000
Total:	**7,500,000**	**-**	**7,500,000**	**-**	**-**	**7,500,000**	**7,500,000**	**30,000,000**

MIAMIBEACH

CITY OF MIAMI BEACH
FY 2021 - 2025 Capital Budget and 5-Year Capital Improvement Plan

I. General

GO#40: 41 ST. CORRIDOR **STREET / SIDEWALKS STREETSCAPE**

Project Number: 28019

Department: TOURISM & CULTURAL DEPARTMENT

Location: MIDDLE BEACH

Description: Revitalize the 41st Street Corridor with neighborhood landscaping and infrastructure improvements such as new high-tech street lighting, an expanded shaded tree canopy, and new streetscape designs for better public transportation, pedestrian and driving mobility.

Projected date range: 02/13/2019 to 09/30/2022

II. Cost Summary

Cost Summary	Previous Years	FY 2020/21	FY 2021/22	FY 2022/23	FY 2023/24	FY 2024/25	Future	Total
CONSTRUCTION	1,470,200	-	1,500,000	-	-	6,000,000	-	8,970,200
OIG FUNDING	7,000	-	-	-	-	-	-	7,000
PROGRAM MANAGEMENT	22,800	-	-	-	-	-	-	22,800
FUTURE	-	-	-	-	-	-	6,000,000	6,000,000
Total:	**1,500,000**	**-**	**1,500,000**	**-**	**-**	**6,000,000**	**6,000,000**	**15,000,000**

III. Fund Summary

Fund Summary	Previous Years	FY 2020/21	FY 2021/22	FY 2022/23	FY 2023/24	FY 2024/25	Future	Total
393 2019 GO BONDS- NEIGHBORHOODS	1,500,000	-	-	-	-	-	-	1,500,000
FGO NEIGH FUTURE G.O. BONDS NEIGHBORHOOD	-	-	1,500,000	-	-	6,000,000	-	7,500,000
FUTURE	-	-	-	-	-	-	6,000,000	6,000,000
Total:	**1,500,000**	**-**	**1,500,000**	**-**	**-**	**6,000,000**	**6,000,000**	**15,000,000**

MIAMIBEACH

CITY OF MIAMI BEACH
FY 2021 - 2025 Capital Budget and 5-Year Capital Improvement Plan

I. General

GO#41: LA GORCE NEIGHBORHOOD **STREET / SIDEWALKS STREETSCAPE**

Project Number: 28119
Department: PW ADMINISTRATION
Location: MIDDLE BEACH
Description: Beautify the La Gorce neighborhood with new street lighting, upgraded landscaping, and a shady tree canopy.

Projected date range: 02/13/2019 to 09/30/2027

II. Cost Summary

Cost Summary	Previous Years	FY 2020/21	FY 2021/22	FY 2022/23	FY 2023/24	FY 2024/25	Future	Total
CONSTRUCTION	-	-	2,000,000	-	-	3,000,000	-	5,000,000
FUTURE	-	-	-	-	-	-	9,000,000	9,000,000
Total:	**-**	**-**	**2,000,000**	**-**	**-**	**3,000,000**	**9,000,000**	**14,000,000**

III. Fund Summary

Fund Summary	Previous Years	FY 2020/21	FY 2021/22	FY 2022/23	FY 2023/24	FY 2024/25	Future	Total
FGO NEIGH FUTURE G.O. BONDS NEIGHBORHOOD	-	-	2,000,000	-	-	3,000,000	-	5,000,000
FUTURE	-	-	-	-	-	-	9,000,000	9,000,000
Total:	**-**	**-**	**2,000,000**	**-**	**-**	**3,000,000**	**9,000,000**	**14,000,000**

MIAMIBEACH

CITY OF MIAMI BEACH
FY 2021 - 2025 Capital Budget and 5-Year Capital Improvement Plan

I. General

GO#44: NORTH SHORE NEIGHBORHOOD **STREET / SIDEWALKS STREETSCAPE**

Project Number:	28219
Department:	PW ADMINISTRATION
Location:	NORTH BEACH
Description:	Beautify the North Shore neighborhood with new street lighting, upgraded landscaping, and a shady tree canopy.
Projected date range:	02/13/2019 to 09/30/2026

II. Cost Summary

Cost Summary	Previous Years	FY 2020/21	FY 2021/22	FY 2022/23	FY 2023/24	FY 2024/25	Future	Total
CONSTRUCTION	-	-	-	-	-	8,000,000	-	8,000,000
Total:	**-**	**-**	**-**	**-**	**-**	**8,000,000**	**-**	**8,000,000**

III. Fund Summary

Fund Summary	Previous Years	FY 2020/21	FY 2021/22	FY 2022/23	FY 2023/24	FY 2024/25	Future	Total
FGO NEIGH FUTURE G.O. BONDS NEIGHBORHOOD	-	-	-	-	-	8,000,000	-	8,000,000
Total:	**-**	**-**	**-**	**-**	**-**	**8,000,000**	**-**	**8,000,000**

MIAMIBEACH

CITY OF MIAMI BEACH
FY 2021 - 2025 Capital Budget and 5-Year Capital Improvement Plan

I. General

GO#53: SECURITY FOR PUBLIC SPACES **STREET / SIDEWALKS STREETSCAPE**

Project Number: 28719

Department: PW ADMINISTRATION

Location: CITYWIDE

Description: Install hostile vehicle barriers and decorative bollards (both stationary and mobile) to Entertainment District areas with frequent event activity and heavy foot traffic. Provide storage for housing portable bollards for use when crowd control is not needed.

Projected date range: 10/01/2018 to 09/30/2023

II. Cost Summary

Cost Summary	Previous Years	FY 2020/21	FY 2021/22	FY 2022/23	FY 2023/24	FY 2024/25	Future	Total
CONSTRUCTION	-	-	2,350,000	-	-	-	-	2,350,000
EQUIPMENT	1,978,104	-	-	-	-	-	-	1,978,104
OIG FUNDING	7,000	-	-	-	-	-	-	7,000
PROGRAM MANAGEMENT	14,896	-	-	-	-	-	-	14,896
Total:	**2,000,000**	**-**	**2,350,000**	**-**	**-**	**-**	**-**	**4,350,000**

III. Fund Summary

Fund Summary	Previous Years	FY 2020/21	FY 2021/22	FY 2022/23	FY 2023/24	FY 2024/25	Future	Total
392 2019 GO BONDS - PUBLIC SAFETY	2,000,000	-	-	-	-	-	-	2,000,000
FGO P.SAFE FUTURE GO BONDS PUBLIC SAFETY	-	-	2,350,000	-	-	-	-	2,350,000
Total:	**2,000,000**	**-**	**2,350,000**	**-**	**-**	**-**	**-**	**4,350,000**

MIAMIBEACH

CITY OF MIAMI BEACH
FY 2021 - 2025 Capital Budget and 5-Year Capital Improvement Plan

I. General

INDIAN CREEK LANDSCAPE & IRRIGATION **STREET / SIDEWALKS STREETSCAPE**

Project Number: 64119

Department: PW GREENSPACE MANAGEMENT

Location: MIDDLE BEACH

Description: The City is currently installing a much needed seawall along the western side of Indian Creek Drive, from approximately 24th Street, north to 41st Street. The seawall, which abuts Indian Creek, also features a raised planting area for the creation of a 'greenway' which is intended to serve as landscape beautification of the Indian Creek Dr. corridor/neighborhood, a traffic buffer (visual and sound) for the residents on the western side of the waterway, and a north-south pedestrian trail. Additionally, the landscaping will soften the stark utilitarian appearance of the concrete seawall on both the road and water sides. The 17 continuous blocks of vegetation, irrigation, and hardscape will be designed by a landscape architect with the intent of tying the whole thing into one cohesive design by using resilient native and Florida Friendly, salt-tolerant species which are better suited the effects of climate change and sea-level rise. Furthermore, a robust and well-planned landscape planting in this corridor will also restore and contribute to an increase in the City's overall urban tree canopy. The residents in this neighborhood are anxious for the restoration and enhancement of this greenspace into an attractive, safe, and enjoyable area for all.

Projected date range: 10/01/2018 to 09/30/2021

II. Cost Summary

Cost Summary	Previous Years	FY 2020/21	FY 2021/22	FY 2022/23	FY 2023/24	FY 2024/25	Future	Total
CONTRACTED SERVICES REPAIR	1,072,000	-	-	-	-	-	-	1,072,000
OIG FUNDING	5,000	-	-	-	-	-	-	5,000
OTHER COSTS	7,000	-	-	-	-	-	-	7,000
PROFESSIONAL SERVICES	116,000	-	-	-	-	-	-	116,000
Total:	**1,200,000**	**-**	**-**	**-**	**-**	**-**	**-**	**1,200,000**

III. Fund Summary

Fund Summary	Previous Years	FY 2020/21	FY 2021/22	FY 2022/23	FY 2023/24	FY 2024/25	Future	Total
302 PAY-AS-YOU-GO	836,500	-	-	-	-	-	-	836,500
306 MB QUALITY OF LIFE RESO.TX 1%	363,500	-	-	-	-	-	-	363,500
Total:	**1,200,000**	**-**	**-**	**-**	**-**	**-**	**-**	**1,200,000**

MIAMIBEACH

CITY OF MIAMI BEACH
FY 2021 - 2025 Capital Budget and 5-Year Capital Improvement Plan

I. General

LA GORCE NEIGHBORHOOD IMPROVEMENTS **STREET / SIDEWALKS STREETSCAPE**

Project Number: 23240

Department: PW ENGINEERING

Location: MIDDLE BEACH

Description: The scope consists of area-wide street improvements including street resurfacing; swale restoration; repair of sidewalks; targeted street lighting upgrades to correct deficiencies; enhanced landscaping within the street Right of Way; water main replacement and targeted stormwater improvements. The Public Works Department has completed sidewalk repairs and streetlight improvements in the neighborhood in advance of the project.

Projected date range: 10/01/2015 to 09/30/2024

II. Cost Summary

Cost Summary	Previous Years	FY 2020/21	FY 2021/22	FY 2022/23	FY 2023/24	FY 2024/25	Future	Total
CAPITAL MISCELLANEOUS	365	-	-	-	-	-	-	365
CONSTRUCTION	761,868	-	80,000,000	-	-	-	-	80,761,868
CONSTRUCTION MANAGEMENT	377,464	-	-	-	-	-	-	377,464
DESIGN AND ENGINEERING	1,000,909	-	-	-	-	-	-	1,000,909
OTHER OPERATING	969	-	-	-	-	-	-	969
PROGRAM MANAGEMENT	125,566	-	-	-	-	-	-	125,566
Total:	**2,267,141**	**-**	**80,000,000**	**-**	**-**	**-**	**-**	**82,267,141**

III. Fund Summary

Fund Summary	Previous Years	FY 2020/21	FY 2021/22	FY 2022/23	FY 2023/24	FY 2024/25	Future	Total
302 PAY-AS-YOU-GO	219,000	-	-	-	-	-	-	219,000
373 99 GO BONDS-NEIGHBORHOOD IMPRO	64,203	-	-	-	-	-	-	64,203
376 99 GO BONDS - NEIGHBORHOOD IMP	61	-	-	-	-	-	-	61
384 2003 GO BONDS - NEIGHBORHOODS	372,930	-	-	-	-	-	-	372,930
419 2017 WATER & SEWER BONDS	297,347	-	-	-	-	-	-	297,347
423 GULF BREEZE 2006	56,000	-	-	-	-	-	-	56,000
424 WATER & SEWER BONDS 2000S	524,662	-	-	-	-	-	-	524,662

MIAMIBEACH

CITY OF MIAMI BEACH
FY 2021 - 2025 Capital Budget and 5-Year Capital Improvement Plan

428 STORMWATER BONDS 2000S	730,899	-	-	-	-	-	-	730,899
431 2011 STORMWATER BOND2011-27782	2,039	-	-	-	-	-	-	2,039
FSW FUTURE STORMWATER	-	-	40,000,000	-	-	-	-	40,000,000
FWS FUTURE WATER & SEWER	-	-	40,000,000	-	-	-	-	40,000,000
Total:	**2,267,141**	**-**	**80,000,000**	**-**	**-**	**-**	**-**	**82,267,141**

MIAMIBEACH

CITY OF MIAMI BEACH
FY 2021 - 2025 Capital Budget and 5-Year Capital Improvement Plan

I. General

LAGORCE ISLAND-LIGHTING TREES MISC **STREET / SIDEWALKS STREETSCAPE**

Project Number: 20250

Department: PW ENGINEERING

Location: MIDDLE BEACH

Description: The City Commission, as part of the 2000 series general obligation bonds, allocated $200,000 to LaGorce Island for above ground improvements. The City Commission advised the staff and the community at the time that they should work with the Home Owners Association to identify the improvements that they were desiring. To date, the Home Owners Association has used these funds for the planting of infill royal palms and for the installation of pedestrian scale lighting and uplighting. These remaining funds from the original allocation will provide additional lighting and miscellaneous landscape improvements for LaGorce Island, subject to a definition of scope.

Projected date range: 10/01/2015 to 12/31/2021

II. Cost Summary

Cost Summary	Previous Years	FY 2020/21	FY 2021/22	FY 2022/23	FY 2023/24	FY 2024/25	Future	Total
CONSTRUCTION	66,376	-	-	-	-	-	-	66,376
Total:	**66,376**	**-**	**-**	**-**	**-**	**-**	**-**	**66,376**

III. Fund Summary

Fund Summary	Previous Years	FY 2020/21	FY 2021/22	FY 2022/23	FY 2023/24	FY 2024/25	Future	Total
302 PAY-AS-YOU-GO	66,376	-	-	-	-	-	-	66,376
Total:	**66,376**	**-**	**-**	**-**	**-**	**-**	**-**	**66,376**

MIAMIBEACH

CITY OF MIAMI BEACH
FY 2021 - 2025 Capital Budget and 5-Year Capital Improvement Plan

I. General

LINCOLN RD LENOX-COLLINS W/SIDE STR **STREET / SIDEWALKS STREETSCAPE**

Project Number: 29300

Department: CAPITAL IMPROVEMENT PROGRAM

Location: SOUTH BEACH

Description: Refurbishment of Lincoln Road pedestrian mall from Washington Avenue to Lenox Avenue. Work to consist of new lighting, refurbishing pedestrian surfaces, street furnishings, healthy tree fertilization systems, milling and resurfacing pavement surfaces, and cross walk enhancements. Utility main replacement. Per FY19 budget process, the name of the project was updated to Lincoln Road Lenox to Collins with Side Streets from Lincoln Rd Washington Ave to Lenox.

Projected date range: 10/01/2015 to 09/30/2023

II. Cost Summary

Cost Summary	Previous Years	FY 2020/21	FY 2021/22	FY 2022/23	FY 2023/24	FY 2024/25	Future	Total
ARCHITECT AND ENGINEERING	1,390,500	-	-	-	-	-	-	1,390,500
ART IN PUBLIC PLACES	77,873	-	-	-	-	-	-	77,873
CONSTRUCTION	33,262,132	-	5,035,000	-	-	-	-	38,297,132
CONSTRUCTION MANAGEMENT	1,918,495	-	-	-	-	-	-	1,918,495
DESIGN AND ENGINEERING	3,244,000	-	-	-	-	-	-	3,244,000
OIG FUNDING	107,000	-	-	-	-	-	-	107,000
Total:	**40,000,000**	**-**	**5,035,000**	**-**	**-**	**-**	**-**	**45,035,000**

III. Fund Summary

Fund Summary	Previous Years	FY 2020/21	FY 2021/22	FY 2022/23	FY 2023/24	FY 2024/25	Future	Total
164 RDA CITY CENTER RENEWAL & REPL	20,000,000	-	-	-	-	-	-	20,000,000
365 CITY CENTER RDA CAP FUND	20,000,000	-	-	-	-	-	-	20,000,000
433 STORMWATER PROJECTS - MDC ILA	-	-	5,035,000	-	-	-	-	5,035,000
Total:	**40,000,000**	**-**	**5,035,000**	**-**	**-**	**-**	**-**	**45,035,000**

MIAMIBEACH

CITY OF MIAMI BEACH
FY 2021 - 2025 Capital Budget and 5-Year Capital Improvement Plan

I. General

LINCOLN RD MALL ADA PEDESTRIAN **STREET / SIDEWALKS STREETSCAPE**

Project Number:	29880
Department:	PROPERTY MANAGEMENT
Location:	SOUTH BEACH
Description:	Construct smooth pedestrian ADA accessible pathway along the newly constructed portion of Lincoln Road Mall between Allton Road and Lenox Avenue.
Projected date range:	10/01/2015 to 12/31/2020

II. Cost Summary

Cost Summary	Previous Years	FY 2020/21	FY 2021/22	FY 2022/23	FY 2023/24	FY 2024/25	Future	Total
CONSTRUCTION	70,000	-	-	-	-	-	-	70,000
CONSTRUCTION MANAGEMENT	4,550	-	-	-	-	-	-	4,550
CONTINGENCY	7,000	-	-	-	-	-	-	7,000
DESIGN AND ENGINEERING	5,950	-	-	-	-	-	-	5,950
Total:	**87,500**	**-**	**-**	**-**	**-**	**-**	**-**	**87,500**

III. Fund Summary

Fund Summary	Previous Years	FY 2020/21	FY 2021/22	FY 2022/23	FY 2023/24	FY 2024/25	Future	Total
365 CITY CENTER RDA CAP FUND	87,500	-	-	-	-	-	-	87,500
Total:	**87,500**	**-**	**-**	**-**	**-**	**-**	**-**	**87,500**

MIAMIBEACH

CITY OF MIAMI BEACH
FY 2021 - 2025 Capital Budget and 5-Year Capital Improvement Plan

I. General

MERIDIAN AVE (NORTH) 28TH ST & DADE — **STREET / SIDEWALKS STREETSCAPE**

Project Number: 27910

Department: TRANSPORTATION

Location: MIDDLE BEACH

Description: According to the Bicycle Pedestrian Master Plan Update, the best option along this segment of Meridian is to provide some type of bicycle/pedestrian access adjacent to the golf course. Though high winds can often be a nuisance when cycling on this corridor, additional street trees and landscaping would be a benefit to any street redesign. This shared path would alllow for a safer off the street bicycle connectivity.

Projected date range: 10/01/2015 to 09/30/2023

II. Cost Summary

Cost Summary	Previous Years	FY 2020/21	FY 2021/22	FY 2022/23	FY 2023/24	FY 2024/25	Future	Total
CAPITAL MISCELLANEOUS	26,000	-	-	-	-	-	-	26,000
CONSTRUCTION	251,000	-	-	-	-	-	-	251,000
OIG FUNDING	1,000	-	-	-	-	-	-	1,000
Total:	**278,000**	**-**	**-**	**-**	**-**	**-**	**-**	**278,000**

III. Fund Summary

Fund Summary	Previous Years	FY 2020/21	FY 2021/22	FY 2022/23	FY 2023/24	FY 2024/25	Future	Total
187 HALF CENT TRANS. SURTAX COUNTY	278,000	-	-	-	-	-	-	278,000
Total:	**278,000**	**-**	**-**	**-**	**-**	**-**	**-**	**278,000**

MIAMIBEACH

CITY OF MIAMI BEACH
FY 2021 - 2025 Capital Budget and 5-Year Capital Improvement Plan

I. General

MIDDLE BEACH REC CORRIDOR PH II **STREET / SIDEWALKS STREETSCAPE**

Project Number: 20330

Department: CAPITAL IMPROVEMENT PROGRAM

Location: MIDDLE BEACH

Description: The Middle Beach Recreational Corridor (MBRC) Phase II consists of the construction of an on-grade pedestrian walkway encompassing eighteen (18) City blocks or approximately 9,305 feet. The path will run north from approximately 46th Street to Allison Park at 64th Street, or the southern terminus of the North Beach Recreational Corridor (NBRC) Project. The path will serve as a portion of the north/south connector in the larger Atlantic Greenway Network (AGN), which supports the development of alternative means of transportation throughout the City. The path will be constructed along the west side of the coastal dunes and east of oceanfront properties. The path will be permitted in accordance with the Florida Department of Environmental Protection (FDEP) coastal construction regulations. Exotic dune vegetation will be removed and replaced with dune enhancements such as native dune vegetation species and beach compatible dune fill and irrigation systems will be provided for the landscaping. Path lighting will meet Florida Fish and Wildlife Commission's marine turtle nesting requirements.

Projected date range: 10/01/2015 to 12/31/2020

II. Cost Summary

Cost Summary	Previous Years	FY 2020/21	FY 2021/22	FY 2022/23	FY 2023/24	FY 2024/25	Future	Total
CONSTRUCTION	10,033,035	-	-	-	-	-	-	10,033,035
CONSTRUCTION MANAGEMENT	1,154,787	-	-	-	-	-	-	1,154,787
DESIGN AND ENGINEERING	532,695	-	-	-	-	-	-	532,695
Total:	**11,720,517**	**-**	**-**	**-**	**-**	**-**	**-**	**11,720,517**

III. Fund Summary

Fund Summary	Previous Years	FY 2020/21	FY 2021/22	FY 2022/23	FY 2023/24	FY 2024/25	Future	Total
306 MB QUALITY OF LIFE RESO.TX 1%	2,925,000	-	-	-	-	-	-	2,925,000
388 MDC CDT INTERLOCAL-CDT/RTX	8,795,517	-	-	-	-	-	-	8,795,517
Total:	**11,720,517**	**-**	**-**	**-**	**-**	**-**	**-**	**11,720,517**

MIAMIBEACH

CITY OF MIAMI BEACH
FY 2021 - 2025 Capital Budget and 5-Year Capital Improvement Plan

I. General

MIDDLE BEACH ROW LANDSCAPE **STREET / SIDEWALKS STREETSCAPE**

Project Number: 62019

Department: PW GREENSPACE MANAGEMENT

Location: MIDDLE BEACH

Description: In September 2017 the effects of Hurricane Irma ravaged a tremendous amount of vegetation throughout the City of Miami Beach. The City lost a large amount of trees, shrubbery, and grass in most of its rights-of-way as a result of strong winds, tidal surges, salt water inundation, and material being Crushed by falling trees and debris. In addition to vegetation loss, there was irrigation and hardscape damage from nearby trees being uprooted. Although City staff have done a remarkable job cleaning up alter the storm, the landscape Citywide still bears the scars of Irma. Numerous stumps and empty tree pits, patchy grass, and empty shrub beds are a common sight, but funding to restore these areas is extremely limited. This project aims to restore and enhance the City's rights-of-way in various areas in Middle Beach by repairing and updating the irrigation systems, planting new healthy trees, shrubbery, and grass, as well as repair hardscape elements (paths, fences, etc.) This also presents an opportunity for Greenspace Mgt. to redesign the landscape to include more resilient native and Florida Friendly, salt-tolerant species which are better suited the effects of climate change and sea-level rise. The residents in these areas are desperate and anxious for the return of their greenspaces to an attractive, safe, and enjoyable condition.

Projected date range: 10/01/2018 to 12/31/2024

II. Cost Summary

Cost Summary	Previous Years	FY 2020/21	FY 2021/22	FY 2022/23	FY 2023/24	FY 2024/25	Future	Total
CONTRACTED SERVICES REPAIR	212,500	(134,715)	335,715	100,000	150,000	-	-	663,500
OIG FUNDING	1,000	(1,000)	-	-	-	-	-	-
OTHER COSTS	12,500	-	-	-	-	-	-	12,500
Total:	**226,000**	**(135,715)**	**335,715**	**100,000**	**150,000**	**-**	**-**	**676,000**

III. Fund Summary

Fund Summary	Previous Years	FY 2020/21	FY 2021/22	FY 2022/23	FY 2023/24	FY 2024/25	Future	Total
302 PAY-AS-YOU-GO	144,000	(135,715)	235,715	50,000	100,000	-	-	394,000
306 MB QUALITY OF LIFE RESO.TX 1%	82,000	-	100,000	50,000	50,000	-	-	282,000
Total:	**226,000**	**(135,715)**	**335,715**	**100,000**	**150,000**	**-**	**-**	**676,000**

MIAMIBEACH

CITY OF MIAMI BEACH
FY 2021 - 2025 Capital Budget and 5-Year Capital Improvement Plan

I. General

MXE LAND USE/MOBILITY/ECONOMIC DEVELOPMENT STUDY **STREET / SIDEWALKS STREETSCAPE**

Project Number: 65721

Department: ECONOMIC DEVELOPMENT

Location: SOUTH BEACH

Description: On May 10, 2019, the City issued RFQ No. 2019-234-ND for a land use, mobility and economic development study of the City's Mixed-Use Entertainment ("MXE") district, soliciting qualifications from multi-disciplinary teams to perform a district-wide study, encompassing Washington Avenue to Ocean Drive, 5th Street to 17th Street, as well as Collins Avenue and interior side streets. As noted in the solicitation document, any recommendations resulting from the study, as adopted by City Commission, would form the basis for more extensive projects within these interdependent corridors, specifically the voter-approved Ocean Drive (Proj 27319) and Washington Avenue (Proj 27719) G.O. Bond projects. The study's tasks and deliverables, as defined in the RFQ document, conform with the project descriptions for the G.O. Bond projects for Ocean Drive and Washington Avenue. However, these G.O. Bond funds are currently included in Tranches 2, 3, and 4. Since Tranche 2 funds would not be available until April 2022—at the earliest.

Projected date range: 10/01/2020 to 12/31/2021

II. Cost Summary

Cost Summary	Previous Years	FY 2020/21	FY 2021/22	FY 2022/23	FY 2023/24	FY 2024/25	Future	Total
CAPITAL-STUDIES	-	190,000	362,000	-	-	-	-	552,000
Total:	**-**	**190,000**	**362,000**	**-**	**-**	**-**	**-**	**552,000**

III. Fund Summary

Fund Summary	Previous Years	FY 2020/21	FY 2021/22	FY 2022/23	FY 2023/24	FY 2024/25	Future	Total
302 PAY-AS-YOU-GO	-	-	362,000	-	-	-	-	362,000
305 SB QUALITY OF LIFE REST.TAX 1%	-	190,000	-	-	-	-	-	190,000
Total:	**-**	**190,000**	**362,000**	**-**	**-**	**-**	**-**	**552,000**

MIAMIBEACH

CITY OF MIAMI BEACH
FY 2021 - 2025 Capital Budget and 5-Year Capital Improvement Plan

I. General

NAUTILUS NEIGHBORHOOD **STREET / SIDEWALKS STREETSCAPE**

Project Number:	20522
Department:	PW ENGINEERING
Location:	MIDDLE BEACH
Description:	Proposed drainage improvements for the Nautilus neighborhood.
Projected date range:	08/01/2022 to 08/01/2025

II. Cost Summary

Cost Summary	Previous Years	FY 2020/21	FY 2021/22	FY 2022/23	FY 2023/24	FY 2024/25	Future	Total
CONSTRUCTION	-	(250,000)	250,000	29,236,421	-	-	-	29,236,421
DESIGN AND ENGINEERING	-	250,000	-	-	-	-	-	250,000
Total:	**-**	**-**	**250,000**	**29,236,421**	**-**	**-**	**-**	**29,486,421**

III. Fund Summary

Fund Summary	Previous Years	FY 2020/21	FY 2021/22	FY 2022/23	FY 2023/24	FY 2024/25	Future	Total
FSW FUTURE STORMWATER	-	-	250,000	29,236,421	-	-	-	29,486,421
Total:	**-**	**-**	**250,000**	**29,236,421**	**-**	**-**	**-**	**29,486,421**

MIAMIBEACH

CITY OF MIAMI BEACH
FY 2021 - 2025 Capital Budget and 5-Year Capital Improvement Plan

I. General

NORMANDY ISLES DRAINAGE IMPROVEMENT **STREET / SIDEWALKS STREETSCAPE**

Project Number:	20922
Department:	PW ADMINISTRATION
Location:	NORTH BEACH
Description:	Proposed drainage improvements for the Normandy Isle neighborhood and landscaping improvements throughout the neighborhood
Projected date range:	10/01/2021 to 08/01/2025

II. Cost Summary

Cost Summary	Previous Years	FY 2020/21	FY 2021/22	FY 2022/23	FY 2023/24	FY 2024/25	Future	Total
CONSTRUCTION	-	-	21,004,861	21,004,861	-	-	-	42,009,722
Total:	**-**	**-**	**21,004,861**	**21,004,861**	**-**	**-**	**-**	**42,009,722**

III. Fund Summary

Fund Summary	Previous Years	FY 2020/21	FY 2021/22	FY 2022/23	FY 2023/24	FY 2024/25	Future	Total
FSW FUTURE STORMWATER	-	-	21,004,861	21,004,861	-	-	-	42,009,722
Total:	**-**	**-**	**21,004,861**	**21,004,861**	**-**	**-**	**-**	**42,009,722**

MIAMIBEACH

CITY OF MIAMI BEACH
FY 2021 - 2025 Capital Budget and 5-Year Capital Improvement Plan

I. General

NORTH BEACH ROW LANDSCAPING **STREET / SIDEWALKS STREETSCAPE**

Project Number: 61619

Department: PW GREENSPACE MANAGEMENT

Location: NORTH BEACH

Description: In September 2017 the effects of Hurricane Irma ravaged a tremendous amount of vegetation throughout the City of Miami Beach. The City lost a large amount of trees, shrubbery, and grass in most of it's rights-of-way as a result of strong winds, tidal surges, salt water inundation, and material being crushed by falling trees and debris. In addition to vegetation loss, there was irrigation and hardscape damage from nearby trees being uprooted. Although City staff have done a remarkable job cleaning up after the storm, the landscape Citywide still bears the scars of Irma. Numerous stumps and empty tree pits, patchy grass, and empty shrub beds are a common sight, but funding to restore these areas is extremely limited. This project aims to restore and enhance the City's rights-of-way in various areas in North Beach by repairing and updating the irrigation systems, planting new healthy trees, shrubbery, and grass, as well as repair hardscape elements (paths, fences, etc.) This also presents an opportunity for Green space Mgt. to redesign the landscape to include more resilient native and Florida Friendly, salt-tolerant species which are better suited the effects of climate change and sea-level rise. The residents in these areas are desperate and anxious for the return of their green space to an attractive, safe, and enjoyable condition.

Projected date range: 10/01/2018 to 12/31/2024

II. Cost Summary

Cost Summary	Previous Years	FY 2020/21	FY 2021/22	FY 2022/23	FY 2023/24	FY 2024/25	Future	Total
CONTRACTED SERVICES REPAIR	249,000	-	200,000	100,000	100,000	-	-	649,000
OIG FUNDING	1,000	-	-	-	-	-	-	1,000
OTHER COSTS	20,000	-	-	-	-	-	-	20,000
Total:	**270,000**	**-**	**200,000**	**100,000**	**100,000**	**-**	**-**	**670,000**

III. Fund Summary

Fund Summary	Previous Years	FY 2020/21	FY 2021/22	FY 2022/23	FY 2023/24	FY 2024/25	Future	Total
302 PAY-AS-YOU-GO	113,000	-	-	-	-	-	-	113,000
307 NB QUAL OF LIFE RESORT TAX 1%	157,000	-	200,000	100,000	100,000	-	-	557,000
Total:	**270,000**	**-**	**200,000**	**100,000**	**100,000**	**-**	**-**	**670,000**

MIAMIBEACH

CITY OF MIAMI BEACH
FY 2021 - 2025 Capital Budget and 5-Year Capital Improvement Plan

I. General

NORTH BEACH STREETSCAPE PILOT PROJ **STREET / SIDEWALKS STREETSCAPE**

Project Number: 28640

Department: TOURISM & CULTURAL DEPARTMENT

Location: NORTH BEACH

Description: This is a pilot project created to design of all streetscape elements (landscaping, hardscape, street furniture, way finding signage, and other elements) that would ultimately be implemented throughout North Beach but will initially be installed in small-scale pilot project on Collins Avenue from 73rd Street to 75th Street to work out details of design implementation. This project will allow the City to test all elements and determine which are appropriate for the North Beach environment before designing further streetscapes necessary throughout the district.

Projected date range: 10/01/2015 to 09/30/2024

II. Cost Summary

Cost Summary	Previous Years	FY 2020/21	FY 2021/22	FY 2022/23	FY 2023/24	FY 2024/25	Future	Total
CONSTRUCTION	298,000	(298,000)	330,000	-	-	-	-	330,000
DESIGN AND ENGINEERING	30,000	(30,000)	-	-	-	-	-	-
OIG FUNDING	2,000	(2,000)	-	-	-	-	-	-
Total:	**330,000**	**(330,000)**	**330,000**	**-**	**-**	**-**	**-**	**330,000**

III. Fund Summary

Fund Summary	Previous Years	FY 2020/21	FY 2021/22	FY 2022/23	FY 2023/24	FY 2024/25	Future	Total
307 NB QUAL OF LIFE RESORT TAX 1%	330,000	(330,000)	330,000	-	-	-	-	330,000
Total:	**330,000**	**(330,000)**	**330,000**	**-**	**-**	**-**	**-**	**330,000**

MIAMIBEACH

CITY OF MIAMI BEACH
FY 2021 - 2025 Capital Budget and 5-Year Capital Improvement Plan

I. General

NORTH SHORE NEIGH. IMPROVEMENTS **STREET / SIDEWALKS STREETSCAPE**

Project Number: 23220

Department: PW ENGINEERING

Location: NORTH BEACH

Description: Project includes: street resurfacing; repair of sidewalks; street lighting upgrades to correct deficiencies and provide pedestrian lighting; enhanced landscaping within the street Right of Way; traffic calming measures, even though not all areas will receive all the previously mentioned improvements. This project is from east of Indian Creek/Tatum Waterway from 63rd Street to 87th Terrace. Improvements include south of 73rd Street (approx. 11,100 l.f. City ROW), north of 73rd Street (approx. 28,600 l.f. City ROW), and Park View Island (approx. 2,900 l.f.). Integrated with approximately 17,000 l.f. waterline replacements. Other funding from Series 2000 Water & Sewer Bond. Additional construction funding for water system and above ground improvements based on the consultant's revised construction cost estimate following 90% design, requests from residents, increased scope due to development of documents and regulatory requirements.

Projected date range: 10/01/2015 to 09/30/2024

II. Cost Summary

Cost Summary	Previous Years	FY 2020/21	FY 2021/22	FY 2022/23	FY 2023/24	FY 2024/25	Future	Total
CAPITAL MATERIALS	29,442	-	-	-	-	-	-	29,442
CONSTRUCTION	4,004,886	-	60,127,421	-	-	-	-	64,132,307
CONSTRUCTION MANAGEMENT	483,183	-	-	-	-	-	-	483,183
DESIGN AND ENGINEERING	2,098,386	-	-	-	-	-	-	2,098,386
OIG FUNDING	3,000	-	-	-	-	-	-	3,000
PROGRAM MANAGEMENT	720,371	-	-	-	-	-	-	720,371
Total:	**7,339,268**	**-**	**60,127,421**	**-**	**-**	**-**	**-**	**67,466,689**

III. Fund Summary

Fund Summary	Previous Years	FY 2020/21	FY 2021/22	FY 2022/23	FY 2023/24	FY 2024/25	Future	Total
115 HUD SECTION 108 LOAN	1,017,391	-	-	-	-	-	-	1,017,391
373 99 GO BONDS-NEIGHBORHOOD IMPRO	427,541	-	-	-	-	-	-	427,541
376 99 GO BONDS - NEIGHBORHOOD IMP	245,045	-	-	-	-	-	-	245,045
384 2003 GO BONDS - NEIGHBORHOODS	668,191	-	-	-	-	-	-	668,191
419 2017 WATER & SEWER BONDS	138,427	-	-	-	-	-	-	138,427

MIAMIBEACH

CITY OF MIAMI BEACH
FY 2021 - 2025 Capital Budget and 5-Year Capital Improvement Plan

420 W&S GBL SERIES 2010 2009-27243	2,368,323	-	-	-	-	-	-	2,368,323
424 WATER & SEWER BONDS 2000S	2,024,350	-	-	-	-	-	-	2,024,350
433 STORMWATER PROJECTS - MDC ILA	450,000	-	-	-	-	-	-	450,000
FSW FUTURE STORMWATER	-	-	40,627,421	-	-	-	-	40,627,421
FWS FUTURE WATER & SEWER	-	-	19,500,000	-	-	-	-	19,500,000
Total:	**7,339,268**	**-**	**60,127,421**	**-**	**-**	**-**	**-**	**67,466,689**

MIAMIBEACH

CITY OF MIAMI BEACH
FY 2021 - 2025 Capital Budget and 5-Year Capital Improvement Plan

I. General

OCEAN DR. EXTENDED SIDEWALK PROJECT **STREET / SIDEWALKS STREETSCAPE**

Project Number:	20177
Department:	PW ENGINEERING
Location:	SOUTH BEACH
Description:	This project will reconstruct the western side of Ocean Drive from 5th Street to 14th Street to provide a wider public sidewalk and eliminate the valet parking lanes.
Projected date range:	10/01/2016 to 12/31/2021

II. Cost Summary

Cost Summary	Previous Years	FY 2020/21	FY 2021/22	FY 2022/23	FY 2023/24	FY 2024/25	Future	Total
CONSTRUCTION	164,050	-	-	-	-	-	-	164,050
OIG FUNDING	600	-	-	-	-	-	-	600
Total:	**164,650**	**-**	**-**	**-**	**-**	**-**	**-**	**164,650**

III. Fund Summary

Fund Summary	Previous Years	FY 2020/21	FY 2021/22	FY 2022/23	FY 2023/24	FY 2024/25	Future	Total
305 SB QUALITY OF LIFE REST.TAX 1%	164,650	-	-	-	-	-	-	164,650
Total:	**164,650**	**-**	**-**	**-**	**-**	**-**	**-**	**164,650**

MIAMIBEACH

CITY OF MIAMI BEACH
FY 2021 - 2025 Capital Budget and 5-Year Capital Improvement Plan

I. General

ORCHARD PARK **STREET / SIDEWALKS STREETSCAPE**

Project Number: 24020

Department: PW ADMINISTRATION

Location: MIDDLE BEACH

Description: The purpose of the project improvements is to provide a higher LOS defined by flood protection and control of pollutant loading in the storm water systems. The improvements consist of one or a combination of the following: 1) Repair, replace, and or install collection systems, catch basins and manholes, 4) Construct water quality treatment devices, 5) Construct pump stations, controls and force mains, and 6) Repair or upgrade existing outfall pipes and seawalls (inclusive of tidal back flow prevention devices).

Projected date range: 10/01/2019 to 09/30/2024

II. Cost Summary

Cost Summary	Previous Years	FY 2020/21	FY 2021/22	FY 2022/23	FY 2023/24	FY 2024/25	Future	Total
CONSTRUCTION	-	-	5,000,000	-	8,688,421	-	-	13,688,421
DESIGN AND ENGINEERING	249,000	-	-	-	-	-	-	249,000
OIG FUNDING	1,000	-	-	-	-	-	-	1,000
Total:	**250,000**	**-**	**5,000,000**	**-**	**8,688,421**	**-**	**-**	**13,938,421**

III. Fund Summary

Fund Summary	Previous Years	FY 2020/21	FY 2021/22	FY 2022/23	FY 2023/24	FY 2024/25	Future	Total
433 STORMWATER PROJECTS - MDC ILA	250,000	-	-	-	-	-	-	250,000
FSW FUTURE STORMWATER	-	-	5,000,000	-	8,688,421	-	-	13,688,421
Total:	**250,000**	**-**	**5,000,000**	**-**	**8,688,421**	**-**	**-**	**13,938,421**

MIAMIBEACH

CITY OF MIAMI BEACH
FY 2021 - 2025 Capital Budget and 5-Year Capital Improvement Plan

I. General

ORCHARD PARK TRAFFIC CALMING **STREET / SIDEWALKS STREETSCAPE**

Project Number:	62322
Department:	TRANSPORTATION
Location:	MIDDLE BEACH
Description:	Project consists of the the planning, design, and construction of traffic calming improvements through the Orchard Park Neighborhood to reduce cut through traffic and speeding. The project is intended to increase safety and improve pedestrian and bicyclists safety throughout the neighborhood which translates into livability.
Projected date range:	10/01/2021 to 12/31/2023

II. Cost Summary

Cost Summary	Previous Years	FY 2020/21	FY 2021/22	FY 2022/23	FY 2023/24	FY 2024/25	Future	Total
CONTRACTED SERVICES REPAIR	-	-	137,082	1,473,867	-	-	-	1,610,949
Total:	**-**	**-**	**137,082**	**1,473,867**	**-**	**-**	**-**	**1,610,949**

III. Fund Summary

Fund Summary	Previous Years	FY 2020/21	FY 2021/22	FY 2022/23	FY 2023/24	FY 2024/25	Future	Total
158 CONCURRENCY MITIGATION FUND	-	-	-	630,813	-	-	-	630,813
187 HALF CENT TRANS. SURTAX COUNTY	-	-	137,082	843,054	-	-	-	980,136
Total:	**-**	**-**	**137,082**	**1,473,867**	**-**	**-**	**-**	**1,610,949**

MIAMIBEACH

CITY OF MIAMI BEACH
FY 2021 - 2025 Capital Budget and 5-Year Capital Improvement Plan

I. General

PALM & HIBISCUS ISLAND ENHANCEMENT **STREET / SIDEWALKS STREETSCAPE**

Project Number: 23380

Department: CAPITAL IMPROVEMENT PROGRAM

Location: SOUTH BEACH

Description: The Palm and Hibiscus Island Right-of-Way Improvement project will include a variety of aboveground and underground improvement such as new water main and service, new storm water drainage system including 3 pump stations, lining of the sanitary sewer system and replacing all the sewer laterals, raising the elevation and reconstruction of the roadways including installation of Geo Textile, new decorative street lights, speed tables, landscape, hardscape improvements, harmonization with private properties and undergrounding the franchise utilities on Hibiscus Island. Additional scope of services was added to the project to install 3 bi-fuel generators (one for each pump station) as well as, implementation of the new drainage criteria to install and harmonize a yard drain in each private property with the finished floor elevation (FFE) lower than the crown of road.

Projected date range: 10/01/2015 to 12/31/2020

II. Cost Summary

Cost Summary	Previous Years	FY 2020/21	FY 2021/22	FY 2022/23	FY 2023/24	FY 2024/25	Future	Total
CONSTRUCTION	42,588,254	-	-	-	-	-	-	42,588,254
CONSTRUCTION MANAGEMENT	3,464,841	-	-	-	-	-	-	3,464,841
CONTINGENCY	7,546	-	-	-	-	-	-	7,546
DESIGN AND ENGINEERING	2,450,998	-	-	-	-	-	-	2,450,998
EQUIPMENT	1,396,329	-	-	-	-	-	-	1,396,329
PROGRAM MANAGEMENT	309,197	-	-	-	-	-	-	309,197
Total:	**50,217,165**	**-**	**-**	**-**	**-**	**-**	**-**	**50,217,165**

III. Fund Summary

Fund Summary	Previous Years	FY 2020/21	FY 2021/22	FY 2022/23	FY 2023/24	FY 2024/25	Future	Total
302 PAY-AS-YOU-GO	50,000	-	-	-	-	-	-	50,000
303 GRANT FUNDED	480,209	-	-	-	-	-	-	480,209
304 CAPITAL RESERVE	3,288,290	-	-	-	-	-	-	3,288,290
350 LINE OF CREDIT - ENCUMBRANCES	1,337,096	-	-	-	-	-	-	1,337,096
376 99 GO BONDS - NEIGHBORHOOD IMP	47,808	-	-	-	-	-	-	47,808
384 2003 GO BONDS - NEIGHBORHOODS	567,822	-	-	-	-	-	-	567,822

MIAMIBEACH

CITY OF MIAMI BEACH
FY 2021 - 2025 Capital Budget and 5-Year Capital Improvement Plan

419 2017 WATER & SEWER BONDS	3,963,099	-	-	-	-	-	-	3,963,099
420 W&S GBL SERIES 2010 2009-27243	2,547,712	-	-	-	-	-	-	2,547,712
423 GULF BREEZE 2006	2,828,927	-	-	-	-	-	-	2,828,927
424 WATER & SEWER BONDS 2000S	1,222,509	-	-	-	-	-	-	1,222,509
425 WATER AND SEWER ENTERPRISE FUN	503,278	-	-	-	-	-	-	503,278
427 STORMWATER ENTERPRISE FUND	449,272	-	-	-	-	-	-	449,272
428 STORMWATER BONDS 2000S	427,465	-	-	-	-	-	-	427,465
429 2017 STORMWATER BONDS	5,699,315	-	-	-	-	-	-	5,699,315
431 2011 STORMWATER BOND2011-27782	1,535,601	-	-	-	-	-	-	1,535,601
432 STORMWATER BONDS 2015	22,578,586	-	-	-	-	-	-	22,578,586
433 STORMWATER PROJECTS - MDC ILA	2,690,176	-	-	-	-	-	-	2,690,176
Total:	**50,217,165**	**-**	**-**	**-**	**-**	**-**	**-**	**50,217,165**

MIAMIBEACH

CITY OF MIAMI BEACH
FY 2021 - 2025 Capital Budget and 5-Year Capital Improvement Plan

I. General

PAVEMENT & SIDEWALK PROGRAM **STREET / SIDEWALKS STREETSCAPE**

Project Number:	20000
Department:	PW STREETS
Location:	CITYWIDE
Description:	Pavement Conditions Assessment with Micro Paver for inventory, inspection, reporting, modeling,condition analysis, maintenance and repairs.
Projected date range:	10/01/2015 to 09/30/2022

II. Cost Summary

Cost Summary	Previous Years	FY 2020/21	FY 2021/22	FY 2022/23	FY 2023/24	FY 2024/25	Future	Total
CAPITAL MISCELLANEOUS	449,910	-	-	-	-	-	-	449,910
CONSTRUCTION	1,735,090	(462,014)	462,014	-	-	-	-	1,735,090
CONSTRUCTION MANAGEMENT	10,000	-	-	-	-	-	-	10,000
Total:	**2,195,000**	**(462,014)**	**462,014**	**-**	**-**	**-**	**-**	**2,195,000**

III. Fund Summary

Fund Summary	Previous Years	FY 2020/21	FY 2021/22	FY 2022/23	FY 2023/24	FY 2024/25	Future	Total
125 CAPITAL RENEWAL & REPLACEMENT	500,000	(462,014)	462,014	-	-	-	-	500,000
171 LOCAL OPTION GAS TAX	1,695,000	-	-	-	-	-	-	1,695,000
Total:	**2,195,000**	**(462,014)**	**462,014**	**-**	**-**	**-**	**-**	**2,195,000**

MIAMIBEACH

CITY OF MIAMI BEACH
FY 2021 - 2025 Capital Budget and 5-Year Capital Improvement Plan

I. General

RESTORATIVE TREE WELL CITYWIDE **STREET / SIDEWALKS STREETSCAPE**

Project Number: 63521

Department: PW GREENSPACE MANAGEMENT

Location: CITYWIDE

Description: Install new tree pit treatments, and replace existing failed/failing tree pit treatments throughout the City, in order to mitigate future/ potential hazardous conditions, while improving the sustainability of trees and palms in our urban environment. The new tree pit treatment will result in: 1 - Reduction of trip/fall incidents, 2 - Sustainability of product, 3 - Improved plant health, 4 - Improved Cleanliness. While successfully executing the Restorative Tree Well-Phase III-Washington Ave., Restorative Tree Well-Phase IV-Ocean Dr., and Restorative Tree Well-Phase VI 5th Street Alton Rd./Ocean Dr. projects, it was observed by staff that there were additional areas throughout the City that were in dire need of new tree well treatments also. The tree pits in these areas are typically too small, and either have protruding material that needs to be removed so that new ADA compliant material could be installed, or have severe differences in elevation from the surrounding sidewalk (as much as 6 inches,) that present a major trip and fall hazard for pedestrians.

Projected date range: 10/01/2021 to 09/30/2024

II. Cost Summary

Cost Summary	Previous Years	FY 2020/21	FY 2021/22	FY 2022/23	FY 2023/24	FY 2024/25	Future	Total
CONTRACTED SERVICES REPAIR	-	-	240,000	240,000	240,000	-	-	720,000
Total:	**-**	**-**	**240,000**	**240,000**	**240,000**	**-**	**-**	**720,000**

III. Fund Summary

Fund Summary	Previous Years	FY 2020/21	FY 2021/22	FY 2022/23	FY 2023/24	FY 2024/25	Future	Total
302 PAY-AS-YOU-GO	-	-	240,000	240,000	240,000	-	-	720,000
Total:	**-**	**-**	**240,000**	**240,000**	**240,000**	**-**	**-**	**720,000**

MIAMIBEACH

CITY OF MIAMI BEACH
FY 2021 - 2025 Capital Budget and 5-Year Capital Improvement Plan

I. General

RESTORATIVE TREE WELL TREATMENT **STREET / SIDEWALKS STREETSCAPE**

Project Number: 61117

Department: PW ADMINISTRATION

Location: CITYWIDE

Description: PREVIOUSLY KNOWN AS PROJECT # 27340. Replace existing tree pit treatments throughout the city to mitigate future/potential hazardous conditions while improving the sustainability of trees and palms in our urban environment. The new tree pit treatment will result in: 1. reduction of trip/fall incidents, 2. sustainability of product, 3. improved plant health, 4. improved cleanliness. Due to the success of the pilot project on Lincoln Road, Phases III, South Beach District, has been identified as another area with great risk on Washington Avenue between the 500-1700 Blocks, see attached location map of proposed areas to receive the improvements. The pits in this area are typically too small and need to be enlarged to accommodate the trees and palms in these pits receiving this treatment.

Projected date range: 10/01/2015 to 09/30/2021

II. Cost Summary

Cost Summary	Previous Years	FY 2020/21	FY 2021/22	FY 2022/23	FY 2023/24	FY 2024/25	Future	Total
CONTRACTED SERVICES REPAIR	292,000	-	-	-	-	-	-	292,000
Total:	**292,000**	**-**	**-**	**-**	**-**	**-**	**-**	**292,000**

III. Fund Summary

Fund Summary	Previous Years	FY 2020/21	FY 2021/22	FY 2022/23	FY 2023/24	FY 2024/25	Future	Total
379 SOUTH POINTE RDA	145,000	-	-	-	-	-	-	145,000
389 SOUTH POINTE CAPITAL	147,000	-	-	-	-	-	-	147,000
Total:	**292,000**	**-**	**-**	**-**	**-**	**-**	**-**	**292,000**

MIAMIBEACH

CITY OF MIAMI BEACH
FY 2021 - 2025 Capital Budget and 5-Year Capital Improvement Plan

I. General

RESTORATIVE TREEWELL-PH 3 **STREET / SIDEWALKS STREETSCAPE**

Project Number: 29760

Department: PW GREENSPACE MANAGEMENT

Location: SOUTH BEACH

Description: RestorativeTreeWell-PH 3-Washington Ave -Replace existing tree pit treatments throughout the city to mitigate future/potential hazardous conditions while improving the sustainability of trees and palms in our urban environment. The new tree pit treatment will result in: 1. reduction of trip/fall incidents, 2. sustainability of product, 3. improved plant health, 4. improved cleanliness. Due to the success of the pilot project on Lincoln Road, Phases III, South Beach District, has been identified as another area with great risk on Washington Avenue between the 100-1600 Blocks, see attached location map of proposed areas to receive the improvements. The pits in this area are typically too small and need to be enlarged to accomodate the trees and palms in these pits recieving this treatment. PROJECT TIMELINE TO BE DETERMINED.

Projected date range: 10/01/2015 to 12/31/2020

II. Cost Summary

Cost Summary	Previous Years	FY 2020/21	FY 2021/22	FY 2022/23	FY 2023/24	FY 2024/25	Future	Total
CONSTRUCTION	683,911	-	-	-	-	-	-	683,911
Total:	**683,911**	**-**	**-**	**-**	**-**	**-**	**-**	**683,911**

III. Fund Summary

Fund Summary	Previous Years	FY 2020/21	FY 2021/22	FY 2022/23	FY 2023/24	FY 2024/25	Future	Total
305 SB QUALITY OF LIFE REST.TAX 1%	683,911	-	-	-	-	-	-	683,911
Total:	**683,911**	**-**	**-**	**-**	**-**	**-**	**-**	**683,911**

MIAMIBEACH

CITY OF MIAMI BEACH
FY 2021 - 2025 Capital Budget and 5-Year Capital Improvement Plan

I. General

RESTORATIVE TREEWELL-PH 4-SOUTH BCH **STREET / SIDEWALKS STREETSCAPE**

Project Number: 27360

Department: PW ADMINISTRATION

Location: SOUTH BEACH

Description: Replace existing tree pit treatments throughout the city to mitigate future/potential hazardous conditions while improving the sustainability of trees and palms in our urban environment. The new tree pit treatment will result in: 1. reduction of trip/fall incidents, 2. sustainability of product, 3. improved plant health, 4. improved cleanliness. Due to the success of the pilot project on Lincoln Road, Phases II, North Beach District, which has been identified as another area with great risk on Ocean Drive between 500-1400 Blocks, see attached location map of proposed areas to receive the improvements. The pits in this area are typically larger in squarefoot than other pits receiving this treatment using the ADApave tumbled glass series to reflect the ocean. As part of FY2018/19 budget process, the scope has been expanded to include South Beach.

Projected date range: 10/01/2015 to 12/31/2020

II. Cost Summary

Cost Summary	Previous Years	FY 2020/21	FY 2021/22	FY 2022/23	FY 2023/24	FY 2024/25	Future	Total
CAPITAL MISCELLANEOUS	63,000	-	-	-	-	-	-	63,000
CONSTRUCTION	627,000	-	-	-	-	-	-	627,000
Total:	**690,000**	**-**	**-**	**-**	**-**	**-**	**-**	**690,000**

III. Fund Summary

Fund Summary	Previous Years	FY 2020/21	FY 2021/22	FY 2022/23	FY 2023/24	FY 2024/25	Future	Total
305 SB QUALITY OF LIFE REST.TAX 1%	690,000	-	-	-	-	-	-	690,000
Total:	**690,000**	**-**	**-**	**-**	**-**	**-**	**-**	**690,000**

MIAMIBEACH

CITY OF MIAMI BEACH
FY 2021 - 2025 Capital Budget and 5-Year Capital Improvement Plan

I. General

ROW IMPROVEMENT PROJECT **STREET / SIDEWALKS STREETSCAPE**

Project Number: 26700

Department: PW STREETS

Location: SOUTH BEACH

Description: 1) Milling and resurfacing alleyways in South Beach that have not been paved in 30 years. 2) repairing existing drainage valley gutter in the alleys as well as driveway concrete approaches on to the alleys. 3) Install street name signages indicating the alley names 4) Other projects Citywide such as Citywide milling and resurfacing of asphalt streets and roadways that are in poor conditions due to CIP schedule delays. $18,211 has been re-appropriated mid-year for land acquisition for the West Avenue over Collins Avenue Bridge project.

Projected date range: 10/01/2015 to 09/30/2021

II. Cost Summary

Cost Summary	Previous Years	FY 2020/21	FY 2021/22	FY 2022/23	FY 2023/24	FY 2024/25	Future	Total
CONSTRUCTION	1,844,084	-	-	-	-	-	-	1,844,084
Total:	**1,844,084**	**-**	**-**	**-**	**-**	**-**	**-**	**1,844,084**

III. Fund Summary

Fund Summary	Previous Years	FY 2020/21	FY 2021/22	FY 2022/23	FY 2023/24	FY 2024/25	Future	Total
187 HALF CENT TRANS. SURTAX COUNTY	1,844,084	-	-	-	-	-	-	1,844,084
Total:	**1,844,084**	**-**	**-**	**-**	**-**	**-**	**-**	**1,844,084**

MIAMIBEACH

CITY OF MIAMI BEACH
FY 2021 - 2025 Capital Budget and 5-Year Capital Improvement Plan

I. General

ROYAL PALM AVE & 46TH STREET CIRCLE **STREET / SIDEWALKS STREETSCAPE**

Project Number:	21319
Department:	TRANSPORTATION
Location:	MIDDLE BEACH
Description:	Design and Construction of a mini-traffic circle at the intersection of Royal Palm Avenue and 46th Street. The mini-traffic circle will be implemented to mitigate speeding along Royal Palm Avenue. All-Way Stop Controls were not approved by the Miami-Dade County Department of Transportation and Public Works.
Projected date range:	10/01/2018 to 09/30/2022

II. Cost Summary

Cost Summary	Previous Years	FY 2020/21	FY 2021/22	FY 2022/23	FY 2023/24	FY 2024/25	Future	Total
CONSTRUCTION	69,000	-	-	-	-	-	-	69,000
CONTINGENCY	7,000	-	-	-	-	-	-	7,000
DESIGN AND ENGINEERING	30,000	-	-	-	-	-	-	30,000
OIG FUNDING	1,000	-	-	-	-	-	-	1,000
Total:	**107,000**	**-**	**-**	**-**	**-**	**-**	**-**	**107,000**

III. Fund Summary

Fund Summary	Previous Years	FY 2020/21	FY 2021/22	FY 2022/23	FY 2023/24	FY 2024/25	Future	Total
187 HALF CENT TRANS. SURTAX COUNTY	107,000	-	-	-	-	-	-	107,000
Total:	**107,000**	**-**	**-**	**-**	**-**	**-**	**-**	**107,000**

MIAMIBEACH

CITY OF MIAMI BEACH
FY 2021 - 2025 Capital Budget and 5-Year Capital Improvement Plan

I. General

RUE VENDOME PUBLIC PLAZA **STREET / SIDEWALKS STREETSCAPE**

Project Number: 28610

Department: CAPITAL IMPROVEMENT PROGRAM

Location: NORTH BEACH

Description: Reconstruction of Rue Vendome around the Normandy Fountain to create an open, at-grade, public plaza. Project to include costs of Florida Department of Transportation approvals to close Rue Vendome between Normandy Drive and 71st Street including associated traffic studies, construction of the public plaza, landscaping, and other improvements necessary to return the plaza area to full public use.

Projected date range: 10/01/2015 to 12/31/2020

II. Cost Summary

Cost Summary	Previous Years	FY 2020/21	FY 2021/22	FY 2022/23	FY 2023/24	FY 2024/25	Future	Total
CONSTRUCTION	1,880,728	-	-	-	-	-	-	1,880,728
CONSTRUCTION MANAGEMENT	107,994	-	-	-	-	-	-	107,994
DESIGN AND ENGINEERING	276,450	-	-	-	-	-	-	276,450
INTERNAL CHARGEBACK	10,628	-	-	-	-	-	-	10,628
OIG FUNDING	200	-	-	-	-	-	-	200
Total:	**2,276,000**	**-**	**-**	**-**	**-**	**-**	**-**	**2,276,000**

III. Fund Summary

Fund Summary	Previous Years	FY 2020/21	FY 2021/22	FY 2022/23	FY 2023/24	FY 2024/25	Future	Total
304 CAPITAL RESERVE	482,000	-	-	-	-	-	-	482,000
307 NB QUAL OF LIFE RESORT TAX 1%	1,794,000	-	-	-	-	-	-	1,794,000
Total:	**2,276,000**	**-**	**-**	**-**	**-**	**-**	**-**	**2,276,000**

MIAMIBEACH

CITY OF MIAMI BEACH
FY 2021 - 2025 Capital Budget and 5-Year Capital Improvement Plan

I. General

S. BOWL SIGNAGE/ PAINTING/ LIGHTING — **STREET / SIDEWALKS STREETSCAPE**

Project Number:	69620
Department:	PROPERTY MANAGEMENT
Location:	SOUTH BEACH
Description:	Super Bowl signage, painting, decorative lighting within South Beach
Projected date range:	10/01/2019 to 12/31/2020

II. Cost Summary

Cost Summary	Previous Years	FY 2020/21	FY 2021/22	FY 2022/23	FY 2023/24	FY 2024/25	Future	Total
CONTRACTED SERVICES REPAIR	149,000	-	-	-	-	-	-	149,000
OIG FUNDING	1,000	-	-	-	-	-	-	1,000
Total:	**150,000**	**-**	**-**	**-**	**-**	**-**	**-**	**150,000**

III. Fund Summary

Fund Summary	Previous Years	FY 2020/21	FY 2021/22	FY 2022/23	FY 2023/24	FY 2024/25	Future	Total
305 SB QUALITY OF LIFE REST.TAX 1%	150,000	-	-	-	-	-	-	150,000
Total:	**150,000**	**-**	**-**	**-**	**-**	**-**	**-**	**150,000**

MIAMIBEACH

CITY OF MIAMI BEACH
FY 2021 - 2025 Capital Budget and 5-Year Capital Improvement Plan

I. General

SHORT-TERM 41ST ST RECOMMENDATIONS **STREET / SIDEWALKS STREETSCAPE**

Project Number:	21019
Department:	TOURISM & CULTURAL DEPARTMENT
Location:	MIDDLE BEACH
Description:	SHORT-TERM 41ST STREET COMMITTEE RECOMMENDATIONS-
Projected date range:	10/01/2018 to 09/30/2024

II. Cost Summary

Cost Summary	Previous Years	FY 2020/21	FY 2021/22	FY 2022/23	FY 2023/24	FY 2024/25	Future	Total
CAPITAL-STUDIES	47,050	-	-	-	-	-	-	47,050
CONTRACTED SERVICES REPAIR	17,950	-	-	-	-	-	-	17,950
OTHER CONTRACTUAL SERVICES	35,000	-	-	-	-	-	-	35,000
Total:	**100,000**	**-**	**-**	**-**	**-**	**-**	**-**	**100,000**

III. Fund Summary

Fund Summary	Previous Years	FY 2020/21	FY 2021/22	FY 2022/23	FY 2023/24	FY 2024/25	Future	Total
306 MB QUALITY OF LIFE RESO.TX 1%	100,000	-	-	-	-	-	-	100,000
Total:	**100,000**	**-**	**-**	**-**	**-**	**-**	**-**	**100,000**

MIAMIBEACH

CITY OF MIAMI BEACH
FY 2021 - 2025 Capital Budget and 5-Year Capital Improvement Plan

I. General

SOUTH POINTE MISCELANEOUS IMPR. **STREET / SIDEWALKS STREETSCAPE**

Project Number: 29130

Department: CAPITAL IMPROVEMENT PROGRAM

Location: SOUTH BEACH

Description: The South of Fifth Neighborhood Association (SOFNA) has requested miscellaneous improvements throughout the South Pointe neighborhood. The scope of work includes safety enhancements such as brick pavers for crosswalks on Washington Avenue from Commerce to Fifth, additional stop signs, additional street lighting and up lighting in South Pointe Drive medians. The scope also includes updates to aged infrastructure such as repairs to sidewalks and pavement. Additional trash receptacles, enhanced landscaping, improved pedestrian crosswalks and improved drainage.

Projected date range: 10/01/2015 to 12/31/2020

II. Cost Summary

Cost Summary	Previous Years	FY 2020/21	FY 2021/22	FY 2022/23	FY 2023/24	FY 2024/25	Future	Total
CONSTRUCTION	400,000	-	-	-	-	-	-	400,000
CONSTRUCTION MANAGEMENT	80,656	-	-	-	-	-	-	80,656
CONTRACTED SERVICES REPAIR	387,769	-	-	-	-	-	-	387,769
Total:	**868,425**	**-**	**-**	**-**	**-**	**-**	**-**	**868,425**

III. Fund Summary

Fund Summary	Previous Years	FY 2020/21	FY 2021/22	FY 2022/23	FY 2023/24	FY 2024/25	Future	Total
126 SOUTH POINTE RENEWAL & REPLACE	468,425	-	-	-	-	-	-	468,425
388 MDC CDT INTERLOCAL-CDT/RTX	338,041	-	-	-	-	-	-	338,041
389 SOUTH POINTE CAPITAL	61,959	-	-	-	-	-	-	61,959
Total:	**868,425**	**-**	**-**	**-**	**-**	**-**	**-**	**868,425**

MIAMIBEACH

CITY OF MIAMI BEACH
FY 2021 - 2025 Capital Budget and 5-Year Capital Improvement Plan

I. General

SR A1A/COLLINS AV PEDESTRIAN SIGNAL **STREET / SIDEWALKS STREETSCAPE**

Project Number: 21219

Department: TRANSPORTATION

Location: CITYWIDE

Description: In 2015, the City requested that the Florida Department of Transportation improve pedestrian crossings along various locations in Collins Avenue. In 2017, the FDOT District Scoping Committee approved the design and construction of overhead rapid rectangular flashing beacons at Collins Avenue and 36th Street, Collins Avenue and 83rd Street, and Collins Avenue and 87th Street. As per FDOT policy, these projects were programmed for construction in Fiscal Year 2023. Given the need for pedestrian enhancements at these locations, the City is seeking to advance the construction of these projects to improve pedestrian safety at these active locations. It is important to highlight that the City will need to execute an agreement with FDOT to ensure that once the funding becomes available in the FDOT Work Program, the City is reimbursed for this work.

Projected date range: 10/01/2018 to 12/31/2020

II. Cost Summary

Cost Summary	Previous Years	FY 2020/21	FY 2021/22	FY 2022/23	FY 2023/24	FY 2024/25	Future	Total
CONSTRUCTION	430,000	-	-	-	-	-	-	430,000
CONTINGENCY	44,000	-	-	-	-	-	-	44,000
DESIGN AND ENGINEERING	54,000	-	-	-	-	-	-	54,000
OIG FUNDING	3,000	-	-	-	-	-	-	3,000
PROGRAM MANAGEMENT	28,000	-	-	-	-	-	-	28,000
Total:	**559,000**	**-**	**-**	**-**	**-**	**-**	**-**	**559,000**

III. Fund Summary

Fund Summary	Previous Years	FY 2020/21	FY 2021/22	FY 2022/23	FY 2023/24	FY 2024/25	Future	Total
171 LOCAL OPTION GAS TAX	559,000	-	-	-	-	-	-	559,000
Total:	**559,000**	**-**	**-**	**-**	**-**	**-**	**-**	**559,000**

MIAMIBEACH

CITY OF MIAMI BEACH
FY 2021 - 2025 Capital Budget and 5-Year Capital Improvement Plan

I. General

STILLWATER ENTRANCE SIGN

STREET / SIDEWALKS STREETSCAPE

Project Number:	21118
Department:	CAPITAL IMPROVEMENT PROGRAM
Location:	NORTH BEACH
Description:	Stillwater Entrance Sign, Landscaping and Lighting-
Projected date range:	10/01/2021 to 12/31/2022

II. Cost Summary

Cost Summary	Previous Years	FY 2020/21	FY 2021/22	FY 2022/23	FY 2023/24	FY 2024/25	Future	Total
CONSTRUCTION	-	-	195,000	-	-	-	-	195,000
Total:	**-**	**-**	**195,000**	**-**	**-**	**-**	**-**	**195,000**

III. Fund Summary

Fund Summary	Previous Years	FY 2020/21	FY 2021/22	FY 2022/23	FY 2023/24	FY 2024/25	Future	Total
302 PAY-AS-YOU-GO	-	-	195,000	-	-	-	-	195,000
Total:	**-**	**-**	**195,000**	**-**	**-**	**-**	**-**	**195,000**

MIAMIBEACH

CITY OF MIAMI BEACH
FY 2021 - 2025 Capital Budget and 5-Year Capital Improvement Plan

I. General

SUNSET 3 & 4 UTILITY PAYMENT **STREET / SIDEWALKS STREETSCAPE**

Project Number: 69790

Department: CAPITAL IMPROVEMENT PROGRAM

Location: SOUTH BEACH

Description: A component of the Sunset Isle 3&4 Project, (Project # 23180) as approved in Resolution # 2015-29180. Pursuant To Chapter 170, Florida Statutes, A Special Assessment District To Be Known As The Sunset Islands 3 & 4 Utility Improvement District, For A Term Of Ten (10) Years, To Fund The Placement Underground Of Utilities On Sunset Islands 3 & 4, At An Estimated Cost Of $2,412,398; Providing For The Levy And Collection Of Special Assessments To Fund The Improvements; Providing The Manner In Which Such Special Assessments Shall Be Made; Providing When Such Special Assessments Shall Be Made; Designating The Lands Upon Which The Special Assessments Shall Be Levied; Providing For Publication Of This Resolution; And Authorizing Related Actions.

Projected date range: 10/01/2015 to 12/31/2020

II. Cost Summary

Cost Summary	Previous Years	FY 2020/21	FY 2021/22	FY 2022/23	FY 2023/24	FY 2024/25	Future	Total
OTHER COSTS	1,523,026	-	-	-	-	-	-	1,523,026
PROFESSIONAL SERVICES	8,976	-	-	-	-	-	-	8,976
Total:	**1,532,002**	**-**	**-**	**-**	**-**	**-**	**-**	**1,532,002**

III. Fund Summary

Fund Summary	Previous Years	FY 2020/21	FY 2021/22	FY 2022/23	FY 2023/24	FY 2024/25	Future	Total
121 SUNSET ISLAND 3&4 UNDERGROUND	1,532,002	-	-	-	-	-	-	1,532,002
Total:	**1,532,002**	**-**	**-**	**-**	**-**	**-**	**-**	**1,532,002**

MIAMIBEACH

CITY OF MIAMI BEACH
FY 2021 - 2025 Capital Budget and 5-Year Capital Improvement Plan

I. General

TOWN CENTER **STREET / SIDEWALKS STREETSCAPE**

Project Number: 24120

Department: PW ADMINISTRATION

Location: NORTH BEACH

Description: Storm Water: The purpose of the project improvements is to provide a higher LOS defined by flood protection and control of pollutant loading in the storm water systems. The improvements consist of one or a combination of the following: 1) Repair, replace, and or install collection systems, catch basins and manholes, 4) Construct water quality treatment devices, 5) Construct pump stations, controls and force mains, and 6) Repair or upgrade existing outfall pipes and seawalls (inclusive of tidal back flow prevention devices).

Water and Sewer: The scope of the project will include a new drainage system, the elevation of the roadway to mitigate sea level rise, hardscaping improvements, signing and pavement markings, relocation of gravity sewers to comply with regulatory requirements, and the installation of new water mains and corresponding service lines.

Projected date range: 10/01/2021 to 12/31/2022

II. Cost Summary

Cost Summary	Previous Years	FY 2020/21	FY 2021/22	FY 2022/23	FY 2023/24	FY 2024/25	Future	Total
CONSTRUCTION	-	-	52,000,000	-	-	-	-	52,000,000
Total:	**-**	**-**	**52,000,000**	**-**	**-**	**-**	**-**	**52,000,000**

III. Fund Summary

Fund Summary	Previous Years	FY 2020/21	FY 2021/22	FY 2022/23	FY 2023/24	FY 2024/25	Future	Total
FSW FUTURE STORMWATER	-	-	32,000,000	-	-	-	-	32,000,000
FWS FUTURE WATER & SEWER	-	-	20,000,000	-	-	-	-	20,000,000
Total:	**-**	**-**	**52,000,000**	**-**	**-**	**-**	**-**	**52,000,000**

MIAMIBEACH

CITY OF MIAMI BEACH
FY 2021 - 2025 Capital Budget and 5-Year Capital Improvement Plan

I. General

VENETIAN NEIGH. -ISLANDS **STREET / SIDEWALKS STREETSCAPE**

Project Number: 21270

Department: CAPITAL IMPROVEMENT PROGRAM

Location: SOUTH BEACH

Description: Streetscape improvements for San Marino Island, DiLido Island, and Rivo Alto Island, including: new water main installation, sanitary sewer lining & rehabilitation, storm water system improvements including six (6) new storm water pump stations, new valley gutter, roadway reconstruction, seawalls, landscaping mitigation, and street lighting.

Projected date range: 10/01/2015 to 12/31/2020

II. Cost Summary

Cost Summary	Previous Years	FY 2020/21	FY 2021/22	FY 2022/23	FY 2023/24	FY 2024/25	Future	Total
CAPITAL MISCELLANEOUS	25,705	-	-	-	-	-	-	25,705
CONSTRUCTION	38,324,124	-	-	-	-	-	-	38,324,124
CONSTRUCTION MANAGEMENT	2,703,778	-	-	-	-	-	-	2,703,778
DESIGN AND ENGINEERING	4,389,745	-	-	-	-	-	-	4,389,745
PROGRAM MANAGEMENT	929,575	-	-	-	-	-	-	929,575
Total:	**46,372,927**	**-**	**-**	**-**	**-**	**-**	**-**	**46,372,927**

III. Fund Summary

Fund Summary	Previous Years	FY 2020/21	FY 2021/22	FY 2022/23	FY 2023/24	FY 2024/25	Future	Total
304 CAPITAL RESERVE	(320)	-	-	-	-	-	-	(320)
366 PARKS AND REC. BEAUTIF. FUNDS	23,355	-	-	-	-	-	-	23,355
376 99 GO BONDS - NEIGHBORHOOD IMP	2,930,534	-	-	-	-	-	-	2,930,534
384 2003 GO BONDS - NEIGHBORHOODS	3,669,649	-	-	-	-	-	-	3,669,649
419 2017 WATER & SEWER BONDS	597,022	-	-	-	-	-	-	597,022
420 W&S GBL SERIES 2010 2009-27243	2,766,100	-	-	-	-	-	-	2,766,100
423 GULF BREEZE 2006	1,134,463	-	-	-	-	-	-	1,134,463
424 WATER & SEWER BONDS 2000S	3,659,741	-	-	-	-	-	-	3,659,741
425 WATER AND SEWER ENTERPRISE FUN	1,529,777	-	-	-	-	-	-	1,529,777

MIAMIBEACH

CITY OF MIAMI BEACH
FY 2021 - 2025 Capital Budget and 5-Year Capital Improvement Plan

427 STORMWATER ENTERPRISE FUND	2,600,270	-	-	-	-	-	-	2,600,270
428 STORMWATER BONDS 2000S	4,353,561	-	-	-	-	-	-	4,353,561
431 2011 STORMWATER BOND2011-27782	2,592,490	-	-	-	-	-	-	2,592,490
432 STORMWATER BONDS 2015	20,516,285	-	-	-	-	-	-	20,516,285
Total:	**46,372,927**	**-**	**-**	**-**	**-**	**-**	**-**	**46,372,927**

MIAMIBEACH

CITY OF MIAMI BEACH
FY 2021 - 2025 Capital Budget and 5-Year Capital Improvement Plan

I. General

WEST AVE/BAY RD NEIGH. **STREET / SIDEWALKS STREETSCAPE**

Project Number: 23360

Department: PW ENGINEERING

Location: MIDDLE BEACH

Description: Area-wide street improvement may include: street resurfacing; swale restoration; repair of sidewalks; street lighting upgrades to correct deficiencies and provide pedestrian lighting; enhanced landscaping within the street right of way; and entryway features. Scope includes West Avenue and Bay Road from 5th Street to Collins Canal, east/west side streets west of Alton Road from 6th Street to Lincoln Road, and Lincoln Court. Integrated with drainage improvements to Basins 7, 8, 11, 12, and 13 per Stormwater Master Plan. Other funding from Series 2000 Stormwater Bond and Grand Flamingo impact mitigation fees for Bay Road. This neighborhood will be divided into multiple bid packages. The design of the first projects will begin upon completion of the first task of the Stormwater Master Plan in August 2010.

Projected date range: 10/01/2015 to 09/30/2023

II. Cost Summary

Cost Summary	Previous Years	FY 2020/21	FY 2021/22	FY 2022/23	FY 2023/24	FY 2024/25	Future	Total
CAPITAL MISCELLANEOUS	141,000	-	-	-	-	-	-	141,000
CONSTRUCTION	21,302,977	-	-	-	-	-	-	21,302,977
CONSTRUCTION MANAGEMENT	282,111	-	-	-	-	-	-	282,111
DESIGN AND ENGINEERING	3,121,850	-	-	-	-	-	-	3,121,850
PROGRAM MANAGEMENT	1,054,935	-	-	-	-	-	-	1,054,935
Total:	**25,902,873**	**-**	**-**	**-**	**-**	**-**	**-**	**25,902,873**

III. Fund Summary

Fund Summary	Previous Years	FY 2020/21	FY 2021/22	FY 2022/23	FY 2023/24	FY 2024/25	Future	Total
187 HALF CENT TRANS. SURTAX COUNTY	378,000	-	-	-	-	-	-	378,000
304 CAPITAL RESERVE	30,000	-	-	-	-	-	-	30,000
365 CITY CENTER RDA CAP FUND	750,000	-	-	-	-	-	-	750,000
373 99 GO BONDS-NEIGHBORHOOD IMPRO	197,991	-	-	-	-	-	-	197,991
376 99 GO BONDS - NEIGHBORHOOD IMP	13,527	-	-	-	-	-	-	13,527
384 2003 GO BONDS - NEIGHBORHOODS	3,878,208	-	-	-	-	-	-	3,878,208
389 SOUTH POINTE CAPITAL	4,900,000	-	-	-	-	-	-	4,900,000

MIAMIBEACH

CITY OF MIAMI BEACH
FY 2021 - 2025 Capital Budget and 5-Year Capital Improvement Plan

418 W&S CAP PROJ FNDED BY OPER FDS	376,706	-	-	-	-	-	-	376,706
419 2017 WATER & SEWER BONDS	110,000	-	-	-	-	-	-	110,000
420 W&S GBL SERIES 2010 2009-27243	1,632,360	-	-	-	-	-	-	1,632,360
424 WATER & SEWER BONDS 2000S	1,063,111	-	-	-	-	-	-	1,063,111
425 WATER AND SEWER ENTERPRISE FUN	106,783	-	-	-	-	-	-	106,783
428 STORMWATER BONDS 2000S	1,260,981	-	-	-	-	-	-	1,260,981
429 2017 STORMWATER BONDS	515,356	-	-	-	-	-	-	515,356
431 2011 STORMWATER BOND2011-27782	5,854,876	-	-	-	-	-	-	5,854,876
432 STORMWATER BONDS 2015	4,433,928	-	-	-	-	-	-	4,433,928
434 STORMWATER CAPITAL NOT BONDS	401,046	-	-	-	-	-	-	401,046
Total:	**25,902,873**	**-**	**-**	**-**	**-**	**-**	**-**	**25,902,873**

MIAMIBEACH

CITY OF MIAMI BEACH
FY 2021 - 2025 Capital Budget and 5-Year Capital Improvement Plan

I. General

WEST AVENUE BICYCLE LANES PHASE II **STREET / SIDEWALKS STREETSCAPE**

Project Number:	62222
Department:	TRANSPORTATION
Location:	SOUTH BEACH
Description:	Implementation of protected bicycle lanes on West Avenue between Dade Boulevard and 20th Street/Sunset Drive and along 20th Street to connect to the North Bay Road Neighborhood Greenway.
Projected date range:	10/01/2021 to 09/30/2022

II. Cost Summary

Cost Summary	Previous Years	FY 2020/21	FY 2021/22	FY 2022/23	FY 2023/24	FY 2024/25	Future	Total
CONTRACTED SERVICES REPAIR	-	-	663,072	-	-	-	-	663,072
Total:	**-**	**-**	**663,072**	**-**	**-**	**-**	**-**	**663,072**

III. Fund Summary

Fund Summary	Previous Years	FY 2020/21	FY 2021/22	FY 2022/23	FY 2023/24	FY 2024/25	Future	Total
106 TRANSPORTATON FUND 106	-	-	107,634	-	-	-	-	107,634
187 HALF CENT TRANS. SURTAX COUNTY	-	-	555,438	-	-	-	-	555,438
Total:	**-**	**-**	**663,072**	**-**	**-**	**-**	**-**	**663,072**

MIAMIBEACH

CITY OF MIAMI BEACH
FY 2021 - 2025 Capital Budget and 5-Year Capital Improvement Plan

I. General

WEST AVENUE PHASE II **STREET / SIDEWALKS STREETSCAPE**

Project Number: 20597

Department: CAPITAL IMPROVEMENT PROGRAM

Location: SOUTH BEACH

Description: Improvements of West Avenue from 8th Street to 15th Street, including street raising of the roads within the project limits to minimum crown elevation of 3.7 North American Vertica Datum of 1988 (NAVD); harmonization of adjacent properties, reconstruction of driveways, Alton Court alley and pedestrian accesses; Gravity wall and handrails areas where harmonization of properties is not feasible. Installation of new drainage system. property drainage such as yard drains and/or driveway trench drains; Includes a new pump station, and outfall at the west end of Lincoln road. Replacing the water and sewer system; New street and pedestrian lighting; Street signalization; paver crosswalks; landscaping and irrigation; street parking.

Projected date range: 05/16/2017 to 03/31/2023

II. Cost Summary

Cost Summary	Previous Years	FY 2020/21	FY 2021/22	FY 2022/23	FY 2023/24	FY 2024/25	Future	Total
CAPITAL MISCELLANEOUS	313,451	-	-	-	-	-	-	313,451
CONSTRUCTION	72,848,966	9,149,507	-	-	-	-	-	81,998,473
CONSTRUCTION MANAGEMENT	3,751,642	-	-	-	-	-	-	3,751,642
DESIGN AND ENGINEERING	4,022,605	-	-	-	-	-	-	4,022,605
OIG FUNDING	8,900	45,748	-	-	-	-	-	54,648
Total:	**80,945,564**	**9,195,255**	**-**	**-**	**-**	**-**	**-**	**90,140,819**

III. Fund Summary

Fund Summary	Previous Years	FY 2020/21	FY 2021/22	FY 2022/23	FY 2023/24	FY 2024/25	Future	Total
187 HALF CENT TRANS. SURTAX COUNTY	530,000	-	-	-	-	-	-	530,000
301 CAP. PROJ. NOT FINANCED BY BON	8,861	-	-	-	-	-	-	8,861
302 PAY-AS-YOU-GO	2,059,587	(589,947)	-	-	-	-	-	1,469,640
305 SB QUALITY OF LIFE REST.TAX 1%	67,781	-	-	-	-	-	-	67,781
320 GENERAL CAPITAL -MDC ILA	7,390,575	-	-	-	-	-	-	7,390,575
384 2003 GO BONDS - NEIGHBORHOODS	2,420,736	589,947	-	-	-	-	-	3,010,683
388 MDC CDT INTERLOCAL-CDT/RTX	501,093	-	-	-	-	-	-	501,093
419 2017 WATER & SEWER BONDS	18,333,671	-	-	-	-	-	-	18,333,671

MIAMIBEACH

CITY OF MIAMI BEACH
FY 2021 - 2025 Capital Budget and 5-Year Capital Improvement Plan

429 2017 STORMWATER BONDS	47,846,260	9,195,255	-	-	-	-	-	57,041,515
433 STORMWATER PROJECTS - MDC ILA	1,787,000	-	-	-	-	-	-	1,787,000
Total:	**80,945,564**	**9,195,255**	**-**	**-**	**-**	**-**	**-**	**90,140,819**

MIAMIBEACH

MIAMIBEACH

CITY OF MIAMI BEACH
FY 2021 - 2025 Capital Budget and 5-Year Capital Improvement Plan

I. General

41ST STREET CORRIDOR LIGHTING ENHAN **STREET LIGHTING**

Project Number: 63117

Department: PW STREETS

Location: MIDDLE BEACH

Description: At the December 11, 2019 Commission Meeting, the City Commission accepted the recommendation of the Neighborhoods/Community Affairs Committee for lighting enhancements along the 41st Street Corridor. The scope of this project includes the wrapping of palms along this corridor with LED expandable year-round lighting. This funds the installation cost of the lighting.

Projected date range: 01/28/2020 to 09/30/2020

II. Cost Summary

Cost Summary	Previous Years	FY 2020/21	FY 2021/22	FY 2022/23	FY 2023/24	FY 2024/25	Future	Total
CONTRACTED SERVICES REPAIR	381,000	-	-	-	-	-	-	381,000
Total:	**381,000**	**-**	**-**	**-**	**-**	**-**	**-**	**381,000**

III. Fund Summary

Fund Summary	Previous Years	FY 2020/21	FY 2021/22	FY 2022/23	FY 2023/24	FY 2024/25	Future	Total
302 PAY-AS-YOU-GO	381,000	-	-	-	-	-	-	381,000
Total:	**381,000**	**-**	**-**	**-**	**-**	**-**	**-**	**381,000**

MIAMIBEACH

CITY OF MIAMI BEACH
FY 2021 - 2025 Capital Budget and 5-Year Capital Improvement Plan

I. General

5TH STREET FLYOVER LIGHTING **STREET LIGHTING**

Project Number:	21218
Department:	PW ENGINEERING
Location:	SOUTH BEACH
Description:	5th Street Flyover Lighting Enhancement- As a result of landscaping improvements made under the flyover bridge by the Green Space Division, the Power Works Street lighting division was asked to provide temporary lighting until such time as permanent lighting was installed. This Project consists of design implementation of a permanent lighting system
Projected date range:	10/01/2017 to 12/31/2021

II. Cost Summary

Cost Summary	Previous Years	FY 2020/21	FY 2021/22	FY 2022/23	FY 2023/24	FY 2024/25	Future	Total
ARCHITECT AND ENGINEERING	25,000	-	-	-	-	-	-	25,000
CONSTRUCTION	109,000	-	-	-	-	-	-	109,000
CONTINGENCY	13,779	-	-	-	-	-	-	13,779
OIG FUNDING	1,000	-	-	-	-	-	-	1,000
Total:	**148,779**	**-**	**-**	**-**	**-**	**-**	**-**	**148,779**

III. Fund Summary

Fund Summary	Previous Years	FY 2020/21	FY 2021/22	FY 2022/23	FY 2023/24	FY 2024/25	Future	Total
305 SB QUALITY OF LIFE REST.TAX 1%	148,779	-	-	-	-	-	-	148,779
Total:	**148,779**	**-**	**-**	**-**	**-**	**-**	**-**	**148,779**

MIAMIBEACH

CITY OF MIAMI BEACH
FY 2021 - 2025 Capital Budget and 5-Year Capital Improvement Plan

I. General

ALUMINUM STREETLIGHTING POLE REPLAC **STREET LIGHTING**

Project Number:	27650
Department:	PW ENGINEERING
Location:	SOUTH BEACH
Description:	There are approximately 50 streetlight aluminum poles in need of replacement due to deteriorated and unsafe conditions. Replacement was not funded under the CityCenter Neighborhood Improvements.
Projected date range:	10/01/2015 to 03/31/2020

II. Cost Summary

Cost Summary	Previous Years	FY 2020/21	FY 2021/22	FY 2022/23	FY 2023/24	FY 2024/25	Future	Total
EQUIPMENT	168,060	-	-	-	-	-	-	168,060
Total:	**168,060**	**-**	**-**	**-**	**-**	**-**	**-**	**168,060**

III. Fund Summary

Fund Summary	Previous Years	FY 2020/21	FY 2021/22	FY 2022/23	FY 2023/24	FY 2024/25	Future	Total
365 CITY CENTER RDA CAP FUND	168,060	-	-	-	-	-	-	168,060
Total:	**168,060**	**-**	**-**	**-**	**-**	**-**	**-**	**168,060**

MIAMIBEACH

CITY OF MIAMI BEACH
FY 2021 - 2025 Capital Budget and 5-Year Capital Improvement Plan

I. General

BEACHWALK LIGHTING RETRO **STREET LIGHTING**

Project Number:	27070
Department:	PROPERTY MANAGEMENT
Location:	SOUTH BEACH
Description:	Provide LED, turtle friendly lighting for the Beachwalk in compliance with new Florida Department of Environmental Protection (FDEP) requirements
Projected date range:	10/01/2015 to 09/30/2020

II. Cost Summary

Cost Summary	Previous Years	FY 2020/21	FY 2021/22	FY 2022/23	FY 2023/24	FY 2024/25	Future	Total
CONSTRUCTION	500,000	-	-	-	-	-	-	500,000
CONSTRUCTION MANAGEMENT	40,625	-	-	-	-	-	-	40,625
CONTINGENCY	50,000	-	-	-	-	-	-	50,000
DESIGN AND ENGINEERING	72,000	-	-	-	-	-	-	72,000
OIG FUNDING	3,000	-	-	-	-	-	-	3,000
Total:	**665,625**	**-**	**-**	**-**	**-**	**-**	**-**	**665,625**

III. Fund Summary

Fund Summary	Previous Years	FY 2020/21	FY 2021/22	FY 2022/23	FY 2023/24	FY 2024/25	Future	Total
365 CITY CENTER RDA CAP FUND	665,625	-	-	-	-	-	-	665,625
Total:	**665,625**	**-**	**-**	**-**	**-**	**-**	**-**	**665,625**

MIAMIBEACH

CITY OF MIAMI BEACH
FY 2021 - 2025 Capital Budget and 5-Year Capital Improvement Plan

I. General

CITYWIDE PARKING LOT LIGHTING **STREET LIGHTING**

Project Number:	62940
Department:	PROPERTY MANAGEMENT
Location:	CITYWIDE
Description:	To provide adequate lighting in the City parking lots as determined by City code and IES standards. To provide a safe environment for our citizens and visitors. To provide a deterrent to crime.
Projected date range:	10/01/2015 to 02/20/2020

II. Cost Summary

Cost Summary	Previous Years	FY 2020/21	FY 2021/22	FY 2022/23	FY 2023/24	FY 2024/25	Future	Total
CONTRACTED SERVICES REPAIR	40,000	-	-	-	-	-	-	40,000
EQUIPMENT	132,000	-	-	-	-	-	-	132,000
OIG FUNDING	2,000	-	-	-	-	-	-	2,000
OTHER CONTRACTUAL SERVICES	250,000	-	-	-	-	-	-	250,000
PROFESSIONAL SERVICES	26,000	-	-	-	-	-	-	26,000
Total:	**450,000**	**-**	**-**	**-**	**-**	**-**	**-**	**450,000**

III. Fund Summary

Fund Summary	Previous Years	FY 2020/21	FY 2021/22	FY 2022/23	FY 2023/24	FY 2024/25	Future	Total
480 PARKING OPERATIONS FUND	200,000	-	-	-	-	-	-	200,000
490 PARKING CAPITAL NOT BONDS	250,000	-	-	-	-	-	-	250,000
Total:	**450,000**	**-**	**-**	**-**	**-**	**-**	**-**	**450,000**

MIAMIBEACH

CITY OF MIAMI BEACH
FY 2021 - 2025 Capital Budget and 5-Year Capital Improvement Plan

I. General

GO#55: STREET LIGHTING IMPROVEMENTS **STREET LIGHTING**

Project Number:	69019
Department:	PW ADMINISTRATION
Location:	CITYWIDE
Description:	Install a state-of-the-art, energy-efficient, LED street lighting system to roadways and walkways citywide, thereby increasing public safety and security for drivers and pedestrians across the city.
Projected date range:	02/13/2019 to 09/30/2022

II. Cost Summary

Cost Summary	Previous Years	FY 2020/21	FY 2021/22	FY 2022/23	FY 2023/24	FY 2024/25	Future	Total
CONSTRUCTION	-	-	5,000,000	-	-	-	-	5,000,000
CONTRACTED SERVICES REPAIR	4,899,000	-	-	-	-	-	-	4,899,000
OIG FUNDING	25,000	-	-	-	-	-	-	25,000
PROGRAM MANAGEMENT	76,000	-	-	-	-	-	-	76,000
Total:	**5,000,000**	**-**	**5,000,000**	**-**	**-**	**-**	**-**	**10,000,000**

III. Fund Summary

Fund Summary	Previous Years	FY 2020/21	FY 2021/22	FY 2022/23	FY 2023/24	FY 2024/25	Future	Total
392 2019 GO BONDS - PUBLIC SAFETY	5,000,000	-	-	-	-	-	-	5,000,000
FGO P.SAFE FUTURE GO BONDS PUBLIC SAFETY	-	-	5,000,000	-	-	-	-	5,000,000
Total:	**5,000,000**	**-**	**5,000,000**	**-**	**-**	**-**	**-**	**10,000,000**

MIAMIBEACH

CITY OF MIAMI BEACH
FY 2021 - 2025 Capital Budget and 5-Year Capital Improvement Plan

I. General

SMART LIGHTING MASTER PLAN **STREET LIGHTING**

Project Number: 64918

Department: PW ADMINISTRATION

Location: CITYWIDE

Description: The purpose of this project is to create a Smart City Lighting System that will implement a standard lighting system throughout the City. Phase 1 of this task will include performing an urban lighting inventory and analysis, developing citywide lighting standards, developing an urban lighting approach and design to include Computerized Maintenance and Management Systems (CMMS), with a goal towards achieving energy and operational efficiencies, and providing preliminary upgrade and construction plans for architectural and street lighting design upgrades.

Projected date range: 07/24/2018 to 12/31/2025

II. Cost Summary

Cost Summary	Previous Years	FY 2020/21	FY 2021/22	FY 2022/23	FY 2023/24	FY 2024/25	Future	Total
CONTRACTED SERVICES REPAIR	2,460,895	3,000	600,000	600,000	600,000	600,000	-	4,863,895
OIG FUNDING	3,000	(3,000)	-	-	-	-	-	-
Total:	**2,463,895**	**-**	**600,000**	**600,000**	**600,000**	**600,000**	**-**	**4,863,895**

III. Fund Summary

Fund Summary	Previous Years	FY 2020/21	FY 2021/22	FY 2022/23	FY 2023/24	FY 2024/25	Future	Total
171 LOCAL OPTION GAS TAX	203,000	-	-	-	-	-	-	203,000
302 PAY-AS-YOU-GO	1,000,000	-	-	-	-	-	-	1,000,000
305 SB QUALITY OF LIFE REST.TAX 1%	664,012	-	200,000	200,000	200,000	200,000	-	1,464,012
306 MB QUALITY OF LIFE RESO.TX 1%	200,000	-	200,000	200,000	200,000	200,000	-	1,000,000
307 NB QUAL OF LIFE RESORT TAX 1%	396,883	-	200,000	200,000	200,000	200,000	-	1,196,883
Total:	**2,463,895**	**-**	**600,000**	**600,000**	**600,000**	**600,000**	**-**	**4,863,895**

MIAMIBEACH

CITY OF MIAMI BEACH
FY 2021 - 2025 Capital Budget and 5-Year Capital Improvement Plan

I. General

STREET LIGHTING IMPROVEMENTS **STREET LIGHTING**

Project Number:	27800
Department:	PW STREETS
Location:	CITYWIDE
Description:	Streetlighting Improvements and/or additional lighting City Wide. Increase lighting levels and replace with LED's.
Projected date range:	10/01/2015 to 12/31/2025

II. Cost Summary

Cost Summary	Previous Years	FY 2020/21	FY 2021/22	FY 2022/23	FY 2023/24	FY 2024/25	Future	Total
CONSTRUCTION	1,620,305	(626,000)	13,129,000	12,500,000	12,500,000	12,500,000	-	51,623,305
OIG FUNDING	5,000	(3,000)	-	-	-	-	-	2,000
Total:	**1,625,305**	**(629,000)**	**13,129,000**	**12,500,000**	**12,500,000**	**12,500,000**	**-**	**51,625,305**

III. Fund Summary

Fund Summary	Previous Years	FY 2020/21	FY 2021/22	FY 2022/23	FY 2023/24	FY 2024/25	Future	Total
125 CAPITAL RENEWAL & REPLACEMENT	300,000	-	-	-	-	-	-	300,000
302 PAY-AS-YOU-GO	-	-	12,500,000	12,500,000	12,500,000	12,500,000	-	50,000,000
305 SB QUALITY OF LIFE REST.TAX 1%	201,988	-	-	-	-	-	-	201,988
306 MB QUALITY OF LIFE RESO.TX 1%	493,600	-	-	-	-	-	-	493,600
307 NB QUAL OF LIFE RESORT TAX 1%	629,717	(629,000)	629,000	-	-	-	-	629,717
Total:	**1,625,305**	**(629,000)**	**13,129,000**	**12,500,000**	**12,500,000**	**12,500,000**	**-**	**51,625,305**

MIAMIBEACH

CITY OF MIAMI BEACH
FY 2021 - 2025 Capital Budget and 5-Year Capital Improvement Plan

I. General

10TH STREET NEIGHBORHOOD GREENWAY **TRANSIT / TRANSPORTATION**

Project Number:	60327
Department:	TRANSPORTATION
Location:	SOUTH BEACH
Description:	Feasibility analysis, design, and construction of a Neighborhood Greenway along 10th Street. The project will include traffic calming features, speed limit reduction, and other features to prioritize pedestrian and bicycle transportation.
Projected date range:	10/01/2021 to 12/31/2022

II. Cost Summary

Cost Summary	Previous Years	FY 2020/21	FY 2021/22	FY 2022/23	FY 2023/24	FY 2024/25	Future	Total
CONSTRUCTION	-	-	1,494,000	-	-	-	-	1,494,000
Total:	**-**	**-**	**1,494,000**	**-**	**-**	**-**	**-**	**1,494,000**

III. Fund Summary

Fund Summary	Previous Years	FY 2020/21	FY 2021/22	FY 2022/23	FY 2023/24	FY 2024/25	Future	Total
106 TRANSPORTATON FUND 106	-	-	1,494,000	-	-	-	-	1,494,000
Total:	**-**	**-**	**1,494,000**	**-**	**-**	**-**	**-**	**1,494,000**

MIAMIBEACH

CITY OF MIAMI BEACH
FY 2021 - 2025 Capital Budget and 5-Year Capital Improvement Plan

I. General

16TH STREET PROTECTED BIKE LANES **TRANSIT / TRANSPORTATION**

Project Number:	20221
Department:	TRANSPORTATION
Location:	SOUTH BEACH
Description:	Design and Implementation of Protected Bicycle Lanes along 16th Street between Washington Avenue and Bay Road. This Project will be implemented as part of the Flamingo Park Neighborhood Right-of-Way Improvement Project.
Projected date range:	10/01/2022 to 12/31/2023

II. Cost Summary

Cost Summary	Previous Years	FY 2020/21	FY 2021/22	FY 2022/23	FY 2023/24	FY 2024/25	Future	Total
CONSTRUCTION	-	-	-	627,000	-	-	-	627,000
Total:	**-**	**-**	**-**	**627,000**	**-**	**-**	**-**	**627,000**

III. Fund Summary

Fund Summary	Previous Years	FY 2020/21	FY 2021/22	FY 2022/23	FY 2023/24	FY 2024/25	Future	Total
106 TRANSPORTATON FUND 106	-	-	-	627,000	-	-	-	627,000
Total:	**-**	**-**	**-**	**627,000**	**-**	**-**	**-**	**627,000**

MIAMIBEACH

CITY OF MIAMI BEACH
FY 2021 - 2025 Capital Budget and 5-Year Capital Improvement Plan

I. General

2 WAY CONVERSION 42ND ST. SHERIDAN **TRANSIT / TRANSPORTATION**

Project Number: 20327

Department: CAPITAL IMPROVEMENT PROGRAM

Location: MIDDLE BEACH

Description: 42nd Street is a one-way two-lane corridor between Pine Tree Drive and Prairie Avenue. In late 2014, the City Commission authorized the Transportation Department to engage a consutant to review the configuration of the corridor as a result of several request from the Jewish Community Center .In August 2015, the City finalized a study to two-way the section of the corridor between Sheridan Avenue and Pine Tree Drive. This configuration will allow drivers who whish to access the Jewish Community Center to use Sheridan Avenue and 42nd Street to access the center comfortably. In addition, this improvement will benefit safety at the intersection of Pine Tree Drive and 42nd Street by providing signalized pedestrian crossings. In order to implement this configuration, the traffic signals at the intersection of Pine Tree Drive and 42nd Street will need to be retrofitted to serve eastbound traffic. This study has been approved by Miami-Dade County Department of Transportation and Public Works.

Projected date range: 10/01/2016 to 12/31/2020

II. Cost Summary

Cost Summary	Previous Years	FY 2020/21	FY 2021/22	FY 2022/23	FY 2023/24	FY 2024/25	Future	Total
CONSTRUCTION	476,020	-	-	-	-	-	-	476,020
CONSTRUCTION MANAGEMENT	33,150	-	-	-	-	-	-	33,150
DESIGN AND ENGINEERING	830	-	-	-	-	-	-	830
Total:	**510,000**	**-**	**-**	**-**	**-**	**-**	**-**	**510,000**

III. Fund Summary

Fund Summary	Previous Years	FY 2020/21	FY 2021/22	FY 2022/23	FY 2023/24	FY 2024/25	Future	Total
384 2003 GO BONDS - NEIGHBORHOODS	510,000	-	-	-	-	-	-	510,000
Total:	**510,000**	**-**	**-**	**-**	**-**	**-**	**-**	**510,000**

MIAMIBEACH

CITY OF MIAMI BEACH
FY 2021 - 2025 Capital Budget and 5-Year Capital Improvement Plan

I. General

51ST STREET NEIGHBORHOOD GREENWAY **TRANSIT / TRANSPORTATION**

Project Number: 27860

Department: TRANSPORTATION

Location: MIDDLE BEACH

Description: Following coordination with the residents of 51st Street, the City will be designing and constructing a neighborhood greenway along 51st Street. The neighborhood greenway will include traffic calming, reduction in posted speed, and sharrows to increase the comfort of bicyclists currently using this road. The neighborhood greenway will be constructed as part of the Lake View Neighborhood Project.

Projected date range: 10/01/2015 to 09/30/2021

II. Cost Summary

Cost Summary	Previous Years	FY 2020/21	FY 2021/22	FY 2022/23	FY 2023/24	FY 2024/25	Future	Total
CAPITAL MISCELLANEOUS	40,000	-	-	-	-	-	-	40,000
CONSTRUCTION	10,000	-	-	-	-	-	-	10,000
Total:	**50,000**	**-**	**-**	**-**	**-**	**-**	**-**	**50,000**

III. Fund Summary

Fund Summary	Previous Years	FY 2020/21	FY 2021/22	FY 2022/23	FY 2023/24	FY 2024/25	Future	Total
187 HALF CENT TRANS. SURTAX COUNTY	50,000	-	-	-	-	-	-	50,000
Total:	**50,000**	**-**	**-**	**-**	**-**	**-**	**-**	**50,000**

MIAMIBEACH

CITY OF MIAMI BEACH
FY 2021 - 2025 Capital Budget and 5-Year Capital Improvement Plan

I. General

73RD STREET PROTECTED BIKE LANES **TRANSIT / TRANSPORTATION**

Project Number: 62717

Department: TRANSPORTATION

Location: NORTH BEACH

Description: Design and construction of protected/green bicycle lanes along 73rd Street from Dickens Avenue to the Beachwalk. This project connects various important landmarks in the North Shore Neighborhood, including North Shore Youth Center, Band Shell Park, and the Beachwalk. In addition, the project connects two existing bicycle facilities at Dickens Avenue and the Beachwalk. The project will be implemented as an interim project in advance of the North Shore Neighborhood Improvement Project.

Projected date range: 10/01/2015 to 12/31/2020

II. Cost Summary

Cost Summary	Previous Years	FY 2020/21	FY 2021/22	FY 2022/23	FY 2023/24	FY 2024/25	Future	Total
CONTRACTED SERVICES REPAIR	230,000	-	-	-	-	-	-	230,000
OIG FUNDING	1,000	-	-	-	-	-	-	1,000
OTHER CONTRACTUAL SERVICES	3,000	-	-	-	-	-	-	3,000
PROFESSIONAL SERVICES	5,000	-	-	-	-	-	-	5,000
Total:	**239,000**	**-**	**-**	**-**	**-**	**-**	**-**	**239,000**

III. Fund Summary

Fund Summary	Previous Years	FY 2020/21	FY 2021/22	FY 2022/23	FY 2023/24	FY 2024/25	Future	Total
187 HALF CENT TRANS. SURTAX COUNTY	239,000	-	-	-	-	-	-	239,000
Total:	**239,000**	**-**	**-**	**-**	**-**	**-**	**-**	**239,000**

MIAMIBEACH

CITY OF MIAMI BEACH
FY 2021 - 2025 Capital Budget and 5-Year Capital Improvement Plan

I. General

ADAPTIVE TRAFFIC SIGNAL CONTROLS **TRANSIT / TRANSPORTATION**

Project Number: 20018

Department: TRANSPORTATION

Location: MIDDLE BEACH

Description: The Miami-Dade County Department of Transportation and Public Works is in the process of renewing traffic signal controllers throughout the County. The City will work with Miami-Dade County to advance the installation of new controllers along selected corridors and activate the adaptive module to improve mobility and reduce congestion during off-peak hours. Corridors may include, but not be limited to: 41st Street, 5th Street, MacArthur Causeway and Alton Road.

Projected date range: 10/01/2025 to 12/31/2026

II. Cost Summary

Cost Summary	Previous Years	FY 2020/21	FY 2021/22	FY 2022/23	FY 2023/24	FY 2024/25	Future	Total
FUTURE	-	-	-	-	-	-	1,800,000	1,800,000
Total:	**-**	**-**	**-**	**-**	**-**	**-**	**1,800,000**	**1,800,000**

III. Fund Summary

Fund Summary	Previous Years	FY 2020/21	FY 2021/22	FY 2022/23	FY 2023/24	FY 2024/25	Future	Total
FUTURE	-	-	-	-	-	-	1,800,000	1,800,000
Total:	**-**	**-**	**-**	**-**	**-**	**-**	**1,800,000**	**1,800,000**

MIAMIBEACH

CITY OF MIAMI BEACH
FY 2021 - 2025 Capital Budget and 5-Year Capital Improvement Plan

I. General

ALTON RD & 16TH STREET INTERSECTION **TRANSIT / TRANSPORTATION**

Project Number: 23020

Department: TRANSPORTATION

Location: SOUTH BEACH

Description: The intersection of Alton Road and 16th Street is one of the principal intersections in the City. The corridor currently suffers congestion in the westbound direction due to the lane configuration. The Transportation Department has performed preliminary analyses to explore the feasibility of adding a left turn lane in the westbound direction. This modification would help support traffic demand due to existing and future land use in the area.

Projected date range: 10/01/2019 to 09/30/2021

II. Cost Summary

Cost Summary	Previous Years	FY 2020/21	FY 2021/22	FY 2022/23	FY 2023/24	FY 2024/25	Future	Total
DESIGN AND ENGINEERING	537,000	-	-	-	-	-	-	537,000
OIG FUNDING	3,000	-	-	-	-	-	-	3,000
Total:	**540,000**	**-**	**-**	**-**	**-**	**-**	**-**	**540,000**

III. Fund Summary

Fund Summary	Previous Years	FY 2020/21	FY 2021/22	FY 2022/23	FY 2023/24	FY 2024/25	Future	Total
171 LOCAL OPTION GAS TAX	540,000	-	-	-	-	-	-	540,000
Total:	**540,000**	**-**	**-**	**-**	**-**	**-**	**-**	**540,000**

MIAMIBEACH

CITY OF MIAMI BEACH
FY 2021 - 2025 Capital Budget and 5-Year Capital Improvement Plan

I. General

ALTON ROAD SHARED USE PATH PHASE II **TRANSIT / TRANSPORTATION**

Project Number:	21522
Department:	TRANSPORTATION
Location:	MIDDLE BEACH
Description:	Construction of the Alton Road Shared Use Path - Phase 2 between 43rd Street and Chase Avenue. This project is intended to be constructed concurrently with the FDOT Alton Road Reconstruction Project (FM 4291931) anticipated to begin in FY 2021.
Projected date range:	10/01/2025 to 12/31/2026

II. Cost Summary

Cost Summary	Previous Years	FY 2020/21	FY 2021/22	FY 2022/23	FY 2023/24	FY 2024/25	Future	Total
FUTURE	-	-	-	-	-	-	3,631,000	3,631,000
Total:	**-**	**-**	**-**	**-**	**-**	**-**	**3,631,000**	**3,631,000**

III. Fund Summary

Fund Summary	Previous Years	FY 2020/21	FY 2021/22	FY 2022/23	FY 2023/24	FY 2024/25	Future	Total
FUTURE	-	-	-	-	-	-	3,631,000	3,631,000
Total:	**-**	**-**	**-**	**-**	**-**	**-**	**3,631,000**	**3,631,000**

MIAMIBEACH

CITY OF MIAMI BEACH
FY 2021 - 2025 Capital Budget and 5-Year Capital Improvement Plan

I. General

BAY DRIVE NEIGHBORHOOD GREENWAY **TRANSIT / TRANSPORTATION**

Project Number:	60257
Department:	TRANSPORTATION
Location:	NORTH BEACH
Description:	Design and construction of a neighborhood greenway along Bay Drive on Normandy Island. The project will include speed calming features, landscaping, enhanced signage, and bicycle connections through existing cul-de-sacs.
Projected date range:	10/01/2016 to 12/31/2021

II. Cost Summary

Cost Summary	Previous Years	FY 2020/21	FY 2021/22	FY 2022/23	FY 2023/24	FY 2024/25	Future	Total
CONSTRUCTION	99,000	-	-	-	-	-	-	99,000
OIG FUNDING	1,000	-	-	-	-	-	-	1,000
Total:	**100,000**	**-**	**-**	**-**	**-**	**-**	**-**	**100,000**

III. Fund Summary

Fund Summary	Previous Years	FY 2020/21	FY 2021/22	FY 2022/23	FY 2023/24	FY 2024/25	Future	Total
384 2003 GO BONDS - NEIGHBORHOODS	100,000	-	-	-	-	-	-	100,000
Total:	**100,000**	**-**	**-**	**-**	**-**	**-**	**-**	**100,000**

MIAMIBEACH

CITY OF MIAMI BEACH
FY 2021 - 2025 Capital Budget and 5-Year Capital Improvement Plan

I. General

BAYSHORE NEIGH. TRAFFIC CALMING 1A **TRANSIT / TRANSPORTATION**

Project Number: 20118

Department: TRANSPORTATION

Location: MIDDLE BEACH

Description: In 2016, the City of Miami Beach Commission authorized staff collect traffic data in the Bayshore Neighborhood to determine if traffic calming was warranted. The data results revealed high traffic volumes and significant speeding along various residential and local collector roadways in the neighborhood. Based on the results, the staff recommended a phased implementation of traffic calming treatments consistent with the current Neighborhood Improvement Project in the area.

Projected date range: 10/01/2017 to 09/30/2022

II. Cost Summary

Cost Summary	Previous Years	FY 2020/21	FY 2021/22	FY 2022/23	FY 2023/24	FY 2024/25	Future	Total
OIG FUNDING	2,000	-	-	-	-	-	-	2,000
OTHER CONTRACTUAL SERVICES	376,075	-	-	-	-	-	-	376,075
Total:	**378,075**	**-**	**-**	**-**	**-**	**-**	**-**	**378,075**

III. Fund Summary

Fund Summary	Previous Years	FY 2020/21	FY 2021/22	FY 2022/23	FY 2023/24	FY 2024/25	Future	Total
106 TRANSPORTATON FUND 106	378,075	-	-	-	-	-	-	378,075
Total:	**378,075**	**-**	**-**	**-**	**-**	**-**	**-**	**378,075**

MIAMIBEACH

CITY OF MIAMI BEACH
FY 2021 - 2025 Capital Budget and 5-Year Capital Improvement Plan

I. General

BEACHWALK II **TRANSIT / TRANSPORTATION**

Project Number: 25410

Department: CAPITAL IMPROVEMENT PROGRAM

Location: SOUTH BEACH

Description: The Beachwalk II project will establish a southern link between Lummus Park and South Point Park. Beachwalk II will be a 0.6 mile path running North-South, west of the dune system and east of Ocean Drive. The project will include an extensive dune enhancement component including use of turtle friendly lighting, removal of invasives, planting of native plants, dune fill rope and post, and sand fencing. Additional objectives of the project includes physical improvements to support multimodal transportation, link bicycle and pedestrian destinations, increase pedestrian and bicycle safety, improve trail network connectivity, eliminate barriers that prevent bicycle trips, and develop future bikeway corridors. This is a component of a City-wide initiative to increase pedestrian and bicycle facilities. This project has $1,000,000 in TEP grant funds; $150,0000 for design received in 2005 with $850,000 encumbered by FDOT grant. Phase II of the project will commence in March of 2018 and will run from 3rd to 5th street.

Projected date range: 10/01/2015 to 12/31/2020

II. Cost Summary

Cost Summary	Previous Years	FY 2020/21	FY 2021/22	FY 2022/23	FY 2023/24	FY 2024/25	Future	Total
CONSTRUCTION	3,077,591	-	-	-	-	-	-	3,077,591
CONSTRUCTION MANAGEMENT	322,500	-	-	-	-	-	-	322,500
CONTINGENCY	43,085	-	-	-	-	-	-	43,085
DESIGN AND ENGINEERING	790,257	-	-	-	-	-	-	790,257
Total:	**4,233,433**	**-**	**-**	**-**	**-**	**-**	**-**	**4,233,433**

III. Fund Summary

Fund Summary	Previous Years	FY 2020/21	FY 2021/22	FY 2022/23	FY 2023/24	FY 2024/25	Future	Total
305 SB QUALITY OF LIFE REST.TAX 1%	500,000	-	-	-	-	-	-	500,000
379 SOUTH POINTE RDA	2,800,819	-	-	-	-	-	-	2,800,819
388 MDC CDT INTERLOCAL-CDT/RTX	799,400	-	-	-	-	-	-	799,400
389 SOUTH POINTE CAPITAL	133,214	-	-	-	-	-	-	133,214
Total:	**4,233,433**	**-**	**-**	**-**	**-**	**-**	**-**	**4,233,433**

MIAMIBEACH

CITY OF MIAMI BEACH
FY 2021 - 2025 Capital Budget and 5-Year Capital Improvement Plan

I. General

ENHANCED CROSSWALKS **TRANSIT / TRANSPORTATION**

Project Number: 22518

Department: TRANSPORTATION

Location: CITYWIDE

Description: Pedestrian Crosswalks meeting warrants for safety improvements will be enhanced with pavement marking improvements, enhanced/electronic signage, and In-Roadway Light Assemblies to increase driver compliance and pedestrian safety. The City will be analyzing West Avenue and 6th Street, West Avenue and 9th Street, West Avenue and 12th Street, West Avenue and 13th Street, Collins Avenue and 83rd Street, 77th Street and Byron Avenue, North Michigan Avenue and 43rd Street to implemented the warranted pedestrian enhancements.

Projected date range: 10/01/2017 to 01/31/2021

II. Cost Summary

Cost Summary	Previous Years	FY 2020/21	FY 2021/22	FY 2022/23	FY 2023/24	FY 2024/25	Future	Total
ARCHITECT AND ENGINEERING	80,000	-	-	-	-	-	-	80,000
CONSTRUCTION	398,000	-	-	-	-	-	-	398,000
OIG FUNDING	2,000	-	-	-	-	-	-	2,000
Total:	**480,000**	**-**	**-**	**-**	**-**	**-**	**-**	**480,000**

III. Fund Summary

Fund Summary	Previous Years	FY 2020/21	FY 2021/22	FY 2022/23	FY 2023/24	FY 2024/25	Future	Total
187 HALF CENT TRANS. SURTAX COUNTY	480,000	-	-	-	-	-	-	480,000
Total:	**480,000**	**-**	**-**	**-**	**-**	**-**	**-**	**480,000**

MIAMIBEACH

CITY OF MIAMI BEACH
FY 2021 - 2025 Capital Budget and 5-Year Capital Improvement Plan

I. General

ENTRANCE SIGNS TO NORTH BEACH **TRANSIT / TRANSPORTATION**

Project Number: 64190

Department: TRANSPORTATION

Location: NORTH BEACH

Description: Project includes City entrances signage and related features at entrances to the City in North Beach at Harding and 87th Street and at 71st Street at the eastern base of the JFK Causeway Bridge, as well as a North Beach entrance feature to be located in the area of 63rd Street and Indian Creek Drive. The signs will be designed to be iconic features for North Beach and the City that will be compatible with the North Beach branding theme and give North Beach a distinct identity.

Projected date range: 10/01/2015 to 12/31/2022

II. Cost Summary

Cost Summary	Previous Years	FY 2020/21	FY 2021/22	FY 2022/23	FY 2023/24	FY 2024/25	Future	Total
CONSTRUCTION	199,463	(199,463)	-	-	-	-	-	-
CONTRACTED SERVICES REPAIR	453,500	(445,970)	691,000	-	-	-	-	698,530
FURNITURE, FIXTURES, EQUIPMENT	7,500	-	-	-	-	-	-	7,500
LAND ACQUISITION	25,537	(67)	-	-	-	-	-	25,470
OIG FUNDING	3,000	(3,000)	-	-	-	-	-	-
PROFESSIONAL SERVICES	60,000	(42,500)	-	-	-	-	-	17,500
Total:	**749,000**	**(691,000)**	**691,000**	**-**	**-**	**-**	**-**	**749,000**

III. Fund Summary

Fund Summary	Previous Years	FY 2020/21	FY 2021/22	FY 2022/23	FY 2023/24	FY 2024/25	Future	Total
307 NB QUAL OF LIFE RESORT TAX 1%	749,000	(691,000)	691,000	-	-	-	-	749,000
Total:	**749,000**	**(691,000)**	**691,000**	**-**	**-**	**-**	**-**	**749,000**

MIAMIBEACH

CITY OF MIAMI BEACH
FY 2021 - 2025 Capital Budget and 5-Year Capital Improvement Plan

I. General

EUCLID AVE. - FROM 17TH ST & 5TH ST **TRANSIT / TRANSPORTATION**

Project Number: 27940

Department: CAPITAL IMPROVEMENT PROGRAM

Location: SOUTH BEACH

Description: Euclid Avenue is one of the most popular bicycle routes in Miami Beach. Making it as safe as possible, and attracting even more people to ride on this street is one of the best opportunities the City has to encourage a robust bicycle network. Initially, a parking protected bicycle facility should be installed along Euclid. This facility would form part of a larger network of protected bicycle facilities around Miami Beach. The protected bike lanes would consist of a 5' bike lane with a 2' buffer between the bike lane and the on-street parking area. The bike lane would be next to the curb. This project will also consist on painting green the existing bike lanes on Euclid Avenue from 5th Street to 16th Street. Colored pavement within a bicycle lane increases the visibility of the facility, identifies potential areas of conflict, and reinforces priority to bicyclists in conflict areas as well as in areas with pressure for illegal parking. Colored pavement can be utilized either as a corridor treatment along the length of a bike lane or protected bike lane, or as a spot treatment, such as a bike box, conflict area, or intersection crossing marking. Color can be applied along the entire length of bike lane or protected lane to increase the overall visibility of the facility. Consistent application of color across a bikeway corridor is important to promote clear understanding for all road users.

Projected date range: 10/01/2015 to 12/31/2020

II. Cost Summary

Cost Summary	Previous Years	FY 2020/21	FY 2021/22	FY 2022/23	FY 2023/24	FY 2024/25	Future	Total
CAPITAL MISCELLANEOUS	4,490	-	-	-	-	-	-	4,490
CONSTRUCTION	386,201	-	-	-	-	-	-	386,201
CONSTRUCTION MANAGEMENT	15,128	-	-	-	-	-	-	15,128
DESIGN AND ENGINEERING	62,181	-	-	-	-	-	-	62,181
OIG FUNDING	2,000	-	-	-	-	-	-	2,000
Total:	**470,000**	**-**	**-**	**-**	**-**	**-**	**-**	**470,000**

III. Fund Summary

Fund Summary	Previous Years	FY 2020/21	FY 2021/22	FY 2022/23	FY 2023/24	FY 2024/25	Future	Total
187 HALF CENT TRANS. SURTAX COUNTY	470,000	-	-	-	-	-	-	470,000
Total:	**470,000**	**-**	**-**	**-**	**-**	**-**	**-**	**470,000**

MIAMIBEACH

CITY OF MIAMI BEACH
FY 2021 - 2025 Capital Budget and 5-Year Capital Improvement Plan

I. General

GO#42: TRAFFIC CALMING **TRANSIT / TRANSPORTATION**

Project Number: 68419

Department: TRANSPORTATION

Location: CITYWIDE

Description: Implement various traffic calming features in neighborhoods with heavy traffic and frequent speeding incidents such as: Nautilus, Bayshore, Normandy Isle, and Palm View. Include traffic circles, speed humps, designated bike lanes and reduced speed limit signage.

Projected date range: 02/13/2019 to 09/30/2022

II. Cost Summary

Cost Summary	Previous Years	FY 2020/21	FY 2021/22	FY 2022/23	FY 2023/24	FY 2024/25	Future	Total
CONSTRUCTION MANAGEMENT	68,259	-	-	-	-	-	-	68,259
CONTRACTED SERVICES REPAIR	1,044,302	-	500,000	-	-	-	-	1,544,302
OIG FUNDING	4,000	-	-	-	-	-	-	4,000
PROFESSIONAL SERVICES	360,639	-	-	-	-	-	-	360,639
PROGRAM MANAGEMENT	22,800	-	-	-	-	-	-	22,800
Total:	**1,500,000**	**-**	**500,000**	**-**	**-**	**-**	**-**	**2,000,000**

III. Fund Summary

Fund Summary	Previous Years	FY 2020/21	FY 2021/22	FY 2022/23	FY 2023/24	FY 2024/25	Future	Total
393 2019 GO BONDS- NEIGHBORHOODS	1,500,000	-	-	-	-	-	-	1,500,000
FGO NEIGH FUTURE G.O. BONDS NEIGHBORHOOD	-	-	500,000	-	-	-	-	500,000
Total:	**1,500,000**	**-**	**500,000**	**-**	**-**	**-**	**-**	**2,000,000**

MIAMIBEACH

CITY OF MIAMI BEACH
FY 2021 - 2025 Capital Budget and 5-Year Capital Improvement Plan

I. General

GO#43: BIKE LANES & SHARED USE PATH **TRANSIT / TRANSPORTATION**

Project Number: 68619

Department: TRANSPORTATION

Location: CITYWIDE

Description: Improve citywide public safety and mobility by designing protected bicycle lanes and shared-use paths for: Chase Avenue from Alton Road to 34th Street, 23rd Street, and 63rd Street.

Projected date range: 02/13/2019 to 09/30/2025

II. Cost Summary

Cost Summary	Previous Years	FY 2020/21	FY 2021/22	FY 2022/23	FY 2023/24	FY 2024/25	Future	Total
CONSTRUCTION MANAGEMENT	117,000	-	-	-	-	-	-	117,000
CONTRACTED SERVICES REPAIR	1,827,584	-	1,200,000	-	-	1,300,000	-	4,327,584
OIG FUNDING	11,000	-	-	-	-	-	-	11,000
PROFESSIONAL SERVICES	506,416	-	-	-	-	-	-	506,416
PROGRAM MANAGEMENT	38,000	-	-	-	-	-	-	38,000
Total:	**2,500,000**	**-**	**1,200,000**	**-**	**-**	**1,300,000**	**-**	**5,000,000**

III. Fund Summary

Fund Summary	Previous Years	FY 2020/21	FY 2021/22	FY 2022/23	FY 2023/24	FY 2024/25	Future	Total
393 2019 GO BONDS- NEIGHBORHOODS	2,500,000	-	-	-	-	-	-	2,500,000
FGO NEIGH FUTURE G.O. BONDS NEIGHBORHOOD	-	-	1,200,000	-	-	1,300,000	-	2,500,000
Total:	**2,500,000**	**-**	**1,200,000**	**-**	**-**	**1,300,000**	**-**	**5,000,000**

MIAMIBEACH

CITY OF MIAMI BEACH
FY 2021 - 2025 Capital Budget and 5-Year Capital Improvement Plan

I. General

INTELLIGENT TRANSPORT SYSTEM **TRANSIT / TRANSPORTATION**

Project Number: 28080

Department: TRANSPORTATION

Location: CITYWIDE

Description: In 2015, the City engaged a program manager to develop the Project Plan, Concept of Operation, Project System and Engineering Management Plan, and procurement documents for the citywide implementation of Intelligent Transportation System and Smart Parking Systems. The project consists of the installation oftraffic monitoring cameras, travel time data collector, dynamic message signs, parking capacity detectors, and a state of- the-art Transportation Management Center to monitor and manage traffic conditions in the City. Based on the data collected, meetings with regional agencies, internal meetings, and budget availability, the Program Manager developed an implementation phasing plan consisting of the following phases:
- Phase 1: MacArthur Causeway, Julia Tuttle Causeway, Alton Road (5th Street to 41st Street), Dade Boulevard (Alton Road to 23rd Street, 17th Street (Venetian Causeway to Collins Avenue)
- Phase 2: 5th Street (MacArthur Causeway to Collins Avenue), 41st Street (Alton Road to Collins Avenue), Washington Avenue (5th Street to Dade Boulevard)
- Phase 3: (Collins Avenue 23rd Street to 44th Street), Indian Creek Drive/ Collins Avenue (44th Street to City Limits), Alton Road (41st Street to 63rd Street)- $2,473,353
- Phase 4: Indian Creek Drive (26th Street to 44th Street), Collins Avenue (5th Street to 23rd Street)- $368,514
- Phase 5: 71st Street/Normandy Drive (City Limits to Collins Avenue), Harding Avenue/Abbott Avenue (67th Street to City Limit) $892,385
- Phase 6: West Avenue (5th Street to Dade Boulevard), Meridian Avenue (5th Street to Dade Boulevard) $701,531

In addition, this project will include Smart Parking devices for all garages in the City and all public parking lots with a capacity of more than 35 parking spaces. A Two-Phase Design, Build, Operation, and Maintenance request for proposal was advertised in September 2016 and project will be kicking off in 2017. This Capital Budget request would address Design and Construction for Phase 3 of the project.

Projected date range: 10/01/2015 to 09/30/2023

II. Cost Summary

Cost Summary	Previous Years	FY 2020/21	FY 2021/22	FY 2022/23	FY 2023/24	FY 2024/25	Future	Total
ARCHITECT AND ENGINEERING	310,409	-	-	-	-	-	-	310,409
CONSTRUCTION	16,197,280	-	-	-	-	-	-	16,197,280
CONTINGENCY	464,000	-	-	-	-	-	-	464,000
PROGRAM MANAGEMENT	1,804,571	-	-	-	-	-	-	1,804,571
Total:	**18,776,260**	**-**	**-**	**-**	**-**	**-**	**-**	**18,776,260**

MIAMIBEACH

CITY OF MIAMI BEACH
FY 2021 - 2025 Capital Budget and 5-Year Capital Improvement Plan

III. Fund Summary

Fund Summary	Previous Years	FY 2020/21	FY 2021/22	FY 2022/23	FY 2023/24	FY 2024/25	Future	Total
155 FEES IN LIEU OF PARKING	3,192,028	-	-	-	-	-	-	3,192,028
158 CONCURRENCY MITIGATION FUND	11,063,972	(741,000)	-	-	-	-	-	10,322,972
187 HALF CENT TRANS. SURTAX COUNTY	2,020,260	741,000	-	-	-	-	-	2,761,260
480 PARKING OPERATIONS FUND	2,500,000	-	-	-	-	-	-	2,500,000
Total:	**18,776,260**	**-**	**-**	**-**	**-**	**-**	**-**	**18,776,260**

MIAMIBEACH

CITY OF MIAMI BEACH
FY 2021 - 2025 Capital Budget and 5-Year Capital Improvement Plan

I. General

JEFFERSON AVE & 15TH ST BEACONS **TRANSIT / TRANSPORTATION**

Project Number:	65518
Department:	TRANSPORTATION
Location:	SOUTH BEACH
Description:	Jefferson avenue and 15th street pedestrian flashing beacons
Projected date range:	10/01/2019 to 09/30/2021

II. Cost Summary

Cost Summary	Previous Years	FY 2020/21	FY 2021/22	FY 2022/23	FY 2023/24	FY 2024/25	Future	Total
EQUIPMENT	74,200	-	-	-	-	-	-	74,200
Total:	**74,200**	**-**	**-**	**-**	**-**	**-**	**-**	**74,200**

III. Fund Summary

Fund Summary	Previous Years	FY 2020/21	FY 2021/22	FY 2022/23	FY 2023/24	FY 2024/25	Future	Total
187 HALF CENT TRANS. SURTAX COUNTY	74,200	-	-	-	-	-	-	74,200
Total:	**74,200**	**-**	**-**	**-**	**-**	**-**	**-**	**74,200**

MIAMIBEACH

CITY OF MIAMI BEACH
FY 2021 - 2025 Capital Budget and 5-Year Capital Improvement Plan

I. General

JULIA TURLE ENTRANCE SIGN **TRANSIT / TRANSPORTATION**

Project Number:	20521
Department:	PROPERTY MANAGEMENT
Location:	MIDDLE BEACH
Description:	Revise the concept and design of the Julia Tuttle entrance sign in line with the vision of the 41st master vision plan. The project consists of design and construction of a new Julia Tuttle Entrance Sign to Miami Beach.
Projected date range:	10/01/2021 to 12/31/2022

II. Cost Summary

Cost Summary	Previous Years	FY 2020/21	FY 2021/22	FY 2022/23	FY 2023/24	FY 2024/25	Future	Total
CONSTRUCTION	-	-	275,000	-	-	-	-	275,000
Total:	**-**	**-**	**275,000**	**-**	**-**	**-**	**-**	**275,000**

III. Fund Summary

Fund Summary	Previous Years	FY 2020/21	FY 2021/22	FY 2022/23	FY 2023/24	FY 2024/25	Future	Total
306 MB QUALITY OF LIFE RESO.TX 1%	-	-	275,000	-	-	-	-	275,000
Total:	**-**	**-**	**275,000**	**-**	**-**	**-**	**-**	**275,000**

MIAMIBEACH

CITY OF MIAMI BEACH
FY 2021 - 2025 Capital Budget and 5-Year Capital Improvement Plan

I. General

LA GORCE / PINE TREE DR BIKE LANES **TRANSIT / TRANSPORTATION**

Project Number: 20620

Department: TRANSPORTATION

Location: MIDDLE BEACH

Description: Design and construction of Protected Bicycle Lanes along Pine Tree Drive and LaGorce Drive between 23rd Street and 63rd Street. The project includes various geometric and signalization modifications required to implement the bicycle lane. Given that Pine Tree Drive and LaGorce Drive are County Roads, the City will need to coordinate with the Miami-Dade County Department of Transportation and Public Works.

Projected date range: 10/01/2021 to 12/31/2024

II. Cost Summary

Cost Summary	Previous Years	FY 2020/21	FY 2021/22	FY 2022/23	FY 2023/24	FY 2024/25	Future	Total
CONSTRUCTION	-	-	300,000	-	1,500,000	-	-	1,800,000
Total:	**-**	**-**	**300,000**	**-**	**1,500,000**	**-**	**-**	**1,800,000**

III. Fund Summary

Fund Summary	Previous Years	FY 2020/21	FY 2021/22	FY 2022/23	FY 2023/24	FY 2024/25	Future	Total
106 TRANSPORTATON FUND 106	-	-	300,000	-	1,500,000	-	-	1,800,000
Total:	**-**	**-**	**300,000**	**-**	**1,500,000**	**-**	**-**	**1,800,000**

MIAMIBEACH

CITY OF MIAMI BEACH
FY 2021 - 2025 Capital Budget and 5-Year Capital Improvement Plan

I. General

MERIDIAN AVENUE BICYCLE LANES **TRANSIT / TRANSPORTATION**

Project Number:	62517
Department:	TRANSPORTATION
Location:	SOUTH BEACH
Description:	Design and construction of a Protected Bicycle Lane along Meridian Avenue between 17th Street and Dade Boulevard to connect to the shared use path along Meridian Avenue adjacent to the Miami Beach Golf course and connecting to a future path adjacent to the future Banyan Park.
Projected date range:	10/01/2017 to 12/31/2020

II. Cost Summary

Cost Summary	Previous Years	FY 2020/21	FY 2021/22	FY 2022/23	FY 2023/24	FY 2024/25	Future	Total
CONTRACTED SERVICES REPAIR	249,000	-	-	-	-	-	-	249,000
OIG FUNDING	1,000	-	-	-	-	-	-	1,000
Total:	**250,000**	**-**	**-**	**-**	**-**	**-**	**-**	**250,000**

III. Fund Summary

Fund Summary	Previous Years	FY 2020/21	FY 2021/22	FY 2022/23	FY 2023/24	FY 2024/25	Future	Total
187 HALF CENT TRANS. SURTAX COUNTY	250,000	-	-	-	-	-	-	250,000
Total:	**250,000**	**-**	**-**	**-**	**-**	**-**	**-**	**250,000**

MIAMIBEACH

CITY OF MIAMI BEACH
FY 2021 - 2025 Capital Budget and 5-Year Capital Improvement Plan

I. General

MERIDIAN AVENUE PEDESTRIAN CROSSING **TRANSIT / TRANSPORTATION**

Project Number: 21419

Department: TRANSPORTATION

Location: SOUTH BEACH

Description: In response to various safety concerns identified along Meridian Avenue between 17th Street and Dade Boulevard, the City performed a warrant analysis for the implementation of a mid-block traffic signal to facilitate pedestrians who wish to safely cross Meridian Avenue. Furthermore, the implementation of this signal is consistent with the City's plans of constructing a Park at the former P-Lot site. This funding will be utilized to Design and Construct a Mid-Block Signal along Meridian Avenue between 18th Street and 19th Street.

Projected date range: 10/01/2018 to 12/31/2020

II. Cost Summary

Cost Summary	Previous Years	FY 2020/21	FY 2021/22	FY 2022/23	FY 2023/24	FY 2024/25	Future	Total
CONSTRUCTION	408,000	-	-	-	-	-	-	408,000
OIG FUNDING	2,000	-	-	-	-	-	-	2,000
Total:	**410,000**	**-**	**-**	**-**	**-**	**-**	**-**	**410,000**

III. Fund Summary

Fund Summary	Previous Years	FY 2020/21	FY 2021/22	FY 2022/23	FY 2023/24	FY 2024/25	Future	Total
187 HALF CENT TRANS. SURTAX COUNTY	410,000	-	-	-	-	-	-	410,000
Total:	**410,000**	**-**	**-**	**-**	**-**	**-**	**-**	**410,000**

MIAMIBEACH

CITY OF MIAMI BEACH
FY 2021 - 2025 Capital Budget and 5-Year Capital Improvement Plan

I. General

NAUTILUS TRAFFIC CALMING PHASE I **TRANSIT / TRANSPORTATION**

Project Number: 20218

Department: TRANSPORTATION

Location: MIDDLE BEACH

Description: In 2016, the City of Miami Beach Commission authorized staff to engage a consultant ot review the traffic circulation, speed, and cut-through traffic in the Nautilus Neighborhood. Following extensive analysis, the City's consultant provided recommendations to improve safety and livability in the neighborhood. These recommendations were approved by the Neighborhood Homeowners Association and endorsed by the City Commission. These improvements will be implemented in a phased approach. Phase I includes the implementation of various demonstration projects, speed tables, and the implementation of green bicycle lanes along Meridian Avenue.

Projected date range: 10/01/2017 to 09/30/2021

II. Cost Summary

Cost Summary	Previous Years	FY 2020/21	FY 2021/22	FY 2022/23	FY 2023/24	FY 2024/25	Future	Total
OIG FUNDING	1,000	-	-	-	-	-	-	1,000
OTHER CONTRACTUAL SERVICES	354,500	-	-	-	-	-	-	354,500
Total:	**355,500**	**-**	**-**	**-**	**-**	**-**	**-**	**355,500**

III. Fund Summary

Fund Summary	Previous Years	FY 2020/21	FY 2021/22	FY 2022/23	FY 2023/24	FY 2024/25	Future	Total
106 TRANSPORTATON FUND 106	355,500	-	-	-	-	-	-	355,500
Total:	**355,500**	**-**	**-**	**-**	**-**	**-**	**-**	**355,500**

MIAMIBEACH

CITY OF MIAMI BEACH
FY 2021 - 2025 Capital Budget and 5-Year Capital Improvement Plan

I. General

NEW BUS SHELTER DESIGNS **TRANSIT / TRANSPORTATION**

Project Number: 20617

Department: TRANSPORTATION

Location: CITYWIDE

Description: The City is seeking to adopt a new bus shelter design that will enhance the transit experience and improve the quality of transit service in the City. The new bus shelter design is intended to be of an iconic nature and incorporate features enhancing the transit experience of passengers, including innovative designs and technology, as well as to enable for installation of bus shelters at more bus stops with high transit ridership. Four (4) shelter design types are being developed by the ACAI/Pininfarina design team: 1) Enhanced shelter (robust shelter for installation at major transfer points with high number of users}; 2) Standard shelter; 3) Minimal shelter (for installation at locations with limited right of-way width, low ridership, or adjacent to single family residential areas); and 4) Temporary shelter (Low-cost installation for temporary use at locations affected by construction). A contract for design services were executed on July 19, 2017 and the design effort commenced on October 4, 2017. The design effort includes development of 100% final engineering plans, specifications, and construction cost estimates. Once the design process is completed, the City will subsequently procure a new contract to manufacture, install, operate, and maintain the new bus shelters in the City, including advertising component.

Projected date range: 10/01/2016 to 03/31/2021

II. Cost Summary

Cost Summary	Previous Years	FY 2020/21	FY 2021/22	FY 2022/23	FY 2023/24	FY 2024/25	Future	Total
DESIGN AND ENGINEERING	504,251	-	-	-	-	-	-	504,251
Total:	**504,251**	**-**	**-**	**-**	**-**	**-**	**-**	**504,251**

III. Fund Summary

Fund Summary	Previous Years	FY 2020/21	FY 2021/22	FY 2022/23	FY 2023/24	FY 2024/25	Future	Total
106 TRANSPORTATON FUND 106	504,251	-	-	-	-	-	-	504,251
Total:	**504,251**	**-**	**-**	**-**	**-**	**-**	**-**	**504,251**

MIAMIBEACH

CITY OF MIAMI BEACH
FY 2021 - 2025 Capital Budget and 5-Year Capital Improvement Plan

I. General

NORTH BEACH GREENWAYS PHASE I **TRANSIT / TRANSPORTATION**

Project Number: 69820

Department: TRANSPORTATION

Location: NORTH BEACH

Description: The Transportation Master Plan and North Beach Master Plan identified the implementation of Neighborhood Greenways as a measure to increase the viability of walking and bicycling as primary methods of transportation. The North Beach Neighborhood Greenways 1Project consists of implementing the design and implementation of the quick-build alternatives (Shadows and Landscaping) along 85th Street, 81st Street, 82nd Street, and Byron Avenue. Further, the Neighborhood Greenways 1 project includes funding for design of the future phases of the project.

Projected date range: 10/01/2019 to 09/30/2021

II. Cost Summary

Cost Summary	Previous Years	FY 2020/21	FY 2021/22	FY 2022/23	FY 2023/24	FY 2024/25	Future	Total
CONSTRUCTION MANAGEMENT	-	30,000	-	-	-	-	-	30,000
CONTINGENCY	-	114,230	-	-	-	-	-	114,230
CONTRACTED SERVICES REPAIR	446,625	(446,625)	-	-	-	-	-	-
OIG FUNDING	2,000	232	-	-	-	-	-	2,232
OTHER CONTRACTUAL SERVICES	-	302,163	-	-	-	-	-	302,163
Total:	**448,625**	**-**	**-**	**-**	**-**	**-**	**-**	**448,625**

III. Fund Summary

Fund Summary	Previous Years	FY 2020/21	FY 2021/22	FY 2022/23	FY 2023/24	FY 2024/25	Future	Total
106 TRANSPORTATON FUND 106	448,625	(448,625)	-	-	-	-	-	-
158 CONCURRENCY MITIGATION FUND	-	448,625	-	-	-	-	-	448,625
Total:	**448,625**	**-**	**-**	**-**	**-**	**-**	**-**	**448,625**

MIAMIBEACH

CITY OF MIAMI BEACH
FY 2021 - 2025 Capital Budget and 5-Year Capital Improvement Plan

I. General

NORTH BEACH GREENWAYS- PHASE II **TRANSIT / TRANSPORTATION**

Project Number: 62521

Department: TRANSPORTATION

Location: NORTH BEACH

Description: The Transportation Master Plan and North Beach Master Plan identified the implementation of Neighborhood Greenways as a measure to increase the viability of walking and bicycling as primary methods of transportation. The North Beach Neighborhood Greenways 2 Project consists of curb alignment modifications to enhance the sidewalks with shade trees on 85th Street, 82nd Street, and 81st Street west of the Tatum Waterway.

Projected date range: 10/01/2020 to 09/30/2022

II. Cost Summary

Cost Summary	Previous Years	FY 2020/21	FY 2021/22	FY 2022/23	FY 2023/24	FY 2024/25	Future	Total
CONSTRUCTION MANAGEMENT	-	30,000	-	-	-	-	-	30,000
CONTINGENCY	-	114,230	-	-	-	-	-	114,230
OIG FUNDING	-	3,021	-	-	-	-	-	3,021
OTHER CONTRACTUAL SERVICES	-	456,979	-	-	-	-	-	456,979
Total:	**-**	**604,230**	**-**	**-**	**-**	**-**	**-**	**604,230**

III. Fund Summary

Fund Summary	Previous Years	FY 2020/21	FY 2021/22	FY 2022/23	FY 2023/24	FY 2024/25	Future	Total
158 CONCURRENCY MITIGATION FUND	-	604,230	-	-	-	-	-	604,230
Total:	**-**	**604,230**	**-**	**-**	**-**	**-**	**-**	**604,230**

MIAMIBEACH

CITY OF MIAMI BEACH
FY 2021 - 2025 Capital Budget and 5-Year Capital Improvement Plan

I. General

NORTH BEACH GREENWAYS PHASE III **TRANSIT / TRANSPORTATION**

Project Number: 60222

Department: TRANSPORTATION

Location: NORTH BEACH

Description: The Transportation Master Plan and North Beach Master Plan identified the implementation of Neighborhood Greenways as a measure to increase the viability of walking and bicycling as primary methods of transportation. The North Beach Neighborhood Greenways 3 Project includes the implementation of bi-directional buffered bicycle lanes on 85th Street, 81st Street, and Byron Avenue. In addition, the project includes the modification to traffic flow along Tatum Waterway from 77th Street to 81st Street and the implementation of a protected bicycle lane and landscaping.

Projected date range: 10/01/2021 to 09/30/2023

II. Cost Summary

Cost Summary	Previous Years	FY 2020/21	FY 2021/22	FY 2022/23	FY 2023/24	FY 2024/25	Future	Total
CONSTRUCTION	-	-	1,170,220	-	-	-	-	1,170,220
Total:	**-**	**-**	**1,170,220**	**-**	**-**	**-**	**-**	**1,170,220**

III. Fund Summary

Fund Summary	Previous Years	FY 2020/21	FY 2021/22	FY 2022/23	FY 2023/24	FY 2024/25	Future	Total
106 TRANSPORTATON FUND 106	-	-	1,170,220	-	-	-	-	1,170,220
Total:	**-**	**-**	**1,170,220**	**-**	**-**	**-**	**-**	**1,170,220**

MIAMIBEACH

CITY OF MIAMI BEACH
FY 2021 - 2025 Capital Budget and 5-Year Capital Improvement Plan

I. General

PINE TREE DRIVE AND 46TH STREET **TRANSIT / TRANSPORTATION**

Project Number: 65221

Department: TRANSPORTATION

Location: MIDDLE BEACH

Description: Implementation of a roundabout at the intersection of Pine Tree Drive and 46th Street to improve safety and calm speed along the Pine Tree Drive. The intersection has had approximately 22 crashes in the north south direction related to speed. The City has been working with Miami-Dade County Department of Transportation and Public Works and County Commissioner Heyman's office to implement the roundabout. The project would be a joint participation project but construction would be managed by the City of Miami Beach.

Projected date range: 10/01/2020 to 09/30/2021

II. Cost Summary

Cost Summary	Previous Years	FY 2020/21	FY 2021/22	FY 2022/23	FY 2023/24	FY 2024/25	Future	Total
ARCHITECT AND ENGINEERING	-	66,661	-	-	-	-	-	66,661
CONSTRUCTION	-	449,690	-	-	-	-	-	449,690
CONSTRUCTION MANAGEMENT	-	25,000	-	-	-	-	-	25,000
CONTINGENCY	-	61,832	-	-	-	-	-	61,832
OIG FUNDING	-	420	-	-	-	-	-	420
Total:	**-**	**603,603**	**-**	**-**	**-**	**-**	**-**	**603,603**

III. Fund Summary

Fund Summary	Previous Years	FY 2020/21	FY 2021/22	FY 2022/23	FY 2023/24	FY 2024/25	Future	Total
158 CONCURRENCY MITIGATION FUND	-	603,603	-	-	-	-	-	603,603
Total:	**-**	**603,603**	**-**	**-**	**-**	**-**	**-**	**603,603**

MIAMIBEACH

CITY OF MIAMI BEACH
FY 2021 - 2025 Capital Budget and 5-Year Capital Improvement Plan

I. General

PRAIRIE AVE - 28TH TO 44TH ST.PAINT **TRANSIT / TRANSPORTATION**

Project Number: 27900

Department: TRANSPORTATION

Location: MIDDLE BEACH

Description: This project will consist of painting green the existing bike lanes on Prairie Avenue from 28th Street to 44th Street. Colored pavement within a bicycle lane increases the visibility of the facility, identifies potential areas of conflict, and reinforces priority to bicyclists in conflict areas as well as in areas with pressure for illegal parking. Color will be applied along the entire length of bike lane or protected lane to increase the overall visibility of the facility. Consistent application of color across a bikeway corridor is important to promote clear understanding for all road users.

Projected date range: 10/01/2015 to 09/30/2021

II. Cost Summary

Cost Summary	Previous Years	FY 2020/21	FY 2021/22	FY 2022/23	FY 2023/24	FY 2024/25	Future	Total
CAPITAL MISCELLANEOUS	27,000	-	-	-	-	-	-	27,000
CONSTRUCTION	266,000	-	-	-	-	-	-	266,000
OIG FUNDING	1,000	-	-	-	-	-	-	1,000
Total:	**294,000**	**-**	**-**	**-**	**-**	**-**	**-**	**294,000**

III. Fund Summary

Fund Summary	Previous Years	FY 2020/21	FY 2021/22	FY 2022/23	FY 2023/24	FY 2024/25	Future	Total
187 HALF CENT TRANS. SURTAX COUNTY	294,000	-	-	-	-	-	-	294,000
Total:	**294,000**	**-**	**-**	**-**	**-**	**-**	**-**	**294,000**

MIAMIBEACH

CITY OF MIAMI BEACH
FY 2021 - 2025 Capital Budget and 5-Year Capital Improvement Plan

I. General

PRAIRIE AVENUE AND 44TH STREET/CHAS **TRANSIT / TRANSPORTATION**

Project Number: 65321

Department: TRANSPORTATION

Location: MIDDLE BEACH

Description: Planning, Design and construction of a new traffic circle for the intersection of Prairie Avenue and 44th Street/Chase Avenue. The project was endorsed by the Neighborhood and Quality of Life Committee at the February 3, 2020 meeting as a mitigation measure to speeding at the intersection. The traffic circle will also allow the implementation of crosswalks on all legs of the intersection to be better connect pedestrians to Muss Park and North Beach Elementary.

Projected date range: 10/01/2020 to 12/31/2022

II. Cost Summary

Cost Summary	Previous Years	FY 2020/21	FY 2021/22	FY 2022/23	FY 2023/24	FY 2024/25	Future	Total
CONTRACTED SERVICES REPAIR	-	84,000	519,183	-	-	-	-	603,183
OIG FUNDING	-	420	-	-	-	-	-	420
Total:	**-**	**84,420**	**519,183**	**-**	**-**	**-**	**-**	**603,603**

III. Fund Summary

Fund Summary	Previous Years	FY 2020/21	FY 2021/22	FY 2022/23	FY 2023/24	FY 2024/25	Future	Total
187 HALF CENT TRANS. SURTAX COUNTY	-	84,420	519,183	-	-	-	-	603,603
Total:	**-**	**84,420**	**519,183**	**-**	**-**	**-**	**-**	**603,603**

MIAMIBEACH

CITY OF MIAMI BEACH
FY 2021 - 2025 Capital Budget and 5-Year Capital Improvement Plan

I. General

PROTECTED BICYCLE LANES **TRANSIT / TRANSPORTATION**

Project Number: 21024

Department: TRANSPORTATION

Location: CITYWIDE

Description: Given the limited capacity of City roadways to support traffic demand and the safety concerns with bicycle transportation, creating a robust bicycle network in the City has been prioritized. Protected bicycle lanes can include striped buffers, physical separation from parked vehicles, and 4 to 5 foot bicycle lanes. The areas identified below address existing gaps by providing facilities that are comfortable and safe to ride or walk.
Shared Use Paths: Chase Avenue
Protected Bicycle Lanes: 23rd Street, Alton Road, 63rd Street, and other bicycle lane improvements

Projected date range: 10/01/2022 to 09/30/2026

II. Cost Summary

Cost Summary	Previous Years	FY 2020/21	FY 2021/22	FY 2022/23	FY 2023/24	FY 2024/25	Future	Total
CONSTRUCTION	-	-	-	-	-	1,980,000	-	1,980,000
DESIGN AND ENGINEERING	-	-	-	117,659	-	-	-	117,659
Total:	**-**	**-**	**-**	**117,659**	**-**	**1,980,000**	**-**	**2,097,659**

III. Fund Summary

Fund Summary	Previous Years	FY 2020/21	FY 2021/22	FY 2022/23	FY 2023/24	FY 2024/25	Future	Total
171 LOCAL OPTION GAS TAX	-	-	-	117,659	-	1,980,000	-	2,097,659
Total:	**-**	**-**	**-**	**117,659**	**-**	**1,980,000**	**-**	**2,097,659**

MIAMIBEACH

CITY OF MIAMI BEACH
FY 2021 - 2025 Capital Budget and 5-Year Capital Improvement Plan

I. General

PROTECTED BIKE LANES **TRANSIT / TRANSPORTATION**

Project Number: 21014

Department: TRANSPORTATION

Location: CITYWIDE

Description: Given the limited capacity of City roadways to support traffic demand and the safety concerns with bicycle transportation, creating a robust bicycle network in the City has been prioritized. Protected bicycle lanes can include striped buffers, physical separation from parked vehicles, and 4 to 5 foot bicycle lanes. The areas identified below address existing gaps by providing facilities that are comfortable and safe to ride or walk.
Shared Use Paths: Chase Avenue
Protected Bicycle Lanes: 23rd Street, Alton Road, 63rd Street, and other bicycle lane improvements

Projected date range: 10/01/2019 to 09/30/2024

II. Cost Summary

Cost Summary	Previous Years	FY 2020/21	FY 2021/22	FY 2022/23	FY 2023/24	FY 2024/25	Future	Total
CONSTRUCTION	129,000	-	524,247	202,341	-	-	-	855,588
OIG FUNDING	1,000	-	-	-	-	-	-	1,000
Total:	**130,000**	**-**	**524,247**	**202,341**	**-**	**-**	**-**	**856,588**

III. Fund Summary

Fund Summary	Previous Years	FY 2020/21	FY 2021/22	FY 2022/23	FY 2023/24	FY 2024/25	Future	Total
187 HALF CENT TRANS. SURTAX COUNTY	130,000	-	524,247	202,341	-	-	-	856,588
Total:	**130,000**	**-**	**524,247**	**202,341**	**-**	**-**	**-**	**856,588**

MIAMIBEACH

CITY OF MIAMI BEACH
FY 2021 - 2025 Capital Budget and 5-Year Capital Improvement Plan

I. General

ROYAL PALM NEIGHBORHOOD GREENWAY **TRANSIT / TRANSPORTATION**

Project Number:	20818
Department:	TRANSPORTATION
Location:	MIDLE BEACH
Description:	Preliminary Engineering, Design, and Construction of Neighborhood Greenway along Royal Palm Avenue between 34th Street and 42nd Street. Developing a safe, complete, and accessible multi-user citywide bicycle and pedestrian network is a priority. This project will serve to supplement the Neighborhood Greenway along Royal Palm between 28th Street and 34th Street constructed as part of the Central Bayshore Project.
Projected date range:	10/01/2017 to 09/30/2022

II. Cost Summary

Cost Summary	Previous Years	FY 2020/21	FY 2021/22	FY 2022/23	FY 2023/24	FY 2024/25	Future	Total
ARCHITECT AND ENGINEERING	75,000	-	-	-	-	-	-	75,000
CONSTRUCTION	298,000	-	-	-	-	-	-	298,000
CONSTRUCTION MANAGEMENT	24,375	-	-	-	-	-	-	24,375
CONTINGENCY	30,625	-	-	-	-	-	-	30,625
OIG FUNDING	2,000	-	-	-	-	-	-	2,000
Total:	**430,000**	**-**	**-**	**-**	**-**	**-**	**-**	**430,000**

III. Fund Summary

Fund Summary	Previous Years	FY 2020/21	FY 2021/22	FY 2022/23	FY 2023/24	FY 2024/25	Future	Total
187 HALF CENT TRANS. SURTAX COUNTY	430,000	-	-	-	-	-	-	430,000
Total:	**430,000**	**-**	**-**	**-**	**-**	**-**	**-**	**430,000**

MIAMIBEACH

CITY OF MIAMI BEACH
FY 2021 - 2025 Capital Budget and 5-Year Capital Improvement Plan

I. General

SAFE ROUTES-BISCAYNE ELEMENTARY **TRANSIT / TRANSPORTATION**

Project Number: 60817

Department: TRANSPORTATION

Location: NORTH BEACH

Description: In 2013, the City of Miami Beach was awarded funding through the Safe Routes to School Federal Program for various improvements along roadways in the vicinity of schools. The intent of these improvements is to promote students walking and bicycling to school by enhancing safety along routes. The City will begin construction in in January 2018 and complete the project in July 2018.

Projected date range: 10/01/2016 to 12/31/2020

II. Cost Summary

Cost Summary	Previous Years	FY 2020/21	FY 2021/22	FY 2022/23	FY 2023/24	FY 2024/25	Future	Total
OTHER CONTRACTUAL SERVICES	70,628	-	-	-	-	-	-	70,628
Total:	**70,628**	**-**	**-**	**-**	**-**	**-**	**-**	**70,628**

III. Fund Summary

Fund Summary	Previous Years	FY 2020/21	FY 2021/22	FY 2022/23	FY 2023/24	FY 2024/25	Future	Total
106 TRANSPORTATON FUND 106	70,628	-	-	-	-	-	-	70,628
Total:	**70,628**	**-**	**-**	**-**	**-**	**-**	**-**	**70,628**

MIAMIBEACH

CITY OF MIAMI BEACH
FY 2021 - 2025 Capital Budget and 5-Year Capital Improvement Plan

I. General

SIGNALIZATION ALTON RD AND 4TH ST **TRANSIT / TRANSPORTATION**

Project Number: 20718

Department: TRANSPORTATION

Location: SOUTH BEACH

Description: Signal Installation on Alton Road and 4th Street-Following repeated requests by the residents of the area, the City completed a Traffic Signal Warrant Analysis for the intersection of Alton Road and 4th Street. The warrant analysis was approved by the Miami-Dade County Department of Transportation and Public Works. The County has requested that the City fund installation of the proposed traffic signal.

Projected date range: 10/01/2017 to 12/31/2020

II. Cost Summary

Cost Summary	Previous Years	FY 2020/21	FY 2021/22	FY 2022/23	FY 2023/24	FY 2024/25	Future	Total
ARCHITECT AND ENGINEERING	80,000	-	-	-	-	-	-	80,000
CONSTRUCTION	498,000	-	-	-	-	-	-	498,000
OIG FUNDING	2,000	-	-	-	-	-	-	2,000
Total:	**580,000**	**-**	**-**	**-**	**-**	**-**	**-**	**580,000**

III. Fund Summary

Fund Summary	Previous Years	FY 2020/21	FY 2021/22	FY 2022/23	FY 2023/24	FY 2024/25	Future	Total
187 HALF CENT TRANS. SURTAX COUNTY	580,000	-	-	-	-	-	-	580,000
Total:	**580,000**	**-**	**-**	**-**	**-**	**-**	**-**	**580,000**

MIAMIBEACH

CITY OF MIAMI BEACH
FY 2021 - 2025 Capital Budget and 5-Year Capital Improvement Plan

I. General

SOUTH BEACH PEDESTRIAN ZONES **TRANSIT / TRANSPORTATION**

Project Number:	60177
Department:	TRANSPORTATION
Location:	SOUTH BEACH
Description:	Coordination and implementation of Pedestrian Priority Zone elements identified in the Pedestrian Priority Zone Feasibility Analysis. This project will be coordinated with the Public Works Department Sidewalk Improvement Program.
Projected date range:	10/01/2016 to 09/30/2021

II. Cost Summary

Cost Summary	Previous Years	FY 2020/21	FY 2021/22	FY 2022/23	FY 2023/24	FY 2024/25	Future	Total
CAPITAL-STUDIES	300,000	-	-	-	-	-	-	300,000
CONSTRUCTION	645,000	-	-	-	-	-	-	645,000
OIG FUNDING	5,000	-	-	-	-	-	-	5,000
Total:	**950,000**	**-**	**-**	**-**	**-**	**-**	**-**	**950,000**

III. Fund Summary

Fund Summary	Previous Years	FY 2020/21	FY 2021/22	FY 2022/23	FY 2023/24	FY 2024/25	Future	Total
305 SB QUALITY OF LIFE REST.TAX 1%	300,000	-	-	-	-	-	-	300,000
379 SOUTH POINTE RDA	650,000	-	-	-	-	-	-	650,000
Total:	**950,000**	**-**	**-**	**-**	**-**	**-**	**-**	**950,000**

MIAMIBEACH

CITY OF MIAMI BEACH
FY 2021 - 2025 Capital Budget and 5-Year Capital Improvement Plan

I. General

TRANSPORTATION CAPITAL INITIATIVE **TRANSIT / TRANSPORTATION**

Project Number: 20200

Department: TRANSPORTATION

Location: SOUTH BEACH

Description: The City Commission per Resolution 2017-29939 has made in identifying $36 million in the Capital Budget to be allocated for meaningful traffic solutions, such funds should continue to be prioritized solely for the benefit of transportation-related initiatives and projects, including but not limited to transit projects that may be developed in partnership with Miami-Dade County, the Florida Department of Transportation, and the federal government. Project Development and Environmental review for the " Miami Beach Lightrail/Modern Streetcar system in South Beach along 5th Street, Washington Avenue, 17th Street, and Alton Road, as the South Beach Component of the Beach Corridor Transit Connection Project.

Projected date range: 10/01/2015 to 09/30/2025

II. Cost Summary

Cost Summary	Previous Years	FY 2020/21	FY 2021/22	FY 2022/23	FY 2023/24	FY 2024/25	Future	Total
CAPITAL MISCELLANEOUS	34,800	-	-	-	-	-	-	34,800
CONSTRUCTION	40,152,335	-	-	-	-	-	-	40,152,335
DESIGN AND ENGINEERING	350,579	-	-	-	-	-	-	350,579
FEASIBILITY STUDY	100,000	-	-	-	-	-	-	100,000
OIG FUNDING	180,000	-	-	-	-	-	-	180,000
PROFESSIONAL SERVICES	1,674,314	-	-	-	-	-	-	1,674,314
Total:	**42,492,028**	**-**	**-**	**-**	**-**	**-**	**-**	**42,492,028**

III. Fund Summary

Fund Summary	Previous Years	FY 2020/21	FY 2021/22	FY 2022/23	FY 2023/24	FY 2024/25	Future	Total
158 CONCURRENCY MITIGATION FUND	8,192,028	-	-	-	-	-	-	8,192,028
160 RESORT TAX FUND 2%	10,000,000	-	-	-	-	-	-	10,000,000
165 NON - TIF RDA FUND	8,000,000	-	-	-	-	-	-	8,000,000
301 CAP. PROJ. NOT FINANCED BY BON	3,300,000	-	-	-	-	-	-	3,300,000
463 RDA- GARAGE FUND	7,000,000	-	-	-	-	-	-	7,000,000
465 RDA-ANCHOR SHOPS FUND	6,000,000	-	-	-	-	-	-	6,000,000
Total:	**42,492,028**	**-**	**-**	**-**	**-**	**-**	**-**	**42,492,028**

MIAMIBEACH

CITY OF MIAMI BEACH
FY 2021 - 2025 Capital Budget and 5-Year Capital Improvement Plan

I. General

VENETIAN ILLUMINATED CROSSWALKS **TRANSIT / TRANSPORTATION**

Project Number: 20318

Department: TRANSPORTATION

Location: SOUTH BEACH

Description: Venetian Causeway Internally Illuminated (LED) Crosswalks - In December 2016, the City concluded a one-year pilot installation of LED Crosswalks at two locations. Based on the increased compliance and other positive results from the pilot, the City developed an installation program for LED Crosswalks throughout the City. In May 2017, the Neighborhood/Community Affairs Committee recommended an expansion of this pilot to include un-signalized crosswalks along Venetian Way at West Rivo Alto Drive, West Dilido Drive, and West San Marino Drive.

Projected date range: 10/01/2017 to 12/31/2020

II. Cost Summary

Cost Summary	Previous Years	FY 2020/21	FY 2021/22	FY 2022/23	FY 2023/24	FY 2024/25	Future	Total
OIG FUNDING	1,000	-	-	-	-	-	-	1,000
OTHER CONTRACTUAL SERVICES	179,000	-	-	-	-	-	-	179,000
Total:	**180,000**	**-**	**-**	**-**	**-**	**-**	**-**	**180,000**

III. Fund Summary

Fund Summary	Previous Years	FY 2020/21	FY 2021/22	FY 2022/23	FY 2023/24	FY 2024/25	Future	Total
106 TRANSPORTATON FUND 106	180,000	-	-	-	-	-	-	180,000
Total:	**180,000**	**-**	**-**	**-**	**-**	**-**	**-**	**180,000**

MIAMIBEACH

MIAMIBEACH

CITY OF MIAMI BEACH
FY 2021 - 2025 Capital Budget and 5-Year Capital Improvement Plan

I. General

54IN DIAMETER REDUNDANT SEWER FORCE **UTILITIES**

Project Number:	27370
Department:	PW ENGINEERING
Location:	MIDDLE BEACH
Description:	The City needs to construct a sanitary sewer force main from the WASD force main on Commerce Street to the City pump station on 11th Street in order to provide redundancy for a 54-inch force main with several compromised sections.
Projected date range:	10/01/2015 to 09/30/2021

II. Cost Summary

Cost Summary	Previous Years	FY 2020/21	FY 2021/22	FY 2022/23	FY 2023/24	FY 2024/25	Future	Total
CAPITAL MISCELLANEOUS	687,923	-	-	-	-	-	-	687,923
CONSTRUCTION	16,496,708	-	-	-	-	-	-	16,496,708
DESIGN AND ENGINEERING	459,856	-	-	-	-	-	-	459,856
Total:	**17,644,487**	**-**	**-**	**-**	**-**	**-**	**-**	**17,644,487**

III. Fund Summary

Fund Summary	Previous Years	FY 2020/21	FY 2021/22	FY 2022/23	FY 2023/24	FY 2024/25	Future	Total
379 SOUTH POINTE RDA	990,000	-	-	-	-	-	-	990,000
389 SOUTH POINTE CAPITAL	6,600,000	-	-	-	-	-	-	6,600,000
418 W&S CAP PROJ FNDED BY OPER FDS	2,370,395	-	-	-	-	-	-	2,370,395
419 2017 WATER & SEWER BONDS	3,997,327	-	-	-	-	-	-	3,997,327
420 W&S GBL SERIES 2010 2009-27243	566	-	-	-	-	-	-	566
424 WATER & SEWER BONDS 2000S	78,434	-	-	-	-	-	-	78,434
432 STORMWATER BONDS 2015	3,607,765	-	-	-	-	-	-	3,607,765
Total:	**17,644,487**	**-**	**-**	**-**	**-**	**-**	**-**	**17,644,487**

MIAMIBEACH

CITY OF MIAMI BEACH
FY 2021 - 2025 Capital Budget and 5-Year Capital Improvement Plan

I. General

ALLISON ISLAND NORTH **UTILITIES**

Project Number: 20124

Department: PW ADMINISTRATION

Location: NORTH BEACH

Description: The purpose of the project improvements is to provide a higher LOS defined by flood protection and control of pollutant loading in the stormwater systems. The improvements consist of one or a combination of the following: 1) Repair, replace, and or install collection systems, catch basins and manholes, 4) Construct water quality treatment devices, 5) Construct pump stations, controls and force mains, and 6) Repair or upgrade existing outfall pipes and seawalls (inclusive of tidal back flow prevention devices).

Projected date range: 10/01/2023 to 09/30/2024

II. Cost Summary

Cost Summary	Previous Years	FY 2020/21	FY 2021/22	FY 2022/23	FY 2023/24	FY 2024/25	Future	Total
CONSTRUCTION	-	-	-	-	6,154,321	-	-	6,154,321
Total:	**-**	**-**	**-**	**-**	**6,154,321**	**-**	**-**	**6,154,321**

III. Fund Summary

Fund Summary	Previous Years	FY 2020/21	FY 2021/22	FY 2022/23	FY 2023/24	FY 2024/25	Future	Total
FSW FUTURE STORMWATER	-	-	-	-	6,154,321	-	-	6,154,321
Total:	**-**	**-**	**-**	**-**	**6,154,321**	**-**	**-**	**6,154,321**

MIAMIBEACH

CITY OF MIAMI BEACH
FY 2021 - 2025 Capital Budget and 5-Year Capital Improvement Plan

I. General

BELLE ISLE **UTILITIES**

Project Number:	20324
Department:	PW ADMINISTRATION
Location:	SOUTH BEACH
Description:	The purpose of the project improvements is to provide a higher LOS defined by flood protection and control of pollutant loading in the stormwater systems. The improvements consist of one or a combination of the following: 1) Repair, replace, and or install collection systems, catch basins and manholes, 4) Construct water quality treatment devices, 5) Construct pump stations, controls and force mains, and 6) Repair or upgrade existing outfall pipes and seawalls (inclusive of tidal back flow prevention devices).
Projected date range:	10/01/2023 to 09/30/2024

II. Cost Summary

Cost Summary	Previous Years	FY 2020/21	FY 2021/22	FY 2022/23	FY 2023/24	FY 2024/25	Future	Total
CONSTRUCTION	-	-	-	-	4,550,621	-	-	4,550,621
Total:	**-**	**-**	**-**	**-**	**4,550,621**	**-**	**-**	**4,550,621**

III. Fund Summary

Fund Summary	Previous Years	FY 2020/21	FY 2021/22	FY 2022/23	FY 2023/24	FY 2024/25	Future	Total
FSW FUTURE STORMWATER	-	-	-	-	4,550,621	-	-	4,550,621
Total:	**-**	**-**	**-**	**-**	**4,550,621**	**-**	**-**	**4,550,621**

MIAMIBEACH

CITY OF MIAMI BEACH
FY 2021 - 2025 Capital Budget and 5-Year Capital Improvement Plan

I. General

BIOSWALE PILOT PROJECT **UTILITIES**

Project Number:	28920
Department:	PW ENGINEERING
Location:	NORTH BEACH
Description:	Bioswale pilot project (59th street west of Alton Rd)
Projected date range:	10/01/2019 to 09/30/2021

II. Cost Summary

Cost Summary	Previous Years	FY 2020/21	FY 2021/22	FY 2022/23	FY 2023/24	FY 2024/25	Future	Total
DESIGN AND ENGINEERING	846,000	-	-	-	-	-	-	846,000
OIG FUNDING	4,000	-	-	-	-	-	-	4,000
Total:	**850,000**	**-**	**-**	**-**	**-**	**-**	**-**	**850,000**

III. Fund Summary

Fund Summary	Previous Years	FY 2020/21	FY 2021/22	FY 2022/23	FY 2023/24	FY 2024/25	Future	Total
429 2017 STORMWATER BONDS	850,000	-	-	-	-	-	-	850,000
Total:	**850,000**	**-**	**-**	**-**	**-**	**-**	**-**	**850,000**

MIAMIBEACH

CITY OF MIAMI BEACH
FY 2021 - 2025 Capital Budget and 5-Year Capital Improvement Plan

I. General

BISCAYNE BEACH **UTILITIES**

Project Number:	20424
Department:	PW ADMINISTRATION
Location:	NORTH BEACH
Description:	The purpose of the project improvements is to provide a higher LOS defined by flood protection and control of pollutant loading in the stormwater systems. The improvements consist of one or a combination of the following: 1) Repair, replace, and or install collection systems, catch basins and manholes, 4) Construct water quality treatment devices, 5) Construct pump stations, controls and force mains, and 6) Repair or upgrade existing outfall pipes and seawalls (inclusive of tidal back flow prevention devices).
Projected date range:	10/01/2023 to 09/30/2024

II. Cost Summary

Cost Summary	Previous Years	FY 2020/21	FY 2021/22	FY 2022/23	FY 2023/24	FY 2024/25	Future	Total
CONSTRUCTION	-	-	-	-	20,445,421	-	-	20,445,421
Total:	**-**	**-**	**-**	**-**	**20,445,421**	**-**	**-**	**20,445,421**

III. Fund Summary

Fund Summary	Previous Years	FY 2020/21	FY 2021/22	FY 2022/23	FY 2023/24	FY 2024/25	Future	Total
FSW FUTURE STORMWATER	-	-	-	-	20,445,421	-	-	20,445,421
Total:	**-**	**-**	**-**	**-**	**20,445,421**	**-**	**-**	**20,445,421**

MIAMIBEACH

CITY OF MIAMI BEACH
FY 2021 - 2025 Capital Budget and 5-Year Capital Improvement Plan

I. General

BISCAYNE POINT **UTILITIES**

Project Number: 20524

Department: PW ADMINISTRATION

Location: NORTH BEACH

Description: The purpose of the project improvements is to provide a higher LOS defined by flood protection and control of pollutant loading in the storm water systems. The improvements consist of one or a combination of the following: 1) Repair, replace, and or install collection systems, catch basins and manholes, 4) Construct water quality treatment devices, 5) Construct pump stations, controls and force mains, and 6) Repair or upgrade existing outfall pipes and seawalls (inclusive of tidal back flow prevention devices).

Projected date range: 10/01/2023 to 09/30/2024

II. Cost Summary

Cost Summary	Previous Years	FY 2020/21	FY 2021/22	FY 2022/23	FY 2023/24	FY 2024/25	Future	Total
CONSTRUCTION	-	-	-	-	13,266,321	-	-	13,266,321
Total:	**-**	**-**	**-**	**-**	**13,266,321**	**-**	**-**	**13,266,321**

III. Fund Summary

Fund Summary	Previous Years	FY 2020/21	FY 2021/22	FY 2022/23	FY 2023/24	FY 2024/25	Future	Total
FSW FUTURE STORMWATER	-	-	-	-	13,266,321	-	-	13,266,321
Total:	**-**	**-**	**-**	**-**	**13,266,321**	**-**	**-**	**13,266,321**

MIAMIBEACH

CITY OF MIAMI BEACH
FY 2021 - 2025 Capital Budget and 5-Year Capital Improvement Plan

I. General

CENTRAL BAYSHORE **UTILITIES**

Project Number:	20624
Department:	PW ADMINISTRATION
Location:	MIDDLE BEACH
Description:	The purpose of the project improvements is to provide a higher LOS defined by flood protection and control of pollutant loading in the storm water systems. The improvements consist of one or a combination of the following: 1) Repair, replace, and or install collection systems, catch basins and manholes, 4) Construct water quality treatment devices, 5) Construct pump stations, controls and force mains, and 6) Repair or upgrade existing outfall pipes and seawalls (inclusive of tidal back flow prevention devices).
Projected date range:	10/01/2023 to 09/30/2024

II. Cost Summary

Cost Summary	Previous Years	FY 2020/21	FY 2021/22	FY 2022/23	FY 2023/24	FY 2024/25	Future	Total
CONSTRUCTION	-	-	-	-	7,963,400	-	-	7,963,400
Total:	**-**	**-**	**-**	**-**	**7,963,400**	**-**	**-**	**7,963,400**

III. Fund Summary

Fund Summary	Previous Years	FY 2020/21	FY 2021/22	FY 2022/23	FY 2023/24	FY 2024/25	Future	Total
FSW FUTURE STORMWATER	-	-	-	-	7,963,400	-	-	7,963,400
Total:	**-**	**-**	**-**	**-**	**7,963,400**	**-**	**-**	**7,963,400**

MIAMIBEACH

CITY OF MIAMI BEACH
FY 2021 - 2025 Capital Budget and 5-Year Capital Improvement Plan

I. General

CLEAN WATER SYSTEM **UTILITIES**

Project Number: 68000

Department: PW ENGINEERING

Location: CITYWIDE

Description: This program provides low interest loans for planning designing and constructing water pollution control facilities The City of Miami Beach has received a planning loan to provide funding for the preparation of a comprehensive facilities plan and related documents These funds can also be used as local matching requirements for most EPA grant funded treatment works projects The loan will be repaid from the Storm Water Fund over a twenty year period at an annual interest rate of 1.62 Funding for this amendment

Projected date range: 01/01/2015 to 05/31/2021

II. Cost Summary

Cost Summary	Previous Years	FY 2020/21	FY 2021/22	FY 2022/23	FY 2023/24	FY 2024/25	Future	Total
PROFESSIONAL SERVICES	7,500,000	-	-	-	-	-	-	7,500,000
Total:	**7,500,000**	**-**	**-**	**-**	**-**	**-**	**-**	**7,500,000**

III. Fund Summary

Fund Summary	Previous Years	FY 2020/21	FY 2021/22	FY 2022/23	FY 2023/24	FY 2024/25	Future	Total
117 CLEAN WATER STATE REVOLVE FUND	7,500,000	-	-	-	-	-	-	7,500,000
Total:	**7,500,000**	**-**	**-**	**-**	**-**	**-**	**-**	**7,500,000**

MIAMIBEACH

CITY OF MIAMI BEACH
FY 2021 - 2025 Capital Budget and 5-Year Capital Improvement Plan

I. General

DERM & EPA CONSENT DECREE **UTILITIES**

Project Number: 60419

Department: PW ADMINISTRATION

Location: CITYWIDE

Description: The sanitary sewer evaluation survey (SSES): Continual condition assessment, as mandated by the a consent order issued by The EPA, of all sewer system components specifically targeting infiltration and inflow (I&I). This project will also work to
Execute, repair and rehabilitate programs in response to actionable data from condition assessment i.e. manhole Recline/replace, relining, replacing, point of repairing and pipe bursting of gravity mains and force mains. Target illicit
Discharges into sanitary sewer; and attain compliance.

Projected date range: 10/01/2018 to 12/31/2024

II. Cost Summary

Cost Summary	Previous Years	FY 2020/21	FY 2021/22	FY 2022/23	FY 2023/24	FY 2024/25	Future	Total
OIG FUNDING	5,000	2,488	-	-	-	-	-	7,488
OTHER CONTRACTUAL SERVICES	895,000	497,512	500,000	500,000	500,000	-	-	2,892,512
Total:	**900,000**	**500,000**	**500,000**	**500,000**	**500,000**	**-**	**-**	**2,900,000**

III. Fund Summary

Fund Summary	Previous Years	FY 2020/21	FY 2021/22	FY 2022/23	FY 2023/24	FY 2024/25	Future	Total
418 W&S CAP PROJ FNDED BY OPER FDS	900,000	500,000	500,000	500,000	500,000	-	-	2,900,000
Total:	**900,000**	**500,000**	**500,000**	**500,000**	**500,000**	**-**	**-**	**2,900,000**

MIAMIBEACH

CITY OF MIAMI BEACH
FY 2021 - 2025 Capital Budget and 5-Year Capital Improvement Plan

I. General

DRAINAGE SYSTEM WATER QUALITY PILOT **UTILITIES**

Project Number: 21720

Department: PW ENGINEERING

Location: CITYWIDE

Description: The City of Miami Beach owns and operates a public stormwater system that collects, conveys, treats, and disposes of stormwater runoff. One major component of the stormwater system is the pump stations that currently discharge all runoff into the Biscayne Bay through outfalls. The project includes water quality improvements to an existing pump station that may utilize alternative disposal methods in combination with stormwater outfalls.

Projected date range: 10/01/2019 to 12/31/2021

II. Cost Summary

Cost Summary	Previous Years	FY 2020/21	FY 2021/22	FY 2022/23	FY 2023/24	FY 2024/25	Future	Total
CONSTRUCTION	458,000	-	-	-	-	-	-	458,000
CONSTRUCTION MANAGEMENT	40,000	-	-	-	-	-	-	40,000
OIG FUNDING	2,000	-	-	-	-	-	-	2,000
Total:	**500,000**	**-**	**-**	**-**	**-**	**-**	**-**	**500,000**

III. Fund Summary

Fund Summary	Previous Years	FY 2020/21	FY 2021/22	FY 2022/23	FY 2023/24	FY 2024/25	Future	Total
434 STORMWATER CAPITAL NOT BONDS	500,000	-	-	-	-	-	-	500,000
Total:	**500,000**	**-**	**-**	**-**	**-**	**-**	**-**	**500,000**

MIAMIBEACH

CITY OF MIAMI BEACH
FY 2021 - 2025 Capital Budget and 5-Year Capital Improvement Plan

I. General

ENERGY SUB-METERS IN MUN. BUILDINGS **UTILITIES**

Project Number: 62619

Department: ENVIRONMENT SUSTAINABILITY

Location: CITYWIDE

Description: The sub meters will allow the city to monitor consumption of each building and provide recommendations for specific energy efficient upgrades. The first step is to develop a platform to track energy consumption and efficiency measurements. In order to do this, sub meters will need to be installed for each building. It will cost about $70K to install sub meters at each municipal building. Additionally, the city has an open competitive bid for energy management software which will assist to track, analyze, report and manage use, as well as identifying savings and issues, such as bill anomalies and changes in usage.

Projected date range: 10/01/2018 to 12/31/2020

II. Cost Summary

Cost Summary	Previous Years	FY 2020/21	FY 2021/22	FY 2022/23	FY 2023/24	FY 2024/25	Future	Total
CONTRACTED SERVICES REPAIR	68,000	-	-	-	-	-	-	68,000
Total:	**68,000**	**-**	**-**	**-**	**-**	**-**	**-**	**68,000**

III. Fund Summary

Fund Summary	Previous Years	FY 2020/21	FY 2021/22	FY 2022/23	FY 2023/24	FY 2024/25	Future	Total
302 PAY-AS-YOU-GO	68,000	-	-	-	-	-	-	68,000
Total:	**68,000**	**-**	**-**	**-**	**-**	**-**	**-**	**68,000**

MIAMIBEACH

CITY OF MIAMI BEACH
FY 2021 - 2025 Capital Budget and 5-Year Capital Improvement Plan

I. General

FDOT UTILITES RELOCATION **UTILITIES**

Project Number:	20527
Department:	PW ENGINEERING
Location:	CITYWIDE
Description:	Utility design construction contract provided for the FDOT design of City-Owned utilities that require relocation as part of FDOT's state road projects. Projects may include work along Alton Road, Collins Ave, or other state roads.
Projected date range:	10/01/2016 to 12/31/2024

II. Cost Summary

Cost Summary	Previous Years	FY 2020/21	FY 2021/22	FY 2022/23	FY 2023/24	FY 2024/25	Future	Total
CONSTRUCTION	-	398,009	50,000	50,000	16,000,000	-	-	16,498,009
DESIGN AND ENGINEERING	676,529	-	-	-	-	-	-	676,529
OIG FUNDING	1,000	1,991	-	-	-	-	-	2,991
Total:	**677,529**	**400,000**	**50,000**	**50,000**	**16,000,000**	**-**	**-**	**17,177,529**

III. Fund Summary

Fund Summary	Previous Years	FY 2020/21	FY 2021/22	FY 2022/23	FY 2023/24	FY 2024/25	Future	Total
418 W&S CAP PROJ FNDED BY OPER FDS	-	221,175	-	-	-	-	-	221,175
419 2017 WATER & SEWER BONDS	677,529	-	-	-	-	-	-	677,529
420 W&S GBL SERIES 2010 2009-27243	-	178,825	-	-	-	-	-	178,825
FSW FUTURE STORMWATER	-	-	50,000	50,000	16,000,000	-	-	16,100,000
Total:	**677,529**	**400,000**	**50,000**	**50,000**	**16,000,000**	**-**	**-**	**17,177,529**

MIAMIBEACH

CITY OF MIAMI BEACH
FY 2021 - 2025 Capital Budget and 5-Year Capital Improvement Plan

I. General

FIBER COMMUNICATIONS INSTALLATION **UTILITIES**

Project Number:	22018
Department:	TRANSPORTATION
Location:	NORTH BEACH
Description:	Installation of fiber communication along Alton Road from Michigan Avenue to 63rd Street to further advance and enhance the Intelligent Transportation System Project and all City communications.
Projected date range:	10/01/2017 to 09/30/2025

II. Cost Summary

Cost Summary	Previous Years	FY 2020/21	FY 2021/22	FY 2022/23	FY 2023/24	FY 2024/25	Future	Total
CONSTRUCTION	161,000	130,348	-	-	-	-	-	291,348
OIG FUNDING	-	652	-	-	-	-	-	652
Total:	**161,000**	**131,000**	**-**	**-**	**-**	**-**	**-**	**292,000**

III. Fund Summary

Fund Summary	Previous Years	FY 2020/21	FY 2021/22	FY 2022/23	FY 2023/24	FY 2024/25	Future	Total
550 COMMUNICATIONS FUND	161,000	131,000	-	-	-	-	-	292,000
Total:	**161,000**	**131,000**	**-**	**-**	**-**	**-**	**-**	**292,000**

MIAMIBEACH

CITY OF MIAMI BEACH
FY 2021 - 2025 Capital Budget and 5-Year Capital Improvement Plan

I. General

INDIAN CREEK PARKWAY **UTILITIES**

Project Number:	20724
Department:	PW ADMINISTRATION
Location:	MIDDLE BEACH
Description:	Indian Creek Parkway
Projected date range:	10/01/2023 to 09/30/2024

II. Cost Summary

Cost Summary	Previous Years	FY 2020/21	FY 2021/22	FY 2022/23	FY 2023/24	FY 2024/25	Future	Total
CONSTRUCTION	-	-	-	-	9,217,121	-	-	9,217,121
Total:	**-**	**-**	**-**	**-**	**9,217,121**	**-**	**-**	**9,217,121**

III. Fund Summary

Fund Summary	Previous Years	FY 2020/21	FY 2021/22	FY 2022/23	FY 2023/24	FY 2024/25	Future	Total
FSW FUTURE STORMWATER	-	-	-	-	9,217,121	-	-	9,217,121
Total:	**-**	**-**	**-**	**-**	**9,217,121**	**-**	**-**	**9,217,121**

MIAMIBEACH

CITY OF MIAMI BEACH
FY 2021 - 2025 Capital Budget and 5-Year Capital Improvement Plan

I. General

INDIAN CREEK STREET DRAINAGE IMP. **UTILITIES**

Project Number:	21220
Department:	PW ENGINEERING
Location:	MIDDLE BEACH
Description:	A construction project on Indian Creek Drive, between 26th and 41st Streets, for the construction of a seawall, improving street drainage and road elevation.
Projected date range:	04/01/2016 to 03/31/2022

II. Cost Summary

Cost Summary	Previous Years	FY 2020/21	FY 2021/22	FY 2022/23	FY 2023/24	FY 2024/25	Future	Total
CONSTRUCTION	7,726,245	-	-	-	-	-	-	7,726,245
CONSTRUCTION MANAGEMENT	500,000	-	-	-	-	-	-	500,000
CONSTRUCTION OTHER	4,951,129	-	-	-	-	-	-	4,951,129
DESIGN AND ENGINEERING	988,807	-	-	-	-	-	-	988,807
LAND ACQUISITION	3,568	-	-	-	-	-	-	3,568
OIG FUNDING	18,800	-	-	-	-	-	-	18,800
OPERATING CMB CONST MGMNT FEE	900,000	-	-	-	-	-	-	900,000
PROFESSIONAL SERVICES	357,632	-	-	-	-	-	-	357,632
Total:	**15,446,181**	**-**	**-**	**-**	**-**	**-**	**-**	**15,446,181**

III. Fund Summary

Fund Summary	Previous Years	FY 2020/21	FY 2021/22	FY 2022/23	FY 2023/24	FY 2024/25	Future	Total
320 GENERAL CAPITAL -MDC ILA	352,755	-	-	-	-	-	-	352,755
389 SOUTH POINTE CAPITAL	2,500,368	-	-	-	-	-	-	2,500,368
429 2017 STORMWATER BONDS	5,267,542	-	-	-	-	-	-	5,267,542
433 STORMWATER PROJECTS - MDC ILA	7,093,058	-	-	-	-	-	-	7,093,058
434 STORMWATER CAPITAL NOT BONDS	232,458	-	-	-	-	-	-	232,458
Total:	**15,446,181**	**-**	**-**	**-**	**-**	**-**	**-**	**15,446,181**

MIAMIBEACH

CITY OF MIAMI BEACH
FY 2021 - 2025 Capital Budget and 5-Year Capital Improvement Plan

I. General

LA GORCE ISLAND **UTILITIES**

Project Number: 20323

Department: PW ADMINISTRATION

Location: MIDDLE BEACH

Description: The purpose of the project improvements is to provide a higher LOS defined by flood protection and control of pollutant loading in the storm water systems. The improvements consist of one or a combination of the following: 1) Repair, replace, and or install collection systems, catch basins and manholes, 4) Construct water quality treatment devices, 5) Construct pump stations, controls and force mains, and 6) Repair or upgrade existing outfall pipes and seawalls (inclusive of tidal back flow prevention devices).

Projected date range: 10/01/2023 to 09/30/2024

II. Cost Summary

Cost Summary	Previous Years	FY 2020/21	FY 2021/22	FY 2022/23	FY 2023/24	FY 2024/25	Future	Total
CONSTRUCTION	-	-	-	-	9,104,921	-	-	9,104,921
Total:	**-**	**-**	**-**	**-**	**9,104,921**	**-**	**-**	**9,104,921**

III. Fund Summary

Fund Summary	Previous Years	FY 2020/21	FY 2021/22	FY 2022/23	FY 2023/24	FY 2024/25	Future	Total
FSW FUTURE STORMWATER	-	-	-	-	9,104,921	-	-	9,104,921
Total:	**-**	**-**	**-**	**-**	**9,104,921**	**-**	**-**	**9,104,921**

MIAMIBEACH

CITY OF MIAMI BEACH
FY 2021 - 2025 Capital Budget and 5-Year Capital Improvement Plan

I. General

LAKEVIEW NEIGHBORHOOD IMPROVEMENTS **UTILITIES**

Project Number: 22320

Department: PW ADMINISTRATION

Location: MIDDLE BEACH

Description: Replacement of approximately 13,000 LF of aged water mains and installation of new services and fire hydrants, relocation of utilities currently located in inaccessible easements, replacement of aging wastewater infrastructure including an estimated 12,000 LF of gravity sewer that have met their intended useful life and are known to be in poor conditions; and elevating roads and implementing stormwater improvements to reduce flooding duration and frequency.

Projected date range: 10/01/2021 to 09/30/2024

II. Cost Summary

Cost Summary	Previous Years	FY 2020/21	FY 2021/22	FY 2022/23	FY 2023/24	FY 2024/25	Future	Total
CONSTRUCTION	-	-	41,000,000	-	-	-	-	41,000,000
Total:	**-**	**-**	**41,000,000**	**-**	**-**	**-**	**-**	**41,000,000**

III. Fund Summary

Fund Summary	Previous Years	FY 2020/21	FY 2021/22	FY 2022/23	FY 2023/24	FY 2024/25	Future	Total
FSW FUTURE STORMWATER	-	-	25,600,000	-	-	-	-	25,600,000
FWS FUTURE WATER & SEWER	-	-	15,400,000	-	-	-	-	15,400,000
Total:	**-**	**-**	**41,000,000**	**-**	**-**	**-**	**-**	**41,000,000**

MIAMIBEACH

CITY OF MIAMI BEACH
FY 2021 - 2025 Capital Budget and 5-Year Capital Improvement Plan

I. General

MT. SINAI STORMWATER PUMP STATION **UTILITIES**

Project Number:	22418
Department:	PW ADMINISTRATION
Location:	MIDDLE BEACH
Description:	Middle North Bay Road & Mount Sinai Stormwater Pump Station -
Projected date range:	10/01/2021 to 09/30/2022

II. Cost Summary

Cost Summary	Previous Years	FY 2020/21	FY 2021/22	FY 2022/23	FY 2023/24	FY 2024/25	Future	Total
CONSTRUCTION	-	-	19,727,421	-	-	-	-	19,727,421
Total:	**-**	**-**	**19,727,421**	**-**	**-**	**-**	**-**	**19,727,421**

III. Fund Summary

Fund Summary	Previous Years	FY 2020/21	FY 2021/22	FY 2022/23	FY 2023/24	FY 2024/25	Future	Total
FSW FUTURE STORMWATER	-	-	13,227,421	-	-	-	-	13,227,421
FWS FUTURE WATER & SEWER	-	-	6,500,000	-	-	-	-	6,500,000
Total:	**-**	**-**	**19,727,421**	**-**	**-**	**-**	**-**	**19,727,421**

MIAMIBEACH

CITY OF MIAMI BEACH
FY 2021 - 2025 Capital Budget and 5-Year Capital Improvement Plan

I. General

NORMANDY SHORES **UTILITIES**

Project Number: 20224

Department: PW ADMINISTRATION

Location: NORTH BEACH

Description: The purpose of the project improvements is to provide a higher LOS defined by flood protection and control of pollutant loading in the storm water systems. The improvements consist of one or a combination of the following: 1) Repair, replace, and or install collection systems, catch basins and manholes, 4) Construct water quality treatment devices, 5) Construct pump stations, controls and force mains, and 6) Repair or upgrade existing outfall pipes and seawalls (inclusive of tidal back flow prevention devices).

Projected date range: 10/01/2023 to 09/30/2024

II. Cost Summary

Cost Summary	Previous Years	FY 2020/21	FY 2021/22	FY 2022/23	FY 2023/24	FY 2024/25	Future	Total
CONSTRUCTION	-	-	-	-	29,147,027	-	-	29,147,027
Total:	**-**	**-**	**-**	**-**	**29,147,027**	**-**	**-**	**29,147,027**

III. Fund Summary

Fund Summary	Previous Years	FY 2020/21	FY 2021/22	FY 2022/23	FY 2023/24	FY 2024/25	Future	Total
FSW FUTURE STORMWATER	-	-	-	-	29,147,027	-	-	29,147,027
Total:	**-**	**-**	**-**	**-**	**29,147,027**	**-**	**-**	**29,147,027**

MIAMIBEACH

CITY OF MIAMI BEACH
FY 2021 - 2025 Capital Budget and 5-Year Capital Improvement Plan

I. General

PARK VIEW ISLAND **UTILITIES**

Project Number: 20824

Department: PW ADMINISTRATION

Location: NORTH BEACH

Description: The purpose of the project improvements is to provide a higher LOS defined by flood protection and control of pollutant loading in the storm water systems. The improvements consist of one or a combination of the following: 1) Repair, replace, and or install collection systems, catch basins and manholes, 4) Construct water quality treatment devices, 5) Construct pump stations, controls and force mains, and 6) Repair or upgrade existing outfall pipes and seawalls (inclusive of tidal back flow prevention devices).

Projected date range: 10/01/2023 to 09/30/2024

II. Cost Summary

Cost Summary	Previous Years	FY 2020/21	FY 2021/22	FY 2022/23	FY 2023/24	FY 2024/25	Future	Total
CONSTRUCTION	-	-	-	-	4,759,121	-	-	4,759,121
Total:	**-**	**-**	**-**	**-**	**4,759,121**	**-**	**-**	**4,759,121**

III. Fund Summary

Fund Summary	Previous Years	FY 2020/21	FY 2021/22	FY 2022/23	FY 2023/24	FY 2024/25	Future	Total
FSW FUTURE STORMWATER	-	-	-	-	4,759,121	-	-	4,759,121
Total:	**-**	**-**	**-**	**-**	**4,759,121**	**-**	**-**	**4,759,121**

MIAMIBEACH

CITY OF MIAMI BEACH
FY 2021 - 2025 Capital Budget and 5-Year Capital Improvement Plan

I. General

SCADA AND PLC SYSTEMS **UTILITIES**

Project Number: 20719

Department: PW ENGINEERING

Location: CITYWIDE

Description: SCADA and PLC Replacement for Water, Wastewater, and Stormwater Pumping Stations.This Project began in FY 2016/17 and may heed additional funding to insure project completion. The original scope in last years budget proposed $2,500,000 for the SCADA and $250,000 for the PLC replacement. Estimations may have been inadequate for funding and may need additional funding source to complete the project.

Projected date range: 10/01/2018 to 12/31/2021

II. Cost Summary

Cost Summary	Previous Years	FY 2020/21	FY 2021/22	FY 2022/23	FY 2023/24	FY 2024/25	Future	Total
EQUIPMENT	5,776,434	1,231,343	-	-	-	-	-	7,007,777
FEASIBILITY STUDY	195,066	-	-	-	-	-	-	195,066
OIG FUNDING	29,000	6,157	-	-	-	-	-	35,157
Total:	**6,000,500**	**1,237,500**	**-**	**-**	**-**	**-**	**-**	**7,238,000**

III. Fund Summary

Fund Summary	Previous Years	FY 2020/21	FY 2021/22	FY 2022/23	FY 2023/24	FY 2024/25	Future	Total
419 2017 WATER & SEWER BONDS	3,137,750	-	-	-	-	-	-	3,137,750
429 2017 STORMWATER BONDS	2,862,750	1,237,500	-	-	-	-	-	4,100,250
Total:	**6,000,500**	**1,237,500**	**-**	**-**	**-**	**-**	**-**	**7,238,000**

MIAMIBEACH

CITY OF MIAMI BEACH
FY 2021 - 2025 Capital Budget and 5-Year Capital Improvement Plan

I. General

SEWER PUMP STATION ODOR CONTROL **UTILITIES**

Project Number: 28320

Department: PW ENGINEERING

Location: CITYWIDE

Description: This project is to address the need to replace existing odor control systems at sewer pump stations.
This project would eliminate unwanted and unhealthy gases and odors from the environment. The three (3) stations in need of new odor control systems are 10 located at 28 Venetian Way,15 located at 5100 Pine Tree Drive, and 28 located at 300- 28th Street. The total cost for all three (3) systems including installation and contingencies would be approximately $850,600.00.

Projected date range: 10/01/2019 to 09/30/2022

II. Cost Summary

Cost Summary	Previous Years	FY 2020/21	FY 2021/22	FY 2022/23	FY 2023/24	FY 2024/25	Future	Total
CONSTRUCTION	846,600	-	-	-	-	-	-	846,600
OIG FUNDING	4,000	-	-	-	-	-	-	4,000
Total:	**850,600**	**-**	**-**	**-**	**-**	**-**	**-**	**850,600**

III. Fund Summary

Fund Summary	Previous Years	FY 2020/21	FY 2021/22	FY 2022/23	FY 2023/24	FY 2024/25	Future	Total
418 W&S CAP PROJ FNDED BY OPER FDS	850,600	-	-	-	-	-	-	850,600
Total:	**850,600**	**-**	**-**	**-**	**-**	**-**	**-**	**850,600**

MIAMIBEACH

CITY OF MIAMI BEACH
FY 2021 - 2025 Capital Budget and 5-Year Capital Improvement Plan

I. General

STAR ISLAND **UTILITIES**

Project Number:	20924
Department:	PW ADMINISTRATION
Location:	SOUTH BEACH
Description:	The purpose of the project improvements is to provide a higher LOS defined by flood protection and control of pollutant loading in the storm water systems. The improvements consist of one or a combination of the following: 1) Repair, replace, and or install collection systems, catch basins and manholes, 4) Construct water quality treatment devices, 5) Construct pump stations, controls and force mains, and 6) Repair or upgrade existing outfall pipes and seawalls (inclusive of tidal back flow prevention devices).
Projected date range:	10/01/2023 to 09/30/2024

II. Cost Summary

Cost Summary	Previous Years	FY 2020/21	FY 2021/22	FY 2022/23	FY 2023/24	FY 2024/25	Future	Total
CONSTRUCTION	-	-	-	-	6,032,621	-	-	6,032,621
Total:	**-**	**-**	**-**	**-**	**6,032,621**	**-**	**-**	**6,032,621**

III. Fund Summary

Fund Summary	Previous Years	FY 2020/21	FY 2021/22	FY 2022/23	FY 2023/24	FY 2024/25	Future	Total
FSW FUTURE STORMWATER	-	-	-	-	6,032,621	-	-	6,032,621
Total:	**-**	**-**	**-**	**-**	**6,032,621**	**-**	**-**	**6,032,621**

MIAMIBEACH

CITY OF MIAMI BEACH
FY 2021 - 2025 Capital Budget and 5-Year Capital Improvement Plan

I. General

STORM WATER OUTFALLS **UTILITIES**

Project Number: 29820

Department: PW ENGINEERING

Location: CITYWIDE

Description: The City of Miami Beach owns and operates a public stormwater system that collects, conveys, treats, and disposes of stormwater runoff. One of the disposal methodologies used by the system is outfall to surface water bodies. These outfalls are designed to effectively dispose of the stormwater while keeping it within natures water cycle. The project will augment the outfalls with scour pads and/or other water quality improvements.

Projected date range: 10/01/2019 to 09/30/2022

II. Cost Summary

Cost Summary	Previous Years	FY 2020/21	FY 2021/22	FY 2022/23	FY 2023/24	FY 2024/25	Future	Total
CONSTRUCTION	1,990,000	-	-	-	-	-	-	1,990,000
OIG FUNDING	10,000	-	-	-	-	-	-	10,000
Total:	**2,000,000**	**-**	**-**	**-**	**-**	**-**	**-**	**2,000,000**

III. Fund Summary

Fund Summary	Previous Years	FY 2020/21	FY 2021/22	FY 2022/23	FY 2023/24	FY 2024/25	Future	Total
434 STORMWATER CAPITAL NOT BONDS	2,000,000	-	-	-	-	-	-	2,000,000
Total:	**2,000,000**	**-**	**-**	**-**	**-**	**-**	**-**	**2,000,000**

MIAMIBEACH

CITY OF MIAMI BEACH
FY 2021 - 2025 Capital Budget and 5-Year Capital Improvement Plan

I. General

SUNSET HARBOUR PUMPSTATION UPGRADES **UTILITIES**

Project Number: 23000
Department: PW ENGINEERING
Location: SOUTH BEACH
Description: As a result of changed stormwater regulations, it is possible to provide a higher level of stormwater service to the Sunset Harbor neighborhood. This project will provide upgrades to three pump stations in Sunset Harbor to provide that greater level of stormwater service for the community.
Projected date range: 10/01/2015 to 12/31/2020

II. Cost Summary

Cost Summary	Previous Years	FY 2020/21	FY 2021/22	FY 2022/23	FY 2023/24	FY 2024/25	Future	Total
CAPITAL MISCELLANEOUS	57,500	-	-	-	-	-	-	57,500
CONSTRUCTION	27,784,746	-	-	-	-	-	-	27,784,746
CONSTRUCTION MANAGEMENT	39,988	-	-	-	-	-	-	39,988
CONTINGENCY	200,000	-	-	-	-	-	-	200,000
DESIGN AND ENGINEERING	187,836	-	-	-	-	-	-	187,836
OIG FUNDING	5,300	-	-	-	-	-	-	5,300
Total:	**28,275,370**	**-**	**-**	**-**	**-**	**-**	**-**	**28,275,370**

III. Fund Summary

Fund Summary	Previous Years	FY 2020/21	FY 2021/22	FY 2022/23	FY 2023/24	FY 2024/25	Future	Total
320 GENERAL CAPITAL -MDC ILA	989,081	-	-	-	-	-	-	989,081
366 PARKS AND REC. BEAUTIF. FUNDS	440,800	-	-	-	-	-	-	440,800
389 SOUTH POINTE CAPITAL	551,300	-	-	-	-	-	-	551,300
418 W&S CAP PROJ FNDED BY OPER FDS	1,013,016	-	-	-	-	-	-	1,013,016
419 2017 WATER & SEWER BONDS	539,631	-	-	-	-	-	-	539,631
420 W&S GBL SERIES 2010 2009-27243	2,500,062	-	-	-	-	-	-	2,500,062
427 STORMWATER ENTERPRISE FUND	1,974,840	-	-	-	-	-	-	1,974,840
429 2017 STORMWATER BONDS	3,750,973	-	-	-	-	-	-	3,750,973
431 2011 STORMWATER BOND2011-27782	3,552,816	-	-	-	-	-	-	3,552,816
432 STORMWATER BONDS 2015	12,962,851	-	-	-	-	-	-	12,962,851
Total:	**28,275,370**	**-**	**-**	**-**	**-**	**-**	**-**	**28,275,370**

MIAMIBEACH

CITY OF MIAMI BEACH
FY 2021 - 2025 Capital Budget and 5-Year Capital Improvement Plan

I. General

SUNSET ISLAND 1 **UTILITIES**

Project Number:	21122
Department:	PW ADMINISTRATION
Location:	MIDDLE BEACH
Description:	The purpose of the project improvements is to provide a higher LOS defined by flood protection and control of pollutant loading in the storm water systems. The improvements consist of one or a combination of the following: 1) Repair, replace, and or install collection systems, catch basins and manholes, 4) Construct water quality treatment devices, 5) Construct pump stations, controls and force mains, and 6) Repair or upgrade existing outfall pipes and seawalls (inclusive of tidal back flow prevention devices).
Projected date range:	10/01/2022 to 09/30/2023

II. Cost Summary

Cost Summary	Previous Years	FY 2020/21	FY 2021/22	FY 2022/23	FY 2023/24	FY 2024/25	Future	Total
CONSTRUCTION	-	-	-	5,319,421	-	-	-	5,319,421
Total:	**-**	**-**	**-**	**5,319,421**	**-**	**-**	**-**	**5,319,421**

III. Fund Summary

Fund Summary	Previous Years	FY 2020/21	FY 2021/22	FY 2022/23	FY 2023/24	FY 2024/25	Future	Total
FSW FUTURE STORMWATER	-	-	-	5,319,421	-	-	-	5,319,421
Total:	**-**	**-**	**-**	**5,319,421**	**-**	**-**	**-**	**5,319,421**

MIAMIBEACH

CITY OF MIAMI BEACH
FY 2021 - 2025 Capital Budget and 5-Year Capital Improvement Plan

I. General

SUNSET ISLAND 2 **UTILITIES**

Project Number:	21222
Department:	PW ADMINISTRATION
Location:	MIDDLE BEACH
Description:	The purpose of the project improvements is to provide a higher LOS defined by flood protection and control of pollutant loading in the storm water systems. The improvements consist of one or a combination of the following: 1) Repair, replace, and or install collection systems, catch basins and manholes, 4) Construct water quality treatment devices, 5) Construct pump stations, controls and force mains, and 6) Repair or upgrade existing outfall pipes and seawalls (inclusive of tidal back flow prevention devices).
Projected date range:	10/01/2022 to 09/30/2023

II. Cost Summary

Cost Summary	Previous Years	FY 2020/21	FY 2021/22	FY 2022/23	FY 2023/24	FY 2024/25	Future	Total
CONSTRUCTION	-	-	-	7,446,121	-	-	-	7,446,121
Total:	**-**	**-**	**-**	**7,446,121**	**-**	**-**	**-**	**7,446,121**

III. Fund Summary

Fund Summary	Previous Years	FY 2020/21	FY 2021/22	FY 2022/23	FY 2023/24	FY 2024/25	Future	Total
FSW FUTURE STORMWATER	-	-	-	7,446,121	-	-	-	7,446,121
Total:	**-**	**-**	**-**	**7,446,121**	**-**	**-**	**-**	**7,446,121**

MIAMIBEACH

CITY OF MIAMI BEACH
FY 2021 - 2025 Capital Budget and 5-Year Capital Improvement Plan

I. General

SWR PUMP STATION # 18 IMPROVEMENTS **UTILITIES**

Project Number: 28420

Department: PW ENGINEERING

Location: NORTH/MIDDLE BEACH

Description: Requesting additional funds to bring sewer pump station #18 into compliance and out of Absolute Moratorium status. In 2013, Miami Dade County (MDC) entered into a Consent Decree with Environmental Protection Agency (EPA) to bring all utilities within Miami Dade County's jurisdiction into compliance with EPA Guidelines. These guidelines ensure that the public health and enviroment are not adversely impacted by the transportation of raw sewer. If these guidelines are not met, MDC will issue a state of moratorium, affecting the entire basin area of that utility system. In this event, no additional sewer flows shall be authorized, and no building permits(s) shall be issued, until corrections are made. (6450 Pine Tree Dr)

Projected date range: 10/01/2019 to 09/30/2021

II. Cost Summary

Cost Summary	Previous Years	FY 2020/21	FY 2021/22	FY 2022/23	FY 2023/24	FY 2024/25	Future	Total
CONSTRUCTION	696,000	696,517	-	-	-	-	-	1,392,517
OIG FUNDING	4,000	3,483	-	-	-	-	-	7,483
Total:	**700,000**	**700,000**	**-**	**-**	**-**	**-**	**-**	**1,400,000**

III. Fund Summary

Fund Summary	Previous Years	FY 2020/21	FY 2021/22	FY 2022/23	FY 2023/24	FY 2024/25	Future	Total
418 W&S CAP PROJ FNDED BY OPER FDS	700,000	700,000	-	-	-	-	-	1,400,000
Total:	**700,000**	**700,000**	**-**	**-**	**-**	**-**	**-**	**1,400,000**

MIAMIBEACH

CITY OF MIAMI BEACH
FY 2021 - 2025 Capital Budget and 5-Year Capital Improvement Plan

I. General

VALVE REPLACEMENT PROGRAM **UTILITIES**

Project Number: 65421
Department: PW ADMINISTRATION
Location: CITYWIDE
Description: This project will provide improvements to the water and sewer system. The improvements will include identification of valves requiring replacement and the performance of a condition assessment, design and replacement in accordance to the CMB Public Works Standards.
Projected date range: 10/01/2020 to 12/31/2022

II. Cost Summary

Cost Summary	Previous Years	FY 2020/21	FY 2021/22	FY 2022/23	FY 2023/24	FY 2024/25	Future	Total
CONTRACTED SERVICES REPAIR	-	-	959,584	-	-	-	-	959,584
OIG FUNDING	-	4,635	-	-	-	-	-	4,635
OTHER CONTRACTUAL SERVICES	-	927,000	-	-	-	-	-	927,000
Total:	**-**	**931,635**	**959,584**	**-**	**-**	**-**	**-**	**1,891,219**

III. Fund Summary

Fund Summary	Previous Years	FY 2020/21	FY 2021/22	FY 2022/23	FY 2023/24	FY 2024/25	Future	Total
419 2017 WATER & SEWER BONDS	-	931,635	959,584	-	-	-	-	1,891,219
Total:	**-**	**931,635**	**959,584**	**-**	**-**	**-**	**-**	**1,891,219**

MIAMIBEACH

CITY OF MIAMI BEACH
FY 2021 - 2025 Capital Budget and 5-Year Capital Improvement Plan

I. General

WASTE WATER STATIONS REHABILITATION **UTILITIES**

Project Number:	20619
Department:	PW ENGINEERING
Location:	CITYWIDE
Description:	This project is to address the need for rehabilitation of the City's Waste Water Pump Stations.
Projected date range:	10/01/2018 to 09/30/2024

II. Cost Summary

Cost Summary	Previous Years	FY 2020/21	FY 2021/22	FY 2022/23	FY 2023/24	FY 2024/25	Future	Total
CONSTRUCTION	4,477,000	(32,853)	5,209,019	-	-	-	-	9,653,166
CONTRACTED SERVICES REPAIR	-	6,603,400	-	-	-	-	-	6,603,400
OIG FUNDING	23,000	32,853	-	-	-	-	-	55,853
Total:	**4,500,000**	**6,603,400**	**5,209,019**	**-**	**-**	**-**	**-**	**16,312,419**

III. Fund Summary

Fund Summary	Previous Years	FY 2020/21	FY 2021/22	FY 2022/23	FY 2023/24	FY 2024/25	Future	Total
419 2017 WATER & SEWER BONDS	4,500,000	6,603,400	-	-	-	-	-	11,103,400
FWS FUTURE WATER & SEWER	-	-	5,209,019	-	-	-	-	5,209,019
Total:	**4,500,000**	**6,603,400**	**5,209,019**	**-**	**-**	**-**	**-**	**16,312,419**

MIAMIBEACH

CITY OF MIAMI BEACH
FY 2021 - 2025 Capital Budget and 5-Year Capital Improvement Plan

I. General

WASTEWATER MANHOLE REHABILITATION **UTILITIES**

Project Number: 28220

Department: PW ENGINEERING

Location: CITYWIDE

Description: Currently the City has a total of 3,160 manholes of which about 70% are in need of repair, bringing the total amount of manholes that need servicing and/or rehabilitation to about 2,212. Rehabilitation processes would include improving structural integrity by restoring surfaces and cleaning, eradicating leaks, correcting corrosion, repairing bench and inverts, and applying new liners to prevent future corrosion. On average the price of these processes range from $2,500 to $3,500 per manhole.

Projected date range: 10/01/2019 to 09/30/2026

II. Cost Summary

Cost Summary	Previous Years	FY 2020/21	FY 2021/22	FY 2022/23	FY 2023/24	FY 2024/25	Future	Total
CONSTRUCTION	1,492,000	1,537,313	1,591,350	1,647,091	1,688,263	-	-	7,956,017
OIG FUNDING	8,000	7,687	-	(8,000)	-	-	-	7,687
Total:	**1,500,000**	**1,545,000**	**1,591,350**	**1,639,091**	**1,688,263**	**-**	**-**	**7,963,704**

III. Fund Summary

Fund Summary	Previous Years	FY 2020/21	FY 2021/22	FY 2022/23	FY 2023/24	FY 2024/25	Future	Total
418 W&S CAP PROJ FNDED BY OPER FDS	1,500,000	1,545,000	1,591,350	-	-	-	-	4,636,350
FWS FUTURE WATER & SEWER	-	-	-	1,639,091	1,688,263	-	-	3,327,354
Total:	**1,500,000**	**1,545,000**	**1,591,350**	**1,639,091**	**1,688,263**	**-**	**-**	**7,963,704**

MIAMIBEACH

CITY OF MIAMI BEACH
FY 2021 - 2025 Capital Budget and 5-Year Capital Improvement Plan

I. General

WATER & WASTEWATER MAINS AND REHAB **UTILITIES**

Project Number:	28520
Department:	PW ENGINEERING
Location:	CITYWIDE
Description:	Rehabilitation of the water and wastewater mainlines.
Projected date range:	10/01/2019 to 12/31/2025

II. Cost Summary

Cost Summary	Previous Years	FY 2020/21	FY 2021/22	FY 2022/23	FY 2023/24	FY 2024/25	Future	Total
CONSTRUCTION	16,600,000	9,370,855	-	14,214,469	15,441,872	15,268,653	-	70,895,849
DESIGN AND ENGINEERING	350,000	-	-	-	-	-	-	350,000
OIG FUNDING	50,000	46,854	-	-	-	-	-	96,854
Total:	**17,000,000**	**9,417,709**	**-**	**14,214,469**	**15,441,872**	**15,268,653**	**-**	**71,342,703**

III. Fund Summary

Fund Summary	Previous Years	FY 2020/21	FY 2021/22	FY 2022/23	FY 2023/24	FY 2024/25	Future	Total
418 W&S CAP PROJ FNDED BY OPER FDS	-	140,889	-	-	-	-	-	140,889
419 2017 WATER & SEWER BONDS	17,000,000	9,276,820	-	-	-	-	-	26,276,820
FWS FUTURE WATER & SEWER	-	-	-	14,214,469	15,441,872	15,268,653	-	44,924,994
Total:	**17,000,000**	**9,417,709**	**-**	**14,214,469**	**15,441,872**	**15,268,653**	**-**	**71,342,703**

MIAMIBEACH

CITY OF MIAMI BEACH
FY 2021 - 2025 Capital Budget and 5-Year Capital Improvement Plan

I. General

WATER METER REPLACEMENT PROGRAM **UTILITIES**

Project Number:	60319
Department:	PW ADMINISTRATION
Location:	CITYWIDE
Description:	This project is to address the need for a water meter replacement program currently not established. These funds will start a multiple year project to replace meters th.at have not been replaced on a regular schedule.
Projected date range:	10/01/2018 to 09/30/2022

II. Cost Summary

Cost Summary	Previous Years	FY 2020/21	FY 2021/22	FY 2022/23	FY 2023/24	FY 2024/25	Future	Total
EQUIPMENT	9,058,893	-	-	-	-	-	-	9,058,893
OIG FUNDING	56,000	24,876	-	-	-	-	-	80,876
OTHER CONTRACTUAL SERVICES	1,990,000	4,975,124	-	-	-	-	-	6,965,124
Total:	**11,104,893**	**5,000,000**	**-**	**-**	**-**	**-**	**-**	**16,104,893**

III. Fund Summary

Fund Summary	Previous Years	FY 2020/21	FY 2021/22	FY 2022/23	FY 2023/24	FY 2024/25	Future	Total
418 W&S CAP PROJ FNDED BY OPER FDS	9,104,893	-	-	-	-	-	-	9,104,893
419 2017 WATER & SEWER BONDS	2,000,000	5,000,000	-	-	-	-	-	7,000,000
Total:	**11,104,893**	**5,000,000**	**-**	**-**	**-**	**-**	**-**	**16,104,893**

MIAMIBEACH

CITY OF MIAMI BEACH
FY 2021 - 2025 Capital Budget and 5-Year Capital Improvement Plan

I. General

WATER PUMP STATIONS IMPROVEMENTS **UTILITIES**

Project Number: 28120

Department: PW ENGINEERING

Location: CITYWIDE

Description: Requesting additional funds to replace the leaking old cast iron pipes at water pump stations. This project would replace all existing old oversized cast iron pipes and fittings at the pump station to standard ductile iron pipes and fittings. By- pass pumps will needed to be installed to keep the station and both 4-million-gallons water storage tanks in operation while repairs are being made.

Projected date range: 10/01/2019 to 09/30/2024

II. Cost Summary

Cost Summary	Previous Years	FY 2020/21	FY 2021/22	FY 2022/23	FY 2023/24	FY 2024/25	Future	Total
CONSTRUCTION	795,000	(22,861)	4,710,396	-	-	-	-	5,482,535
CONTRACTED SERVICES REPAIR	-	4,595,000	-	-	-	-	-	4,595,000
DESIGN AND ENGINEERING	200,000	-	-	-	-	-	-	200,000
OIG FUNDING	5,000	22,861	-	-	-	-	-	27,861
Total:	**1,000,000**	**4,595,000**	**4,710,396**	**-**	**-**	**-**	**-**	**10,305,396**

III. Fund Summary

Fund Summary	Previous Years	FY 2020/21	FY 2021/22	FY 2022/23	FY 2023/24	FY 2024/25	Future	Total
418 W&S CAP PROJ FNDED BY OPER FDS	1,000,000	-	-	-	-	-	-	1,000,000
419 2017 WATER & SEWER BONDS	-	4,595,000	-	-	-	-	-	4,595,000
FWS FUTURE WATER & SEWER	-	-	4,710,396	-	-	-	-	4,710,396
Total:	**1,000,000**	**4,595,000**	**4,710,396**	**-**	**-**	**-**	**-**	**10,305,396**

Definitions

APPROPRIATION: The legal authority necessary to make an expenditure for a specific project up to a certain dollar amount. All appropriations must have an available funding source before an appropriation can be made.

BEGINNING DATE: Date that work on the project has begun or is expected to begin. This date may correspond to the preparation of architectural drawings, the beginning of construction, or the installation of equipment, depending upon a particular project.

CAPITAL APPROPRIATIONS RESOLUTION: A resolution implementing the Capital Budget prepared annually and adopted by the City Commission. This instrument authorizes specific appropriations by source of funding for specific capital projects and is subject only to formal amendments during the fiscal year.

CAPITAL BUDGET: All funds to be appropriated for those ongoing capital projects as well as additional funds scheduled for projects (both ongoing and new) in the current fiscal year of the Capital Improvement Program.

CAPITAL BUDGET PROCESS COMMITTEE: Committee created in the spring of 2006 with representatives from several City departments, with responsibility for reviewing and prioritizing new Capital Projects that will be funded in a given Fiscal Year, and for recommendation of funding allocations from authorized sources for the prioritized projects.

CAPITAL IMPROVEMENT PROGRAM: An official multi-year plan of capital projects for the City that shows prior appropriations, current year budget and future funding needs on a project by project basis, including summary information tables.

CAPITAL IMPROVEMENT PLAN (CIP): Proposed funding schedule for five years, which is updated annually, to add new projects, to reevaluate program and project priorities, and to revise recommendations while taking into account new requirements and new sources of funding.

CAPITAL PROJECT (OR CAPITAL IMPROVEMENT): A capital or in-kind expenditure of at least $25,000, resulting in the acquisition, improvement, construction, or addition to the City's fixed assets in the form of land, buildings or physical improvements to real property (more or less permanent in nature), and durable equipment with a life expectancy of at least 5 years.

COMPREHENSIVE PLAN: Refers to the City of Miami Beach Comprehensive Plan, as adopted.

COMPLETION DATE: The expected date that the project will be completed and become fully usable. The project may be carried on the books for a period of time after the completion date.

COST SUMMARY: A list of capital costs directly associated with the design, construction or acquisition of a project, itemized by line items used in the Citywide accounting system, appropriated in prior years and the expected amount to be appropriated for the remaining four years of the CIP.

DEPARTMENT: The City department that has initiated the project.

DESCRIPTION: A description of the project, highlighting the most important features.

FUND SUMMARY: A list of all funding sources contributing to that project funding. Abbreviated funding codes are used, with brief titles given at the bottom of each page and a full explanation of each in the "Capital Program" section. Costs are expressed in thousands of dollars and reflect the amount of money APPROPRIATED in prior years and the expected amount of APPROPRIATIONS for the six-year CIP.

FUNDED: Cash is on hand and it is available for immediate use, as well as planned financings by future bonds, grants that have been awarded but not yet received, funding from the County not yet received future operating funds, and future special assessments.

FUNDING SOURCE(S)/FUNDING: Identifies an area where the cash to fund a project will be coming from. For example, an approved bond referendum that has been validated is a certified, available funding source, while an anticipated bond referendum not yet approved, by the voters is not.

FUTURE: Project has been recommended for funding at some future data but funding sources, timing of funding and milestone dates have not yet been identified.

LEGAL AUTHORITY: Legal requirements for preparing the City of Miami Beach's Capital Improvement Plan as set forth by Miami-Dade County Code (Section 2-11.7-2.11.11), and the Florida Statutes, respectively.

LEVEL OF SERVICE (LOS): The acceptable, minimum level of service that must be provided by public facilities as specified in the Comprehensive Plan. Level of service standards are adopted for: a) recreation and open space; b) potable water; c) sanitary sewers; d) storm drainage; e) solid waste; and f) traffic circulation.

LOCATION: Refers to the area of the City of Miami Beach where the project will take place. Locations can be in North Beach, South Beach, City Center, etc.

MANAGER: City staff person responsible for the day-to-day management of project.

NEIGHBORHOOD: One of the neighborhoods that comprise the City. Neighborhood boundaries were developed as part of the Year 2000 comprehensive planning process.

OPERATING BUDGET: Refers to the current revenues and expenses incurred by city departments, and agencies. These items would usually be reflected in the General Fund and/or in the Enterprise Funds upon implementation of the project.

PERCENT COMPLETED: The percentage amount of the project expected to be complete as of September 30th. Completed architectural drawings for a project with no actual construction started may be shown as "5%" completed.

PROGRAM AREA: Main area or category impacted by the project. Program areas can be environmental, bridges, convention center, parks, garages, etc.

PROJECT NUMBER: Unique identifier for each project in City's financial system.

PROPOSED FUNDING: Refers to when a funding source has been identified but the funds are programmed to be available at a future date.

PROJECTED DATE RANGE: Defines specific start and end dates related to the different phases of a project, as applicable, including planning, design, and construction.

TITLE: Official name of project.

CIP - PARKS AND CITY FACILITES PROJECT PHASES

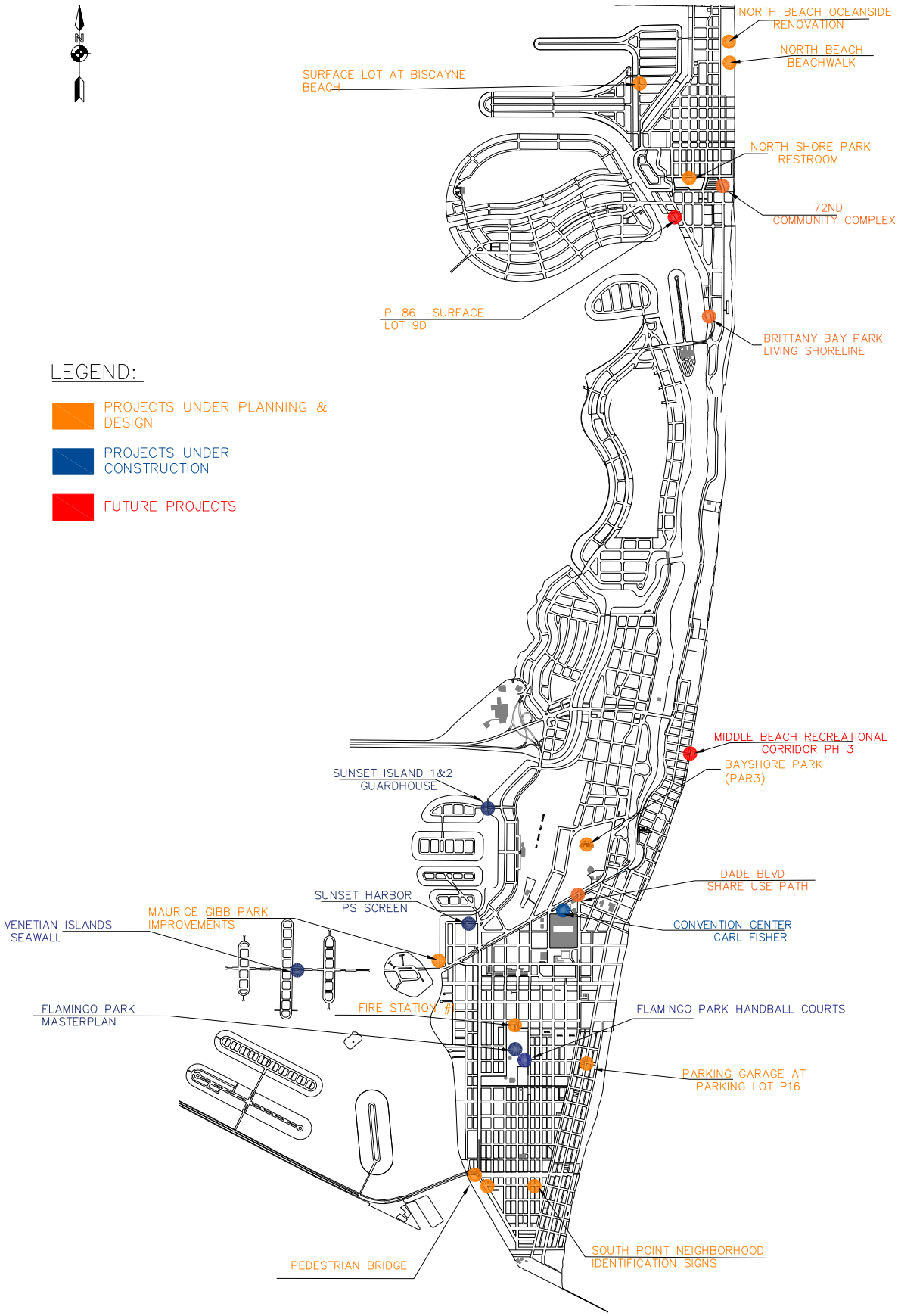

CIP - PRIORITIZATION OF ROW PROJECTS

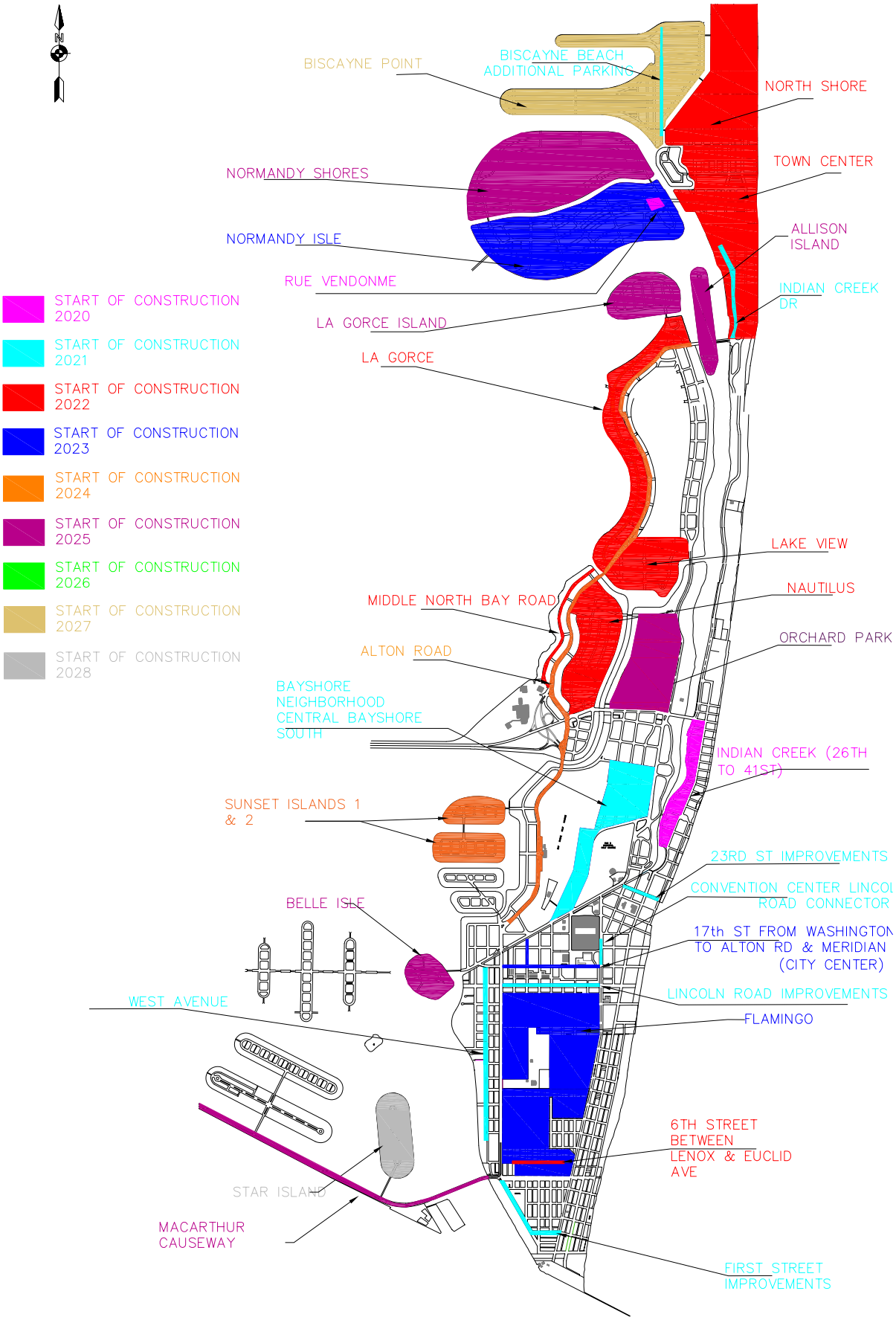

PROPERTY MANAGEMENT - RENEWAL & REPLACEMENT PROJECTS

NORTH BEACH

1. FIRE STATION #3- 40 YEAR RECERTIFICATION
2. NORMANDY SHORES GOLF CLUB- CLUBHOUSE ROOF

MID BEACH

3. FIRE STATION #2- AIR CONDITIONING REPLACEMENT
4. FIRE STATION #2- TRAINING TOWER STRUCTURAL REPAIRS

SOUTH BEACH

5. 10TH ST AUDITORIUM- ROOF COATING
6. 10TH ST AUDITORIUM- HEAT PUMP RENEWAL
7. 1701 MERIDIAN AVE- 50 YEAR RECERTIFICATION
8. CITY HALL - GENERATOR REPLACEMENT
9. FIRE STATION #1- ROOF REPAIRS
10. FLEET MANAGEMENT - CONCRETE SPALLING
11. FLEET MANAGEMENT - GENERATOR TRANSFER SWITCH
12. FLEET MANAGEMENT - FIRE SPRINKLER
13. HISTORIC CITY HALL- 90 YEAR RECERTIFICATION
14. MIAMI BEACH POLICE DEPARTMENT- HVAC CONTROLS
15. MIAMI BEACH POLICE DEPARTMENT- CUBAN MONUMENT RESTORATION
16. OCEAN RESCUE - FIRE ALARM RENEWAL
17. WORLD WAR MEMORIAL

RDA

18. BASS MUSEUM - WINDOW REPLACEMENT
19. BASS MUSEUM - CONDENSER WATER PUMPS RENEWAL
20. BOTANICAL GARDENS - RESTROOMS RENEWAL
21. FILLMORE - SITE LIGHTING PHASE II
22. MIAMI CITY BALLET - STUDIO FLOORING

CITYWIDE

23. BEACH RESTROOMS-REPLACE RESTROOM EXHAUST SYSTEMS
24. SECURITY ENHANCEMENTS CITYWIDE

PARKING

25. 7 STREET GARAGE - UPS BATTERY SYSTEM RENEWAL
26. 12TH STREET GARAGE - ROOF AND DECK
27. 13TH STREET GARAGE - WINDOW/GLASS BLOCK RENEWAL
28. 13TH STREET GARAGE - 40 YEAR RECERTIFICATION
29. 16TH STREET (ANCHOR) GARAGE - FIRE SPRINKLER RENEWAL
30. 16TH STREET (ANCHOR) GARAGE - FIRE ALARM REPLACEMENT
31. 16TH STREET (ANCHOR) GARAGE - CANVAS AWNING RENEWAL
32. SUNSET HARBOUR GARAGE - FIRE ALARM RENEWAL
33. 42ND STREET GARAGE - 50 YEAR RECERTIFICATION
34. 42ND STREET GARAGE - FALL PROTECTION GUARDS RENEWAL

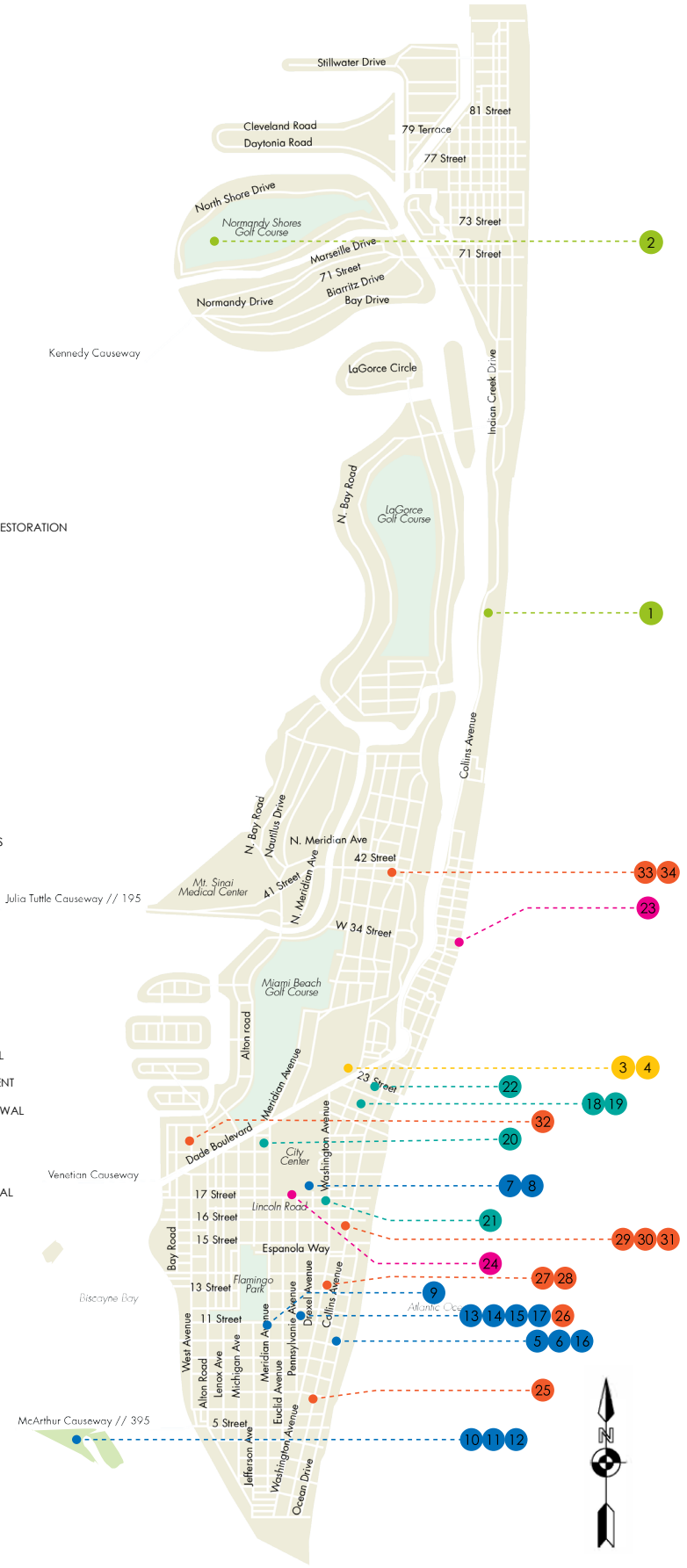

PARKS & RECREATION - CAPITAL IMPROVEMENT PLAN

FY2022-FUTURE

1. Citywide Park Landscaping Improvement (Approved for FY20-21)
2. Citywide Court Improvement
3. Citywide Fitness Course Improvement

FISCAL YEAR 2020-2021

4. North Beach Oceanside Park
5. Parkview Island Annex Dog Park
6. North Shore Bandshell Plumbing Repairs
7. Indian Beach Park Playground Expansion
8. Miami Beach Golf Course Irrigation Pump
9. Beach Restrooms Paint and Concrete
10. Polo Park Lighting & Soccer Field

FISCAL YEAR 2021-2022

11. Fairway Park Improvement
12. Normandy Isle Park Artificial Turf Installation
13. Miami Beach Golf Club Reel Grinders Replacement
14. Miami Beach Golf Club Driving Range Netting Replacement
15. Normandy Shores Golf Club House Carpet Replacement
16. Flamingo Park Tennis Center Courts Resurfacing
17. Flamingo Playground Replacement
18. Miami Beach Golf Club - Driving Range Lighting Replacement
19. Miami Beach Golf Club House Painting
20. South Pointe Park - Fishing Pier Railing Replacement
21. Lummus Park Playground Replacement
22. Miami Beach Golf Course Renovation
23. Citywide Parks Irrigation System
24. North Beach Parks Restroom Restoration
25. Buoy Park Reforestation Improvement
26. Normandy Isle Park and Pool Renovations

FISCAL YEAR 2022-2023

27. Beach View Fitness Course Replacement
28. Flamingo Football Perimeter Football Fence Replacement
29. Normandy Isle Park Playground Replacement
30. Normandy Isle Pool Locker Room & Pumps
31. South Pointe Park Splash Pad Sprayer System and Safety Surface Replacement
32. Flamingo Park N-S Walkway/Promenade Replacement
33. Flamingo Park Football Stadium Railings
34. Miami Beach Golf Club Kitchen Floor Replacement
35. Normandy Shores Golf Club Golf Pumps
36. Soundscape LED Lighting Replacement
37. Security Audio System for All Pools
38. Scott Rakow Youth Center Kitchen Renovation

FISCAL YEAR 2023-2024

39. Biscayne Elementary Shared Field Sports Lighting
40. Flamingo Pool Deck & Pump Room Improvement
41. Flamingo Park Football Stadium Artificial Turf Replacement
42. Beach View Park Playground Replacement
43. Park Ranger Headquarter Renovation
44. NSPYC Kitchen and Cabinetry Addition
45. NSPYC Safety Improvement to Front Desk Area
46. Parks Maintenance Facility Renovations
47. Stillwater Park Playground Replacement
48. Crespi Park Playground Replacement
49. Polo Park Playground Replacement
50. Miami Beach Golf Club - Club House Carpet Replacement

FISCAL YEAR 2024-2025

51. West Lots (85 & 86 St) Conversion to Multi-use 12U Soccer Field and a Micro Soccer Field
52. Stillwater Park Addition of Micro Soccer Fields & Sports Lighting
53. Crespi Park Sports Lighting and Micro Soccer Fields
54. Allison Park Playground Replacement
55. Flamingo Soccer Field Artificial Turf Replacement
56. Normandy Shores Golf Club Tee Renovations

FUTURE

57. Muss Park Playground Replacement
58. Belle Isle Park Playground Replacement
59. Parkview Island Playground Replacement

MIAMIBEACH
PARKS & RECREATION

#MBParks | miamibeachparks.com

RESOLUTION NO. 2020-31431

A RESOLUTION OF THE MAYOR AND CITY COMMISSION OF THE CITY OF MIAMI BEACH, FLORIDA, ADOPTING THE FINAL CAPITAL IMPROVEMENT PLAN FOR FISCAL YEARS 2021-2025 AND ADOPTING THE CITY OF MIAMI BEACH FINAL CAPITAL BUDGET FOR FY 2021.

WHEREAS, the FY 2021-2025 Capital Improvement Plan (CIP) for the City of Miami Beach is a five-year plan for public improvements and capital expenditures by the City and is an official statement of public policy regarding long-range physical development in the City of Miami Beach; and

WHEREAS, the first year of the FY 2021-2025 CIP represents the final Capital Budget appropriation for FY 2021; and

WHEREAS, the final CIP has been updated to include projects that will be active during FY 2021 through 2025; and

WHEREAS, the final Capital Budget itemizes project funds to be committed during the upcoming fiscal year and details expenditures for project components which include architectural and engineering, construction, equipment, Art in Public Places, and other related project costs; and

WHEREAS, capital funding priorities for FY 2021 were discussed at the June 16, 2020, July 17, 2020, and July 24, 2020 meetings of the Finance and Economic Resiliency Committee ("the Committee") and adjustments were made to the funding recommendations presented per direction from the Committee; and

WHEREAS, at the first public hearing on September 16, 2020, the Mayor and City Commission tentatively adopted the FY 2021 Capital Budget and the FY 2021-2025 five-year CIP; and

WHEREAS, the final Capital Budget for FY 2021 totaling $60,181,145 is recommended by the Administration for adoption at this time for projects and capital equipment acquisitions; and

WHEREAS, based on current schedules, additional water, sewer, and storm water projects are financed over a series of years; and

WHEREAS, under this approach, the City utilizes a line of credit to allow the necessary rate capacity to issue additional tax-exempt bonds through rate increases and also spend down the current committed, but unspent, bond proceeds; and

WHEREAS, the proposed sources of funding for the final FY 2021 Capital Budget are included in Attachment "A" and the projects to be adopted in the final FY 2021 Capital Budget and the five-year CIP are included in Attachment "B."

NOW, THEREFORE, BE IT RESOLVED BY THE MAYOR AND CITY COMMISSION OF THE CITY OF MIAMI BEACH, FLORIDA, that the Mayor and City Commission hereby adopt the final Capital Improvement Plan for FY 2021-2025 and adopt the City of Miami Beach final Capital Budget for FY 2021, as set forth in Attachments "A" and "B."

PASSED AND ADOPTED this 29th day of September, 2020.

ATTEST:

10/1/2020

Rafael E. Granado, City Clerk

Dan Gelber, Mayor

APPROVED AS TO
FORM & LANGUAGE
& FOR EXECUTION

for 9-23-20

City Attorney RAP Date

STATE OF FLORIDA
COUNTY OF MIAMI-DADE

I, RAFAEL E. GRANADO, City Clerk of the City of Miami Beach, Florida, do hereby certify that the above and foregoing is a true and correct copy of the original thereof on file in this office.

WITNESS my hand and seal of said City this 1 day of OCTOBER, 2020.

Rafael E. Granado
City Clerk of the City of Miami Beach, Florida

ATTACHMENT A

MIAMIBEACH

FY 2021 - 2025 CAPITAL IMPROVEMENT PLAN BY FUNDING SUMMARY
CITY OF MIAMI BEACH

PROJECT	PROJECT NAME	Previous Years	FY 2021	FY 2022	FY 2023	FY 2024	FY 2025	Future	Total
106 TRANSPORTATION FUND 106									
20018	ADAPTIVE TRAFFIC SIGNAL CONTROLS	-	-	-	-	-	-	1,800,000	1,800,000
20118	BAYSHORE NEIGHBORHOOD TRAFFIC CALMING 1A	378,075	-	-	-	-	-	-	378,075
20218	NAUTILUS TRAFFIC CALMING PHASE I	355,500	-	-	-	-	-	-	355,500
20221	16TH STREET PROTECTED BIKE LANES	-	-	-	627,000	-	-	-	627,000
20318	VENETIAN ILLUMINATED CROSSWALKS	180,000	-	-	-	-	-	-	180,000
20617	NEW BUS SHELTER DESIGNS	504,251	-	-	-	-	-	-	504,251
20620	LA GORCE / PINE TREE DR BIKE LANES	-	-	300,000	-	1,500,000	-	-	1,800,000
21522	ALTON ROAD SHARED USE PATH PHASE II	-	-	-	-	-	-	3,631,000	3,631,000
60222	NORTH BEACH GREENWAYS PHASE III	-	-	1,170,220	-	-	-	-	1,170,220
60327	10TH STREET NEIGHBORHOOD GREENWAY	-	-	1,494,000	-	-	-	-	1,494,000
60817	SAFE ROUTES-BISCAYNE ELEMENTARY	70,628	-	-	-	-	-	-	70,628
62222	WEST AVENUE BICYCLE LANES PHASE II	-	-	107,634	-	-	-	-	107,634
69820	NORTH BEACH GREENWAYS PHASE I	448,625	(448,625)	-	-	-	-	-	-
	Fund Total:	**1,937,079**	**(448,625)**	**3,071,854**	**627,000**	**1,500,000**	**-**	**5,431,000**	**12,118,308**
115 HUD SECTION 108 LOAN									
23220	NORTH SHORE NEIGHBORHOOD IMPROVEMENTS	1,017,391	-	-	-	-	-	-	1,017,391
	Fund Total:	**1,017,391**	**-**	**-**	**-**	**-**	**-**	**-**	**1,017,391**
117 CLEAN WATER STATE REVOLVE FUND									
68000	CLEAN WATER SYSTEM	7,500,000	-	-	-	-	-	-	7,500,000
	Fund Total:	**7,500,000**	**-**	**-**	**-**	**-**	**-**	**-**	**7,500,000**
121 SUNSET ISLAND 3&4 UNDERGROUND									
69790	SUNSET 3 & 4 UTILITY PAYMENT	1,532,002	-	-	-	-	-	-	1,532,002
	Fund Total:	**1,532,002**	**-**	**-**	**-**	**-**	**-**	**-**	**1,532,002**
125 CAPITAL RENEWAL & REPLACEMENT									
20000	PAVEMENT & SIDEWALK PROGRAM	500,000	(462,014)	462,014	-	-	-	-	500,000
20237	FAIRWAY PARK IMPROVEMENTS	1,923	-	-	-	-	-	-	1,923
21818	PROPERTY MGMT FACILITY GENERATOR	95,000	-	-	-	-	-	-	95,000
27800	STREET LIGHTING IMPROVEMENTS	300,000	-	-	-	-	-	-	300,000
28410	SCOTT RAKOW PLAYGROUND	16,964	-	-	-	-	-	-	16,964
28550	LIFEGUARD STAND REPLACEMENTS	141,189	-	-	-	-	-	-	141,189
60007	POLICE STATION NEW GENERATOR	555,000	-	-	-	-	-	-	555,000
60030	POLICE STATION MEN'S LOCKER ROOM	228,871	-	-	-	-	-	-	228,871
60031	WATER TOWER RESTORATION STAR ISLAND	-	-	350,000	-	-	-	-	350,000
60038	SOUTH SHORE C.C. FIRE ALARM RENEWAL	112,086	(100,716)	-	-	-	-	-	11,370
60057	FIRE STATION 3 EMERGENCY GENERATOR	25,200	-	-	-	-	-	-	25,200
60118	POLICE STATION BACKUP CHILLER	149,404	-	-	-	-	-	-	149,404

ATTACHMENT A

MIAMIBEACH

FY 2021 - 2025 CAPITAL IMPROVEMENT PLAN BY FUNDING SUMMARY
CITY OF MIAMI BEACH

PROJECT	PROJECT NAME	Previous Years	FY 2021	FY 2022	FY 2023	FY 2024	FY 2025	Future	Total
60220	UNIDAD BUILDING-ROOF REPLACEMENT	87,675	-	-	-	-	-	-	87,675
60418	HISTORIC CITY HALL HUMIDITY CONTROL	96,068	-	-	-	-	-	-	96,068
60420	FIRE STATION 2-A/C REPLACEMENT	-	52,500	-	-	-	-	-	52,500
60519	CITY HALL 40-YR STRUCTURAL	154,800	-	-	-	-	-	-	154,800
60520	MBPD-CONDENSER AND PUMPS	-	-	125,000	-	-	-	-	125,000
60618	HISTORIC CITY HALL FIRE ALARM	151,618	-	-	-	-	-	-	151,618
60619	MBPD-COOLING TOWER BASE REPAIR	68,000	-	-	-	-	-	-	68,000
60718	NORTH SHORE PARK YOUTH CENTER A/C	80,000	-	-	-	-	-	-	80,000
60719	UNIDAD ELEVATOR MODERNIZATION	70,000	-	-	-	-	-	-	70,000
60821	CITY HALL-REPLACE RESTROOM EXHAUST	-	-	35,000	-	-	-	-	35,000
60919	SSCC BATHROOM AND KITCHEN UPGRADE	150,000	(150,000)	-	-	-	-	-	-
61021	MB POLICE GARAGE CONCRETE SPALLING	-	-	800,000	-	-	-	-	800,000
61100	P.A.L. BUILDING - FIRE ALARM	95,000	-	-	-	-	-	-	95,000
61119	SSCC PLAYGROUND AREA MITIGATION	85,000	(85,000)	-	-	-	-	-	-
61120	CITY HALL-COOLING TOWER BASE	100,000	-	-	-	-	-	-	100,000
61121	SCOTT RAKOW YOUTH CENTER-KITCHEN	-	-	-	150,000	-	-	-	150,000
61221	NORM. ISLE POOL LOCKER ROOM & PUMPS	-	-	-	250,000	-	-	-	250,000
61290	CITY HALL FIRE ALARM SYSTEM	314,325	-	-	-	-	-	-	314,325
61320	UNIDAD BUILDING-DOOR RENEWAL	-	-	40,000	-	-	-	-	40,000
61321	71ST STREET WELCOME SIGN RENOVATION	-	-	40,000	-	-	-	-	40,000
61420	UNIDAD BUILDING-WINDOW SEAL RENEWAL	-	-	40,000	-	-	-	-	40,000
61521	CITY HALL LOADING DOCK RESURFACING	-	-	70,000	-	-	-	-	70,000
61621	CITY HALL CHAMBER ACOUSTICAL FLOOR	-	-	60,000	-	-	-	-	60,000
61721	CITY HALL CHAMBER FF&E RENEWAL	-	-	105,000	-	-	-	-	105,000
61821	C.H. CHAMBER ACOUSTICAL WALL CARPET	-	-	212,000	-	-	-	-	212,000
61921	10TH ST. AUDIT. ENTRANCE DRAINAGE	-	-	250,000	-	-	-	-	250,000
62021	COLONY THEATER ELEVATOR	-	-	80,000	-	-	-	-	80,000
62117	FIRE STATION #2 TRAINING TOWER	-	160,800	-	-	-	-	-	160,800
62221	COLONY THEATER RESTROOM RENOVATION	-	-	50,000	-	-	-	-	50,000
62321	COLONY THEATER EXTERIOR PAINTING	-	-	80,800	-	-	-	-	80,800
62421	COLONY THEATER LED LIGHTS UPGRADE	-	-	40,000	-	-	-	-	40,000
62622	HISTORIC CITY HALL FRONT ELEVATION	-	-	50,500	-	-	-	-	50,500
62722	777 FIRE PREVENTION FLOORING RENEWAL	-	-	40,400	-	-	-	-	40,400
62820	P.A.L. BUILDING-ROOF REPAIRS	90,000	-	-	-	-	-	-	90,000
62822	INTERNAL AFFAIRS RESTROOM RENOVATION	-	-	131,300	-	-	-	-	131,300
62920	FIRE STATION #2 WATERPROOFING	192,000	-	-	-	-	-	-	192,000
62922	BASS MUSEUM EXTERIOR WALL REPAIRS	-	-	38,380	-	-	-	-	38,380

MIAMIBEACH

FY 2021 - 2025 CAPITAL IMPROVEMENT PLAN BY FUNDING SUMMARY
CITY OF MIAMI BEACH

PROJECT	PROJECT NAME	Previous Years	FY 2021	FY 2022	FY 2023	FY 2024	FY 2025	Future	Total
63022	MIAMI CITY BALLET EXIT SIGN RENEWAL	-	-	72,720	-	-	-	-	72,720
63080	BEACH RESTROOMS PAINT AND CONCRETE	225,000	-	-	-	-	-	-	225,000
63122	10TH ST AUDITORIUM LED UPGRADE	-	-	143,400	-	-	-	-	143,400
63222	COLONY THEATER EXIT SIGN RENEWAL	-	-	35,350	-	-	-	-	35,350
63322	COLONY THEATER VINYL FLOORING RENEWAL	-	-	32,825	-	-	-	-	32,825
63350	POLICE HQ ELEVATORS & OTHER PROJECT	384,260	-	-	-	-	-	-	384,260
63420	NS YOUTH CNTR ROOFTOP A/C RENEWAL	-	-	125,000	-	-	-	-	125,000
63422	HISTORIC CITY HALL WINDOWS (ENERGY-EFFICIENT)	-	-	32,320	-	-	-	-	32,320
63620	CITY HALL CHILLED & CONDENSER PUMPS	-	-	50,000	-	-	-	-	50,000
63718	SANITATION INTERIOR REPLACEMENT	312,800	-	-	-	-	-	-	312,800
63720	10TH ST AUDITORIUM-LOUVER	-	-	50,000	-	-	-	-	50,000
63721	ROOF REPAIRS FIRE STATION #1	-	111,100	-	-	-	-	-	111,100
63821	MBPD 4TH FLOOR HVAC CONTROLS	-	312,000	-	-	-	-	-	312,000
63918	PUBLIC WORKS FACILITY RENOVATION	101,111	-	-	-	-	-	-	101,111
63921	1701 MERIDIAN AVE 50 YEAR RECERTIFICATION	-	50,500	-	-	-	-	-	50,500
64020	CITY HALL CARD ACCESS SYSTEM REPLACEMENT	80,436	-	-	-	-	-	-	80,436
64021	HISTORIC CITY HALL 90 YEAR RECERTIFICATION	-	66,000	-	-	-	-	-	66,000
64221	BASS MUSEUM WINDOW REPLACEMENT	-	67,355	-	-	-	-	-	67,355
64320	CITY HALL -COOLING TOWER CONDENSER	90,000	-	-	-	-	-	-	90,000
64420	CITY HALL RESTROOM RENOVATIONS	-	-	250,000	-	-	-	-	250,000
64620	ALLISON BRIDGE RAILING PROJECT	-	-	60,000	-	-	-	-	60,000
64720	FIRE STATION 2 EXT PAINT & LIGHTING	-	-	55,000	-	-	-	-	55,000
65120	GREENSPACE FACILITY SECURITY SYSTEM	-	-	110,000	-	-	-	-	110,000
65218	PURDY AVE BOAT RAMP REPAIRS	84,661	-	-	-	-	-	-	84,661
65219	SOUTH POINTE PARK HVAC REPLACEMENT	85,000	-	-	-	-	-	-	85,000
65318	BOTANICAL GARDEN HVAC REPLACEMENTS	55,000	-	-	-	-	-	-	55,000
65319	CODE / HOUSING OFFICES RELOCATION	580,596	-	-	-	-	-	-	580,596
65320	UNIDAD INTERIOR & EXTERIOR PAINTING	-	-	89,000	-	-	-	-	89,000
65420	MBPD NORTH SUB STATION PARKING LOT	-	-	232,300	-	-	-	-	232,300
65520	MBPD N SUB STN PAINTING, FLOORING	-	-	234,000	-	-	-	-	234,000
65720	HISTORIC CH-ROOF ACCESS LADDER	-	-	100,000	-	-	-	-	100,000
65920	MBFD STATIONS SECURITY UPGRADES CW	-	-	-	126,000	-	-	-	126,000
66020	CITY HALL - MAIN ENTRANCE PAVERS	-	-	152,000	-	-	-	-	152,000
66220	HISTORIC CITY HALL ELEVATOR	350,000	-	-	-	-	-	-	350,000
66720	COLONY THEATER-SOUND AND VIDEO	-	-	100,000	-	-	-	-	100,000
67030	MARINE PATROL EXTERIOR RESTORATION	60,728	-	-	-	-	-	-	60,728
67040	NORMANDY ISLE PARK & POOL	200,000	-	-	-	-	-	-	200,000

ATTACHMENT A

MIAMIBEACH

FY 2021 - 2025 CAPITAL IMPROVEMENT PLAN BY FUNDING SUMMARY
CITY OF MIAMI BEACH

PROJECT	PROJECT NAME	Previous Years	FY 2021	FY 2022	FY 2023	FY 2024	FY 2025	Future	Total
67200	FIRE STATION 3 FIRE ALARM UPGRADE	55,000	-	-	-	-	-	-	55,000
67220	FIRE STATION 3 EMERGENCY GENERATOR	43,955	-	-	-	-	-	-	43,955
67240	777 BUILDING HVAC 4TH FLOOR	170,000	-	-	-	-	-	-	170,000
68720	POLICE HQ & PARKING GARAGE-FIRE ALARM	222,033	-	-	-	-	-	-	222,033
68760	CITY HALL ELECTRICAL UPGRADES	341,500	-	-	-	-	-	-	341,500
69220	PUBLIC WORKS FACILITY GENERATOR	195,863	-	-	-	-	-	-	195,863
69480	MARINE PATROL EMERGENCY GENERATOR	10,715	-	-	-	-	-	-	10,715
69960	SOUTH SHORE COMMUNITY ELEVATOR	124,934	-	-	-	-	-	-	124,934
	Fund Total:	**7,633,715**	**22,525**	**5,024,309**	**526,000**	**-**	**-**	**-**	**13,206,549**
126 SOUTH POINTE RENEWAL & REPLACEMENT									
29130	SOUTH POINTE MISCELANEOUS IMPROVEMENTS	468,425	-	-	-	-	-	-	468,425
65219	SOUTH POINTE PARK HVAC REPLACEMENT	25,000	-	-	-	-	-	-	25,000
	Fund Total:	**493,425**	**-**	**-**	**-**	**-**	**-**	**-**	**493,425**
140 CULTURAL ARTS COUNCIL ENDOWMNT									
20418	COLLINS PARK PERFORMING ARTS VENUE	800,000	-	-	-	-	-	-	800,000
	Fund Total:	**800,000**	**-**	**-**	**-**	**-**	**-**	**-**	**800,000**
142 7TH STREET GARAGE									
20026	7TH STREET GARAGE-ELEVATOR	-	-	-	-	-	400,000	-	400,000
21121	7TH ST GRGE-ENTRANCE FLOOD CONTROL	-	-	277,750	-	-	-	-	277,750
22150	72 ST. COMMUNITY COMPLEX	128,296	-	-	-	-	-	-	128,296
26100	GARAGE SECURITY CAMERA SYSTEM	53,585	-	-	-	-	-	-	53,585
27830	PARKING GARAGE AT 1262 COLLINS AVE	2,563,569	-	-	-	-	-	-	2,563,569
60124	7TH STREET GARAGE-LANDSCAPING	-	-	-	-	120,000	-	-	120,000
60224	7 ST GARAGE-SUPERSTRUCTURE RENEWAL	-	-	-	-	-	250,000	-	250,000
60422	7TH ST GARAGE-FIRE SPRINKLER & PUMP	-	-	300,000	-	-	-	-	300,000
60620	7TH STREET GARAGE-INTERIOR DRAINAGE	30,000	-	-	-	-	-	-	30,000
60623	7TH STREET GARAGE-STAIRWELL RAILING	-	-	-	25,000	-	-	-	25,000
60723	7TH ST GARAGE-TRAFFIC COATING	-	-	-	150,000	-	-	-	150,000
61118	7TH STREET GARAGE UPGRADE LIGHTING	200,000	-	-	-	-	-	-	200,000
61218	7TH STREET PARKING GARAGE ROOF TOP	30,000	-	-	-	-	-	-	30,000
62621	7TH STREET GARAGE-OFFICE/RESTROOM	-	-	35,350	-	-	-	-	35,350
64719	7TH STREET GARAGE-DOOR REPLACEMENT	50,000	-	-	-	-	-	-	50,000
65121	7 STREET GARAGE UPS BATTERY SYSTEM	-	66,600	-	-	-	-	-	66,600
67520	7TH STREET GARAGE-ROOFING REPAIRS	84,000	-	-	-	-	-	-	84,000
68220	7TH ST GARAGE SURFACE RESTORATION	95,000	-	-	-	-	-	-	95,000
69310	7TH ST. GARAGE FIRE ALARM SYSTEM	51,087	-	-	-	-	-	-	51,087
	Fund Total:	**3,285,537**	**66,600**	**613,100**	**175,000**	**120,000**	**650,000**	**-**	**4,910,237**

MIAMIBEACH

FY 2021 - 2025 CAPITAL IMPROVEMENT PLAN BY FUNDING SUMMARY
CITY OF MIAMI BEACH

PROJECT	PROJECT NAME	Previous Years	FY 2021	FY 2022	FY 2023	FY 2024	FY 2025	Future	Total
147 ART IN PUBLIC PLACES									
20377	AIPP MB CONVENTION	7,530,797	-	-	-	-	-	-	7,530,797
22618	AIPP FIRE STATION 2	95,334	-	-	-	-	-	-	95,334
22718	AIPP FLAMINGO PARK PROJECT	194,000	-	-	-	-	-	-	194,000
22918	AIPP LUMMUS PARK PROJECT	116,000	-	-	-	-	-	-	116,000
	Fund Total:	**7,936,131**	**-**	**-**	**-**	**-**	**-**	**-**	**7,936,131**
155 FEES IN LIEU OF PARKING									
20518	SURFACE LOT AT BISCAYNE BEACH	600,000	307,029	-	-	-	-	-	907,029
22150	72 ST. COMMUNITY COMPLEX	300,000	-	-	-	-	-	-	300,000
27830	PARKING GARAGE AT 1262 COLLINS AVE	7,145,125	-	-	-	-	-	-	7,145,125
28080	INTELLIGENT TRANSPORT SYSTEM	3,192,028	-	-	-	-	-	-	3,192,028
	Fund Total:	**11,237,153**	**307,029**	**-**	**-**	**-**	**-**	**-**	**11,544,182**
158 CONCURRENCY MITIGATION FUND									
20200	TRANSPORTATION CAPITAL INITIATIVE	8,192,028	-	-	-	-	-	-	8,192,028
25750	WEST AVE BDG OVER COLLINS CANAL	908,068	-	-	-	-	-	-	908,068
28080	INTELLIGENT TRANSPORT SYSTEM	11,063,972	(741,000)	-	-	-	-	-	10,322,972
62322	ORCHARD PARK TRAFFIC CALMING	-	-	-	630,813	-	-	-	630,813
62521	NORTH BEACH GREENWAYS- PHASE II	-	604,230	-	-	-	-	-	604,230
65221	PINE TREE DRIVE AND 46TH STREET	-	603,603	-	-	-	-	-	603,603
69820	NORTH BEACH GREENWAYS PHASE I	-	448,625	-	-	-	-	-	448,625
	Fund Total:	**20,164,068**	**915,458**	**-**	**630,813**	**-**	**-**	**-**	**21,710,339**
160 RESORT TAX FUND 2%									
20200	TRANSPORTATION CAPITAL INITIATIVE	10,000,000	-	-	-	-	-	-	10,000,000
	Fund Total:	**10,000,000**	**-**	**-**	**-**	**-**	**-**	**-**	**10,000,000**
164 RDA CITY CENTER RENEWAL & REPLACEMENT									
29300	LINCOLN RD LENOX-COLLINS W/SIDE STR	20,000,000	-	-	-	-	-	-	20,000,000
64819	COLONY THEATER - FIRE ALARM SYSTEM	78,000	-	-	-	-	-	-	78,000
66120	LINCOLN RD STONE RESTORATION	214,619	-	-	-	-	-	-	214,619
	Fund Total:	**20,292,619**	**-**	**-**	**-**	**-**	**-**	**-**	**20,292,619**
165 NON - TIF RDA FUND									
20197	CITY CENTER RESILIENCY ENHANCEMENTS	1,000,000	-	-	-	-	-	-	1,000,000
20200	TRANSPORTATION CAPITAL INITIATIVE	8,000,000	-	-	-	-	-	-	8,000,000
66120	LINCOLN RD STONE RESTORATION	153,381	-	-	-	-	-	-	153,381
	Fund Total:	**9,153,381**	**-**	**-**	**-**	**-**	**-**	**-**	**9,153,381**
169 MIAMI CITY BALLET FUND									
27780	MIAMI CITY BALLET WINDOWS	315,000	-	-	-	-	-	-	315,000
64618	MIAMI CITY BALLET VARIOUS REPAIRS	278,250	-	-	-	-	-	-	278,250

ATTACHMENT A

MIAMIBEACH

FY 2021 - 2025 CAPITAL IMPROVEMENT PLAN BY FUNDING SUMMARY
CITY OF MIAMI BEACH

PROJECT	PROJECT NAME	Previous Years	FY 2021	FY 2022	FY 2023	FY 2024	FY 2025	Future	Total
	Fund Total:	**593,250**	-	-	-	-	-	-	**593,250**
171 LOCAL OPTION GAS TAX									
20000	PAVEMENT & SIDEWALK PROGRAM	1,695,000	-	-	-	-	-	-	1,695,000
21024	PROTECTED BICYCLE LANES	-	-	-	117,659	-	1,980,000	-	2,097,659
21219	SR A1A/COLLINS AV PEDESTRIAN SIGNAL	559,000	-	-	-	-	-	-	559,000
23020	ALTON RD & 16TH STREET INTERSECTION	540,000	-	-	-	-	-	-	540,000
64918	SMART LIGHTING MASTER PLAN	203,000	-	-	-	-	-	-	203,000
	Fund Total:	**2,997,000**	-	-	**117,659**	-	**1,980,000**	-	**5,094,659**
187 HALF CENT TRANS. SURTAX COUNTY									
20220	SEAWALL-DICKENS AV SHORELINE	200,000	-	-	-	-	-	-	200,000
20597	WEST AVENUE PHASE II	530,000	-	-	-	-	-	-	530,000
20718	SIGNALIZATION ALTON RD AND 4TH ST	580,000	-	-	-	-	-	-	580,000
20818	ROYAL PALM NEIGHBORHOOD GREENWAY	430,000	-	-	-	-	-	-	430,000
21014	PROTECTED BIKE LANES	130,000	-	524,247	202,341	-	-	-	856,588
21319	ROYAL PALM AVE & 46TH STREET CIRCLE	107,000	-	-	-	-	-	-	107,000
21419	MERIDIAN AVENUE PEDESTRIAN CROSSING	410,000	-	-	-	-	-	-	410,000
22518	ENHANCED CROSSWALKS	480,000	-	-	-	-	-	-	480,000
23360	WEST AVE/BAY RD NEIGHBORHOOD	378,000	-	-	-	-	-	-	378,000
25650	CITYWIDE CURB RAMP INSTALLATION	80,560	-	-	-	-	-	-	80,560
25750	WEST AVE BDG OVER COLLINS CANAL	1,966,380	-	-	-	-	-	-	1,966,380
26700	ROW IMPROVEMENT PROJECT	1,844,084	-	-	-	-	-	-	1,844,084
27860	51ST STREET NEIGHBORHOOD GREENWAY	50,000	-	-	-	-	-	-	50,000
27900	PRAIRIE AVE FROM 28TH ST TO 44TH PA	294,000	-	-	-	-	-	-	294,000
27910	MERIDIAN AVE (NORTH) 28TH ST & DADE	278,000	-	-	-	-	-	-	278,000
27930	SHARED PATH ON PARKVIEW ISLAND PARK	320,000	-	-	-	-	-	-	320,000
27940	EUCLID AVE. - FROM 17TH ST & 5TH ST	470,000	-	-	-	-	-	-	470,000
28050	EVERGLADES COURT ALLEYWAY PAVING	300,000	-	-	-	-	-	-	300,000
28080	INTELLIGENT TRANSPORT SYSTEM	2,020,260	741,000	-	-	-	-	-	2,761,260
29500	COLLINS CANAL ENHANCEMENT PROJECT	1,030,698	-	-	-	-	-	-	1,030,698
29810	ALLEYWAY RESTORATION PH III	412,500	-	-	-	-	-	-	412,500
62222	WEST AVENUE BICYCLE LANES PHASE II	-	-	555,438	-	-	-	-	555,438
62322	ORCHARD PARK TRAFFIC CALMING	-	-	137,082	843,054	-	-	-	980,136
62517	MERIDIAN AVENUE BICYCLE LANES	250,000	-	-	-	-	-	-	250,000
62617	72ND STREET PROTECTED BIKE LANE	519,000	-	-	-	-	-	-	519,000
62717	73RD STREET PROTECTED BIKE LANES	239,000	-	-	-	-	-	-	239,000
64210	SIDEWALK ASSESSMENT SURVEY	75,000	-	-	-	-	-	-	75,000
65321	PRAIRIE AVENUE AND 44TH STREET/CHASE	-	84,420	519,183	-	-	-	-	603,603

MIAMIBEACH

FY 2021 - 2025 CAPITAL IMPROVEMENT PLAN BY FUNDING SUMMARY
CITY OF MIAMI BEACH

PROJECT	PROJECT NAME	Previous Years	FY 2021	FY 2022	FY 2023	FY 2024	FY 2025	Future	Total
65518	JEFFERSON AVE & 15TH ST BEACONS	74,200	-	-	-	-	-	-	74,200
	Fund Total:	**13,468,682**	**825,420**	**1,735,950**	**1,045,395**	**-**	**-**	**-**	**17,075,447**
301 CAP. PROJ. NOT FINANCED BY BON									
20110	28TH STREET OBELISK STABILIZATION	381,780	-	-	-	-	-	-	381,780
20200	TRANSPORTATION CAPITAL INITIATIVE	3,300,000	-	-	-	-	-	-	3,300,000
20220	SEAWALL-DICKENS AV SHORELINE	231,974	-	-	-	-	-	-	231,974
20597	WEST AVENUE PHASE II	8,861	-	-	-	-	-	-	8,861
22050	BAYSHORE NEIGHBORHOOD BID PACK A	223,199	-	-	-	-	-	-	223,199
23200	FLAMINGO PARK	896,690	-	-	-	-	-	-	896,690
23518	BATTING CAGES AT NORTH SHORE PARK	203,000	-	-	-	-	-	-	203,000
24530	SUNSET ISLANDS 1&2 GUARDHOUSE	468,225	-	-	-	-	-	-	468,225
24630	FLAGLER MONUMENT SOLAR ILLUMINATION	89,000	-	-	-	-	-	-	89,000
26270	COMMUNITY PARK (PAR 3) RENOVATIONS	412,100	-	-	-	-	-	-	412,100
26990	SECOND FL. RENOVATION-BUILDING DEPT	629,898	-	-	-	-	-	-	629,898
27950	NORTH BEACH OCEANSIDE PARK	9,710,000	-	-	-	-	-	-	9,710,000
29430	SOUTH POINTE PARK REMEDIATION	315,000	-	-	-	-	-	-	315,000
62718	N. BEACH PARKS RESTROOM RESTORATION	190,000	-	-	-	-	-	-	190,000
63318	NORMANDY ISLE PARK POOL RENOVATIONS	47,000	-	-	-	-	-	-	47,000
64718	MUNIS / ENERGOV/ ERP PR	28,377	-	-	-	-	-	-	28,377
	Fund Total:	**17,135,104**	**-**	**-**	**-**	**-**	**-**	**-**	**17,135,104**
302 PAY-AS-YOU-GO									
20021	INDIAN CREEK PEDESTRIAN BRIDGE	-	-	600,000	-	-	-	-	600,000
20078	CITYWIDE STREET PAVEMENT	-	-	-	-	-	-	15,000,000	15,000,000
20187	LUMMUS PARK MUSCLE BEACH UPGRADE	68,000	-	-	-	-	-	-	68,000
20190	NORMANDY SHORES PK FITNESS CIRCUIT	186,290	-	-	-	-	-	-	186,290
20220	SEAWALL-DICKENS AV SHORELINE	3,420	-	-	-	-	-	-	3,420
20237	FAIRWAY PARK IMPROVEMENTS	1,426,914	-	1,689,000	-	-	-	-	3,115,914
20247	CITYWIDE PARKS IRRIGATION SYSTEM	170,000	(155,725)	155,725	-	-	-	-	170,000
20250	LAGORCE ISLAND-LIGHTING TREES MISC	66,376	-	-	-	-	-	-	66,376
20300	NORMANDY ISLE PARK TURF INSTALLATION	398,000	-	597,000	-	-	-	-	995,000
20307	MBPD CAMERA SYSTEM UPGRADES	64,000	-	-	-	-	-	-	64,000
20417	OCEAN RESCUE 79TH SUB HEADQUARTERS	168,000	-	-	-	-	-	-	168,000
20418	COLLINS PARK PERFORMING ARTS VENUE	175,000	(175,000)	175,000	-	-	-	-	175,000
20423	FLAMINGO PK FOOTBALL FENCE	-	-	-	458,000	-	-	-	458,000
20425	FLAMINGO PARK SOCCER FIELD TURF	-	-	-	-	-	281,000	-	281,000
20523	STILLWATER PARK LIGHTING & SOCCER	-	-	-	-	-	481,000	-	481,000
20577	BELLE ISLE PARK PLAYGROUND	294,585	-	-	-	-	-	-	294,585

MIAMIBEACH

ATTACHMENT A

FY 2021 - 2025 CAPITAL IMPROVEMENT PLAN BY FUNDING SUMMARY
CITY OF MIAMI BEACH

PROJECT	PROJECT NAME	Previous Years	FY 2021	FY 2022	FY 2023	FY 2024	FY 2025	Future	Total
20597	WEST AVENUE PHASE II	2,059,587	(589,947)	-	-	-	-	-	1,469,640
20607	11TH STREET-FLAMINGO NEIGHBORHOOD	1,059,729	-	-	-	-	-	-	1,059,729
20623	MIAMI BEACH GOLF COURSE RENOVATION	-	-	6,000,000	-	-	-	-	6,000,000
20721	GREENSPACE FACILITY RENOVATION	-	-	1,000,000	-	-	-	-	1,000,000
20722	FLAMINGO PK PLAYGROUND REPLACEMENT	-	-	830,000	-	-	-	-	830,000
20723	CRESPI PARK LIGHTING & MICRO SOCCER	-	-	-	-	-	481,000	-	481,000
20821	BISCAYNE ELEM SHARED FIELD LIGHTING	-	-	-	-	1,270,170	-	-	1,270,170
20822	FLAMINGO PK FOOTBALL STADIUM TURF	-	-	-	-	496,000	-	-	496,000
20918	BRITTANY BAY PARK	1,243,000	171,729	-	-	-	-	-	1,414,729
20921	NORMANDY ISLE PARK PLAYGROUND	-	-	-	489,000	-	-	-	489,000
21018	BAYWALK PHASE 2	386,000	-	-	-	-	-	-	386,000
21021	NSPYC KITCHEN & CABINETRY ADDITION	-	-	-	-	344,000	-	-	344,000
21022	WEST LOTS 85-86 ST CONVERSION	-	-	-	-	-	2,436,100	-	2,436,100
21118	STILLWATER ENTRANCE SIGN	-	-	195,000	-	-	-	-	195,000
22050	BAYSHORE NEIGHBORHOOD BID PACK A	960,405	-	-	-	-	-	-	960,405
22150	72 ST. COMMUNITY COMPLEX	100,000	-	-	-	-	-	-	100,000
22420	POLO PARK LIGHTING & SOCCER FIELD	857,680	-	-	-	-	-	-	857,680
22750	ALTOS DEL MAR PARK	44,820	-	-	-	-	-	-	44,820
22920	CITYWIDE BRIDGES	706,077	219,125	2,293,923	-	-	-	-	3,219,125
23118	FIRE STATION 4 SECURITY ENHANCEMENT	50,683	-	-	-	-	-	-	50,683
23180	BAYSHORE NEIGHBORHOOD BID PACK D	745,500	-	-	-	-	-	-	745,500
23200	FLAMINGO PARK	554,489	-	-	-	-	-	-	554,489
23240	LA GORCE NEIGHBORHOOD IMPROVEMENTS	219,000	-	-	-	-	-	-	219,000
23318	SOUNDSCAPE AUDIO IMPROVEMENTS	751,410	-	-	-	-	-	-	751,410
23380	PALM & HIBISCUS ISLAND ENHANCEMENT	50,000	-	-	-	-	-	-	50,000
24530	SUNSET ISLANDS 1&2 GUARDHOUSE	200,000	-	-	-	-	-	-	200,000
24630	FLAGLER MONUMENT SOLAR ILLUMINATION	200,000	-	-	-	-	-	-	200,000
24790	PARK VIEW ISLAND	49,826	-	-	-	-	-	-	49,826
25750	WEST AVE BDG OVER COLLINS CANAL	1,303,396	-	-	-	-	-	-	1,303,396
27170	SEAWALL-BISCAYNE BAY ST END PH. II	185,714	-	-	-	-	-	-	185,714
27610	SEAWALL MUSS PARK REHABILITAION	1,161,000	-	-	-	-	-	-	1,161,000
27800	STREET LIGHTING IMPROVEMENTS	-	-	12,500,000	12,500,000	12,500,000	12,500,000	-	50,000,000
27950	NORTH BEACH OCEANSIDE PARK	-	500,000	-	-	-	-	-	500,000
27990	MAURICE GIBB PARK FLOATING DOCK	177,000	-	-	-	-	-	-	177,000
28300	SHANE WATERSPORT SEAWALL	134,000	-	-	-	-	-	-	134,000
28410	SCOTT RAKOW PLAYGROUND	148,159	-	-	-	-	-	-	148,159
28600	NSPYC EXTERIOR CAFE AND RESTROOMS	-	-	1,005,170	-	-	-	-	1,005,170

MIAMIBEACH

FY 2021 - 2025 CAPITAL IMPROVEMENT PLAN BY FUNDING SUMMARY
CITY OF MIAMI BEACH

PROJECT	PROJECT NAME	Previous Years	FY 2021	FY 2022	FY 2023	FY 2024	FY 2025	Future	Total
28850	MAURICE GIBB PARK REDESIGN	28,658	-	-	-	-	-	-	28,658
28940	BAYSHORE NEIGHBORHOOD CENTRAL - SOUTH	21,824	-	-	-	-	-	-	21,824
29550	CMB SKATEPARK	40,000	-	-	-	-	-	-	40,000
29620	ALLISON PARK REDESIGN	100,000	-	-	-	-	-	-	100,000
29810	ALLEYWAY RESTORATION PH III	100,000	(100,000)	100,000	-	-	-	-	100,000
60011	IRRIGATION SYSTEM MACARTHUR CAUSEWAY	-	-	28,000	-	-	-	-	28,000
60020	FLEET MGMT-GENERATOR TRANSFER SWITCH	-	100,000	-	-	-	-	-	100,000
60026	BELLE ISLE PARK PLAYGROUND REPLACEMENT	-	-	-	-	-	-	638,000	638,000
60122	SOUNDSCAPE PK LED LIGHTING	-	-	-	75,000	-	-	-	75,000
60123	CRESPI PARK PLAYGROUND REPLACEMENT	-	-	-	-	407,000	-	-	407,000
60126	MUSS PARK PLAYGROUND REPLACEMENT	-	-	-	-	-	-	638,000	638,000
60137	PALM ISLAND TENNIS COURT LIGHTING	20,950	-	-	-	-	-	-	20,950
60223	POLO PARK PLAYGROUND REPLACEMENT	-	-	-	-	476,000	-	-	476,000
60226	PARKVIEW ISLAND PARK PLAYGROUND REPLACEMENT	-	-	-	-	-	-	497,000	497,000
60321	CITYWIDE PARKS COURT REPAIRS	-	-	105,000	105,000	105,000	105,000	105,000	525,000
60322	PARKS MAINT. FACILITY RENOVATIONS	-	-	-	-	335,000	-	-	335,000
60323	STILLWATER PLAYGROUND REPLACEMENT	-	-	-	-	570,000	-	-	570,000
60325	NORMANDY SHORES GOLF CLUB TEE RENOVATION	-	-	-	-	-	125,000	-	125,000
60421	CITYWIDE FITNESS COURSE REPLACEMENT	-	-	100,000	100,000	100,000	100,000	100,000	500,000
60523	FLAMINGO FOOTBALL STADIUM RAILINGS	-	-	-	100,000	-	-	-	100,000
60920	HISTORIC CITY HALL-VFD REPLACEMENT	200,000	-	-	-	-	-	-	200,000
60924	NSPYC SAFETY IMPROVEMENTS - FRONT D	-	-	-	-	372,000	-	-	372,000
61020	CITY HALL-GENERATOR REPLACEMENT	600,000	-	-	-	-	-	-	600,000
61619	NORTH BEACH ROW LANDSCAPING	113,000	-	-	-	-	-	-	113,000
61920	MAURICE GIBB SOIL REMEDIATION	896,000	-	-	-	-	-	-	896,000
62019	MIDDLE BEACH ROW LANDSCAPE	144,000	(135,715)	235,715	50,000	100,000	-	-	394,000
62122	NORMANDY SHORES GOLF CLUB HOUSE CARPET	-	-	36,000	-	-	-	-	36,000
62619	ENERGY SUB-METERS IN MUN. BUILDINGS	68,000	-	-	-	-	-	-	68,000
62718	N. BEACH PARKS RESTROOM RESTORATION	91,000	(91,000)	91,000	-	-	-	-	91,000
62719	FLEET MGMT FACILITY REMEDIATION	111,000	-	-	-	-	-	-	111,000
62819	LAKE PANCOAST MANGROVE PLANTER	30,000	-	1,450,000	-	-	-	-	1,480,000
62919	OUTDOOR TRAINING FACILITY (FIRE)	100,000	(100,000)	-	-	-	200,000	-	200,000
63019	BUILDOUT 1701 4TH FL FOR HOUSING	133,000	-	-	-	-	-	-	133,000
63080	BEACH RESTROOMS PAINT AND CONCRETE	86,000	-	-	-	-	-	-	86,000
63117	41ST STREET CORRIDOR LIGHTING ENHANCEMENT	381,000	-	-	-	-	-	-	381,000
63119	BELLE ISLE PARK BERMUDA GRASS	37,365	-	-	-	-	-	-	37,365
63319	PARK VIEW ISLAND ANNEX - DOG PARK	67,000	-	-	-	-	-	-	67,000

ATTACHMENT A

MIAMIBEACH

FY 2021 - 2025 CAPITAL IMPROVEMENT PLAN BY FUNDING SUMMARY
CITY OF MIAMI BEACH

PROJECT	PROJECT NAME	Previous Years	FY 2021	FY 2022	FY 2023	FY 2024	FY 2025	Future	Total
63419	FLAMINGO PARK BASEBALL OUTFIELD NET	113,741	-	-	-	-	-	-	113,741
63519	BUOY PARK REFORESTATION IMPROVEMENT	150,000	(150,000)	150,000	-	-	-	-	150,000
63521	RESTORATIVE TREE WELL CITYWIDE	-	-	240,000	240,000	240,000	-	-	720,000
63719	1755 MERIDIAN-CHILLER REPLACEMENT	211,045	-	-	-	-	-	-	211,045
63722	SMART CARD ACCESS SYSTEM- PHASE I	-	-	195,000	-	-	-	-	195,000
63819	SSCC ROOT MITIGATION & FLOORING REP	272	-	-	-	-	-	-	272
63822	1755 ROOF REPLACEMENT	-	-	222,920	-	-	-	-	222,920
63919	SMART CARD ACCESS SYSTEM- PHASE I	250,000	-	-	-	-	-	-	250,000
63922	FLEET BAYS PLUMBING RENEWAL	-	-	140,700	-	-	-	-	140,700
64019	CITY HALL ENERGY EFFICIENT BUILDING	156,000	-	-	-	-	-	-	156,000
64022	777 FOUNTAIN/ COURTYARD RENOVATIONS	-	-	130,650	-	-	-	-	130,650
64119	INDIAN CREEK LANDSCAPE & IRRIGATION	836,500	-	-	-	-	-	-	836,500
64122	BOLLARDS INSTALLATION AND REPLACEMENT	-	-	250,000	252,500	-	-	-	502,500
64418	THE FILLMORE 40-YR RECERTIFICATION	654,734	-	-	-	-	-	-	654,734
64721	MIDDLE BEACH WATER TOWER PAINTING	-	50,000	-	-	-	-	-	50,000
64821	SECURITY ENHANCEMENTS CITYWIDE	-	500,000	500,000	500,000	500,000	500,000	-	2,500,000
64918	SMART LIGHTING MASTER PLAN	1,000,000	-	-	-	-	-	-	1,000,000
64921	OCEAN RESCUE FIRE ALARM RENEWAL	-	30,300	-	-	-	-	-	30,300
65021	BELLE ISLE PARK LIGHTING ENHANCEMEN	-	110,000	-	-	-	-	-	110,000
65519	BRIDGE REPAIRS FY19	280,000	(219,125)	-	-	-	-	-	60,875
65618	FLEET MANAGEMENT STAIRS RESTORATION	-	-	35,000	-	-	-	-	35,000
65718	FLEET MANAGEMENT WAREHOUSE CEILING	-	-	30,000	-	-	-	-	30,000
65721	MXE LAND USE/MOBILITY/ECONOMIC DEVELOPMENT STUDY	-	-	362,000	-	-	-	-	362,000
65818	FLEET MANAGEMENT FIRE SPRINKLER	-	250,000	-	-	-	-	-	250,000
65918	FLEET MANAGEMENT LED LIGHTING	-	-	150,000	-	-	-	-	150,000
66018	FLEET MANAGEMENT CONCRETE SPALLING	-	100,000	-	-	-	-	-	100,000
66118	FLEET MANAGEMENT BAYS PAINTING	-	-	120,000	-	-	-	-	120,000
66218	FLEET MANAGEMENT PARKING LOT	-	-	500,000	-	-	-	-	500,000
66418	FLAMINGO POOL DECK & PUMP ROOM	-	-	-	-	334,000	-	-	334,000
66518	SECURITY AUDIO SYSTEM FOR ALL POOLS	-	-	-	100,000	-	-	-	100,000
67280	NEIGHBORHOOD BASKETBALL COURTS	88,773	-	-	-	-	-	-	88,773
67300	SRYC - RECEPTION & BOWLING AREA	66,000	-	-	-	-	-	-	66,000
67320	NEIGHBORHOOD TENNIS COURT RENOVATION	50,499	-	-	-	-	-	-	50,499
67920	SMART BUILDING AUTOMATION SYSTEM	100,000	(100,000)	100,000	-	-	-	-	100,000
68020	PARK RANGER HEADQUARTER RENOVATION	-	-	-	-	475,000	-	-	475,000
68120	NORMANDY SHORES GOLF CLUB PUMPS	-	-	-	196,000	-	-	-	196,000

MIAMIBEACH

FY 2021 - 2025 CAPITAL IMPROVEMENT PLAN BY FUNDING SUMMARY
CITY OF MIAMI BEACH

PROJECT	PROJECT NAME	Previous Years	FY 2021	FY 2022	FY 2023	FY 2024	FY 2025	Future	Total
69520	WATERWAY RESTORATION	250,000	-	-	-	-	-	-	250,000
	Fund Total:	**23,944,421**	**214,642**	**32,312,803**	**15,165,500**	**18,624,170**	**17,209,100**	**16,978,000**	**124,448,636**
303 GRANT FUNDED									
23380	PALM & HIBISCUS ISLAND ENHANCEMENT	480,209	-	-	-	-	-	-	480,209
	Fund Total:	**480,209**	**-**	**-**	**-**	**-**	**-**	**-**	**480,209**
304 CAPITAL RESERVE									
21270	VENETIAN NEIGHBORHOOD -ISLANDS	(320)	-	-	-	-	-	-	(320)
22750	ALTOS DEL MAR PARK	384,823	-	-	-	-	-	-	384,823
23180	BAYSHORE NEIGHBORHOOD BID PACK D	639,000	-	-	-	-	-	-	639,000
23200	FLAMINGO PARK	295,000	-	-	-	-	-	-	295,000
23300	FLAMINGO NEIGHBORHOOD-SOUTH	2,185,327	-	-	-	-	-	-	2,185,327
23360	WEST AVE/BAY RD NEIGHBORHOOD	30,000	-	-	-	-	-	-	30,000
23380	PALM & HIBISCUS ISLAND ENHANCEMENT	3,288,290	-	-	-	-	-	-	3,288,290
23418	POCKET PARK AT 20TH ST. & SUNSET DR	258,000	-	-	-	-	-	-	258,000
25750	WEST AVE BDG OVER COLLINS CANAL	2,224,213	-	-	-	-	-	-	2,224,213
27610	SEAWALL MUSS PARK REHABILITAION	21,423	-	-	-	-	-	-	21,423
28610	RUE VENDOME PUBLIC PLAZA	482,000	-	-	-	-	-	-	482,000
28940	BAYSHORE NEIGHBORHOOD CENTRAL - SOUTH	618,790	-	-	-	-	-	-	618,790
29600	MUSS PARK FACILITY	245,000	-	-	-	-	-	-	245,000
65218	PURDY AVE BOAT RAMP REPAIRS	180,033	-	-	-	-	-	-	180,033
	Fund Total:	**10,851,579**	**-**	**-**	**-**	**-**	**-**	**-**	**10,851,579**
305 SB QUALITY OF LIFE REST.TAX 1%									
20001	ALTON ROAD FOUNTAIN AT 20TH STREET	279,000	-	-	-	-	-	-	279,000
20011	WORLD WAR MEMORIAL	-	62,000	-	-	-	-	-	62,000
20177	OCEAN DR. EXTENDED SIDEWALK PROJECT	164,650	-	-	-	-	-	-	164,650
20187	LUMMUS PARK MUSCLE BEACH UPGRADE	232,000	-	-	-	-	-	-	232,000
20223	LUMMUS PARK PLAYGROUND REPLACEMENT	-	-	750,000	-	-	-	-	750,000
20497	BASS MUSEUM PARK CAFÉ FURNITURE	100,000	(100,000)	100,000	-	-	-	-	100,000
20597	WEST AVENUE PHASE II	67,781	-	-	-	-	-	-	67,781
21119	BAYWALK 10TH TO 12TH STREET	310,000	-	-	-	-	-	-	310,000
21218	5TH STREET FLYOVER LIGHTING	148,779	-	-	-	-	-	-	148,779
22118	ENTERTAINMENT DISTRICT CAMERAS	170,000	-	-	-	-	-	-	170,000
23200	FLAMINGO PARK	2,460,322	-	-	-	-	-	-	2,460,322
25410	BEACHWALK II	500,000	-	-	-	-	-	-	500,000
25750	WEST AVE BDG OVER COLLINS CANAL	334,000	-	-	-	-	-	-	334,000
27360	RESTORATIVE TREEWELL-PH 4-SOUTH BCH	690,000	-	-	-	-	-	-	690,000
27800	STREET LIGHTING IMPROVEMENTS	201,988	-	-	-	-	-	-	201,988

ATTACHMENT A

MIAMIBEACH

FY 2021 - 2025 CAPITAL IMPROVEMENT PLAN BY FUNDING SUMMARY
CITY OF MIAMI BEACH

PROJECT	PROJECT NAME	Previous Years	FY 2021	FY 2022	FY 2023	FY 2024	FY 2025	Future	Total
27970	BEACH SHOWER DRAINAGE SYSTEM	200,000	-	-	-	-	-	-	200,000
27990	MAURICE GIBB PARK FLOATING DOCK	373,000	-	-	-	-	-	-	373,000
28550	LIFEGUARD STAND REPLACEMENTS	1,798,800	-	-	-	-	-	-	1,798,800
28560	COLLINS PK LIGHTING SOUND SYSTEM	236,000	-	-	-	-	-	-	236,000
29760	RESTORATIVE TREEWELL-PH 3	683,911	-	-	-	-	-	-	683,911
60022	FLAMINGO PARK NORTH-SOUTH WALKWAY	-	-	-	300,000	-	-	-	300,000
60177	SOUTH BEACH PEDESTRIAN ZONES	300,000	-	-	-	-	-	-	300,000
60420	FIRE STATION 2-A/C REPLACEMENT	-	52,500	-	-	-	-	-	52,500
60720	BEACHWALK TREE WELLS 14-22 STREET	150,000	-	-	-	-	-	-	150,000
61419	BEACHFRONT RESTROOMS-RENOVATIONS	45,000	-	-	-	-	-	-	45,000
61519	BEACH SHOWER DRAINAGE SYSTEM PH II	140,350	-	-	-	-	-	-	140,350
62022	FLAMINGO PARK TENNIS CENTER COURTS	-	-	125,000	-	-	-	-	125,000
62117	FIRE STATION #2 TRAINING TOWER	-	160,800	-	-	-	-	-	160,800
62119	BASS MUSEUM - ROOF REPLACEMENT	397,000	-	-	-	-	-	-	397,000
62121	BOTANICAL GARDENS RESTROOMS	-	50,500	-	-	-	-	-	50,500
62217	10TH ST AUDITORIUM COATING OF ROOF	-	65,650	-	-	-	-	-	65,650
62319	BOTANICAL GARDENS - ROOF REPAIRS	50,000	-	-	-	-	-	-	50,000
62419	BASS MUSEUM - FREIGHT ELEVATOR	100,000	-	-	-	-	-	-	100,000
62519	BEACHWALK DRAINAGE-S.POINTE - 23 ST	220,000	-	-	-	-	-	-	220,000
63080	BEACH RESTROOMS PAINT AND CONCRETE	15,275	-	-	-	-	-	-	15,275
64221	BASS MUSEUM WINDOW REPLACEMENT	-	67,355	-	-	-	-	-	67,355
64321	BASS MUSEUM CONDENSER WATER PUMPS	-	45,450	-	-	-	-	-	45,450
64421	MBPD CUBAN MONUMENT RESTORATION	-	35,350	-	-	-	-	-	35,350
64521	10TH ST AUDITORIUM HEAT PUMP RENEWAL	-	191,900	-	-	-	-	-	191,900
64621	CITYWIDE PARK LANDSCAPING IMPROVEMENT	-	200,000	200,000	200,000	200,000	200,000	200,000	1,200,000
64918	SMART LIGHTING MASTER PLAN	664,012	-	200,000	200,000	200,000	200,000	-	1,464,012
65220	MIAMI CITY BALLET STUDIO FLOORING	140,000	-	-	-	-	-	-	140,000
65721	MXE LAND USE/MOBILITY/ECONOMIC DEVELOPMENT STUDY	-	190,000	-	-	-	-	-	190,000
66022	SOUTH POINTE PARK SPLASH PAD	-	-	-	249,000	-	-	-	249,000
66420	DADE BOULEVARD PEDESTRIAN PATHWAY	225,000	-	-	-	-	-	-	225,000
66520	SOUTH BEACH ROW LANDSCAPE	280,000	-	200,000	100,000	100,000	-	-	680,000
66620	FILLMORE - SITE LIGHTING PHASE II	-	50,000	-	-	-	-	-	50,000
66920	S. POINTE PK-FISHING PIER RAILING REPLACEMENT	-	-	496,000	-	-	-	-	496,000
67120	SOUNDSCAPE PARK IMPROVEMENTS	28,000	-	-	-	-	-	-	28,000
67360	BASS MUSEUM EMERGENCY GENERATOR	150,000	-	-	-	-	-	-	150,000
68820	BEACH RESTROOMS EXHAUST SYSTEMS	19,000	-	-	-	-	-	-	19,000
69020	SUPER BOWL ENHANCEMENTS LUMMUS PK	250,000	-	-	-	-	-	-	250,000

MIAMIBEACH

FY 2021 - 2025 CAPITAL IMPROVEMENT PLAN BY FUNDING SUMMARY
CITY OF MIAMI BEACH

PROJECT	PROJECT NAME	Previous Years	FY 2021	FY 2022	FY 2023	FY 2024	FY 2025	Future	Total
69620	S. BOWL SIGNAGE/ PAINTING/ LIGHTING	150,000	-	-	-	-	-	-	150,000
	Fund Total:	**12,273,868**	**1,071,505**	**2,071,000**	**1,049,000**	**500,000**	**400,000**	**200,000**	**17,565,373**
306 MB QUALITY OF LIFE RESO.TX 1%									
20108	MB GOLF COURSE PRACTICE TEE RENOVATION	124,000	-	-	-	-	-	-	124,000
20110	28TH STREET OBELISK STABILIZATION	250,000	-	-	-	-	-	-	250,000
20123	INDIAN BCH PK PLAYGROUND EXPANSION	168,090	623,910	-	-	-	-	-	792,000
20321	BEACHVIEW PK PLAYGROUND REPLACEMENT	-	-	-	-	505,000	-	-	505,000
20330	MIDDLE BEACH REC CORRIDOR PH II	2,925,000	-	-	-	-	-	-	2,925,000
20521	JULIA TURLE ENTRANCE SIGN	-	-	275,000	-	-	-	-	275,000
20820	MB GOLF COURSE STORAGE TANK	188,000	-	-	-	-	-	-	188,000
21019	SHORT-TERM 41ST ST RECOMMENDATIONS	100,000	-	-	-	-	-	-	100,000
21120	MIAMI BEACH GOLF CLUBHOUSE ROOF	257,000	-	-	-	-	-	-	257,000
21420	MB GOLF COURSE IRRIGATION PUMP	100,000	-	-	-	-	-	-	100,000
21620	SECURITY CAMERAS ON BEACHWALK 23-46	903,000	-	-	-	-	-	-	903,000
23418	POCKET PARK AT 20TH ST. & SUNSET DR	75,000	-	-	-	-	-	-	75,000
26270	COMMUNITY PARK (PAR 3) RENOVATIONS	490,000	-	-	-	-	-	-	490,000
27800	STREET LIGHTING IMPROVEMENTS	493,600	-	-	-	-	-	-	493,600
27970	BEACH SHOWER DRAINAGE SYSTEM	89,000	-	-	-	-	-	-	89,000
28070	MIDDLE BEACH REC. CORRIDOR PH III	2,675,000	-	-	-	-	-	-	2,675,000
28550	LIFEGUARD STAND REPLACEMENTS	540,000	-	-	-	-	-	-	540,000
28850	MAURICE GIBB PARK REDESIGN	1,973,482	-	-	-	-	-	-	1,973,482
29600	MUSS PARK FACILITY	2,450,000	-	-	-	-	-	-	2,450,000
29810	ALLEYWAY RESTORATION PH III	60,000	-	-	-	-	-	-	60,000
60121	BEACHVIEW FITNESS COURSE REPLACEMENT	-	-	-	88,000	-	-	-	88,000
60367	INDIAN BEACH PLAYGROUND REPLACEMENT	229,000	-	-	-	-	-	-	229,000
60824	MB GOLF CLUB HOUSE CARPET REPLACEMENT	-	-	-	-	42,000	-	-	42,000
61419	BEACHFRONT RESTROOMS-RENOVATIONS	26,000	-	-	-	-	-	-	26,000
61519	BEACH SHOWER DRAINAGE SYSTEM PH II	105,000	-	-	-	-	-	-	105,000
61719	41ST STREET BRIDGES REPAIR	480,000	-	-	-	-	-	-	480,000
61819	BEACHWALK DRAINAGE - 24 ST TO 46 ST	100,000	-	-	-	-	-	-	100,000
61822	MB GOLF CLUB DRIVING RANGE NETTING	-	-	113,000	-	-	-	-	113,000
61919	41ST STREET FOUNTAIN RESTORATION	82,000	-	-	-	-	-	-	82,000
61922	MB GOLF CLUB HOUSE PAINTING	-	-	70,000	-	-	-	-	70,000
62019	MIDDLE BEACH ROW LANDSCAPE	82,000	-	100,000	50,000	50,000	-	-	282,000
62023	MB GOLF CLUB KITCHEN FLOOR REPLACEMENT	-	-	-	38,000	-	-	-	38,000
63622	MB GOLF CLUB REEL GRINDERS REPLACEM	-	-	71,000	-	-	-	-	71,000
64119	INDIAN CREEK LANDSCAPE & IRRIGATION	363,500	-	-	-	-	-	-	363,500

ATTACHMENT A

MIAMIBEACH

FY 2021 - 2025 CAPITAL IMPROVEMENT PLAN BY FUNDING SUMMARY
CITY OF MIAMI BEACH

PROJECT	PROJECT NAME	Previous Years	FY 2021	FY 2022	FY 2023	FY 2024	FY 2025	Future	Total
64121	FIRE STATION #3 40 YEAR RECERTIFICATION	-	48,700	-	-	-	-	-	48,700
64918	SMART LIGHTING MASTER PLAN	200,000	-	200,000	200,000	200,000	200,000	-	1,000,000
65218	PURDY AVE BOAT RAMP REPAIRS	200,000	-	-	-	-	-	-	200,000
66320	MB GOLF CLUB DRIVING RANGE LIGHTING	-	-	114,000	-	-	-	-	114,000
68820	BEACH RESTROOMS EXHAUST SYSTEMS	9,000	-	-	-	-	-	-	9,000
	Fund Total:	**15,737,672**	**672,610**	**943,000**	**376,000**	**797,000**	**200,000**	**-**	**18,726,282**
307 NB QUAL OF LIFE RESORT TAX 1%									
20023	ALLISON PARK PLAYGROUND REPLACEMENT	-	-	-	-	-	795,000	-	795,000
20141	7300 DICKENS AVE L/SCAPE-IRRIGATION	-	-	37,000	-	-	-	-	37,000
20421	NORTH SHORE BANDSHELL REAR CANOPY	-	-	310,000	-	-	-	-	310,000
20627	NORTH SHORE BANDSHELL CANOPY	668,000	-	-	-	-	-	-	668,000
20920	NORTH SHORE BANDSHELL REAR SEATING	188,000	-	-	-	-	-	-	188,000
22150	72 ST. COMMUNITY COMPLEX	346,000	-	-	-	-	-	-	346,000
22218	NORTH BEACH YARD	553,467	(494,204)	-	-	-	-	-	59,263
22750	ALTOS DEL MAR PARK	1,350,000	-	-	-	-	-	-	1,350,000
25380	BAND SHELL MASTER PLAN	1,133,372	-	-	-	-	-	-	1,133,372
26500	KAYAK LAUNCH DOCKS	713,080	-	-	-	-	-	-	713,080
27800	STREET LIGHTING IMPROVEMENTS	629,717	(629,000)	629,000	-	-	-	-	629,717
27950	NORTH BEACH OCEANSIDE PARK	200,000	3,475,000	-	-	-	-	-	3,675,000
27970	BEACH SHOWER DRAINAGE SYSTEM	137,000	-	-	-	-	-	-	137,000
28550	LIFEGUARD STAND REPLACEMENTS	540,000	-	-	-	-	-	-	540,000
28600	NSPYC EXTERIOR CAFE AND RESTROOMS	1,001,000	-	-	-	-	-	-	1,001,000
28610	RUE VENDOME PUBLIC PLAZA	1,794,000	-	-	-	-	-	-	1,794,000
28630	BONITA DRIVE STREET END IMPROVEMENT	135,000	-	-	-	-	-	-	135,000
28640	NORTH BEACH STREETSCAPE PILOT PROJ	330,000	(330,000)	330,000	-	-	-	-	330,000
29550	CMB SKATEPARK	150,280	-	-	-	-	-	-	150,280
29620	ALLISON PARK REDESIGN	1,432,000	-	-	-	-	-	-	1,432,000
29810	ALLEYWAY RESTORATION PH III	60,000	-	-	-	-	-	-	60,000
60237	COLLINS / HARDING ALLEY RESTORATION	100,000	-	-	-	-	-	-	100,000
60921	N. SHORES GOLF CLUB-CLUBHOUSE ROOF	-	-	200,000	-	-	-	-	200,000
61219	N. SHORE TENNIS FACILITY FENCE	47,000	-	-	-	-	-	-	47,000
61319	N. SHORE BANDSHELL PLUMBING REPAIRS	30,000	-	-	-	-	-	-	30,000
61419	BEACHFRONT RESTROOMS-RENOVATIONS	87,000	-	-	-	-	-	-	87,000
61519	BEACH SHOWER DRAINAGE SYSTEM PH II	125,000	-	-	-	-	-	-	125,000
61619	NORTH BEACH ROW LANDSCAPING	157,000	-	200,000	100,000	100,000	-	-	557,000
63318	NORMANDY ISLE PARK POOL RENOVATIONS	375,000	(358,000)	358,000	-	-	-	-	375,000
63522	NORTH SHORE BANDSHELL SIGNAGE REPLA	-	-	96,180	-	-	-	-	96,180

MIAMIBEACH

FY 2021 - 2025 CAPITAL IMPROVEMENT PLAN BY FUNDING SUMMARY
CITY OF MIAMI BEACH

PROJECT	PROJECT NAME	Previous Years	FY 2021	FY 2022	FY 2023	FY 2024	FY 2025	Future	Total
64160	PAINTING & LIGHTING OF BRIDGES	1,585,000	-	910,000	-	-	-	-	2,495,000
64190	ENTRANCE SIGNS TO NORTH BEACH	749,000	(691,000)	691,000	-	-	-	-	749,000
64918	SMART LIGHTING MASTER PLAN	396,883	-	200,000	200,000	200,000	200,000	-	1,196,883
65620	NORTH BEACH OCEANSIDE PK SECURITY	225,000	(225,000)	-	-	-	-	-	-
67140	81ST ST PEDESTRIAN BRIDG	180,000	-	-	-	-	-	-	180,000
68820	BEACH RESTROOMS EXHAUST SYSTEMS	7,000	-	-	-	-	-	-	7,000
	Fund Total:	**15,424,799**	**747,796**	**3,961,180**	**300,000**	**300,000**	**995,000**	**-**	**21,728,775**
308 RESORT TAX REV. BONDS 2015									
28160	CONVENTION CENTER RENOVATION	216,632,193	-	-	-	-	-	-	216,632,193
	Fund Total:	**216,632,193**	**-**	**-**	**-**	**-**	**-**	**-**	**216,632,193**
309 RDA SERIES 2015A									
24550	BASS MUSEUM SPACE EXPANSION	3,750,000	-	-	-	-	-	-	3,750,000
28160	CONVENTION CENTER RENOVATION	268,602,420	-	-	-	-	-	-	268,602,420
28170	CONVENTION CENTER PARK	7,750,000	-	-	-	-	-	-	7,750,000
28180	CONVENTION CENTER - CARL FISHER	3,647,580	-	-	-	-	-	-	3,647,580
29310	CONVENTION CENTER LINCOLN RD CONNECTOR	10,000,000	-	-	-	-	-	-	10,000,000
29320	17TH STREET NORTH IMPROVEMENTS	2,000,000	-	-	-	-	-	-	2,000,000
	Fund Total:	**295,750,000**	**-**	**-**	**-**	**-**	**-**	**-**	**295,750,000**
320 GENERAL CAPITAL -MDC ILA									
20597	WEST AVENUE PHASE II	7,390,575	-	-	-	-	-	-	7,390,575
21220	INDIAN CREEK STREET DRAINAGE IMPROVEMENTS	352,755	-	-	-	-	-	-	352,755
23000	SUNSET HARBOUR PUMPSTATION UPGRADES	989,081	-	-	-	-	-	-	989,081
	Fund Total:	**8,732,411**	**-**	**-**	**-**	**-**	**-**	**-**	**8,732,411**
350 PALM ISLAND UNDERGROUND UTILIT									
23380	PALM & HIBISCUS ISLAND ENHANCEMENT	1,337,096	-	-	-	-	-	-	1,337,096
	Fund Total:	**1,337,096**	**-**	**-**	**-**	**-**	**-**	**-**	**1,337,096**
351 REALLOC. FUNDS-OTHER CAP. PROJ									
20297	EXPANSION OF CITY WIDE SURVEILLANCE	180,000	-	-	-	-	-	-	180,000
25750	WEST AVE BDG OVER COLLINS CANAL	59,952	-	-	-	-	-	-	59,952
	Fund Total:	**239,952**	**-**	**-**	**-**	**-**	**-**	**-**	**239,952**
365 CITY CENTER RDA CAP FUND									
23270	CITY CENTER COMMERCIAL DISTRICT BPB	13,539,610	-	-	-	-	-	-	13,539,610
23300	FLAMINGO NEIGHBORHOOD-SOUTH	18,932	-	-	-	-	-	-	18,932
23360	WEST AVE/BAY RD NEIGHBORHOOD	750,000	-	-	-	-	-	-	750,000
24550	BASS MUSEUM SPACE EXPANSION	3,750,000	-	-	-	-	-	-	3,750,000
25650	CITYWIDE CURB RAMP INSTALLATION	1,500	-	-	-	-	-	-	1,500
25980	BASS MUSEUM GENERATOR	117,816	-	-	-	-	-	-	117,816

ATTACHMENT A

MIAMIBEACH

FY 2021 - 2025 CAPITAL IMPROVEMENT PLAN BY FUNDING SUMMARY
CITY OF MIAMI BEACH

PROJECT	PROJECT NAME	Previous Years	FY 2021	FY 2022	FY 2023	FY 2024	FY 2025	Future	Total
26010	BASS MUSEUM HYDRAULIC ELEVATOR	66,127	-	-	-	-	-	-	66,127
27070	BEACHWALK LIGHTING RETRO	665,625	-	-	-	-	-	-	665,625
27600	SEAWALL-BOTANICAL GARDEN	1,208,662	-	-	-	-	-	-	1,208,662
27650	ALUMINUM STREETLIGHTING POLE REPLAC	168,060	-	-	-	-	-	-	168,060
27780	MIAMI CITY BALLET WINDOWS	126,799	-	-	-	-	-	-	126,799
28010	COLLINS PARK PARKING GARAGE	25,521,271	-	-	-	-	-	-	25,521,271
28160	CONVENTION CENTER RENOVATION	6,914,221	-	-	-	-	-	-	6,914,221
28180	CONVENTION CENTER - CARL FISHER	265,320	-	-	-	-	-	-	265,320
29300	LINCOLN RD LENOX-COLLINS W/SIDE STR	20,000,000	-	-	-	-	-	-	20,000,000
29500	COLLINS CANAL ENHANCEMENT PROJECT	2,999,999	-	-	-	-	-	-	2,999,999
29530	COLLINS PARK ANCILLARY IMPROVEMENTS	4,000,000	-	-	-	-	-	-	4,000,000
29880	LINCOLN RD MALL ADA PEDESTRIAN	87,500	-	-	-	-	-	-	87,500
65118	BASS MUSEUM - FIRE PUMP REPLACEMENT	72,000	-	-	-	-	-	-	72,000
	Fund Total:	**80,273,442**	-	-	-	-	-	-	**80,273,442**
366 PARKS AND REC. BEAUTIF. FUNDS									
20577	BELLE ISLE PARK PLAYGROUND	230,000	-	-	-	-	-	-	230,000
21270	VENETIAN NEIGHBORHOOD -ISLANDS	23,355	-	-	-	-	-	-	23,355
23000	SUNSET HARBOUR PUMPSTATION UPGRADES	440,800	-	-	-	-	-	-	440,800
23418	POCKET PARK AT 20TH ST. & SUNSET DR	155,658	-	-	-	-	-	-	155,658
28850	MAURICE GIBB PARK REDESIGN	626,542	-	-	-	-	-	-	626,542
61920	MAURICE GIBB SOIL REMEDIATION	196,000	-	-	-	-	-	-	196,000
67420	FLAMINGO PARK POOL PLAYGROUND	65,383	-	-	-	-	-	-	65,383
	Fund Total:	**1,737,738**	-	-	-	-	-	-	**1,737,738**
370 RCP -1996 15M GO BOND									
20577	BELLE ISLE PARK PLAYGROUND	5,566	-	-	-	-	-	-	5,566
22750	ALTOS DEL MAR PARK	315,849	-	-	-	-	-	-	315,849
23200	FLAMINGO PARK	336,423	-	-	-	-	-	-	336,423
67420	FLAMINGO PARK POOL PLAYGROUND	104,175	-	-	-	-	-	-	104,175
	Fund Total:	**762,013**	-	-	-	-	-	-	**762,013**
373 99 GO BONDS-NEIGHBORHOOD IMPRO									
22050	BAYSHORE NEIGHBORHOOD BID PACK A	(200)	-	-	-	-	-	-	(200)
23180	BAYSHORE NEIGHBORHOOD BID PACK D	3,828	-	-	-	-	-	-	3,828
23220	NORTH SHORE NEIGHBORHOOD IMPROVEMENTS	427,541	-	-	-	-	-	-	427,541
23240	LA GORCE NEIGHBORHOOD IMPROVEMENTS	64,203	-	-	-	-	-	-	64,203
23300	FLAMINGO NEIGHBORHOOD-SOUTH	164,785	-	-	-	-	-	-	164,785
23360	WEST AVE/BAY RD NEIGHBORHOOD	197,991	-	-	-	-	-	-	197,991
	Fund Total:	**858,148**	-	-	-	-	-	-	**858,148**

MIAMIBEACH

FY 2021 - 2025 CAPITAL IMPROVEMENT PLAN BY FUNDING SUMMARY
CITY OF MIAMI BEACH

PROJECT	PROJECT NAME	Previous Years	FY 2021	FY 2022	FY 2023	FY 2024	FY 2025	Future	Total
374 GULF BREEZE									
23200	FLAMINGO PARK	137,080	-	-	-	-	-	-	137,080
	Fund Total:	**137,080**	-	-	-	-	-	-	**137,080**
376 99 GO BONDS - NEIGHBORHOOD IMP									
21270	VENETIAN NEIGHBORHOOD -ISLANDS	2,930,534	-	-	-	-	-	-	2,930,534
22050	BAYSHORE NEIGHBORHOOD BID PACK A	417,634	-	-	-	-	-	-	417,634
23220	NORTH SHORE NEIGHBORHOOD IMPROVEMENTS	245,045	-	-	-	-	-	-	245,045
23240	LA GORCE NEIGHBORHOOD IMPROVEMENTS	61	-	-	-	-	-	-	61
23360	WEST AVE/BAY RD NEIGHBORHOOD	13,527	-	-	-	-	-	-	13,527
23380	PALM & HIBISCUS ISLAND ENHANCEMENT	47,808	-	-	-	-	-	-	47,808
	Fund Total:	**3,654,609**	-	-	-	-	-	-	**3,654,609**
377 99 GO BONDS - PARKS & BEACHES									
22750	ALTOS DEL MAR PARK	109,643	-	-	-	-	-	-	109,643
23200	FLAMINGO PARK	203,400	-	-	-	-	-	-	203,400
	Fund Total:	**313,043**	-	-	-	-	-	-	**313,043**
379 SOUTH POINTE RDA									
20587	1ST STREET-ALTON RD TO WASHINGTON	4,669,616	-	-	-	-	-	-	4,669,616
23018	SOUTH POINTE PARK LIGHTING	585,000	-	-	-	-	-	-	585,000
23300	FLAMINGO NEIGHBORHOOD-SOUTH	261,194	-	-	-	-	-	-	261,194
25410	BEACHWALK II	2,800,819	-	-	-	-	-	-	2,800,819
27370	54IN DIAMETER REDUNDANT SEWER FORCE	990,000	-	-	-	-	-	-	990,000
29430	SOUTH POINTE PARK REMEDIATION	100,000	-	-	-	-	-	-	100,000
60177	SOUTH BEACH PEDESTRIAN ZONES	650,000	-	-	-	-	-	-	650,000
61117	RESTORATIVE TREE WELL TREATMENT	145,000	-	-	-	-	-	-	145,000
	Fund Total:	**10,201,629**	-	-	-	-	-	-	**10,201,629**
382 2003 G.O. BONDS-FIRE SAFETY									
60057	FIRE STATION 3 EMERGENCY GENERATOR	100,000	-	-	-	-	-	-	100,000
60077	FIRE STATION 2 ALARM SYSTEM	89,000	-	-	-	-	-	-	89,000
67220	FIRE STATION 3 EMERGENCY GENERATOR	66,045	-	-	-	-	-	-	66,045
	Fund Total:	**255,045**	-	-	-	-	-	-	**255,045**
383 2003 GO BONDS-PARKS & BEACHES									
20190	NORMANDY SHORES PK FITNESS CIRCUIT	111,884	-	-	-	-	-	-	111,884
20237	FAIRWAY PARK IMPROVEMENTS	116	-	-	-	-	-	-	116
20577	BELLE ISLE PARK PLAYGROUND	46,349	-	-	-	-	-	-	46,349
22750	ALTOS DEL MAR PARK	2,790,357	-	-	-	-	-	-	2,790,357
23200	FLAMINGO PARK	4,648,453	-	-	-	-	-	-	4,648,453
23418	POCKET PARK AT 20TH ST. & SUNSET DR	521,342	-	-	-	-	-	-	521,342

ATTACHMENT A

MIAMIBEACH

FY 2021 - 2025 CAPITAL IMPROVEMENT PLAN BY FUNDING SUMMARY
CITY OF MIAMI BEACH

PROJECT	PROJECT NAME	Previous Years	FY 2021	FY 2022	FY 2023	FY 2024	FY 2025	Future	Total
24790	PARK VIEW ISLAND	395,676	-	-	-	-	-	-	395,676
67420	FLAMINGO PARK POOL PLAYGROUND	76,026	-	-	-	-	-	-	76,026
	Fund Total:	**8,590,203**	-	-	-	-	-	-	**8,590,203**
384 2003 GO BONDS - NEIGHBORHOODS									
20327	2 WAY CONVERSION 42ND ST. SHERIDAN	510,000	-	-	-	-	-	-	510,000
20597	WEST AVENUE PHASE II	2,420,736	589,947	-	-	-	-	-	3,010,683
20607	11TH STREET-FLAMINGO NEIGHBORHOOD	1,511,349	-	-	-	-	-	-	1,511,349
21270	VENETIAN NEIGHBORHOOD -ISLANDS	3,669,649	-	-	-	-	-	-	3,669,649
22050	BAYSHORE NEIGHBORHOOD BID PACK A	3,106,901	-	-	-	-	-	-	3,106,901
23180	BAYSHORE NEIGHBORHOOD BID PACK D	300,344	-	-	-	-	-	-	300,344
23220	NORTH SHORE NEIGHBORHOOD IMPROVEMENTS	668,191	-	-	-	-	-	-	668,191
23240	LA GORCE NEIGHBORHOOD IMPROVEMENTS	372,930	-	-	-	-	-	-	372,930
23300	FLAMINGO NEIGHBORHOOD-SOUTH	56,353	-	-	-	-	-	-	56,353
23360	WEST AVE/BAY RD NEIGHBORHOOD	3,878,208	-	-	-	-	-	-	3,878,208
23380	PALM & HIBISCUS ISLAND ENHANCEMENT	567,822	-	-	-	-	-	-	567,822
25750	WEST AVE BDG OVER COLLINS CANAL	65,738	-	-	-	-	-	-	65,738
28940	BAYSHORE NEIGHBORHOOD CENTRAL - SOUTH	4,170,522	-	-	-	-	-	-	4,170,522
29500	COLLINS CANAL ENHANCEMENT PROJECT	1,428,192	-	-	-	-	-	-	1,428,192
60257	BAY DRIVE NEIGHBORHOOD GREENWAY	100,000	-	-	-	-	-	-	100,000
	Fund Total:	**22,826,935**	**589,947**	-	-	-	-	-	**23,416,882**
388 MDC CDT INTERLOCAL-CDT/RTX									
20330	MIDDLE BEACH REC CORRIDOR PH II	8,795,517	-	-	-	-	-	-	8,795,517
20597	WEST AVENUE PHASE II	501,093	-	-	-	-	-	-	501,093
23200	FLAMINGO PARK	5,562,273	-	-	-	-	-	-	5,562,273
25410	BEACHWALK II	799,400	-	-	-	-	-	-	799,400
26270	COMMUNITY PARK (PAR 3) RENOVATIONS	4,558,090	-	-	-	-	-	-	4,558,090
29130	SOUTH POINTE MISCELANEOUS IMPR.	338,041	-	-	-	-	-	-	338,041
29430	SOUTH POINTE PARK REMEDIATION	800,000	-	-	-	-	-	-	800,000
66718	BEACH STORAGE AREA ENCLOSURE	170,000	-	-	-	-	-	-	170,000
	Fund Total:	**21,524,414**	-	-	-	-	-	-	**21,524,414**
389 SOUTH POINTE CAPITAL									
20587	1ST STREET-ALTON RD TO WASHINGTON	4,741,799	-	-	-	-	-	-	4,741,799
20607	11TH STREET-FLAMINGO NEIGHBORHOOD	552,777	-	-	-	-	-	-	552,777
21220	INDIAN CREEK STREET DRAINAGE IMPROVEMENTS	2,500,368	-	-	-	-	-	-	2,500,368
23000	SUNSET HARBOUR PUMPSTATION UPGRADES	551,300	-	-	-	-	-	-	551,300
23270	CITY CENTER COMMERCIAL DISTRICT BPB	3,381,241	-	-	-	-	-	-	3,381,241
23360	WEST AVE/BAY RD NEIGHBORHOOD	4,900,000	-	-	-	-	-	-	4,900,000

MIAMIBEACH

FY 2021 - 2025 CAPITAL IMPROVEMENT PLAN BY FUNDING SUMMARY
CITY OF MIAMI BEACH

PROJECT	PROJECT NAME	Previous Years	FY 2021	FY 2022	FY 2023	FY 2024	FY 2025	Future	Total
23618	LENOX COURT & JEFFERSON AVE SEAWALL	300,000	-	-	-	-	-	-	300,000
25410	BEACHWALK II	133,214	-	-	-	-	-	-	133,214
25650	CITYWIDE CURB RAMP INSTALLATION	10,500	-	-	-	-	-	-	10,500
26340	PENRODS AT 1 OCEAN DR. PARKING LOT	2,798,310	-	-	-	-	-	-	2,798,310
27370	54IN DIAMETER REDUNDANT SEWER FORCE	6,600,000	-	-	-	-	-	-	6,600,000
27540	SOUTH POINTE PARK IMPROVEMENTS	184,000	-	-	-	-	-	-	184,000
28550	LIFEGUARD STAND REPLACEMENTS	300,000	-	-	-	-	-	-	300,000
28740	SEAWALL - HOLOCAUST MEMORIAL	100,000	-	-	-	-	-	-	100,000
28780	SEAWALL DADE BLVD - WASHINGTON AVE	1,625,000	-	-	-	-	-	-	1,625,000
28790	CONVENTION CENTER DR TO WASHINGTON	1,800,000	-	-	-	-	-	-	1,800,000
28820	INDIAN BEACH PARK SEAWALL	715,000	-	-	-	-	-	-	715,000
29130	SOUTH POINTE MISCELANEOUS IMPR.	61,959	-	-	-	-	-	-	61,959
29430	SOUTH POINTE PARK REMEDIATION	8,026,881	-	-	-	-	-	-	8,026,881
29560	BRITTANY BAY PARK SEAWALL	1,109,000	-	-	-	-	-	-	1,109,000
61117	RESTORATIVE TREE WELL TREATMENT	147,000	-	-	-	-	-	-	147,000
65219	SOUTH POINTE PARK HVAC REPLACEMENT	50,000	-	-	-	-	-	-	50,000
66618	SOUTH POINTE PK-FIRE ALARM RENEWAL	35,000	-	-	-	-	-	-	35,000
	Fund Total:	**40,623,349**	-	-	-	-	-	-	**40,623,349**
390 MIAMI-DADE COUNTY BOND									
23200	FLAMINGO PARK	3,099,000	-	-	-	-	-	-	3,099,000
25380	BAND SHELL MASTER PLAN	1,500,000	-	-	-	-	-	-	1,500,000
	Fund Total:	**4,599,000**	-	-	-	-	-	-	**4,599,000**
391 2019 GO BONDS – PARKS									
25019	GO#1: 72 ST. COMMUNITY COMPLEX	10,800,000	-	-	-	-	-	-	10,800,000
25119	GO#2: COLLINS PARK	640,000	-	-	-	-	-	-	640,000
25219	GO#3: CRESPI PARK	211,000	-	-	-	-	-	-	211,000
25319	GO#4: FAIRWAY PARK	260,000	-	-	-	-	-	-	260,000
25419	GO#5: FLAMINGO PARK & YOUTH CENTER	15,400,000	-	-	-	-	-	-	15,400,000
25719	GO#8: LUMMUS PARK	4,737,000	-	-	-	-	-	-	4,737,000
25819	GO#9: MARJORY STONEMAN DOUGLAS PARK	682,000	-	-	-	-	-	-	682,000
25919	GO#10: MAURICE GIBB PARK	3,300,000	-	-	-	-	-	-	3,300,000
26119	GO#12: NOBE OCEANSIDE PARK BEACHWLK	2,000,000	-	-	-	-	-	-	2,000,000
26219	GO#13: N.SHORE PARK & YOUTH CENTER	4,930,000	-	-	-	-	-	-	4,930,000
26319	GO#15: PAR 3 / BAYSHORE PARK	15,700,000	-	-	-	-	-	-	15,700,000
26419	GO#17: POLO PARK	500,000	-	-	-	-	-	-	500,000
26519	GO#18: SCOTT RAKOW YOUTH CENTER	4,448,000	-	-	-	-	-	-	4,448,000
26619	GO#19: SOUNDSCAPE PARK	4,500,000	-	-	-	-	-	-	4,500,000

MIAMIBEACH

ATTACHMENT A

FY 2021 - 2025 CAPITAL IMPROVEMENT PLAN BY FUNDING SUMMARY
CITY OF MIAMI BEACH

PROJECT	PROJECT NAME	Previous Years	FY 2021	FY 2022	FY 2023	FY 2024	FY 2025	Future	Total
26719	GO#23: BAYWLK PEDESTRIAN BRIDGE	10,000,000	-	-	-	-	-	-	10,000,000
26819	GO#24: MIDDLE BEACH BEACHWALK PH3	4,500,000	-	-	-	-	-	-	4,500,000
27119	GO#29: WEST LOTS	1,000,000	-	-	-	-	-	-	1,000,000
28919	GO#26: ROOFS FOR CULTURAL FACILITIES	2,980,000	-	-	-	-	-	-	2,980,000
67819	GO#21: STILLWATER PARK	145,000	-	-	-	-	-	-	145,000
	Fund Total:	**86,733,000**	-	-	-	-	-	-	**86,733,000**
392 2019 GO BONDS - PUBLIC SAFETY									
22819	GO#57: CAMERAS- ENTERTAINMENT DISTRICT	1,490,000	-	-	-	-	-	-	1,490,000
23119	GO#49: PUBLIC SAFETY RADIO SYSTEM	9,700,000	-	-	-	-	-	-	9,700,000
28319	GO#45: FIRE STATION #1	7,000,000	-	-	-	-	-	-	7,000,000
28519	GO#47: LICENSE PLATE READERS	1,950,000	-	-	-	-	-	-	1,950,000
28719	GO#53: SECURITY FOR PUBLIC SPACES	2,000,000	-	-	-	-	-	-	2,000,000
28819	GO#54: MARINE PATROL FACILITY	2,700,000	-	-	-	-	-	-	2,700,000
68519	GO#48: POLICE HQ FACILITY	4,000,000	-	-	-	-	-	-	4,000,000
68819	GO#50: CAMERAS- BUSINESS DISTRICT	825,000	-	-	-	-	-	-	825,000
68919	GO#52: LED LIGHTING IN PARKS	1,041,000	-	-	-	-	-	-	1,041,000
69019	GO#55: STREET LIGHTING IMPROVEMENTS	5,000,000	-	-	-	-	-	-	5,000,000
69119	GO#56: CAMERAS- BEACHWALK	700,000	-	-	-	-	-	-	700,000
	Fund Total:	**36,406,000**	-	-	-	-	-	-	**36,406,000**
393 2019 GO BONDS- NEIGHBORHOODS									
24619	GO#37: SIDEWALK IMPROVEMENTS	3,500,000	-	-	-	-	-	-	3,500,000
27419	GO#32: PALM & HIBISCUS LANDSCAPING	1,000,000	-	-	-	-	-	-	1,000,000
27819	GO#38: STREET PAVEMENT	7,500,000	-	-	-	-	-	-	7,500,000
27919	GO#39: SEAWALLS & SHORELINES	8,000,000	-	-	-	-	-	-	8,000,000
28019	GO#40: 41 ST. CORRIDOR	1,500,000	-	-	-	-	-	-	1,500,000
68219	GO#33: STREET TREE MASTER PLAN	2,500,000	-	-	-	-	-	-	2,500,000
68419	GO#42: TRAFFIC CALMING	1,500,000	-	-	-	-	-	-	1,500,000
68619	GO#43: BIKE LANES & SHARED USE PATH	2,500,000	-	-	-	-	-	-	2,500,000
	Fund Total:	**28,000,000**	-	-	-	-	-	-	**28,000,000**
410 BUILDING CAPITAL FUND									
26990	SECOND FL. RENOVATION-BUILDING DEPT	1,240,000	-	-	-	-	-	-	1,240,000
	Fund Total:	**1,240,000**	-	-	-	-	-	-	**1,240,000**
418 W&S CAP PROJ FNDED BY OPER FDS									
20527	FDOT UTILITES RELOCATION	-	221,175	-	-	-	-	-	221,175
20607	11TH STREET-FLAMINGO NEIGHBORHOOD	40,468	-	-	-	-	-	-	40,468
23000	SUNSET HARBOUR PUMPSTATION UPGRADES	1,013,016	-	-	-	-	-	-	1,013,016
23360	WEST AVE/BAY RD NEIGHBORHOOD	376,706	-	-	-	-	-	-	376,706

MIAMIBEACH

FY 2021 - 2025 CAPITAL IMPROVEMENT PLAN BY FUNDING SUMMARY
CITY OF MIAMI BEACH

PROJECT	PROJECT NAME	Previous Years	FY 2021	FY 2022	FY 2023	FY 2024	FY 2025	Future	Total
27370	54IN DIAMETER REDUNDANT SEWER FORCE	2,370,395	-	-	-	-	-	-	2,370,395
28120	WATER PUMP STATIONS IMPROVEMENTS	1,000,000	-	-	-	-	-	-	1,000,000
28220	WASTEWATER MANHOLE REHABILITATION	1,500,000	1,545,000	1,591,350	-	-	-	-	4,636,350
28320	SEWER PUMP STATION ODOR CONTROL	850,600	-	-	-	-	-	-	850,600
28420	SWR PUMP STATION # 18 IMPROVEMENTS	700,000	700,000	-	-	-	-	-	1,400,000
28520	WATER & WASTEWATER MAINS AND REHAB	-	140,889	-	-	-	-	-	140,889
60319	WATER METER REPLACEMENT PROGRAM	9,104,893	-	-	-	-	-	-	9,104,893
60419	DERM & EPA CONSENT DECREE	900,000	500,000	500,000	500,000	500,000	-	-	2,900,000
63918	PUBLIC WORKS FACILITY RENOVATION	106,890	-	-	-	-	-	-	106,890
66818	WATER STATION ROOF REPLACEMENT	30,000	-	-	-	-	-	-	30,000
	Fund Total:	**17,992,968**	**3,107,064**	**2,091,350**	**500,000**	**500,000**	**-**	**-**	**24,191,382**
419 2017 WATER & SEWER BONDS									
20527	FDOT UTILITES RELOCATION	677,529	-	-	-	-	-	-	677,529
20597	WEST AVENUE PHASE II	18,333,671	-	-	-	-	-	-	18,333,671
20607	11TH STREET-FLAMINGO NEIGHBORHOOD	2,495,457	-	-	-	-	-	-	2,495,457
20619	WASTE WATER STATIONS REHABILITATION	4,500,000	6,603,400	-	-	-	-	-	11,103,400
20719	SCADA AND PLC SYSTEMS	3,137,750	-	-	-	-	-	-	3,137,750
21270	VENETIAN NEIGHBORHOOD -ISLANDS	597,022	-	-	-	-	-	-	597,022
23000	SUNSET HARBOUR PUMPSTATION UPGRADES	539,631	-	-	-	-	-	-	539,631
23220	NORTH SHORE NEIGHBORHOOD IMPROVEMENTS	138,427	-	-	-	-	-	-	138,427
23240	LA GORCE NEIGHBORHOOD IMPROVEMENTS	297,347	-	-	-	-	-	-	297,347
23360	WEST AVE/BAY RD NEIGHBORHOOD	110,000	-	-	-	-	-	-	110,000
23380	PALM & HIBISCUS ISLAND ENHANCEMENT	3,963,099	-	-	-	-	-	-	3,963,099
27370	54IN DIAMETER REDUNDANT SEWER FORCE	3,997,327	-	-	-	-	-	-	3,997,327
28120	WATER PUMP STATIONS IMPROVEMENTS	-	4,595,000	-	-	-	-	-	4,595,000
28520	WATER & WASTEWATER MAINS AND REHAB	17,000,000	9,276,820	-	-	-	-	-	26,276,820
28940	BAYSHORE NEIGHBORHOOD CENTRAL - SOUTH	3,616,516	-	-	-	-	-	-	3,616,516
60319	WATER METER REPLACEMENT PROGRAM	2,000,000	5,000,000	-	-	-	-	-	7,000,000
65421	VALVE REPLACEMENT PROGRAM	-	931,635	959,584	-	-	-	-	1,891,219
	Fund Total:	**61,403,776**	**26,406,855**	**959,584**	**-**	**-**	**-**	**-**	**88,770,215**
420 W&S GBL SERIES 2010 2009-27243									
20527	FDOT UTILITES RELOCATION	-	178,825	-	-	-	-	-	178,825
21270	VENETIAN NEIGHBORHOOD -ISLANDS	2,766,100	-	-	-	-	-	-	2,766,100
22050	BAYSHORE NEIGHBORHOOD BID PACK A	3,895,513	-	-	-	-	-	-	3,895,513
23000	SUNSET HARBOUR PUMPSTATION UPGRADES	2,500,062	-	-	-	-	-	-	2,500,062
23180	BAYSHORE NEIGHBORHOOD BID PACK D	2,850,793	-	-	-	-	-	-	2,850,793
23220	NORTH SHORE NEIGHBORHOOD IMPROVEMENTS	2,368,323	-	-	-	-	-	-	2,368,323

ATTACHMENT A

MIAMIBEACH

FY 2021 - 2025 CAPITAL IMPROVEMENT PLAN BY FUNDING SUMMARY
CITY OF MIAMI BEACH

PROJECT	PROJECT NAME	Previous Years	FY 2021	FY 2022	FY 2023	FY 2024	FY 2025	Future	Total
23360	WEST AVE/BAY RD NEIGHBORHOOD	1,632,360	-	-	-	-	-	-	1,632,360
23380	PALM & HIBISCUS ISLAND ENHANCEMENT	2,547,712	-	-	-	-	-	-	2,547,712
27370	54IN DIAMETER REDUNDANT SEWER FORCE	566	-	-	-	-	-	-	566
	Fund Total:	**18,561,429**	**178,825**	**-**	**-**	**-**	**-**	**-**	**18,740,254**
422 WATER AND SEWER IMPACT FEES									
23180	BAYSHORE NEIGHBORHOOD BID PACK D	97,000	-	-	-	-	-	-	97,000
	Fund Total:	**97,000**	**-**	**-**	**-**	**-**	**-**	**-**	**97,000**
423 GULF BREEZE 2006									
21270	VENETIAN NEIGHBORHOOD -ISLANDS	1,134,463	-	-	-	-	-	-	1,134,463
22050	BAYSHORE NEIGHBORHOOD BID PACK A	765,052	-	-	-	-	-	-	765,052
23240	LA GORCE NEIGHBORHOOD IMPROVEMENTS	56,000	-	-	-	-	-	-	56,000
23380	PALM & HIBISCUS ISLAND ENHANCEMENT	2,828,927	-	-	-	-	-	-	2,828,927
28940	BAYSHORE NEIGHBORHOOD CENTRAL - SOUTH	106,792	-	-	-	-	-	-	106,792
	Fund Total:	**4,891,234**	**-**	**-**	**-**	**-**	**-**	**-**	**4,891,234**
424 WATER & SEWER BONDS 2000S									
21270	VENETIAN NEIGHBORHOOD -ISLANDS	3,659,741	-	-	-	-	-	-	3,659,741
22050	BAYSHORE NEIGHBORHOOD BID PACK A	2,893,609	-	-	-	-	-	-	2,893,609
23180	BAYSHORE NEIGHBORHOOD BID PACK D	777,897	-	-	-	-	-	-	777,897
23220	NORTH SHORE NEIGHBORHOOD IMPROVEMENTS	2,024,350	-	-	-	-	-	-	2,024,350
23240	LA GORCE NEIGHBORHOOD IMPROVEMENTS	524,662	-	-	-	-	-	-	524,662
23300	FLAMINGO NEIGHBORHOOD-SOUTH	1,211,126	-	-	-	-	-	-	1,211,126
23360	WEST AVE/BAY RD NEIGHBORHOOD	1,063,111	-	-	-	-	-	-	1,063,111
23380	PALM & HIBISCUS ISLAND ENHANCEMENT	1,222,509	-	-	-	-	-	-	1,222,509
27370	54IN DIAMETER REDUNDANT SEWER FORCE	78,434	-	-	-	-	-	-	78,434
28940	BAYSHORE NEIGHBORHOOD CENTRAL - SOUTH	1,715	-	-	-	-	-	-	1,715
	Fund Total:	**13,457,154**	**-**	**-**	**-**	**-**	**-**	**-**	**13,457,154**
425 WATER AND SEWER ENTERPRISE FUN									
21270	VENETIAN NEIGHBORHOOD -ISLANDS	1,529,777	-	-	-	-	-	-	1,529,777
22050	BAYSHORE NEIGHBORHOOD BID PACK A	50,770	-	-	-	-	-	-	50,770
23180	BAYSHORE NEIGHBORHOOD BID PACK D	358,785	-	-	-	-	-	-	358,785
23360	WEST AVE/BAY RD NEIGHBORHOOD	106,783	-	-	-	-	-	-	106,783
23380	PALM & HIBISCUS ISLAND ENHANCEMENT	503,278	-	-	-	-	-	-	503,278
28940	BAYSHORE NEIGHBORHOOD CENTRAL - SOUTH	309,433	-	-	-	-	-	-	309,433
64220	PUBLIC WORKS FACILITY EXTERIOR	84,914	-	-	-	-	-	-	84,914
69220	PUBLIC WORKS FACILITY GENERATOR	130,209	-	-	-	-	-	-	130,209
	Fund Total:	**3,073,949**	**-**	**-**	**-**	**-**	**-**	**-**	**3,073,949**

MIAMIBEACH

FY 2021 - 2025 CAPITAL IMPROVEMENT PLAN BY FUNDING SUMMARY
CITY OF MIAMI BEACH

PROJECT	PROJECT NAME	Previous Years	FY 2021	FY 2022	FY 2023	FY 2024	FY 2025	Future	Total
427 STORMWATER ENTERPRISE FUND									
21270	VENETIAN NEIGHBORHOOD -ISLANDS	2,600,270	-	-	-	-	-	-	2,600,270
23000	SUNSET HARBOUR PUMPSTATION UPGRADES	1,974,840	-	-	-	-	-	-	1,974,840
23380	PALM & HIBISCUS ISLAND ENHANCEMENT	449,272	-	-	-	-	-	-	449,272
27170	SEAWALL-BISCAYNE BAY ST END PH. II	1,508,344	-	-	-	-	-	-	1,508,344
28940	BAYSHORE NEIGHBORHOOD CENTRAL - SOUTH	75,486	-	-	-	-	-	-	75,486
69220	PUBLIC WORKS FACILITY GENERATOR	65,105	-	-	-	-	-	-	65,105
	Fund Total:	**6,673,317**	**-**	**-**	**-**	**-**	**-**	**-**	**6,673,317**
428 STORMWATER BONDS 2000S									
21270	VENETIAN NEIGHBORHOOD -ISLANDS	4,353,561	-	-	-	-	-	-	4,353,561
22050	BAYSHORE NEIGHBORHOOD BID PACK A	1,549,281	-	-	-	-	-	-	1,549,281
23180	BAYSHORE NEIGHBORHOOD BID PACK D	119,601	-	-	-	-	-	-	119,601
23240	LA GORCE NEIGHBORHOOD IMPROVEMENTS	730,899	-	-	-	-	-	-	730,899
23270	CITY CENTER COMMERCIAL DISTRICT BPB	(28,330)	-	-	-	-	-	-	(28,330)
23300	FLAMINGO NEIGHBORHOOD-SOUTH	3,375,123	-	-	-	-	-	-	3,375,123
23360	WEST AVE/BAY RD NEIGHBORHOOD	1,260,981	-	-	-	-	-	-	1,260,981
23380	PALM & HIBISCUS ISLAND ENHANCEMENT	427,465	-	-	-	-	-	-	427,465
	Fund Total:	**11,788,581**	**-**	**-**	**-**	**-**	**-**	**-**	**11,788,581**
429 2017 STORMWATER BONDS									
20587	1ST STREET-ALTON RD TO WASHINGTON	17,459,326	-	-	-	-	-	-	17,459,326
20597	WEST AVENUE PHASE II	47,846,260	9,195,255	-	-	-	-	-	57,041,515
20607	11TH STREET-FLAMINGO NEIGHBORHOOD	1,942,680	-	-	-	-	-	-	1,942,680
20719	SCADA AND PLC SYSTEMS	2,862,750	1,237,500	-	-	-	-	-	4,100,250
21220	INDIAN CREEK STREET DRAINAGE IMPROVEMENTS	5,267,542	-	-	-	-	-	-	5,267,542
23000	SUNSET HARBOUR PUMPSTATION UPGRADES	3,750,973	-	-	-	-	-	-	3,750,973
23180	BAYSHORE NEIGHBORHOOD BID PACK D	2,343,000	-	-	-	-	-	-	2,343,000
23270	CITY CENTER COMMERCIAL DISTRICT BPB	2,300,000	-	-	-	-	-	-	2,300,000
23360	WEST AVE/BAY RD NEIGHBORHOOD	515,356	-	-	-	-	-	-	515,356
23380	PALM & HIBISCUS ISLAND ENHANCEMENT	5,699,315	-	-	-	-	-	-	5,699,315
25750	WEST AVE BDG OVER COLLINS CANAL	283,380	-	-	-	-	-	-	283,380
28920	BIOSWALE PILOT PROJECT	850,000	-	-	-	-	-	-	850,000
28940	BAYSHORE NEIGHBORHOOD CENTRAL - SOUTH	1,065,000	-	-	-	-	-	-	1,065,000
	Fund Total:	**92,185,582**	**10,432,755**	**-**	**-**	**-**	**-**	**-**	**102,618,337**
431 2011 STORMWATER BOND2011-27782									
21270	VENETIAN NEIGHBORHOOD -ISLANDS	2,592,490	-	-	-	-	-	-	2,592,490
22050	BAYSHORE NEIGHBORHOOD BID PACK A	10,632,774	-	-	-	-	-	-	10,632,774
23000	SUNSET HARBOUR PUMPSTATION UPGRADES	3,552,816	-	-	-	-	-	-	3,552,816

ATTACHMENT A

MIAMIBEACH

FY 2021 - 2025 CAPITAL IMPROVEMENT PLAN BY FUNDING SUMMARY
CITY OF MIAMI BEACH

PROJECT	PROJECT NAME	Previous Years	FY 2021	FY 2022	FY 2023	FY 2024	FY 2025	Future	Total
23180	BAYSHORE NEIGHBORHOOD BID PACK D	2,606,560	-	-	-	-	-	-	2,606,560
23240	LA GORCE NEIGHBORHOOD IMPROVEMENTS	2,039	-	-	-	-	-	-	2,039
23270	CITY CENTER COMMERCIAL DISTRICT BPB	132,000	-	-	-	-	-	-	132,000
23300	FLAMINGO NEIGHBORHOOD-SOUTH	205,800	-	-	-	-	-	-	205,800
23360	WEST AVE/BAY RD NEIGHBORHOOD	5,854,876	-	-	-	-	-	-	5,854,876
23380	PALM & HIBISCUS ISLAND ENHANCEMENT	1,535,601	-	-	-	-	-	-	1,535,601
28940	BAYSHORE NEIGHBORHOOD CENTRAL - SOUTH	104,420	-	-	-	-	-	-	104,420
	Fund Total:	**27,219,376**	-	-	-	-	-	-	**27,219,376**
432 STORMWATER BONDS 2015									
21270	VENETIAN NEIGHBORHOOD -ISLANDS	20,516,285	-	-	-	-	-	-	20,516,285
22050	BAYSHORE NEIGHBORHOOD BID PACK A	590,216	-	-	-	-	-	-	590,216
23000	SUNSET HARBOUR PUMPSTATION UPGRADES	12,962,851	-	-	-	-	-	-	12,962,851
23180	BAYSHORE NEIGHBORHOOD BID PACK D	4,177,000	-	-	-	-	-	-	4,177,000
23270	CITY CENTER COMMERCIAL DISTRICT BPB	5,856,402	-	-	-	-	-	-	5,856,402
23360	WEST AVE/BAY RD NEIGHBORHOOD	4,433,928	-	-	-	-	-	-	4,433,928
23380	PALM & HIBISCUS ISLAND ENHANCEMENT	22,578,586	-	-	-	-	-	-	22,578,586
27370	54IN DIAMETER REDUNDANT SEWER FORCE	3,607,765	-	-	-	-	-	-	3,607,765
28940	BAYSHORE NEIGHBORHOOD CENTRAL - SOUTH	11,686,706	-	-	-	-	-	-	11,686,706
	Fund Total:	**86,409,739**	-	-	-	-	-	-	**86,409,739**
433 STORMWATER PROJECTS - MDC ILA									
20422	FLAMINGO NEIGHBORHOOD	300,000	-	-	-	-	-	-	300,000
20597	WEST AVENUE PHASE II	1,787,000	-	-	-	-	-	-	1,787,000
21220	INDIAN CREEK STREET DRAINAGE IMPROVEMENTS	7,093,058	-	-	-	-	-	-	7,093,058
23180	BAYSHORE NEIGHBORHOOD BID PACK D	1,200,000	-	-	-	-	-	-	1,200,000
23220	NORTH SHORE NEIGHBORHOOD IMPROVEMENTS	450,000	-	-	-	-	-	-	450,000
23380	PALM & HIBISCUS ISLAND ENHANCEMENT	2,690,176	-	-	-	-	-	-	2,690,176
24020	ORCHARD PARK	250,000	-	-	-	-	-	-	250,000
28300	SHANE WATERSPORT SEAWALL	650,000	-	-	-	-	-	-	650,000
29020	CITYWIDE SEAWALL REHAB	5,000,000	5,000,000	5,000,000	5,000,000	5,000,000	-	-	25,000,000
29300	LINCOLN RD LENOX-COLLINS W/SIDE STR	-	-	5,035,000	-	-	-	-	5,035,000
	Fund Total:	**19,420,234**	**5,000,000**	**10,035,000**	**5,000,000**	**5,000,000**	-	-	**44,455,234**
434 STORMWATER CAPITAL NOT BONDS									
21220	INDIAN CREEK STREET DRAINAGE IMPROVEMENTS	232,458	-	-	-	-	-	-	232,458
21720	DRAINAGE SYSTEM WATER QUALITY PILOT	500,000	-	-	-	-	-	-	500,000
23270	CITY CENTER COMMERCIAL DISTRICT BPB	628,603	-	-	-	-	-	-	628,603
23360	WEST AVE/BAY RD NEIGHBORHOOD	401,046	-	-	-	-	-	-	401,046

MIAMIBEACH

FY 2021 - 2025 CAPITAL IMPROVEMENT PLAN BY FUNDING SUMMARY
CITY OF MIAMI BEACH

PROJECT	PROJECT NAME	Previous Years	FY 2021	FY 2022	FY 2023	FY 2024	FY 2025	Future	Total
29820	STORM WATER OUTFALLS	2,000,000	-	-	-	-	-	-	2,000,000
	Fund Total:	**3,762,107**	-	-	-	-	-	-	**3,762,107**
435 SANITATION ENTERPRISE FUND									
21920	RECONFIGURATION OF SANITATION AREA	200,000	-	-	-	-	-	-	200,000
63718	SANITATION INTERIOR REPLACEMENT	190,000	-	-	-	-	-	-	190,000
64318	BAYSHORE GREEN WASTE FACILITY	1,326,761	(576,761)	-	-	-	-	-	750,000
69470	FLEET/SANITATION FIRE ALARM SYSTEM	42,900	-	-	-	-	-	-	42,900
	Fund Total:	**1,759,661**	**(576,761)**	-	-	-	-	-	**1,182,900**
439 MIAMI-DADE COUNTY BOND-MBCC									
28160	CONVENTION CENTER RENOVATION	54,426,432	-	-	-	-	-	-	54,426,432
	Fund Total:	**54,426,432**	-	-	-	-	-	-	**54,426,432**
440 CONVENTION CENTER OPERATIONS									
21618	CONVENTION CENTER GARAGE EQUIPMENT	121,000	-	-	-	-	-	-	121,000
28160	CONVENTION CENTER RENOVATION	1,557,174	-	-	-	-	-	-	1,557,174
28170	CONVENTION CENTER PARK	1,712,000	-	-	-	-	-	-	1,712,000
64219	CARL FISHER COMMERCIAL KITCHEN	244,950	-	-	-	-	-	-	244,950
65018	CONVENTION CENTER FOOD & BEVERAGE FF&E	2,803,000	-	-	-	-	-	-	2,803,000
	Fund Total:	**6,438,124**	-	-	-	-	-	-	**6,438,124**
441 CONVENTION DEVELOPMENT TAX$35M									
28160	CONVENTION CENTER RENOVATION	19,921	-	-	-	-	-	-	19,921
	Fund Total:	**19,921**	-	-	-	-	-	-	**19,921**
442 CONVENTION DEVELOPMENT TAX$15M									
28160	CONVENTION CENTER RENOVATION	2,457,531	-	-	-	-	-	-	2,457,531
	Fund Total:	**2,457,531**	-	-	-	-	-	-	**2,457,531**
463 RDA- GARAGE FUND									
20022	16TH ST.GARAGE-JOINT REPLACEMENT	-	-	200,000	-	-	-	-	200,000
20200	TRANSPORTATION CAPITAL INITIATIVE	7,000,000	-	-	-	-	-	-	7,000,000
21124	16TH ST GARAGE-EXTERIOR RENEWAL	-	-	-	-	400,000	-	-	400,000
28010	COLLINS PARK PARKING GARAGE	2,069,000	-	-	-	-	-	-	2,069,000
60023	16TH ST GARAGE-WATER DISTRIBUTION	-	-	-	75,000	-	-	-	75,000
60190	ANCHOR GARAGE ELEVATOR REPLACEMENT	357,995	-	-	-	-	-	-	357,995
60324	16TH STREET GARAGE-GENERATOR	-	-	-	-	250,000	-	-	250,000
61718	16TH STREET GARAGE FIRE SPRINKLER	300,000	1,144,000	-	-	-	-	-	1,444,000
61818	16TH STREET GARAGE STAIRWAYS	101,200	-	-	-	-	-	-	101,200
61918	16TH STREET GARAGE ROOF AND DECK	1,808,000	-	-	-	-	-	-	1,808,000
62422	16TH STREET GARAGE HVAC RENEWAL	-	-	33,850	-	-	-	-	33,850
62721	16TH STREET GARAGE-OFFICE/RESTROOM	-	-	30,000	-	-	-	-	30,000

ATTACHMENT A

MIAMIBEACH

FY 2021 - 2025 CAPITAL IMPROVEMENT PLAN BY FUNDING SUMMARY
CITY OF MIAMI BEACH

PROJECT	PROJECT NAME	Previous Years	FY 2021	FY 2022	FY 2023	FY 2024	FY 2025	Future	Total
62821	16TH STREET GARAGE-ROOF TOP RENEWAL	-	-	33,350	-	-	-	-	33,350
65019	16TH STREET GARAGE (ANCHOR) - PAINT	100,000	-	-	-	-	-	-	100,000
65521	16TH STREET CANVAS AWNING RENEWAL	-	56,560	-	-	-	-	-	56,560
66918	ANCHOR GAR.-FIRE ALARM REPLACEMENT	120,000	101,000	-	-	-	-	-	221,000
67018	ANCHOR GARAGE-STAIRWELL DOORS	27,000	-	-	-	-	-	-	27,000
67118	ANCHOR - INTERIOR FLOOR DRAINAGE	30,000	-	-	-	-	-	-	30,000
	Fund Total:	**11,913,195**	**1,301,560**	**297,200**	**75,000**	**650,000**	**-**	**-**	**14,236,955**
465 RDA-ANCHOR SHOPS FUND									
20200	TRANSPORTATION CAPITAL INITIATIVE	6,000,000	-	-	-	-	-	-	6,000,000
	Fund Total:	**6,000,000**	**-**	**-**	**-**	**-**	**-**	**-**	**6,000,000**
467 PENN GARAGE FUND									
20025	PENN GARAGE-ELEVATOR RENEWAL	-	-	218,000	-	-	500,000	-	718,000
26100	GARAGE SECURITY CAMERA SYSTEM	20,000	-	-	-	-	-	-	20,000
60025	PENN GARAGE-ROOFTOP-STAIRS ELEVATOR	-	-	-	-	-	40,000	-	40,000
60424	PENN GARAGE-GENERATOR RENEWAL	-	-	-	-	200,000	-	-	200,000
60524	PENN GARAGE-DOMESTIC WATER DISTRICT	-	-	-	-	75,000	-	-	75,000
60823	PENN GARAGE-FIRE SPRINKLER RENEWAL	-	-	-	300,000	-	-	-	300,000
60923	PENN GARAGE-FIRE PUMP REPLACEMENT	-	-	-	100,000	-	-	-	100,000
61023	PENN GARAGE-FIRE ALARM SYSTEM	-	-	-	35,000	-	-	-	35,000
63021	PENN GARAGE-HVAC RENEWAL	-	-	85,000	-	-	35,000	-	120,000
63121	PENN GARAGE-TRAFFIC COATING-RETAIL	-	-	99,990	-	-	-	-	99,990
64319	PENN GARAGE - NEW LIGHTING DISPLAY	135,000	-	-	-	-	-	-	135,000
67218	PENN GRGE-SEALING OF SUPERSTRUCTURE	25,000	-	-	-	-	-	-	25,000
67318	PENN GARAGE-INT.SURFACE RESTORATION	95,000	-	-	-	-	-	-	95,000
	Fund Total:	**275,000**	**-**	**402,990**	**435,000**	**275,000**	**575,000**	**-**	**1,962,990**
480 PARKING OPERATIONS FUND									
25650	CITYWIDE CURB RAMP INSTALLATION	20,000	-	-	-	-	-	-	20,000
26100	GARAGE SECURITY CAMERA SYSTEM	250,000	-	-	-	-	-	-	250,000
26290	17TH ST. PARKING GARAGE MAINTENANCE	100,000	-	-	-	-	-	-	100,000
26340	PENRODS AT 1 OCEAN DR. PARKING LOT	52,137	-	-	-	-	-	-	52,137
27480	SURFACE LOT P48 BASS MUSEUM LOT	220,000	-	-	-	-	-	-	220,000
27830	PARKING GARAGE AT 1262 COLLINS AVE	30,000	-	-	-	-	-	-	30,000
28080	INTELLIGENT TRANSPORT SYSTEM	2,500,000	-	-	-	-	-	-	2,500,000
28710	P14 6TH ST & COLLINS PARKING LOT	38,000	-	-	-	-	-	-	38,000
60130	13TH ST GARAGE FIRE ALARM	46,580	-	-	-	-	-	-	46,580
61660	13TH STREET PARKING GARAGE ELEVATOR	325,300	-	-	-	-	-	-	325,300
61930	17TH STREET PARKING GARAGE ELEVATOR	876,000	-	-	-	-	-	-	876,000

MIAMIBEACH

FY 2021 - 2025 CAPITAL IMPROVEMENT PLAN BY FUNDING SUMMARY
CITY OF MIAMI BEACH

PROJECT	PROJECT NAME	Previous Years	FY 2021	FY 2022	FY 2023	FY 2024	FY 2025	Future	Total
62100	42ND ST. PARKING GARAGE MAINTENANCE	240,000	-	-	-	-	-	-	240,000
62940	CITYWIDE PARKING LOT LIGHTING	200,000	-	-	-	-	-	-	200,000
69370	42ND ST. GARAGE FIRE ALARM SYSTEM	51,087	-	-	-	-	-	-	51,087
69380	42ND ST GARAGE ELEVATOR REPLACEMENT	565,145	-	-	-	-	-	-	565,145
	Fund Total:	**5,514,249**	-	-	-	-	-	-	**5,514,249**
486 2010 PARKING BONDS 2010-27491									
20125	1755 MERIDIAN GARAGE ELEVATOR	-	-	-	-	-	-	500,000	500,000
22020	GARAGE-LICENSE PLATE RECOGNITION	463,205	-	-	-	-	-	-	463,205
26100	GARAGE SECURITY CAMERA SYSTEM	1,000,000	-	-	-	-	-	-	1,000,000
26290	17TH ST. PARKING GARAGE MAINTENANCE	135,000	-	-	-	-	-	-	135,000
28710	P14 6TH ST & COLLINS PARKING LOT	-	303,000	-	-	-	-	-	303,000
29580	LOT 9D P86-6976 INDIAN CREEK DRIVE	659,000	(191,000)	-	-	-	-	-	468,000
60119	17TH STREET PARKING GARAGE COATING	1,400,000	-	-	-	-	-	-	1,400,000
60120	13TH STREET PARKING GARAGE COATING	800,000	-	-	-	-	-	-	800,000
61217	13TH ST. GARAGE-WINDOW/GLASS BLOCK	-	35,350	-	-	-	-	-	35,350
61623	SUNSET HARBOUR GARAGE-FIRE ALARM	-	35,000	-	-	-	-	-	35,000
61717	42ND ST. GARAGE-50YR CERTIFICATION	-	312,090	-	-	-	-	-	312,090
62418	12TH STREET GARAGE ROOF AND DECK	299,000	806	-	-	-	-	-	299,806
62518	1755 MERIDIAN GARAGE ROOF AND DECK	1,400,000	(900,000)	-	-	-	-	-	500,000
62522	13TH STREET GARAGE NEON RENEWAL	-	-	66,200	-	-	-	-	66,200
63321	13TH STREET GARAGE-40YR CERTIFICATION	-	300,000	-	-	-	-	-	300,000
64018	17TH ST GARAGE 40YR RECERTIFICATION	484,833	-	-	-	-	-	-	484,833
65621	42ND STREET GARAGE FALL PROTECTION	-	151,500	-	-	-	-	-	151,500
	Fund Total:	**6,641,038**	**46,746**	**66,200**	-	-	-	**500,000**	**7,253,984**
488 PARKING REV BONDS SERIES 2015									
21618	CONVENTION CENTER GARAGE EQUIPMENT	185,260	-	-	-	-	-	-	185,260
28160	CONVENTION CENTER RENOVATION	64,811,756	-	-	-	-	-	-	64,811,756
	Fund Total:	**64,997,016**	-	-	-	-	-	-	**64,997,016**
490 PARKING CAPITAL NOT BONDS									
20225	SUNSET HARBOUR GARAGE ELEVATOR	-	-	-	-	-	500,000	-	500,000
20325	SUNSET HARBOUR GARAGE-ROOFTOP	-	-	-	-	-	300,000	-	300,000
20823	1755 MERIDIAN GRGE FIRE SPRINKLER	-	-	-	300,000	-	-	-	300,000
20923	SUNSET HARBOUR GRGE SPRINKLER	-	-	-	300,000	-	-	-	300,000
21224	1755 GARAGE GENERATOR	-	-	-	-	200,000	-	-	200,000
21324	SUNSET HAARBOUR GARAGE GENERATOR	-	-	-	-	200,000	-	-	200,000
21618	CONVENTION CENTER GARAGE EQUIPMENT	464,740	-	-	-	-	-	-	464,740
21718	BISCAYNE BEACH ADDITIONAL PARKING	250,000	-	-	-	-	-	-	250,000

ATTACHMENT A

MIAMIBEACH

FY 2021 - 2025 CAPITAL IMPROVEMENT PLAN BY FUNDING SUMMARY
CITY OF MIAMI BEACH

PROJECT	PROJECT NAME	Previous Years	FY 2021	FY 2022	FY 2023	FY 2024	FY 2025	Future	Total
22020	GARAGE-LICENSE PLATE RECOGNITION	391,795	-	-	-	-	-	-	391,795
22120	12TH ST GRGE-ELEVATOR REPLACEMENT	250,000	-	-	-	-	-	-	250,000
22122	SUNSET HARBOUR GARAGE SCREENING	-	-	200,000	-	-	-	-	200,000
22150	72 ST. COMMUNITY COMPLEX	10,471,704	-	-	-	-	-	-	10,471,704
22220	17TH ST.GARAGE-ELECTRICAL FEEDER	-	-	225,000	-	-	-	-	225,000
26100	GARAGE SECURITY CAMERA SYSTEM	89,472	-	-	-	-	-	-	89,472
26340	PENRODS AT 1 OCEAN DR. PARKING LOT	103,666	-	-	-	-	-	-	103,666
60125	1755 MERIDIAN GARAGE OFFICE ROOF	-	-	-	-	-	300,000	-	300,000
60225	SUNSET HARBOUR GARAGE INT. FLOOR	-	-	-	-	-	34,000	-	34,000
60317	CITYWIDE PARKING LOTS IMPROVEMENTS	-	-	150,000	150,000	150,000	150,000	-	600,000
60522	12TH ST GARAGE- INT. FLOOR DRAINAGE	-	-	25,000	-	-	-	-	25,000
60622	13TH ST. GARA -PARKING SIGN RENEWAL	-	-	30,000	-	-	-	-	30,000
60624	17TH STREET GARAGE-EXTERIOR COATING	-	-	-	-	300,000	-	-	300,000
60722	42 ST GRGE-STAIRWELL WATERPROOFING	-	-	50,000	-	-	-	-	50,000
60724	42ND STREET GARAGE-FIRE SPRINKLER	-	-	-	-	40,000	-	-	40,000
60822	1755 MERIDIAN GARAGE LED LIGHTING	-	-	150,000	-	-	-	-	150,000
60922	SUNSET HARBOUR GARAGE SEALING	-	-	75,000	-	-	-	-	75,000
61022	SUNSET HARBOUR GRGE-TRAFFIC COATING	-	-	-	303,000	-	-	-	303,000
61123	12TH ST GARAGE-STAIRWELL DOOR	-	-	-	32,000	-	-	-	32,000
61223	12TH ST. GARAGE-STAIRWELL RAILING	-	-	-	25,000	-	-	-	25,000
61317	13TH ST. GARAGE-STAIRWELL RAILING	-	-	50,000	-	-	-	-	50,000
61323	42ND ST GARAGE- WATER DISTRIBUTION	-	-	-	75,000	-	-	-	75,000
61417	17TH ST GRGE INT. FLOOR DRAINAGE	-	-	30,000	-	-	-	-	30,000
61423	1755 GARAGE FIRE PUMP REPLACEMENT	-	-	-	100,000	-	-	-	100,000
61517	17 ST GRGE-STORAGE SPACE RENOVATION	-	-	100,000	-	-	-	-	100,000
61523	SUNSET HARBOUR GARAGE FIRE PUMP	-	-	-	100,000	-	-	-	100,000
61617	17TH ST GARAGE WATER DISTRIBUTION	-	-	-	75,000	-	-	-	75,000
61817	42ND ST. GARAGE-STAIRWELL RAILING	-	-	25,000	-	-	-	-	25,000
61917	1755 MERIDIAN GARAGE FLOOR DRAINAGE	-	-	200,000	-	-	-	-	200,000
62017	SUNSET HARBOUR GARAGE LED LIGHTING	-	-	300,000	-	-	-	-	300,000
62100	42ND ST. PARKING GARAGE MAINTENANCE	160,000	-	-	-	-	-	-	160,000
62118	12TH STREET PARKING LIGHTING (LED)	64,000	-	-	-	-	-	-	64,000
62218	13TH STREET GARAGE LIGHTING (LED)	86,000	-	-	-	-	-	-	86,000
62223	12TH STREET OVERHEAD GATE RENEWAL	-	-	-	61,100	-	-	-	61,100
62418	12TH STREET GARAGE ROOF AND DECK	299,806	(299,806)	-	-	-	-	-	-
62518	1755 MERIDIAN GARAGE ROOF AND DECK	500,000	(500,000)	-	-	-	-	-	-
62940	CITYWIDE PARKING LOT LIGHTING	250,000	-	-	-	-	-	-	250,000

MIAMIBEACH

FY 2021 - 2025 CAPITAL IMPROVEMENT PLAN BY FUNDING SUMMARY
CITY OF MIAMI BEACH

PROJECT	PROJECT NAME	Previous Years	FY 2021	FY 2022	FY 2023	FY 2024	FY 2025	Future	Total
63221	12TH STREET GARAGE-DOMESTIC WATER	-	-	78,300	-	-	-	-	78,300
64018	17TH ST GARAGE 40YR RECERTIFICATION	270,594	-	-	-	-	-	-	270,594
64419	13TH STREET GARAGE - WATER SYSTEM	33,000	-	-	-	-	-	-	33,000
64519	17TH STREET GARAGE - 1ST FL OFFICE	45,000	-	-	-	-	-	-	45,000
64619	SURFACE LOTS CITYWIDE LANDSCAPING	100,000	-	-	-	-	-	-	100,000
67418	42ND STREET GARAGE-DISPATCH AREA	100,000	-	-	-	-	-	-	100,000
67518	1755 MERIDIAN AVE OFFICE SECURITY	35,000	-	-	-	-	-	-	35,000
67618	12TH STREET GARAGE-ROOF RENEWAL	64,000	-	-	-	-	-	-	64,000
67718	17TH STREET GARAGE-ROOFING REPAIRS	30,000	-	-	-	-	-	-	30,000
67818	17 ST GARAGE-GENERATOR REPLACEMENT	120,000	-	-	-	-	-	-	120,000
68018	42ND STREET GARAGE-GENERATOR	71,000	-	-	-	-	-	-	71,000
68118	42ND ST GARAGE- INTERIOR DRAINAGE	34,000	-	-	-	-	-	-	34,000
	Fund Total:	**14,283,777**	**(799,806)**	**1,688,300**	**1,521,100**	**890,000**	**1,284,000**	**-**	**18,867,371**
510 FLEET MANAGEMENT FUND									
60058	FY18 VEHICLE/EQUIPMENT REPLACEMENT	2,507,000	-	-	-	-	-	-	2,507,000
60417	FY20 VEHICLE/EQUIPMENT REPLACEMENT	7,468,000	-	-	-	-	-	-	7,468,000
60425	FY25 VEHICLE/EQUIPMENT REPLACEMENT	-	-	-	-	-	3,622,000	-	3,622,000
61122	FY22 VEHICLE/EQUIPMENT REPLACEMENT	-	-	11,992,000	-	-	-	-	11,992,000
61424	FY24 VEHICLE/EQUIPMENT REPLACEMENT	-	-	-	-	5,334,000	-	-	5,334,000
61723	FY23 VEHICLE/EQUIPMENT REPLACEMENT	-	-	-	5,906,000	-	-	-	5,906,000
63421	FY21 VEHICLE/EQUIPMENT REPLACEMENT	-	9,968,000	-	-	-	-	-	9,968,000
65119	FY19 VEHICLE/EQUIPMENT REPLACEMENT	3,030,000	-	-	-	-	-	-	3,030,000
67150	FY16 VEHICLE EQUIPMENT REPLACEMENT	5,110,000	-	-	-	-	-	-	5,110,000
69470	FLEET/SANITATION FIRE ALARM SYSTEM	42,900	-	-	-	-	-	-	42,900
	Fund Total:	**18,157,900**	**9,968,000**	**11,992,000**	**5,906,000**	**5,334,000**	**3,622,000**	**-**	**54,979,900**
520 PROPERTY MANAGEMENT FUND									
21818	PROPERTY MGMT FACILITY GENERATOR	250,000	-	-	-	-	-	-	250,000
	Fund Total:	**250,000**	**-**	**-**	**-**	**-**	**-**	**-**	**250,000**
550 COMMUNICATIONS FUND									
22018	FIBER COMMUNICATIONS INSTALLATION	161,000	131,000	-	-	-	-	-	292,000
23119	GO#49: PUBLIC SAFETY RADIO SYSTEM	667,718	-	-	-	-	-	-	667,718
68450	BLDG DEV PROCESS ENT SYSTEM	1,600,000	-	-	-	-	-	-	1,600,000
	Fund Total:	**2,428,718**	**131,000**	**-**	**-**	**-**	**-**	**-**	**2,559,718**
552 INFO & COMMUNICATIONS TECH									
61770	UPDATED AUTOMATION OF CLEANLINESS	34,440	-	-	-	-	-	-	34,440
61790	MBPD OFF-DUTY EMPLOYMENT SOFTWARE	60,000	-	-	-	-	-	-	60,000
62680	ENT. SHAREPOINT IMPLEMENTATION	90,000	-	-	-	-	-	-	90,000

ATTACHMENT A

MIAMIBEACH

FY 2021 - 2025 CAPITAL IMPROVEMENT PLAN BY FUNDING SUMMARY
CITY OF MIAMI BEACH

PROJECT	PROJECT NAME	Previous Years	FY 2021	FY 2022	FY 2023	FY 2024	FY 2025	Future	Total
68450	BLDG DEV PROCESS ENT SYSTEM	58,468	-	-	-	-	-	-	58,468
	Fund Total:	**242,908**	-	-	-	-	-	-	**242,908**
FGO NEIGH FUTURE G.O. BONDS NEIGHBORHOOD									
24619	GO#37: SIDEWALK IMPROVEMENTS	-	-	3,000,000	-	-	3,500,000	3,000,000	9,500,000
27319	GO#31: OCEAN DRIVE CORRIDOR	-	-	4,000,000	-	-	8,000,000	8,000,000	20,000,000
27519	GO#34: ABOVE GROUND IMPROVEMENTS	-	-	5,000,000	-	-	15,000,000	23,000,000	43,000,000
27619	GO#35: FLAMINGO PARK NEIGHBORHOOD	-	-	-	-	-	8,000,000	12,000,000	20,000,000
27719	GO#36: WASHINGTON AVE. CORRIDOR	-	-	2,000,000	-	-	6,000,000	2,000,000	10,000,000
27819	GO#38: STREET PAVEMENT	-	-	7,500,000	-	-	7,500,000	7,500,000	22,500,000
27919	GO#39: SEAWALLS & SHORELINES	-	-	2,000,000	-	-	-	-	2,000,000
28019	GO#40: 41 ST. CORRIDOR	-	-	1,500,000	-	-	6,000,000	6,000,000	13,500,000
28119	GO#41: LA GORCE NEIGHBORHOOD	-	-	2,000,000	-	-	3,000,000	9,000,000	14,000,000
28219	GO#44: NORTH SHORE NEIGHBORHOOD	-	-	-	-	-	8,000,000	-	8,000,000
68219	GO#33: STREET TREE MASTER PLAN	-	-	2,500,000	-	-	-	-	2,500,000
68419	GO#42: TRAFFIC CALMING	-	-	500,000	-	-	-	-	500,000
68619	GO#43: BIKE LANES & SHARED USE PATH	-	-	1,200,000	-	-	1,300,000	-	2,500,000
	Fund Total:	-	-	**31,200,000**	-	-	**66,300,000**	**70,500,000**	**168,000,000**
FGO P.SAFE FUTURE GO BONDS PUBLIC SAFETY									
28319	GO#45: FIRE STATION #1	-	-	3,000,000	-	-	-	-	3,000,000
28419	GO#46: OCEAN RESCUE NOBE FACILITY	-	-	-	-	-	-	5,000,000	5,000,000
28619	GO#51: FIRE STATION #3	-	-	-	-	-	2,000,000	8,000,000	10,000,000
28719	GO#53: SECURITY FOR PUBLIC SPACES	-	-	2,350,000	-	-	-	-	2,350,000
68519	GO#48: POLICE HQ FACILITY	-	-	-	-	-	6,000,000	-	6,000,000
68919	GO#52: LED LIGHTING IN PARKS	-	-	3,459,000	-	-	-	-	3,459,000
69019	GO#55: STREET LIGHTING IMPROVEMENTS	-	-	5,000,000	-	-	-	-	5,000,000
	Fund Total:	-	-	**13,809,000**	-	-	**8,000,000**	**13,000,000**	**34,809,000**
FGO PKS FUTURE G.O. BONDS PARKS									
25019	GO#1: 72 ST. COMMUNITY COMPLEX	-	-	43,000,000	-	-	-	-	43,000,000
25419	GO#5: FLAMINGO PARK & YOUTH CENTER	-	-	-	-	-	15,150,000	-	15,150,000
25519	GO#6: FISHER PARK	-	-	-	-	-	-	105,000	105,000
25619	GO#7: LA GORCE PARK	-	-	-	-	-	150,000	-	150,000
26019	GO#11: MUSS PARK	-	-	-	-	-	250,000	-	250,000
26219	GO#13: N.SHORE PARK & YOUTH CENTER	-	-	795,000	-	-	-	-	795,000
26519	GO#18: SCOTT RAKOW YOUTH CENTER	-	-	640,000	-	-	-	-	640,000
26719	GO#23: BAYWLK PEDESTRIAN BRIDGE	-	-	5,000,000	-	-	-	-	5,000,000
26919	GO#27: LOG CABIN	-	-	1,076,000	-	-	-	-	1,076,000
27019	GO#28: ART DECO MUSEUM	-	-	2,000,000	-	-	-	-	2,000,000

MIAMIBEACH

FY 2021 - 2025 CAPITAL IMPROVEMENT PLAN BY FUNDING SUMMARY
CITY OF MIAMI BEACH

PROJECT	PROJECT NAME	Previous Years	FY 2021	FY 2022	FY 2023	FY 2024	FY 2025	Future	Total
27119	GO#29: WEST LOTS	-	-	2,000,000	-	-	2,000,000	-	4,000,000
27219	GO#30: SKATE PARK	-	-	-	-	-	750,000	-	750,000
67519	GO#14: PALM ISLAND PARK	-	-	231,000	-	-	-	-	231,000
67619	GO#16: PINETREE PARK	-	-	700,000	-	-	-	-	700,000
67719	GO#20: SOUTH POINTE PARK	-	-	-	-	-	480,000	-	480,000
67919	GO#22: TATUM PARK	-	-	-	-	-	-	840,000	840,000
68019	GO#25: WATERWAY RESTORATION	-	-	1,500,000	-	-	4,500,000	-	6,000,000
	Fund Total:	**-**	**-**	**56,942,000**	**-**	**-**	**23,280,000**	**945,000**	**81,167,000**
FSW FUTURE STORMWATER									
20124	ALLISON ISLAND NORTH	-	-	-	-	6,154,321	-	-	6,154,321
20224	NORMANDY SHORES	-	-	-	-	29,147,027	-	-	29,147,027
20323	LA GORCE ISLAND	-	-	-	-	9,104,921	-	-	9,104,921
20324	BELLE ISLE	-	-	-	-	4,550,621	-	-	4,550,621
20422	FLAMINGO NEIGHBORHOOD	-	-	55,854,121	55,854,121	-	-	-	111,708,242
20424	BISCAYNE BEACH	-	-	-	-	20,445,421	-	-	20,445,421
20522	NAUTILUS NEIGHBORHOOD	-	-	250,000	29,236,421	-	-	-	29,486,421
20524	BISCAYNE POINT	-	-	-	-	13,266,321	-	-	13,266,321
20527	FDOT UTILITES RELOCATION	-	-	50,000	50,000	16,000,000	-	-	16,100,000
20624	CENTRAL BAYSHORE	-	-	-	-	7,963,400	-	-	7,963,400
20724	INDIAN CREEK PARKWAY	-	-	-	-	9,217,121	-	-	9,217,121
20824	PARK VIEW ISLAND	-	-	-	-	4,759,121	-	-	4,759,121
20922	NORMANDY ISLES DRAINAGE IMPROVEMENT	-	-	21,004,861	21,004,861	-	-	-	42,009,722
20924	STAR ISLAND	-	-	-	-	6,032,621	-	-	6,032,621
21122	SUNSET ISLAND 1	-	-	-	5,319,421	-	-	-	5,319,421
21222	SUNSET ISLAND 2	-	-	-	7,446,121	-	-	-	7,446,121
22320	LAKEVIEW NEIGHBORHOOD IMPROVEMENTS	-	-	25,600,000	-	-	-	-	25,600,000
22418	MT. SINAI STORMWATER PUMP STATION	-	-	13,227,421	-	-	-	-	13,227,421
22720	PUBLIC WORKS FACILITY-PUMP STATION	-	-	2,300,000	-	-	-	-	2,300,000
23220	NORTH SHORE NEIGHBORHOOD IMPROVEMENTS	-	-	40,627,421	-	-	-	-	40,627,421
23240	LA GORCE NEIGHBORHOOD IMPROVEMENTS	-	-	40,000,000	-	-	-	-	40,000,000
23270	CITY CENTER COMMERCIAL DISTRICT BPB	-	-	40,227,421	-	-	-	-	40,227,421
24020	ORCHARD PARK	-	-	5,000,000	-	8,688,421	-	-	13,688,421
24120	TOWN CENTER	-	-	32,000,000	-	-	-	-	32,000,000
	Fund Total:	**-**	**-**	**276,141,245**	**118,910,945**	**135,329,316**	**-**	**-**	**530,381,506**
FWS FUTURE WATER & SEWER									
20422	FLAMINGO NEIGHBORHOOD	-	-	300,000	26,000,000	-	-	-	26,300,000
20619	WASTE WATER STATIONS REHABILITATION	-	-	5,209,019	-	-	-	-	5,209,019

ATTACHMENT A

MIAMIBEACH

FY 2021 - 2025 CAPITAL IMPROVEMENT PLAN BY FUNDING SUMMARY
CITY OF MIAMI BEACH

PROJECT	PROJECT NAME	Previous Years	FY 2021	FY 2022	FY 2023	FY 2024	FY 2025	Future	Total
22320	LAKEVIEW NEIGHBORHOOD IMPROVEMENTS	-	-	15,400,000	-	-	-	-	15,400,000
22418	MT. SINAI STORMWATER PUMP STATION	-	-	6,500,000	-	-	-	-	6,500,000
22720	PUBLIC WORKS FACILITY-PUMP STATION	-	-	2,990,000	-	-	-	-	2,990,000
23220	NORTH SHORE NEIGHBORHOOD IMPROVEMENTS	-	-	19,500,000	-	-	-	-	19,500,000
23240	LA GORCE NEIGHBORHOOD IMPROVEMENTS	-	-	40,000,000	-	-	-	-	40,000,000
23270	CITY CENTER COMMERCIAL DISTRICT BPB	-	-	7,280,000	7,280,000	-	-	-	14,560,000
24120	TOWN CENTER	-	-	20,000,000	-	-	-	-	20,000,000
28120	WATER PUMP STATIONS IMPROVEMENTS	-	-	4,710,396	-	-	-	-	4,710,396
28220	WASTEWATER MANHOLE REHABILITATION	-	-	-	1,639,091	1,688,263	-	-	3,327,354
28520	WATER & WASTEWATER MAINS AND REHAB	-	-	-	14,214,469	15,441,872	15,268,653	-	44,924,994
	Fund Total:	-	-	121,889,415	49,133,560	17,130,135	15,268,653	-	203,421,763
	Grand Total:	1,650,058,301	60,181,145	577,247,480	201,493,972	186,949,621	139,763,753	107,554,000	2,923,248,272

ATTACHMENT B

MIAMIBEACH

FY 2021 - 2025 CAPITAL IMPROVEMENT PLAN BY PROGRAM
CITY OF MIAMI BEACH

PROJECT	PROGRAM	Previous Years	FY 2021	FY 2022	FY 2023	FY 2024	FY 2025	Future	Total
ART IN PUBLIC PLACES									
TOURISM & CULTURAL DEPARTMENT									
20377	AIPP MB CONVENTION	7,530,797	-	-	-	-	-	-	7,530,797
22618	AIPP FIRE STATION 2	95,334	-	-	-	-	-	-	95,334
22718	AIPP FLAMINGO PARK PROJECT	194,000	-	-	-	-	-	-	194,000
22918	AIPP LUMMUS PARK PROJECT	116,000	-	-	-	-	-	-	116,000
		7,936,131	-	-	-	-	-	-	**7,936,131**
	TOTAL:	7,936,131	-	-	-	-	-	-	7,936,131
BRIDGES									
PROPERTY MANAGEMENT									
61719	41ST STREET BRIDGES REPAIR	480,000	-	-	-	-	-	-	480,000
64620	ALLISON BRIDGE RAILING PROJECT	-	-	60,000	-	-	-	-	60,000
		480,000	-	**60,000**	-	-	-	-	**540,000**
PW ADMINISTRATION									
65519	BRIDGE REPAIRS FY19	280,000	(219,125)	-	-	-	-	-	60,875
PW ENGINEERING									
20021	INDIAN CREEK PEDESTRIAN BRIDGE	-	-	600,000	-	-	-	-	600,000
22920	CITYWIDE BRIDGES	706,077	219,125	2,293,923	-	-	-	-	3,219,125
25750	WEST AVE BDG OVER COLLINS CANAL	7,145,127	-	-	-	-	-	-	7,145,127
		7,851,204	**219,125**	**2,893,923**	-	-	-	-	**10,964,252**
TOURISM & CULTURAL DEPARTMENT									
64160	PAINTING & LIGHTING OF BRIDGES	1,585,000	-	910,000	-	-	-	-	2,495,000
67140	81ST ST PEDESTRIAN BRIDG	180,000	-	-	-	-	-	-	180,000
		1,765,000	-	**910,000**	-	-	-	-	**2,675,000**
	TOTAL:	10,376,204	-	3,863,923	-	-	-	-	14,240,127
CONVENTION CENTER									
CAPITAL IMPROVEMENT PROGRAM									
28170	CONVENTION CENTER PARK	9,462,000	-	-	-	-	-	-	9,462,000
28180	CONVENTION CENTER - CARL FISHER	3,912,900	-	-	-	-	-	-	3,912,900
		13,374,900	-	-	-	-	-	-	**13,374,900**
CMO CONVENTION CENTER DISTRICT									
28160	CONVENTION CENTER RENOVATION	615,421,648	-	-	-	-	-	-	615,421,648
PARKING ADMINISTRATION									
21618	CONVENTION CENTER GARAGE EQUIPMENT	771,000	-	-	-	-	-	-	771,000
	TOTAL:	629,567,548	-	-	-	-	-	-	629,567,548
ENVIRONMENTAL									
CAPITAL IMPROVEMENT PROGRAM									
21018	BAYWALK PHASE 2	386,000	-	-	-	-	-	-	386,000
21119	BAYWALK 10TH TO 12TH STREET	310,000	-	-	-	-	-	-	310,000
28070	MIDDLE BEACH REC. CORRIDOR PH III	2,675,000	-	-	-	-	-	-	2,675,000

MIAMIBEACH

ATTACHMENT B

FY 2021 - 2025 CAPITAL IMPROVEMENT PLAN BY PROGRAM
CITY OF MIAMI BEACH

PROJECT	PROGRAM	Previous Years	FY 2021	FY 2022	FY 2023	FY 2024	FY 2025	Future	Total
61920	MAURICE GIBB SOIL REMEDIATION	1,092,000	-	-	-	-	-	-	1,092,000
		4,463,000	**-**	**-**	**-**	**-**	**-**	**-**	**4,463,000**
ENVIRONMENT SUSTAINABILITY									
62719	FLEET MGMT FACILITY REMEDIATION	111,000	-	-	-	-	-	-	111,000
62819	LAKE PANCOAST MANGROVE PLANTER	30,000	-	1,450,000	-	-	-	-	1,480,000
68019	GO#25: WATERWAY RESTORATION	-	-	1,500,000	-	-	4,500,000	-	6,000,000
69520	WATERWAY RESTORATION	250,000	-	-	-	-	-	-	250,000
		391,000	**-**	**2,950,000**	**-**	**-**	**4,500,000**	**-**	**7,841,000**
	TOTAL:	**4,854,000**	**-**	**2,950,000**	**-**	**-**	**4,500,000**	**-**	**12,304,000**
EQUIPMENT									
BUILDING									
68450	BLDG DEV PROCESS ENT SYSTEM	1,658,468	-	-	-	-	-	-	1,658,468
CAPITAL IMPROVEMENT PROGRAM									
20417	OCEAN RESCUE 79TH SUB HEADQUARTERS	168,000	-	-	-	-	-	-	168,000
FLEET MANAGEMENT									
60058	FY18 VEHICLE/EQUIPMENT REPLACEMENT	2,507,000	-	-	-	-	-	-	2,507,000
60417	FY20 VEHICLE/EQUIPMENT REPLACEMENT	7,468,000	-	-	-	-	-	-	7,468,000
60425	FY25 VEHICLE/EQUIPMENT REPLACEMENT	-	-	-	-	-	3,622,000	-	3,622,000
61122	FY22 VEHICLE/EQUIPMENT REPLACEMENT	-	-	11,992,000	-	-	-	-	11,992,000
61424	FY24 VEHICLE/EQUIPMENT REPLACEMENT	-	-	-	-	5,334,000	-	-	5,334,000
61723	FY23 VEHICLE/EQUIPMENT REPLACEMENT	-	-	-	5,906,000	-	-	-	5,906,000
63421	FY21 VEHICLE/EQUIPMENT REPLACEMENT	-	9,968,000	-	-	-	-	-	9,968,000
65119	FY19 VEHICLE/EQUIPMENT REPLACEMENT	3,030,000	-	-	-	-	-	-	3,030,000
67150	FY16 VEHICLE EQUIPMENT REPLACEMENT	5,110,000	-	-	-	-	-	-	5,110,000
		18,115,000	**9,968,000**	**11,992,000**	**5,906,000**	**5,334,000**	**3,622,000**	**-**	**54,937,000**
IT SUPPORT									
62680	ENT. SHAREPOINT IMPLEMENTATION	90,000	-	-	-	-	-	-	90,000
64718	MUNIS / ENERGOV/ ERP PR	28,377	-	-	-	-	-	-	28,377
		118,377	**-**	**-**	**-**	**-**	**-**	**-**	**118,377**
ORGANIZATIONAL DEVELOPMENT									
61770	UPDATED AUTOMATION OF CLEANLINESS	34,440	-	-	-	-	-	-	34,440
POLICE CHIEF OFFICE									
20297	EXPANSION OF CITY WIDE SURVEILLANCE	180,000	-	-	-	-	-	-	180,000
20307	MBPD CAMERA SYSTEM UPGRADES	64,000	-	-	-	-	-	-	64,000
21620	SECURITY CAMERAS ON BEACHWALK 23-46	903,000	-	-	-	-	-	-	903,000
22118	ENTERTAINMENT DISTRICT CAMERAS	170,000	-	-	-	-	-	-	170,000
22819	GO#57: CAMERAS- ENTERTAINMENT DISTRICT	1,490,000	-	-	-	-	-	-	1,490,000
28519	GO#47: LICENSE PLATE READERS	1,950,000	-	-	-	-	-	-	1,950,000
61790	MBPD OFF-DUTY EMPLOYMENT SOFTWARE	60,000	-	-	-	-	-	-	60,000

MIAMIBEACH

FY 2021 - 2025 CAPITAL IMPROVEMENT PLAN BY PROGRAM
CITY OF MIAMI BEACH

PROJECT	PROGRAM	Previous Years	FY 2021	FY 2022	FY 2023	FY 2024	FY 2025	Future	Total
68819	GO#50: CAMERAS- BUSINESS DISTRICT	825,000	-	-	-	-	-	-	825,000
69119	GO#56: CAMERAS- BEACHWALK	700,000	-	-	-	-	-	-	700,000
		6,342,000	**-**	**-**	**-**	**-**	**-**	**-**	**6,342,000**
PROPERTY MANAGEMENT									
21818	PROPERTY MGMT FACILITY GENERATOR	345,000	-	-	-	-	-	-	345,000
23118	FIRE STATION 4 SECURITY ENHANCEMENT	50,683	-	-	-	-	-	-	50,683
60007	POLICE STATION NEW GENERATOR	555,000	-	-	-	-	-	-	555,000
60020	FLEET MGMT-GENERATOR TRANSFER SWITCH	-	100,000	-	-	-	-	-	100,000
60057	FIRE STATION 3 EMERGENCY GENERATOR	125,200	-	-	-	-	-	-	125,200
66720	COLONY THEATER-SOUND AND VIDEO	-	-	100,000	-	-	-	-	100,000
67920	SMART BUILDING AUTOMATION SYSTEM	100,000	(100,000)	100,000	-	-	-	-	100,000
		1,175,883	**-**	**200,000**	**-**	**-**	**-**	**-**	**1,375,883**
PUBLIC SAFETY COMMUNICATIONS									
23119	GO#49: PUBLIC SAFETY RADIO SYSTEM	10,367,718	-	-	-	-	-	-	10,367,718
TOURISM & CULTURAL DEPARTMENT									
65018	CONVENTION CENTER FOOD & BEVERAGE FF&E	2,803,000	-	-	-	-	-	-	2,803,000
	TOTAL:	**40,782,886**	**9,968,000**	**12,192,000**	**5,906,000**	**5,334,000**	**3,622,000**	**-**	**77,804,886**
GENERAL PUBLIC BUILDINGS									
BUILDING									
26990	SECOND FL. RENOVATION-BUILDING DEPT	1,869,898	-	-	-	-	-	-	1,869,898
CAPITAL IMPROVEMENT PROGRAM									
20627	NORTH SHORE BANDSHELL CANOPY	668,000	-	-	-	-	-	-	668,000
22218	NORTH BEACH YARD	553,467	(494,204)	-	-	-	-	-	59,263
24530	SUNSET ISLANDS 1&2 GUARDHOUSE	668,225	-	-	-	-	-	-	668,225
28319	GO#45: FIRE STATION #1	7,000,000	-	3,000,000	-	-	-	-	10,000,000
28600	NSPYC EXTERIOR CAFE AND RESTROOMS	1,001,000	-	1,005,170	-	-	-	-	2,006,170
		9,890,692	**(494,204)**	**4,005,170**	**-**	**-**	**-**	**-**	**13,401,658**
ENVIRONMENT SUSTAINABILITY									
64318	BAYSHORE GREEN WASTE FACILITY	1,326,761	(576,761)	-	-	-	-	-	750,000
FIRE PREVENTION									
28619	GO#51: FIRE STATION #3	-	-	-	-	-	2,000,000	8,000,000	10,000,000
FIRE RESCUE									
28419	GO#46: OCEAN RESCUE NOBE FACILITY	-	-	-	-	-	-	5,000,000	5,000,000
62919	OUTDOOR TRAINING FACILITY (FIRE)	100,000	(100,000)	-	-	-	200,000	-	200,000
		100,000	**(100,000)**	**-**	**-**	**-**	**200,000**	**5,000,000**	**5,200,000**
PARKS AND RECREATION									
20920	NORTH SHORE BANDSHELL REAR SEATING	188,000	-	-	-	-	-	-	188,000
POLICE CHIEF OFFICE									
28819	GO#54: MARINE PATROL FACILITY	2,700,000	-	-	-	-	-	-	2,700,000

MIAMIBEACH

ATTACHMENT B

FY 2021 - 2025 CAPITAL IMPROVEMENT PLAN BY PROGRAM
CITY OF MIAMI BEACH

PROJECT	PROGRAM	Previous Years	FY 2021	FY 2022	FY 2023	FY 2024	FY 2025	Future	Total
PROPERTY MANAGEMENT									
20721	GREENSPACE FACILITY RENOVATION	-	-	1,000,000	-	-	-	-	1,000,000
22720	PUBLIC WORKS FACILITY-PUMP STATION	-	-	5,290,000	-	-	-	-	5,290,000
27019	GO#28: ART DECO MUSEUM	-	-	2,000,000	-	-	-	-	2,000,000
		-	-	8,290,000	-	-	-	-	8,290,000
TOURISM & CULTURAL DEPARTMENT									
20421	NORTH SHORE BANDSHELL REAR CANOPY	-	-	310,000	-	-	-	-	310,000
20497	BASS MUSEUM PARK CAFÉ FURNITURE	100,000	(100,000)	100,000	-	-	-	-	100,000
24550	BASS MUSEUM SPACE EXPANSION	7,500,000	-	-	-	-	-	-	7,500,000
		7,600,000	(100,000)	410,000	-	-	-	-	7,910,000
	TOTAL:	23,675,351	(1,270,965)	12,705,170	-	-	2,200,000	13,000,000	50,309,556
GOLF COURSES									
CAPITAL IMPROVEMENT PROGRAM									
26270	COMMUNITY PARK (PAR 3) RENOVATIONS	5,460,190	-	-	-	-	-	-	5,460,190
PARKS AND RECREATION									
20108	MB GOLF COURSE PRACTICE TEE RENOVATION	124,000	-	-	-	-	-	-	124,000
20623	MIAMI BEACH GOLF COURSE RENOVATION	-	-	6,000,000	-	-	-	-	6,000,000
21420	MB GOLF COURSE IRRIGATION PUMP	100,000	-	-	-	-	-	-	100,000
61822	MB GOLF CLUB DRIVING RANGE NETTING	-	-	113,000	-	-	-	-	113,000
61922	MB GOLF CLUB HOUSE PAINTING	-	-	70,000	-	-	-	-	70,000
63622	MB GOLF CLUB REEL GRINDERS REPLACEMENT	-	-	71,000	-	-	-	-	71,000
66320	MB GOLF CLUB DRIVING RANGE LIGHTING	-	-	114,000	-	-	-	-	114,000
68120	NORMANDY SHORES GOLF CLUB PUMPS	-	-	-	196,000	-	-	-	196,000
		224,000	-	6,368,000	196,000	-	-	-	6,788,000
PARKS LANDSCAPE MANAGEMENT									
60325	NORMANDY SHORES GOLF CLUB TEE RENOVATION	-	-	-	-	-	125,000	-	125,000
60824	MB GOLF CLUB HOUSE CARPET REPLACEMENT	-	-	-	-	42,000	-	-	42,000
62023	MB GOLF CLUB KITCHEN FLOOR REPLACEMENT	-	-	-	38,000	-	-	-	38,000
62122	NORMANDY SHORES GOLF CLUB HOUSE CARPET	-	-	36,000	-	-	-	-	36,000
		-	-	36,000	38,000	42,000	125,000	-	241,000
PROPERTY MANAGEMENT									
20820	MB GOLF COURSE STORAGE TANK	188,000	-	-	-	-	-	-	188,000
21120	MIAMI BEACH GOLF CLUBHOUSE ROOF	257,000	-	-	-	-	-	-	257,000
60921	N. SHORES GOLF CLUB-CLUBHOUSE ROOF	-	-	200,000	-	-	-	-	200,000
		445,000	-	200,000	-	-	-	-	645,000
	TOTAL:	6,129,190	-	6,604,000	234,000	42,000	125,000	-	13,134,190
MONUMENTS									
PROPERTY MANAGEMENT									
20001	ALTON ROAD FOUNTAIN AT 20TH STREET	279,000	-	-	-	-	-	-	279,000

MIAMIBEACH

FY 2021 - 2025 CAPITAL IMPROVEMENT PLAN BY PROGRAM
CITY OF MIAMI BEACH

PROJECT	PROGRAM	Previous Years	FY 2021	FY 2022	FY 2023	FY 2024	FY 2025	Future	Total
24630	FLAGLER MONUMENT SOLAR ILLUMINATION	289,000	-	-	-	-	-	-	289,000
60031	WATER TOWER RESTORATION STAR ISLAND	-	-	350,000	-	-	-	-	350,000
64421	MBPD CUBAN MONUMENT RESTORATION	-	35,350	-	-	-	-	-	35,350
		568,000	**35,350**	**350,000**	**-**	**-**	**-**	**-**	**953,350**
TOURISM & CULTURAL DEPARTMENT									
20011	WORLD WAR MEMORIAL	-	62,000	-	-	-	-	-	62,000
	TOTAL:	**568,000**	**97,350**	**350,000**	**-**	**-**	**-**	**-**	**1,015,350**
PARKING									
CAPITAL IMPROVEMENT PROGRAM									
21718	BISCAYNE BEACH ADDITIONAL PARKING	250,000	-	-	-	-	-	-	250,000
	TOTAL:	**250,000**	**-**	**-**	**-**	**-**	**-**	**-**	**250,000**
PARKING GARAGES									
CAPITAL IMPROVEMENT PROGRAM									
22150	72 ST. COMMUNITY COMPLEX	11,346,000	-	-	-	-	-	-	11,346,000
27830	PARKING GARAGE AT 1262 COLLINS AVE	9,738,694	-	-	-	-	-	-	9,738,694
28010	COLLINS PARK PARKING GARAGE	27,590,271	-	-	-	-	-	-	27,590,271
60119	17TH STREET PARKING GARAGE COATING	1,400,000	-	-	-	-	-	-	1,400,000
		50,074,965	**-**	**-**	**-**	**-**	**-**	**-**	**50,074,965**
PARKING ADMINISTRATION									
22020	GARAGE-LICENSE PLATE RECOGNITION	855,000	-	-	-	-	-	-	855,000
26100	GARAGE SECURITY CAMERA SYSTEM	1,413,057	-	-	-	-	-	-	1,413,057
		2,268,057	**-**	**-**	**-**	**-**	**-**	**-**	**2,268,057**
PROPERTY MANAGEMENT									
20022	16TH ST.GARAGE-JOINT REPLACEMENT	-	-	200,000	-	-	-	-	200,000
20025	PENN GARAGE-ELEVATOR RENEWAL	-	-	218,000	-	-	500,000	-	718,000
20026	7TH STREET GARAGE-ELEVATOR	-	-	-	-	-	400,000	-	400,000
20125	1755 MERIDIAN GARAGE ELEVATOR	-	-	-	-	-	-	500,000	500,000
20225	SUNSET HARBOUR GARAGE ELEVATOR	-	-	-	-	-	500,000	-	500,000
20325	SUNSET HARBOUR GARAGE-ROOFTOP	-	-	-	-	-	300,000	-	300,000
20823	1755 MERIDIAN GRGE FIRE SPRINKLER	-	-	-	300,000	-	-	-	300,000
20923	SUNSET HARBOUR GRGE SPRINKLER	-	-	-	300,000	-	-	-	300,000
21121	7TH ST GRGE-ENTRANCE FLOOD CONTROL	-	-	277,750	-	-	-	-	277,750
21124	16TH ST GARAGE-EXTERIOR RENEWAL	-	-	-	-	400,000	-	-	400,000
21224	1755 GARAGE GENERATOR	-	-	-	-	200,000	-	-	200,000
21324	SUNSET HAARBOUR GARAGE GENERATOR	-	-	-	-	200,000	-	-	200,000
21920	RECONFIGURATION OF SANITATION AREA	200,000	-	-	-	-	-	-	200,000
22120	12TH ST GRGE-ELEVATOR REPLACEMENT	250,000	-	-	-	-	-	-	250,000
22122	SUNSET HARBOUR GARAGE SCREENING	-	-	200,000	-	-	-	-	200,000
22220	17TH ST.GARAGE-ELECTRICAL FEEDER	-	-	225,000	-	-	-	-	225,000

MIAMIBEACH

ATTACHMENT B

FY 2021 - 2025 CAPITAL IMPROVEMENT PLAN BY PROGRAM
CITY OF MIAMI BEACH

PROJECT	PROGRAM	Previous Years	FY 2021	FY 2022	FY 2023	FY 2024	FY 2025	Future	Total
26290	17TH ST. PARKING GARAGE MAINTENANCE	235,000	-	-	-	-	-	-	235,000
60023	16TH ST GARAGE-WATER DISTRIBUTION	-	-	-	75,000	-	-	-	75,000
60025	PENN GARAGE-ROOFTOP-STAIRS ELEVATOR	-	-	-	-	-	40,000	-	40,000
60120	13TH STREET PARKING GARAGE COATING	800,000	-	-	-	-	-	-	800,000
60124	7TH STREET GARAGE-LANDSCAPING	-	-	-	-	120,000	-	-	120,000
60125	1755 MERIDIAN GARAGE OFFICE ROOF	-	-	-	-	-	300,000	-	300,000
60130	13TH ST GARAGE FIRE ALARM	46,580	-	-	-	-	-	-	46,580
60190	ANCHOR GARAGE ELEVATOR REPLACEMENT	357,995	-	-	-	-	-	-	357,995
60224	7 ST GARAGE-SUPERSTRUCTURE RENEWAL	-	-	-	-	-	250,000	-	250,000
60324	16TH STREET GARAGE-GENERATOR	-	-	-	-	250,000	-	-	250,000
60422	7TH ST GARAGE-FIRE SPRINKLER & PUMP	-	-	300,000	-	-	-	-	300,000
60424	PENN GARAGE-GENERATOR RENEWAL	-	-	-	-	200,000	-	-	200,000
60522	12TH ST GARAGE- INT. FLOOR DRAINAGE	-	-	25,000	-	-	-	-	25,000
60524	PENN GARAGE-DOMESTIC WATER DISTRICT	-	-	-	-	75,000	-	-	75,000
60620	7TH STREET GARAGE-INTERIOR DRAINAGE	30,000	-	-	-	-	-	-	30,000
60622	13TH ST. GARA -PARKING SIGN RENEWAL	-	-	30,000	-	-	-	-	30,000
60623	7TH STREET GARAGE-STAIRWELL RAILING	-	-	-	25,000	-	-	-	25,000
60624	17TH STREET GARAGE-EXTERIOR COATING	-	-	-	-	300,000	-	-	300,000
60722	42 ST GRGE-STAIRWELL WATERPROOFING	-	-	50,000	-	-	-	-	50,000
60723	7TH ST GARAGE-TRAFFIC COATING	-	-	-	150,000	-	-	-	150,000
60724	42ND STREET GARAGE-FIRE SPRINKLER	-	-	-	-	40,000	-	-	40,000
60822	1755 MERIDIAN GARAGE LED LIGHTING	-	-	150,000	-	-	-	-	150,000
60823	PENN GARAGE-FIRE SPRINKLER RENEWAL	-	-	-	300,000	-	-	-	300,000
60922	SUNSET HARBOUR GARAGE SEALING	-	-	75,000	-	-	-	-	75,000
60923	PENN GARAGE-FIRE PUMP REPLACEMENT	-	-	-	100,000	-	-	-	100,000
61021	MB POLICE GARAGE CONCRETE SPALLING	-	-	800,000	-	-	-	-	800,000
61022	SUNSET HARBOUR GRGE-TRAFFIC COATING	-	-	-	303,000	-	-	-	303,000
61023	PENN GARAGE-FIRE ALARM SYSTEM	-	-	-	35,000	-	-	-	35,000
61118	7TH STREET GARAGE UPGRADE LIGHTING	200,000	-	-	-	-	-	-	200,000
61123	12TH ST GARAGE-STAIRWELL DOOR	-	-	-	32,000	-	-	-	32,000
61217	13TH ST. GARAGE-WINDOW/GLASS BLOCK	-	35,350	-	-	-	-	-	35,350
61218	7TH STREET PARKING GARAGE ROOF TOP	30,000	-	-	-	-	-	-	30,000
61223	12TH ST. GARAGE-STAIRWELL RAILING	-	-	-	25,000	-	-	-	25,000
61317	13TH ST. GARAGE-STAIRWELL RAILING	-	-	50,000	-	-	-	-	50,000
61323	42ND ST GARAGE- WATER DISTRIBUTION	-	-	-	75,000	-	-	-	75,000
61417	17TH ST GRGE INT. FLOOR DRAINAGE	-	-	30,000	-	-	-	-	30,000
61423	1755 GARAGE FIRE PUMP REPLACEMENT	-	-	-	100,000	-	-	-	100,000
61517	17 ST GRGE-STORAGE SPACE RENOVATION	-	-	100,000	-	-	-	-	100,000

MIAMIBEACH

FY 2021 - 2025 CAPITAL IMPROVEMENT PLAN BY PROGRAM
CITY OF MIAMI BEACH

PROJECT	PROGRAM	Previous Years	FY 2021	FY 2022	FY 2023	FY 2024	FY 2025	Future	Total
61617	17TH ST GARAGE WATER DISTRIBUTION	-	-	-	75,000	-	-	-	75,000
61623	SUNSET HARBOUR GARAGE-FIRE ALARM	-	35,000	-	-	-	-	-	35,000
61660	13TH STREET PARKING GARAGE ELEVATOR	325,300	-	-	-	-	-	-	325,300
61717	42ND ST. GARAGE-50YR CERTIFICATION	-	312,090	-	-	-	-	-	312,090
61718	16TH STREET GARAGE FIRE SPRINKLER	300,000	1,144,000	-	-	-	-	-	1,444,000
61817	42ND ST. GARAGE-STAIRWELL RAILING	-	-	25,000	-	-	-	-	25,000
61818	16TH STREET GARAGE STAIRWAYS	101,200	-	-	-	-	-	-	101,200
61917	1755 MERIDIAN GARAGE FLOOR DRAINAGE	-	-	200,000	-	-	-	-	200,000
61918	16TH STREET GARAGE ROOF AND DECK	1,808,000	-	-	-	-	-	-	1,808,000
61930	17TH STREET PARKING GARAGE ELEVATOR	876,000	-	-	-	-	-	-	876,000
62017	SUNSET HARBOUR GARAGE LED LIGHTING	-	-	300,000	-	-	-	-	300,000
62100	42ND ST. PARKING GARAGE MAINTENANCE	400,000	-	-	-	-	-	-	400,000
62218	13TH STREET GARAGE LIGHTING (LED)	86,000	-	-	-	-	-	-	86,000
62223	12TH STREET OVERHEAD GATE RENEWAL	-	-	-	61,100	-	-	-	61,100
62418	12TH STREET GARAGE ROOF AND DECK	598,806	(299,000)	-	-	-	-	-	299,806
62422	16TH STREET GARAGE HVAC RENEWAL	-	-	33,850	-	-	-	-	33,850
62518	1755 MERIDIAN GARAGE ROOF AND DECK	1,900,000	(1,400,000)	-	-	-	-	-	500,000
62522	13TH STREET GARAGE NEON RENEWAL	-	-	66,200	-	-	-	-	66,200
62621	7TH STREET GARAGE-OFFICE/RESTROOM	-	-	35,350	-	-	-	-	35,350
62721	16TH STREET GARAGE-OFFICE/RESTROOM	-	-	30,000	-	-	-	-	30,000
62821	16TH STREET GARAGE-ROOF TOP RENEWAL	-	-	33,350	-	-	-	-	33,350
63021	PENN GARAGE-HVAC RENEWAL	-	-	85,000	-	-	35,000	-	120,000
63121	PENN GARAGE-TRAFFIC COATING-RETAIL	-	-	99,990	-	-	-	-	99,990
63221	12TH STREET GARAGE-DOMESTIC WATER	-	-	78,300	-	-	-	-	78,300
63321	13TH STREET GARAGE-40YR CERTIFICATION	-	300,000	-	-	-	-	-	300,000
64018	17TH ST GARAGE 40YR RECERTIFICATION	755,427	-	-	-	-	-	-	755,427
64319	PENN GARAGE - NEW LIGHTING DISPLAY	135,000	-	-	-	-	-	-	135,000
64419	13TH STREET GARAGE - WATER SYSTEM	33,000	-	-	-	-	-	-	33,000
64519	17TH STREET GARAGE - 1ST FL OFFICE	45,000	-	-	-	-	-	-	45,000
64719	7TH STREET GARAGE-DOOR REPLACEMENT	50,000	-	-	-	-	-	-	50,000
65019	16TH STREET GARAGE (ANCHOR) - PAINT	100,000	-	-	-	-	-	-	100,000
65521	16TH STREET CANVAS AWNING RENEWAL	-	56,560	-	-	-	-	-	56,560
65621	42ND STREET GARAGE FALL PROTECTION	-	151,500	-	-	-	-	-	151,500
67118	ANCHOR - INTERIOR FLOOR DRAINAGE	30,000	-	-	-	-	-	-	30,000
67218	PENN GRGE-SEALING OF SUPERSTRUCTURE	25,000	-	-	-	-	-	-	25,000
67318	PENN GARAGE-INT.SURFACE RESTORATION	95,000	-	-	-	-	-	-	95,000
67418	42ND STREET GARAGE-DISPATCH AREA	100,000	-	-	-	-	-	-	100,000
67520	7TH STREET GARAGE-ROOFING REPAIRS	84,000	-	-	-	-	-	-	84,000

MIAMIBEACH

ATTACHMENT B

FY 2021 - 2025 CAPITAL IMPROVEMENT PLAN BY PROGRAM
CITY OF MIAMI BEACH

PROJECT	PROGRAM	Previous Years	FY 2021	FY 2022	FY 2023	FY 2024	FY 2025	Future	Total
67618	12TH STREET GARAGE-ROOF RENEWAL	64,000	-	-	-	-	-	-	64,000
67718	17TH STREET GARAGE-ROOFING REPAIRS	30,000	-	-	-	-	-	-	30,000
67818	17 ST GARAGE-GENERATOR REPLACEMENT	120,000	-	-	-	-	-	-	120,000
68018	42ND STREET GARAGE-GENERATOR	71,000	-	-	-	-	-	-	71,000
68118	42ND ST GARAGE- INTERIOR DRAINAGE	34,000	-	-	-	-	-	-	34,000
68220	7TH ST GARAGE SURFACE RESTORATION	95,000	-	-	-	-	-	-	95,000
69310	7TH ST. GARAGE FIRE ALARM SYSTEM	51,087	-	-	-	-	-	-	51,087
69370	42ND ST. GARAGE FIRE ALARM SYSTEM	51,087	-	-	-	-	-	-	51,087
69380	42ND ST GARAGE ELEVATOR REPLACEMENT	565,145	-	-	-	-	-	-	565,145
		11,078,627	**335,500**	**3,717,790**	**1,956,100**	**1,785,000**	**2,325,000**	**500,000**	**21,698,017**
	TOTAL:	**63,421,649**	**335,500**	**3,717,790**	**1,956,100**	**1,785,000**	**2,325,000**	**500,000**	**74,041,039**
PARKING LOTS									
CAPITAL IMPROVEMENT PROGRAM									
20518	SURFACE LOT AT BISCAYNE BEACH	600,000	307,029	-	-	-	-	-	907,029
26340	PENRODS AT 1 OCEAN DR. PARKING LOT	2,954,113	-	-	-	-	-	-	2,954,113
27480	SURFACE LOT P48 BASS MUSEUM LOT	220,000	-	-	-	-	-	-	220,000
29580	LOT 9D P86-6976 INDIAN CREEK DRIVE	659,000	(191,000)	-	-	-	-	-	468,000
		4,433,113	**116,029**	**-**	**-**	**-**	**-**	**-**	**4,549,142**
PROPERTY MANAGEMENT									
28710	P14 6TH ST & COLLINS PARKING LOT	38,000	303,000	-	-	-	-	-	341,000
60317	CITYWIDE PARKING LOTS IMPROVEMENTS	-	-	150,000	150,000	150,000	150,000	-	600,000
66218	FLEET MANAGEMENT PARKING LOT	-	-	500,000	-	-	-	-	500,000
		38,000	**303,000**	**650,000**	**150,000**	**150,000**	**150,000**	**-**	**1,441,000**
	TOTAL:	**4,471,113**	**419,029**	**650,000**	**150,000**	**150,000**	**150,000**	**-**	**5,990,142**
PARKS									
CAPITAL IMPROVEMENT PROGRAM									
20418	COLLINS PARK PERFORMING ARTS VENUE	975,000	(175,000)	175,000	-	-	-	-	975,000
20918	BRITTANY BAY PARK	1,243,000	171,729	-	-	-	-	-	1,414,729
22750	ALTOS DEL MAR PARK	4,995,492	-	-	-	-	-	-	4,995,492
23200	FLAMINGO PARK	18,193,130	-	-	-	-	-	-	18,193,130
23418	POCKET PARK AT 20TH ST. & SUNSET DR	1,010,000	-	-	-	-	-	-	1,010,000
25019	GO#1: 72 ST. COMMUNITY COMPLEX	10,800,000	-	43,000,000	-	-	-	-	53,800,000
25380	BAND SHELL MASTER PLAN	2,633,372	-	-	-	-	-	-	2,633,372
25419	GO#5: FLAMINGO PARK & YOUTH CENTER	15,400,000	-	-	-	-	15,150,000	-	30,550,000
26219	GO#13: N.SHORE PARK & YOUTH CENTER	4,930,000	-	795,000	-	-	-	-	5,725,000
26500	KAYAK LAUNCH DOCKS	713,080	-	-	-	-	-	-	713,080
26719	GO#23: BAYWLK PEDESTRIAN BRIDGE	10,000,000	-	5,000,000	-	-	-	-	15,000,000
26819	GO#24: MIDDLE BEACH BEACHWALK PH3	4,500,000	-	-	-	-	-	-	4,500,000
27930	SHARED PATH ON PARKVIEW ISLAND PARK	320,000	-	-	-	-	-	-	320,000

MIAMIBEACH

FY 2021 - 2025 CAPITAL IMPROVEMENT PLAN BY PROGRAM
CITY OF MIAMI BEACH

PROJECT	PROGRAM	Previous Years	FY 2021	FY 2022	FY 2023	FY 2024	FY 2025	Future	Total
27950	NORTH BEACH OCEANSIDE PARK	9,910,000	3,975,000	-	-	-	-	-	13,885,000
28550	LIFEGUARD STAND REPLACEMENTS	3,319,989	-	-	-	-	-	-	3,319,989
28850	MAURICE GIBB PARK REDESIGN	2,628,682	-	-	-	-	-	-	2,628,682
29430	SOUTH POINTE PARK REMEDIATION	9,241,881	-	-	-	-	-	-	9,241,881
29600	MUSS PARK FACILITY	2,695,000	-	-	-	-	-	-	2,695,000
		103,508,626	**3,971,729**	**48,970,000**	**-**	**-**	**15,150,000**	**-**	**171,600,355**
PARKS AND RECREATION									
20023	ALLISON PARK PLAYGROUND REPLACEMENT	-	-	-	-	-	795,000	-	795,000
20123	INDIAN BCH PK PLAYGROUND EXPANSION	168,090	623,910	-	-	-	-	-	792,000
20187	LUMMUS PARK MUSCLE BEACH UPGRADE	300,000	-	-	-	-	-	-	300,000
20190	NORMANDY SHORES PK FITNESS CIRCUIT	298,174	-	-	-	-	-	-	298,174
20223	LUMMUS PARK PLAYGROUND REPLACEMENT	-	-	750,000	-	-	-	-	750,000
20237	FAIRWAY PARK IMPROVEMENTS	1,428,953	-	1,689,000	-	-	-	-	3,117,953
20247	CITYWIDE PARKS IRRIGATION SYSTEM	170,000	(155,725)	155,725	-	-	-	-	170,000
20300	NORMANDY ISLE PARK TURF INSTALLATION	398,000	-	597,000	-	-	-	-	995,000
20321	BEACHVIEW PK PLAYGROUND REPLACEMENT	-	-	-	-	505,000	-	-	505,000
20423	FLAMINGO PK FOOTBALL FENCE	-	-	-	458,000	-	-	-	458,000
20425	FLAMINGO PARK SOCCER FIELD TURF	-	-	-	-	-	281,000	-	281,000
20523	STILLWATER PARK LIGHTING & SOCCER	-	-	-	-	-	481,000	-	481,000
20577	BELLE ISLE PARK PLAYGROUND	576,500	-	-	-	-	-	-	576,500
20722	FLAMINGO PK PLAYGROUND REPLACEMENT	-	-	830,000	-	-	-	-	830,000
20723	CRESPI PARK LIGHTING & MICRO SOCCER	-	-	-	-	-	481,000	-	481,000
20821	BISCAYNE ELEM SHARED FIELD LIGHTING	-	-	-	-	1,270,170	-	-	1,270,170
20822	FLAMINGO PK FOOTBALL STADIUM TURF	-	-	-	-	496,000	-	-	496,000
20921	NORMANDY ISLE PARK PLAYGROUND	-	-	-	489,000	-	-	-	489,000
21021	NSPYC KITCHEN & CABINETRY ADDITION	-	-	-	-	344,000	-	-	344,000
21022	WEST LOTS 85-86 ST CONVERSION	-	-	-	-	-	2,436,100	-	2,436,100
22420	POLO PARK LIGHTING & SOCCER FIELD	857,680	-	-	-	-	-	-	857,680
23018	SOUTH POINTE PARK LIGHTING	585,000	-	-	-	-	-	-	585,000
23518	BATTING CAGES AT NORTH SHORE PARK	203,000	-	-	-	-	-	-	203,000
24790	PARK VIEW ISLAND	445,502	-	-	-	-	-	-	445,502
25119	GO#2: COLLINS PARK	640,000	-	-	-	-	-	-	640,000
25219	GO#3: CRESPI PARK	211,000	-	-	-	-	-	-	211,000
25319	GO#4: FAIRWAY PARK	260,000	-	-	-	-	-	-	260,000
25519	GO#6: FISHER PARK	-	-	-	-	-	-	105,000	105,000
25619	GO#7: LA GORCE PARK	-	-	-	-	-	150,000	-	150,000
25719	GO#8: LUMMUS PARK	4,737,000	-	-	-	-	-	-	4,737,000
25819	GO#9: MARJORY STONEMAN DOUGLAS PARK	682,000	-	-	-	-	-	-	682,000

MIAMIBEACH

ATTACHMENT B

FY 2021 - 2025 CAPITAL IMPROVEMENT PLAN BY PROGRAM
CITY OF MIAMI BEACH

PROJECT	PROGRAM	Previous Years	FY 2021	FY 2022	FY 2023	FY 2024	FY 2025	Future	Total
25919	GO#10: MAURICE GIBB PARK	3,300,000	-	-	-	-	-	-	3,300,000
26019	GO#11: MUSS PARK	-	-	-	-	-	250,000	-	250,000
26119	GO#12: NOBE OCEANSIDE PARK BEACHWLK	2,000,000	-	-	-	-	-	-	2,000,000
26319	GO#15: PAR 3 / BAYSHORE PARK	15,700,000	-	-	-	-	-	-	15,700,000
26419	GO#17: POLO PARK	500,000	-	-	-	-	-	-	500,000
27219	GO#30: SKATE PARK	-	-	-	-	-	750,000	-	750,000
27540	SOUTH POINTE PARK IMPROVEMENTS	184,000	-	-	-	-	-	-	184,000
28410	SCOTT RAKOW PLAYGROUND	165,123	-	-	-	-	-	-	165,123
28560	COLLINS PK LIGHTING SOUND SYSTEM	236,000	-	-	-	-	-	-	236,000
29550	CMB SKATEPARK	190,280	-	-	-	-	-	-	190,280
29620	ALLISON PARK REDESIGN	1,532,000	-	-	-	-	-	-	1,532,000
60026	BELLE ISLE PARK PLAYGROUND REPLACEMENT	-	-	-	-	-	-	638,000	638,000
60123	CRESPI PARK PLAYGROUND REPLACEMENT	-	-	-	-	407,000	-	-	407,000
60126	MUSS PARK PLAYGROUND REPLACEMENT	-	-	-	-	-	-	638,000	638,000
60223	POLO PARK PLAYGROUND REPLACEMENT	-	-	-	-	476,000	-	-	476,000
60226	PARKVIEW ISLAND PK PLAYGROUND REPLACEMENT	-	-	-	-	-	-	497,000	497,000
60321	CITYWIDE PARKS COURT REPAIRS	-	-	105,000	105,000	105,000	105,000	105,000	525,000
60323	STILLWATER PLAYGROUND REPLACEMENT	-	-	-	-	570,000	-	-	570,000
60421	CITYWIDE FITNESS COURSE REPLACEMENT	-	-	100,000	100,000	100,000	100,000	100,000	500,000
60924	NSPYC SAFETY IMPROVEMENTS - FRONT D	-	-	-	-	372,000	-	-	372,000
62022	FLAMINGO PARK TENNIS CENTER COURTS	-	-	125,000	-	-	-	-	125,000
63119	BELLE ISLE PARK BERMUDA GRASS	37,365	-	-	-	-	-	-	37,365
63319	PARK VIEW ISLAND ANNEX - DOG PARK	67,000	-	-	-	-	-	-	67,000
63419	FLAMINGO PARK BASEBALL OUTFIELD NET	113,741	-	-	-	-	-	-	113,741
63519	BUOY PARK REFORESTATION IMPROVEMENT	150,000	(150,000)	150,000	-	-	-	-	150,000
64621	CITYWIDE PARK LANDSCAPING IMPROVEMENT	-	200,000	200,000	200,000	200,000	200,000	200,000	1,200,000
66518	SECURITY AUDIO SYSTEM FOR ALL POOLS	-	-	-	100,000	-	-	-	100,000
66920	S. POINTE PK-FISHING PIER RAILING REPLACEMENT	-	-	496,000	-	-	-	-	496,000
67300	SRYC - RECEPTION & BOWLING AREA	66,000	-	-	-	-	-	-	66,000
67519	GO#14: PALM ISLAND PARK	-	-	231,000	-	-	-	-	231,000
67619	GO#16: PINETREE PARK	-	-	700,000	-	-	-	-	700,000
67719	GO#20: SOUTH POINTE PARK	-	-	-	-	-	480,000	-	480,000
67819	GO#21: STILLWATER PARK	145,000	-	-	-	-	-	-	145,000
67919	GO#22: TATUM PARK	-	-	-	-	-	-	840,000	840,000
69020	SUPER BOWL ENHANCEMENTS LUMMUS PK	250,000	-	-	-	-	-	-	250,000
		36,597,408	**518,185**	**6,128,725**	**1,452,000**	**4,845,170**	**6,509,100**	**3,123,000**	**59,173,588**
PROPERTY MANAGEMENT									
26519	GO#18: SCOTT RAKOW YOUTH CENTER	4,448,000	-	640,000	-	-	-	-	5,088,000

MIAMIBEACH

FY 2021 - 2025 CAPITAL IMPROVEMENT PLAN BY PROGRAM
CITY OF MIAMI BEACH

PROJECT	PROGRAM	Previous Years	FY 2021	FY 2022	FY 2023	FY 2024	FY 2025	Future	Total
26919	GO#27: LOG CABIN	-	-	1,076,000	-	-	-	-	1,076,000
60720	BEACHWALK TREE WELLS 14-22 STREET	150,000	-	-	-	-	-	-	150,000
65620	NORTH BEACH OCEANSIDE PK SECURITY	225,000	(225,000)	-	-	-	-	-	-
		4,823,000	**(225,000)**	**1,716,000**	**-**	**-**	**-**	**-**	**6,314,000**
PW ENGINEERING									
27990	MAURICE GIBB PARK FLOATING DOCK	550,000	-	-	-	-	-	-	550,000
TOURISM & CULTURAL DEPARTMENT									
23318	SOUNDSCAPE AUDIO IMPROVEMENTS	751,410	-	-	-	-	-	-	751,410
26619	GO#19: SOUNDSCAPE PARK	4,500,000	-	-	-	-	-	-	4,500,000
27119	GO#29: WEST LOTS	1,000,000	-	2,000,000	-	-	2,000,000	-	5,000,000
		6,251,410	**-**	**2,000,000**	**-**	**-**	**2,000,000**	**-**	**10,251,410**
	TOTAL:	**151,730,444**	**4,264,914**	**58,814,725**	**1,452,000**	**4,845,170**	**23,659,100**	**3,123,000**	**247,889,353**
RENEWAL & REPLACEMENT									
PARKS ADMINISTRATION									
61121	SCOTT RAKOW YOUTH CENTER-KITCHEN	-	-	-	150,000	-	-	-	150,000
PARKS AND RECREATION									
60022	FLAMINGO PARK NORTH-SOUTH WALKWAY	-	-	-	300,000	-	-	-	300,000
60121	BEACHVIEW FITNESS COURSE REPLACEMENT	-	-	-	88,000	-	-	-	88,000
60122	SOUNDSCAPE PK LED LIGHTING	-	-	-	75,000	-	-	-	75,000
60137	PALM ISLAND TENNIS COURT LIGHTING	20,950	-	-	-	-	-	-	20,950
60322	PARKS MAINT. FACILITY RENOVATIONS	-	-	-	-	335,000	-	-	335,000
60367	INDIAN BEACH PLAYGROUND REPLACEMENT	229,000	-	-	-	-	-	-	229,000
60523	FLAMINGO FOOTBALL STADIUM RAILINGS	-	-	-	100,000	-	-	-	100,000
61219	N. SHORE TENNIS FACILITY FENCE	47,000	-	-	-	-	-	-	47,000
61319	N. SHORE BANDSHELL PLUMBING REPAIRS	30,000	-	-	-	-	-	-	30,000
62718	N. BEACH PARKS RESTROOM RESTORATION	281,000	(91,000)	91,000	-	-	-	-	281,000
63080	BEACH RESTROOMS PAINT AND CONCRETE	326,275	-	-	-	-	-	-	326,275
63318	NORMANDY ISLE PARK POOL RENOVATIONS	422,000	(358,000)	358,000	-	-	-	-	422,000
66022	SOUTH POINTE PARK SPLASH PAD	-	-	-	249,000	-	-	-	249,000
66418	FLAMINGO POOL DECK & PUMP ROOM	-	-	-	-	334,000	-	-	334,000
67040	NORMANDY ISLE PARK & POOL	200,000	-	-	-	-	-	-	200,000
67120	SOUNDSCAPE PARK IMPROVEMENTS	28,000	-	-	-	-	-	-	28,000
67280	NEIGHBORHOOD BASKETBALL COURTS	88,773	-	-	-	-	-	-	88,773
67320	NEIGHBORHOOD TENNIS COURT RENOVATION	50,499	-	-	-	-	-	-	50,499
67420	FLAMINGO PARK POOL PLAYGROUND	245,584	-	-	-	-	-	-	245,584
68919	GO#52: LED LIGHTING IN PARKS	1,041,000	-	3,459,000	-	-	-	-	4,500,000
		3,010,081	**(449,000)**	**3,908,000**	**812,000**	**669,000**	**-**	**-**	**7,950,081**
PROPERTY MANAGEMENT									
20110	28TH STREET OBELISK STABILIZATION	631,780	-	-	-	-	-	-	631,780

MIAMIBEACH

ATTACHMENT B

FY 2021 - 2025 CAPITAL IMPROVEMENT PLAN BY PROGRAM
CITY OF MIAMI BEACH

PROJECT	PROGRAM	Previous Years	FY 2021	FY 2022	FY 2023	FY 2024	FY 2025	Future	Total
25980	BASS MUSEUM GENERATOR	117,816	-	-	-	-	-	-	117,816
26010	BASS MUSEUM HYDRAULIC ELEVATOR	66,127	-	-	-	-	-	-	66,127
27780	MIAMI CITY BALLET WINDOWS	441,799	-	-	-	-	-	-	441,799
27970	BEACH SHOWER DRAINAGE SYSTEM	426,000	-	-	-	-	-	-	426,000
28919	GO#26: ROOFS FOR CULTURAL FACILITIES	2,980,000	-	-	-	-	-	-	2,980,000
60030	POLICE STATION MEN'S LOCKER ROOM	228,871	-	-	-	-	-	-	228,871
60038	SOUTH SHORE C.C. FIRE ALARM RENEWAL	112,086	(100,716)	-	-	-	-	-	11,370
60077	FIRE STATION 2 ALARM SYSTEM	89,000	-	-	-	-	-	-	89,000
60118	POLICE STATION BACKUP CHILLER	149,404	-	-	-	-	-	-	149,404
60220	UNIDAD BUILDING-ROOF REPLACEMENT	87,675	-	-	-	-	-	-	87,675
60225	SUNSET HARBOUR GARAGE INT. FLOOR	-	-	-	-	-	34,000	-	34,000
60418	HISTORIC CITY HALL HUMIDITY CONTROL	96,068	-	-	-	-	-	-	96,068
60420	FIRE STATION 2-A/C REPLACEMENT	-	105,000	-	-	-	-	-	105,000
60519	CITY HALL 40-YR STRUCTURAL	154,800	-	-	-	-	-	-	154,800
60520	MBPD-CONDENSER AND PUMPS	-	-	125,000	-	-	-	-	125,000
60618	HISTORIC CITY HALL FIRE ALARM	151,618	-	-	-	-	-	-	151,618
60619	MBPD-COOLING TOWER BASE REPAIR	68,000	-	-	-	-	-	-	68,000
60718	NORTH SHORE PARK YOUTH CENTER A/C	80,000	-	-	-	-	-	-	80,000
60719	UNIDAD ELEVATOR MODERNIZATION	70,000	-	-	-	-	-	-	70,000
60821	CITY HALL-REPLACE RESTROOM EXHAUST	-	-	35,000	-	-	-	-	35,000
60919	SSCC BATHROOM AND KITCHEN UPGRADE	150,000	(150,000)	-	-	-	-	-	-
60920	HISTORIC CITY HALL-VFD REPLACEMENT	200,000	-	-	-	-	-	-	200,000
61020	CITY HALL-GENERATOR REPLACEMENT	600,000	-	-	-	-	-	-	600,000
61100	P.A.L. BUILDING - FIRE ALARM	95,000	-	-	-	-	-	-	95,000
61119	SSCC PLAYGROUND AREA MITIGATION	85,000	(85,000)	-	-	-	-	-	-
61120	CITY HALL-COOLING TOWER BASE	100,000	-	-	-	-	-	-	100,000
61221	NORM. ISLE POOL LOCKER ROOM & PUMPS	-	-	-	250,000	-	-	-	250,000
61290	CITY HALL FIRE ALARM SYSTEM	314,325	-	-	-	-	-	-	314,325
61320	UNIDAD BUILDING-DOOR RENEWAL	-	-	40,000	-	-	-	-	40,000
61321	71ST STREET WELCOME SIGN RENOVATION	-	-	40,000	-	-	-	-	40,000
61419	BEACHFRONT RESTROOMS-RENOVATIONS	158,000	-	-	-	-	-	-	158,000
61420	UNIDAD BUILDING-WINDOW SEAL RENEWAL	-	-	40,000	-	-	-	-	40,000
61519	BEACH SHOWER DRAINAGE SYSTEM PH II	370,350	-	-	-	-	-	-	370,350
61521	CITY HALL LOADING DOCK RESURFACING	-	-	70,000	-	-	-	-	70,000
61523	SUNSET HARBOUR GARAGE FIRE PUMP	-	-	-	100,000	-	-	-	100,000
61621	CITY HALL CHAMBER ACOUSTICAL FLOOR	-	-	60,000	-	-	-	-	60,000
61721	CITY HALL CHAMBER FF&E RENEWAL	-	-	105,000	-	-	-	-	105,000
61819	BEACHWALK DRAINAGE - 24 ST TO 46 ST	100,000	-	-	-	-	-	-	100,000

MIAMIBEACH

FY 2021 - 2025 CAPITAL IMPROVEMENT PLAN BY PROGRAM
CITY OF MIAMI BEACH

PROJECT	PROGRAM	Previous Years	FY 2021	FY 2022	FY 2023	FY 2024	FY 2025	Future	Total
61821	C.H. CHAMBER ACOUSTICAL WALL CARPET	-	-	212,000	-	-	-	-	212,000
61919	41ST STREET FOUNTAIN RESTORATION	82,000	-	-	-	-	-	-	82,000
61921	10TH ST. AUDIT. ENTRANCE DRAINAGE	-	-	250,000	-	-	-	-	250,000
62021	COLONY THEATER ELEVATOR	-	-	80,000	-	-	-	-	80,000
62117	FIRE STATION #2 TRAINING TOWER	-	321,600	-	-	-	-	-	321,600
62118	12TH STREET PARKING LIGHTING (LED)	64,000	-	-	-	-	-	-	64,000
62119	BASS MUSEUM - ROOF REPLACEMENT	397,000	-	-	-	-	-	-	397,000
62121	BOTANICAL GARDENS RESTROOMS	-	50,500	-	-	-	-	-	50,500
62217	10TH ST AUDITORIUM COATING OF ROOF	-	65,650	-	-	-	-	-	65,650
62221	COLONY THEATER RESTROOM RENOVATION	-	-	50,000	-	-	-	-	50,000
62319	BOTANICAL GARDENS - ROOF REPAIRS	50,000	-	-	-	-	-	-	50,000
62321	COLONY THEATER EXTERIOR PAINTING	-	-	80,800	-	-	-	-	80,800
62419	BASS MUSEUM - FREIGHT ELEVATOR	100,000	-	-	-	-	-	-	100,000
62421	COLONY THEATER LED LIGHTS UPGRADE	-	-	40,000	-	-	-	-	40,000
62519	BEACHWALK DRAINAGE-S.POINTE - 23 ST	220,000	-	-	-	-	-	-	220,000
62622	HISTORIC CITY HALL FRONT ELEVATION	-	-	50,500	-	-	-	-	50,500
62722	777 FIRE PREVENTION FLOORING RENEWAL	-	-	40,400	-	-	-	-	40,400
62820	P.A.L. BUILDING-ROOF REPAIRS	90,000	-	-	-	-	-	-	90,000
62822	INTERNAL AFFAIRS RESTROOM RENOVATION	-	-	131,300	-	-	-	-	131,300
62920	FIRE STATION #2 WATERPROOFING	192,000	-	-	-	-	-	-	192,000
62922	BASS MUSEUM EXTERIOR WALL REPAIRS	-	-	38,380	-	-	-	-	38,380
63019	BUILDOUT 1701 4TH FL FOR HOUSING	133,000	-	-	-	-	-	-	133,000
63022	MIAMI CITY BALLET EXIT SIGN RENEWAL	-	-	72,720	-	-	-	-	72,720
63122	10TH ST AUDITORIUM LED UPGRADE	-	-	143,400	-	-	-	-	143,400
63222	COLONY THEATER EXIT SIGN RENEWAL	-	-	35,350	-	-	-	-	35,350
63322	COLONY THEATER VINYL FLOORING RENEWAL	-	-	32,825	-	-	-	-	32,825
63350	POLICE HQ ELEVATORS & OTHER PROJECT	384,260	-	-	-	-	-	-	384,260
63420	NS YOUTH CNTR ROOFTOP A/C RENEWAL	-	-	125,000	-	-	-	-	125,000
63422	HISTORIC CITY HALL WINDOWS (ENERGY-EFFICIENT)	-	-	32,320	-	-	-	-	32,320
63522	NORTH SHORE BANDSHELL SIGNAGE REPLACEMENT	-	-	96,180	-	-	-	-	96,180
63620	CITY HALL CHILLED & CONDENSER PUMPS	-	-	50,000	-	-	-	-	50,000
63718	SANITATION INTERIOR REPLACEMENT	502,800	-	-	-	-	-	-	502,800
63719	1755 MERIDIAN-CHILLER REPLACEMENT	211,045	-	-	-	-	-	-	211,045
63720	10TH ST AUDITORIUM-LOUVER	-	-	50,000	-	-	-	-	50,000
63721	ROOF REPAIRS FIRE STATION #1	-	111,100	-	-	-	-	-	111,100
63722	SMART CARD ACCESS SYSTEM- PHASE I	-	-	195,000	-	-	-	-	195,000
63819	SSCC ROOT MITIGATION & FLOORING REP	272	-	-	-	-	-	-	272
63821	MBPD 4TH FLOOR HVAC CONTROLS	-	312,000	-	-	-	-	-	312,000

MIAMIBEACH

ATTACHMENT B

FY 2021 - 2025 CAPITAL IMPROVEMENT PLAN BY PROGRAM
CITY OF MIAMI BEACH

PROJECT	PROGRAM	Previous Years	FY 2021	FY 2022	FY 2023	FY 2024	FY 2025	Future	Total
63822	1755 ROOF REPLACEMENT	-	-	222,920	-	-	-	-	222,920
63918	PUBLIC WORKS FACILITY RENOVATION	208,001	-	-	-	-	-	-	208,001
63919	SMART CARD ACCESS SYSTEM- PHASE I	250,000	-	-	-	-	-	-	250,000
63921	1701 MERIDIAN AVE 50 YEAR RECERTIFICATION	-	50,500	-	-	-	-	-	50,500
63922	FLEET BAYS PLUMBING RENEWAL	-	-	140,700	-	-	-	-	140,700
64019	CITY HALL ENERGY EFFICIENT BUILDING	156,000	-	-	-	-	-	-	156,000
64020	CITY HALL CARD ACCESS SYSTEM REPLACEMENT	80,436	-	-	-	-	-	-	80,436
64021	HISTORIC CITY HALL 90 YEAR RECERTIFICATION	-	66,000	-	-	-	-	-	66,000
64022	777 FOUNTAIN/ COURTYARD RENOVATIONS	-	-	130,650	-	-	-	-	130,650
64121	FIRE STATION #3 40 YEAR RECERTIFICATION	-	48,700	-	-	-	-	-	48,700
64220	PUBLIC WORKS FACILITY EXTERIOR	84,914	-	-	-	-	-	-	84,914
64221	BASS MUSEUM WINDOW REPLACEMENT	-	134,710	-	-	-	-	-	134,710
64320	CITY HALL -COOLING TOWER CONDENSER	90,000	-	-	-	-	-	-	90,000
64321	BASS MUSEUM CONDENSER WATER PUMPS	-	45,450	-	-	-	-	-	45,450
64418	THE FILLMORE 40-YR RECERTIFICATION	654,734	-	-	-	-	-	-	654,734
64420	CITY HALL RESTROOM RENOVATIONS	-	-	250,000	-	-	-	-	250,000
64521	10TH ST AUDITORIUM HEAT PUMP RENEWAL	-	191,900	-	-	-	-	-	191,900
64618	MIAMI CITY BALLET VARIOUS REPAIRS	278,250	-	-	-	-	-	-	278,250
64619	SURFACE LOTS CITYWIDE LANDSCAPING	100,000	-	-	-	-	-	-	100,000
64720	FIRE STATION 2 EXT PAINT & LIGHTING	-	-	55,000	-	-	-	-	55,000
64721	MIDDLE BEACH WATER TOWER PAINTING	-	50,000	-	-	-	-	-	50,000
64819	COLONY THEATER - FIRE ALARM SYSTEM	78,000	-	-	-	-	-	-	78,000
64821	SECURITY ENHANCEMENTS CITYWIDE	-	500,000	500,000	500,000	500,000	500,000	-	2,500,000
64921	OCEAN RESCUE FIRE ALARM RENEWAL	-	30,300	-	-	-	-	-	30,300
65118	BASS MUSEUM - FIRE PUMP REPLACEMENT	72,000	-	-	-	-	-	-	72,000
65121	7 STREET GARAGE UPS BATTERY SYSTEM	-	66,600	-	-	-	-	-	66,600
65218	PURDY AVE BOAT RAMP REPAIRS	464,694	-	-	-	-	-	-	464,694
65219	SOUTH POINTE PARK HVAC REPLACEMENT	160,000	-	-	-	-	-	-	160,000
65220	MIAMI CITY BALLET STUDIO FLOORING	140,000	-	-	-	-	-	-	140,000
65318	BOTANICAL GARDEN HVAC REPLACEMENTS	55,000	-	-	-	-	-	-	55,000
65319	CODE / HOUSING OFFICES RELOCATION	580,596	-	-	-	-	-	-	580,596
65320	UNIDAD INTERIOR & EXTERIOR PAINTING	-	-	89,000	-	-	-	-	89,000
65420	MBPD NORTH SUB STATION PARKING LOT	-	-	232,300	-	-	-	-	232,300
65520	MBPD N SUB STN PAINTING, FLOORING	-	-	234,000	-	-	-	-	234,000
65618	FLEET MANAGEMENT STAIRS RESTORATION	-	-	35,000	-	-	-	-	35,000
65718	FLEET MANAGEMENT WAREHOUSE CEILING	-	-	30,000	-	-	-	-	30,000
65720	HISTORIC CH-ROOF ACCESS LADDER	-	-	100,000	-	-	-	-	100,000
65818	FLEET MANAGEMENT FIRE SPRINKLER	-	250,000	-	-	-	-	-	250,000

MIAMIBEACH

FY 2021 - 2025 CAPITAL IMPROVEMENT PLAN BY PROGRAM
CITY OF MIAMI BEACH

PROJECT	PROGRAM	Previous Years	FY 2021	FY 2022	FY 2023	FY 2024	FY 2025	Future	Total
65918	FLEET MANAGEMENT LED LIGHTING	-	-	150,000	-	-	-	-	150,000
65920	MBFD STATIONS SECURITY UPGRADES CW	-	-	-	126,000	-	-	-	126,000
66018	FLEET MANAGEMENT CONCRETE SPALLING	-	100,000	-	-	-	-	-	100,000
66020	CITY HALL - MAIN ENTRANCE PAVERS	-	-	152,000	-	-	-	-	152,000
66118	FLEET MANAGEMENT BAYS PAINTING	-	-	120,000	-	-	-	-	120,000
66120	LINCOLN RD STONE RESTORATION	368,000	-	-	-	-	-	-	368,000
66220	HISTORIC CITY HALL ELEVATOR	350,000	-	-	-	-	-	-	350,000
66618	SOUTH POINTE PK-FIRE ALARM RENEWAL	35,000	-	-	-	-	-	-	35,000
66620	FILLMORE - SITE LIGHTING PHASE II	-	50,000	-	-	-	-	-	50,000
66718	BEACH STORAGE AREA ENCLOSURE	170,000	-	-	-	-	-	-	170,000
66818	WATER STATION ROOF REPLACEMENT	30,000	-	-	-	-	-	-	30,000
66918	ANCHOR GAR.-FIRE ALARM REPLACEMENT	120,000	101,000	-	-	-	-	-	221,000
67018	ANCHOR GARAGE-STAIRWELL DOORS	27,000	-	-	-	-	-	-	27,000
67030	MARINE PATROL EXTERIOR RESTORATION	60,728	-	-	-	-	-	-	60,728
67200	FIRE STATION 3 FIRE ALARM UPGRADE	55,000	-	-	-	-	-	-	55,000
67220	FIRE STATION 3 EMERGENCY GENERATOR	110,000	-	-	-	-	-	-	110,000
67240	777 BUILDING HVAC 4TH FLOOR	170,000	-	-	-	-	-	-	170,000
67360	BASS MUSEUM EMERGENCY GENERATOR	150,000	-	-	-	-	-	-	150,000
67518	1755 MERIDIAN AVE OFFICE SECURITY	35,000	-	-	-	-	-	-	35,000
68020	PARK RANGER HEADQUARTER RENOVATION	-	-	-	-	475,000	-	-	475,000
68519	GO#48: POLICE HQ FACILITY	4,000,000	-	-	-	-	6,000,000	-	10,000,000
68720	POLICE HQ & PARKING GARAGE-FIRE ALARM	222,033	-	-	-	-	-	-	222,033
68760	CITY HALL ELECTRICAL UPGRADES	341,500	-	-	-	-	-	-	341,500
68820	BEACH RESTROOMS EXHAUST SYSTEMS	35,000	-	-	-	-	-	-	35,000
69220	PUBLIC WORKS FACILITY GENERATOR	391,177	-	-	-	-	-	-	391,177
69470	FLEET/SANITATION FIRE ALARM SYSTEM	85,800	-	-	-	-	-	-	85,800
69480	MARINE PATROL EMERGENCY GENERATOR	10,715	-	-	-	-	-	-	10,715
69960	SOUTH SHORE COMMUNITY ELEVATOR	124,934	-	-	-	-	-	-	124,934
		20,894,608	**2,315,294**	**4,762,745**	**976,000**	**975,000**	**6,534,000**	**-**	**36,457,647**
PW ENGINEERING									
64122	BOLLARDS INSTALLATION AND REPLACEMENT	-	-	250,000	252,500	-	-	-	502,500
64210	SIDEWALK ASSESSMENT SURVEY	75,000	-	-	-	-	-	-	75,000
		75,000	**-**	**250,000**	**252,500**	**-**	**-**	**-**	**577,500**
PW GREENSPACE MANAGEMENT									
60011	IRRIGATION SYSTEM MACARTHUR CAUSEWAY	-	-	28,000	-	-	-	-	28,000
65120	GREENSPACE FACILITY SECURITY SYSTEM	-	-	110,000	-	-	-	-	110,000
66520	SOUTH BEACH ROW LANDSCAPE	280,000	-	200,000	100,000	100,000	-	-	680,000
		280,000	**-**	**338,000**	**100,000**	**100,000**	**-**	**-**	**818,000**

MIAMIBEACH

ATTACHMENT B

FY 2021 - 2025 CAPITAL IMPROVEMENT PLAN BY PROGRAM
CITY OF MIAMI BEACH

PROJECT	PROGRAM	Previous Years	FY 2021	FY 2022	FY 2023	FY 2024	FY 2025	Future	Total
PW STREETS									
65021	BELLE ISLE PARK LIGHTING ENHANCEMENT	-	110,000	-	-	-	-	-	110,000
TOURISM & CULTURAL DEPARTMENT									
64219	CARL FISHER COMMERCIAL KITCHEN	244,950	-	-	-	-	-	-	244,950
	TOTAL:	24,504,639	1,976,294	9,258,745	2,290,500	1,744,000	6,534,000	-	46,308,178
SEAWALLS									
CAPITAL IMPROVEMENT PROGRAM									
27600	SEAWALL-BOTANICAL GARDEN	1,208,662	-	-	-	-	-	-	1,208,662
27610	SEAWALL MUSS PARK REHABILITAION	1,182,423	-	-	-	-	-	-	1,182,423
28790	CONVENTION CENTER DR TO WASHINGTON	1,800,000	-	-	-	-	-	-	1,800,000
		4,191,085	-	-	-	-	-	-	**4,191,085**
PW ADMINISTRATION									
20220	SEAWALL-DICKENS AV SHORELINE	435,394	-	-	-	-	-	-	435,394
28300	SHANE WATERSPORT SEAWALL	784,000	-	-	-	-	-	-	784,000
29560	BRITTANY BAY PARK SEAWALL	1,109,000	-	-	-	-	-	-	1,109,000
		2,328,394	-	-	-	-	-	-	**2,328,394**
PW ENGINEERING									
23618	LENOX COURT & JEFFERSON AVE SEAWALL	300,000	-	-	-	-	-	-	300,000
27170	SEAWALL-BISCAYNE BAY ST END PH. II	1,694,058	-	-	-	-	-	-	1,694,058
27919	GO#39: SEAWALLS & SHORELINES	8,000,000	-	2,000,000	-	-	-	-	10,000,000
28740	SEAWALL - HOLOCAUST MEMORIAL	100,000	-	-	-	-	-	-	100,000
28780	SEAWALL DADE BLVD - WASHINGTON AVE	1,625,000	-	-	-	-	-	-	1,625,000
28820	INDIAN BEACH PARK SEAWALL	715,000	-	-	-	-	-	-	715,000
29020	CITYWIDE SEAWALL REHAB	5,000,000	5,000,000	5,000,000	5,000,000	5,000,000	-	-	25,000,000
29500	COLLINS CANAL ENHANCEMENT PROJECT	5,458,889	-	-	-	-	-	-	5,458,889
		22,892,947	**5,000,000**	**7,000,000**	**5,000,000**	**5,000,000**	-	-	**44,892,947**
	TOTAL:	29,412,426	5,000,000	7,000,000	5,000,000	5,000,000	-	-	51,412,426
STREET / SIDEWALKS STREETSCAPE									
CAPITAL IMPROVEMENT PROGRAM									
20330	MIDDLE BEACH REC CORRIDOR PH II	11,720,517	-	-	-	-	-	-	11,720,517
20597	WEST AVENUE PHASE II	80,945,564	9,195,255	-	-	-	-	-	90,140,819
21118	STILLWATER ENTRANCE SIGN	-	-	195,000	-	-	-	-	195,000
21270	VENETIAN NEIGHBORHOOD -ISLANDS	46,372,927	-	-	-	-	-	-	46,372,927
22050	BAYSHORE NEIGHBORHOOD BID PACK A	25,085,154	-	-	-	-	-	-	25,085,154
23180	BAYSHORE NEIGHBORHOOD BID PACK D	16,219,308	-	-	-	-	-	-	16,219,308
23270	CITY CENTER COMMERCIAL DISTRICT BPB	25,809,526	-	47,507,421	7,280,000	-	-	-	80,596,947
23380	PALM & HIBISCUS ISLAND ENHANCEMENT	50,217,165	-	-	-	-	-	-	50,217,165
27319	GO#31: OCEAN DRIVE CORRIDOR	-	-	4,000,000	-	-	8,000,000	8,000,000	20,000,000
27419	GO#32: PALM & HIBISCUS LANDSCAPING	1,000,000	-	-	-	-	-	-	1,000,000

MIAMIBEACH

FY 2021 - 2025 CAPITAL IMPROVEMENT PLAN BY PROGRAM
CITY OF MIAMI BEACH

PROJECT	PROGRAM	Previous Years	FY 2021	FY 2022	FY 2023	FY 2024	FY 2025	Future	Total
28610	RUE VENDOME PUBLIC PLAZA	2,276,000	-	-	-	-	-	-	2,276,000
28940	BAYSHORE NEIGHBORHOOD CENTRAL - SOUTH	21,777,204	-	-	-	-	-	-	21,777,204
29130	SOUTH POINTE MISCELANEOUS IMPROVEMENTS	868,425	-	-	-	-	-	-	868,425
29300	LINCOLN RD LENOX-COLLINS W/SIDE STR	40,000,000	-	5,035,000	-	-	-	-	45,035,000
29310	CONVENTION CENTER LINCOLN RD CONNECTOR	10,000,000	-	-	-	-	-	-	10,000,000
29530	COLLINS PARK ANCILLARY IMPROVEMENTS	4,000,000	-	-	-	-	-	-	4,000,000
69790	SUNSET 3 & 4 UTILITY PAYMENT	1,532,002	-	-	-	-	-	-	1,532,002
		337,823,792	**9,195,255**	**56,737,421**	**7,280,000**	**-**	**8,000,000**	**8,000,000**	**427,036,468**
ECONOMIC DEVELOPMENT									
65721	MXE LAND USE/MOBILITY/ECONOMIC DEVELOPMENT STUDY	-	190,000	362,000	-	-	-	-	552,000
ENVIRONMENT SUSTAINABILITY									
20197	CITY CENTER RESILIENCY ENHANCEMENTS	1,000,000	-	-	-	-	-	-	1,000,000
66420	DADE BOULEVARD PEDESTRIAN PATHWAY	225,000	-	-	-	-	-	-	225,000
		1,225,000	**-**	**-**	**-**	**-**	**-**	**-**	**1,225,000**
PROPERTY MANAGEMENT									
29880	LINCOLN RD MALL ADA PEDESTRIAN	87,500	-	-	-	-	-	-	87,500
69620	S. BOWL SIGNAGE/ PAINTING/ LIGHTING	150,000	-	-	-	-	-	-	150,000
		237,500	**-**	**-**	**-**	**-**	**-**	**-**	**237,500**
PW ADMINISTRATION									
20922	NORMANDY ISLES DRAINAGE IMPROVEMENT	-	-	21,004,861	21,004,861	-	-	-	42,009,722
24020	ORCHARD PARK	250,000	-	5,000,000	-	8,688,421	-	-	13,938,421
24120	TOWN CENTER	-	-	52,000,000	-	-	-	-	52,000,000
24619	GO#37: SIDEWALK IMPROVEMENTS	3,500,000	-	3,000,000	-	-	3,500,000	3,000,000	13,000,000
27360	RESTORATIVE TREEWELL-PH 4-SOUTH BCH	690,000	-	-	-	-	-	-	690,000
27519	GO#34: ABOVE GROUND IMPROVEMENTS	-	-	5,000,000	-	-	15,000,000	23,000,000	43,000,000
27619	GO#35: FLAMINGO PARK NEIGHBORHOOD	-	-	-	-	-	8,000,000	12,000,000	20,000,000
27819	GO#38: STREET PAVEMENT	7,500,000	-	7,500,000	-	-	7,500,000	7,500,000	30,000,000
28050	EVERGLADES COURT ALLEYWAY PAVING	300,000	-	-	-	-	-	-	300,000
28119	GO#41: LA GORCE NEIGHBORHOOD	-	-	2,000,000	-	-	3,000,000	9,000,000	14,000,000
28219	GO#44: NORTH SHORE NEIGHBORHOOD	-	-	-	-	-	8,000,000	-	8,000,000
28719	GO#53: SECURITY FOR PUBLIC SPACES	2,000,000	-	2,350,000	-	-	-	-	4,350,000
29810	ALLEYWAY RESTORATION PH III	632,500	(100,000)	100,000	-	-	-	-	632,500
61117	RESTORATIVE TREE WELL TREATMENT	292,000	-	-	-	-	-	-	292,000
		15,164,500	**(100,000)**	**97,954,861**	**21,004,861**	**8,688,421**	**45,000,000**	**54,500,000**	**242,212,643**
PW ENGINEERING									
20078	CITYWIDE STREET PAVEMENT	-	-	-	-	-	-	15,000,000	15,000,000
20141	7300 DICKENS AVE L/SCAPE-IRRIGATION	-	-	37,000	-	-	-	-	37,000
20177	OCEAN DR. EXTENDED SIDEWALK PROJECT	164,650	-	-	-	-	-	-	164,650

MIAMIBEACH

ATTACHMENT B

FY 2021 - 2025 CAPITAL IMPROVEMENT PLAN BY PROGRAM
CITY OF MIAMI BEACH

PROJECT	PROGRAM	Previous Years	FY 2021	FY 2022	FY 2023	FY 2024	FY 2025	Future	Total
20250	LAGORCE ISLAND-LIGHTING TREES MISC	66,376	-	-	-	-	-	-	66,376
20422	FLAMINGO NEIGHBORHOOD	300,000	-	56,154,121	81,854,121	-	-	-	138,308,242
20522	NAUTILUS NEIGHBORHOOD	-	-	250,000	29,236,421	-	-	-	29,486,421
20587	1ST STREET-ALTON RD TO WASHINGTON	26,870,741	-	-	-	-	-	-	26,870,741
20607	11TH STREET-FLAMINGO NEIGHBORHOOD	7,602,460	-	-	-	-	-	-	7,602,460
23220	NORTH SHORE NEIGHBORHOOD IMPROVEMENTS	7,339,268	-	60,127,421	-	-	-	-	67,466,689
23240	LA GORCE NEIGHBORHOOD IMPROVEMENTS	2,267,141	-	80,000,000	-	-	-	-	82,267,141
23300	FLAMINGO NEIGHBORHOOD-SOUTH	7,478,640	-	-	-	-	-	-	7,478,640
23360	WEST AVE/BAY RD NEIGHBORHOOD	25,902,873	-	-	-	-	-	-	25,902,873
29320	17TH STREET NORTH IMPROVEMENTS	2,000,000	-	-	-	-	-	-	2,000,000
60237	COLLINS / HARDING ALLEY RESTORATION	100,000	-	-	-	-	-	-	100,000
		80,092,149	**-**	**196,568,542**	**111,090,542**	**-**	**-**	**15,000,000**	**402,751,233**
PW GREENSPACE MANAGEMENT									
29760	RESTORATIVE TREEWELL-PH 3	683,911	-	-	-	-	-	-	683,911
61619	NORTH BEACH ROW LANDSCAPING	270,000	-	200,000	100,000	100,000	-	-	670,000
62019	MIDDLE BEACH ROW LANDSCAPE	226,000	(135,715)	335,715	100,000	150,000	-	-	676,000
63521	RESTORATIVE TREE WELL CITYWIDE	-	-	240,000	240,000	240,000	-	-	720,000
64119	INDIAN CREEK LANDSCAPE & IRRIGATION	1,200,000	-	-	-	-	-	-	1,200,000
68219	GO#33: STREET TREE MASTER PLAN	2,500,000	-	2,500,000	-	-	-	-	5,000,000
		4,879,911	**(135,715)**	**3,275,715**	**440,000**	**490,000**	**-**	**-**	**8,949,911**
PW STREETS									
20000	PAVEMENT & SIDEWALK PROGRAM	2,195,000	(462,014)	462,014	-	-	-	-	2,195,000
25650	CITYWIDE CURB RAMP INSTALLATION	112,560	-	-	-	-	-	-	112,560
26700	ROW IMPROVEMENT PROJECT	1,844,084	-	-	-	-	-	-	1,844,084
		4,151,644	**(462,014)**	**462,014**	**-**	**-**	**-**	**-**	**4,151,644**
TOURISM & CULTURAL DEPARTMENT									
21019	SHORT-TERM 41ST ST RECOMMENDATIONS	100,000	-	-	-	-	-	-	100,000
27719	GO#36: WASHINGTON AVE. CORRIDOR	-	-	2,000,000	-	-	6,000,000	2,000,000	10,000,000
28019	GO#40: 41 ST. CORRIDOR	1,500,000	-	1,500,000	-	-	6,000,000	6,000,000	15,000,000
28630	BONITA DRIVE STREET END IMPROVEMENT	135,000	-	-	-	-	-	-	135,000
28640	NORTH BEACH STREETSCAPE PILOT PROJ	330,000	(330,000)	330,000	-	-	-	-	330,000
		2,065,000	**(330,000)**	**3,830,000**	**-**	**-**	**12,000,000**	**8,000,000**	**25,565,000**
TRANSPORTATION									
21219	SR A1A/COLLINS AV PEDESTRIAN SIGNAL	559,000	-	-	-	-	-	-	559,000
21319	ROYAL PALM AVE & 46TH STREET CIRCLE	107,000	-	-	-	-	-	-	107,000
27910	MERIDIAN AVE (NORTH) 28TH ST & DADE	278,000	-	-	-	-	-	-	278,000
62222	WEST AVENUE BICYCLE LANES PHASE II	-	-	663,072	-	-	-	-	663,072
62322	ORCHARD PARK TRAFFIC CALMING	-	-	137,082	1,473,867	-	-	-	1,610,949

MIAMIBEACH

FY 2021 - 2025 CAPITAL IMPROVEMENT PLAN BY PROGRAM
CITY OF MIAMI BEACH

PROJECT	PROGRAM	Previous Years	FY 2021	FY 2022	FY 2023	FY 2024	FY 2025	Future	Total
62617	72ND STREET PROTECTED BIKE LANE	519,000	-	-	-	-	-	-	519,000
		1,463,000	**-**	**800,154**	**1,473,867**	**-**	**-**	**-**	**3,737,021**
	TOTAL:	447,102,496	8,357,526	359,990,707	141,289,270	9,178,421	65,000,000	85,500,000	1,116,418,420
STREET LIGHTING									
PROPERTY MANAGEMENT									
27070	BEACHWALK LIGHTING RETRO	665,625	-	-	-	-	-	-	665,625
62940	CITYWIDE PARKING LOT LIGHTING	450,000	-	-	-	-	-	-	450,000
		1,115,625	**-**	**-**	**-**	**-**	**-**	**-**	**1,115,625**
PW ADMINISTRATION									
64918	SMART LIGHTING MASTER PLAN	2,463,895	-	600,000	600,000	600,000	600,000	-	4,863,895
69019	GO#55: STREET LIGHTING IMPROVEMENTS	5,000,000	-	5,000,000	-	-	-	-	10,000,000
		7,463,895	**-**	**5,600,000**	**600,000**	**600,000**	**600,000**	**-**	**14,863,895**
PW ENGINEERING									
21218	5TH STREET FLYOVER LIGHTING	148,779	-	-	-	-	-	-	148,779
27650	ALUMINUM STREETLIGHTING POLE REPLACEMENT	168,060	-	-	-	-	-	-	168,060
		316,839	**-**	**-**	**-**	**-**	**-**	**-**	**316,839**
PW STREETS									
27800	STREET LIGHTING IMPROVEMENTS	1,625,305	(629,000)	13,129,000	12,500,000	12,500,000	12,500,000	-	51,625,305
63117	41ST STREET CORRIDOR LIGHTING ENHANCEMENT	381,000	-	-	-	-	-	-	381,000
		2,006,305	**(629,000)**	**13,129,000**	**12,500,000**	**12,500,000**	**12,500,000**	**-**	**52,006,305**
	TOTAL:	10,902,664	(629,000)	18,729,000	13,100,000	13,100,000	13,100,000	-	68,302,664
TRANSIT / TRANSPORTATION									
CAPITAL IMPROVEMENT PROGRAM									
20327	2 WAY CONVERSION 42ND ST. SHERIDAN	510,000	-	-	-	-	-	-	510,000
25410	BEACHWALK II	4,233,433	-	-	-	-	-	-	4,233,433
27940	EUCLID AVE. - FROM 17TH ST & 5TH ST	470,000	-	-	-	-	-	-	470,000
		5,213,433	**-**	**-**	**-**	**-**	**-**	**-**	**5,213,433**
PROPERTY MANAGEMENT									
20521	JULIA TURLE ENTRANCE SIGN	-	-	275,000	-	-	-	-	275,000
TRANSPORTATION									
20018	ADAPTIVE TRAFFIC SIGNAL CONTROLS	-	-	-	-	-	-	1,800,000	1,800,000
20118	BAYSHORE NEIGHBORHOOD TRAFFIC CALMING 1A	378,075	-	-	-	-	-	-	378,075
20200	TRANSPORTATION CAPITAL INITIATIVE	42,492,028	-	-	-	-	-	-	42,492,028
20218	NAUTILUS TRAFFIC CALMING PHASE I	355,500	-	-	-	-	-	-	355,500
20221	16TH STREET PROTECTED BIKE LANES	-	-	-	627,000	-	-	-	627,000
20318	VENETIAN ILLUMINATED CROSSWALKS	180,000	-	-	-	-	-	-	180,000
20617	NEW BUS SHELTER DESIGNS	504,251	-	-	-	-	-	-	504,251
20620	LA GORCE / PINE TREE DR BIKE LANES	-	-	300,000	-	1,500,000	-	-	1,800,000
20718	SIGNALIZATION ALTON RD AND 4TH ST	580,000	-	-	-	-	-	-	580,000

MIAMIBEACH

ATTACHMENT B

FY 2021 - 2025 CAPITAL IMPROVEMENT PLAN BY PROGRAM
CITY OF MIAMI BEACH

PROJECT	PROGRAM	Previous Years	FY 2021	FY 2022	FY 2023	FY 2024	FY 2025	Future	Total
20818	ROYAL PALM NEIGHBORHOOD GREENWAY	430,000	-	-	-	-	-	-	430,000
21014	PROTECTED BIKE LANES	130,000	-	524,247	202,341	-	-	-	856,588
21024	PROTECTED BICYCLE LANES	-	-	-	117,659	-	1,980,000	-	2,097,659
21419	MERIDIAN AVENUE PEDESTRIAN CROSSING	410,000	-	-	-	-	-	-	410,000
21522	ALTON ROAD SHARED USE PATH PHASE II	-	-	-	-	-	-	3,631,000	3,631,000
22518	ENHANCED CROSSWALKS	480,000	-	-	-	-	-	-	480,000
23020	ALTON RD & 16TH STREET INTERSECTION	540,000	-	-	-	-	-	-	540,000
27860	51ST STREET NEIGHBORHOOD GREENWAY	50,000	-	-	-	-	-	-	50,000
27900	PRAIRIE AVE FROM 28TH ST TO 44TH PA	294,000	-	-	-	-	-	-	294,000
28080	INTELLIGENT TRANSPORT SYSTEM	18,776,260	-	-	-	-	-	-	18,776,260
60177	SOUTH BEACH PEDESTRIAN ZONES	950,000	-	-	-	-	-	-	950,000
60222	NORTH BEACH GREENWAYS PHASE III	-	-	1,170,220	-	-	-	-	1,170,220
60257	BAY DRIVE NEIGHBORHOOD GREENWAY	100,000	-	-	-	-	-	-	100,000
60327	10TH STREET NEIGHBORHOOD GREENWAY	-	-	1,494,000	-	-	-	-	1,494,000
60817	SAFE ROUTES-BISCAYNE ELEMENTARY	70,628	-	-	-	-	-	-	70,628
62517	MERIDIAN AVENUE BICYCLE LANES	250,000	-	-	-	-	-	-	250,000
62521	NORTH BEACH GREENWAYS- PHASE II	-	604,230	-	-	-	-	-	604,230
62717	73RD STREET PROTECTED BIKE LANES	239,000	-	-	-	-	-	-	239,000
64190	ENTRANCE SIGNS TO NORTH BEACH	749,000	(691,000)	691,000	-	-	-	-	749,000
65221	PINE TREE DRIVE AND 46TH STREET	-	603,603	-	-	-	-	-	603,603
65321	PRAIRIE AVENUE AND 44TH STREET/CHASE	-	84,420	519,183	-	-	-	-	603,603
65518	JEFFERSON AVE & 15TH ST BEACONS	74,200	-	-	-	-	-	-	74,200
68419	GO#42: TRAFFIC CALMING	1,500,000	-	500,000	-	-	-	-	2,000,000
68619	GO#43: BIKE LANES & SHARED USE PATH	2,500,000	-	1,200,000	-	-	1,300,000	-	5,000,000
69820	NORTH BEACH GREENWAYS PHASE I	448,625	-	-	-	-	-	-	448,625
		72,481,567	601,253	6,398,650	947,000	1,500,000	3,280,000	5,431,000	90,639,470
	TOTAL:	77,695,000	601,253	6,673,650	947,000	1,500,000	3,280,000	5,431,000	96,127,903
UTILITIES									
ENVIRONMENT SUSTAINABILITY									
62619	ENERGY SUB-METERS IN MUN. BUILDINGS	68,000	-	-	-	-	-	-	68,000
PW ADMINISTRATION									
20124	ALLISON ISLAND NORTH	-	-	-	-	6,154,321	-	-	6,154,321
20224	NORMANDY SHORES	-	-	-	-	29,147,027	-	-	29,147,027
20323	LA GORCE ISLAND	-	-	-	-	9,104,921	-	-	9,104,921
20324	BELLE ISLE	-	-	-	-	4,550,621	-	-	4,550,621
20424	BISCAYNE BEACH	-	-	-	-	20,445,421	-	-	20,445,421
20524	BISCAYNE POINT	-	-	-	-	13,266,321	-	-	13,266,321
20624	CENTRAL BAYSHORE	-	-	-	-	7,963,400	-	-	7,963,400

MIAMIBEACH

FY 2021 - 2025 CAPITAL IMPROVEMENT PLAN BY PROGRAM
CITY OF MIAMI BEACH

PROJECT	PROGRAM	Previous Years	FY 2021	FY 2022	FY 2023	FY 2024	FY 2025	Future	Total
20724	INDIAN CREEK PARKWAY	-	-	-	-	9,217,121	-	-	9,217,121
20824	PARK VIEW ISLAND	-	-	-	-	4,759,121	-	-	4,759,121
20924	STAR ISLAND	-	-	-	-	6,032,621	-	-	6,032,621
21122	SUNSET ISLAND 1	-	-	-	5,319,421	-	-	-	5,319,421
21222	SUNSET ISLAND 2	-	-	-	7,446,121	-	-	-	7,446,121
22320	LAKEVIEW NEIGHBORHOOD IMPROVEMENTS	-	-	41,000,000	-	-	-	-	41,000,000
22418	MT. SINAI STORMWATER PUMP STATION	-	-	19,727,421	-	-	-	-	19,727,421
60319	WATER METER REPLACEMENT PROGRAM	11,104,893	5,000,000	-	-	-	-	-	16,104,893
60419	DERM & EPA CONSENT DECREE	900,000	500,000	500,000	500,000	500,000	-	-	2,900,000
65421	VALVE REPLACEMENT PROGRAM	-	931,635	959,584	-	-	-	-	1,891,219
		12,004,893	**6,431,635**	**62,187,005**	**13,265,542**	**111,140,895**	**-**	**-**	**205,029,970**
PW ENGINEERING									
20527	FDOT UTILITES RELOCATION	677,529	400,000	50,000	50,000	16,000,000	-	-	17,177,529
20619	WASTE WATER STATIONS REHABILITATION	4,500,000	6,603,400	5,209,019	-	-	-	-	16,312,419
20719	SCADA AND PLC SYSTEMS	6,000,500	1,237,500	-	-	-	-	-	7,238,000
21220	INDIAN CREEK STREET DRAINAGE IMPROVMENTS	15,446,181	-	-	-	-	-	-	15,446,181
21720	DRAINAGE SYSTEM WATER QUALITY PILOT	500,000	-	-	-	-	-	-	500,000
23000	SUNSET HARBOUR PUMPSTATION UPGRADES	28,275,370	-	-	-	-	-	-	28,275,370
27370	54IN DIAMETER REDUNDANT SEWER FORCE	17,644,487	-	-	-	-	-	-	17,644,487
28120	WATER PUMP STATIONS IMPROVEMENTS	1,000,000	4,595,000	4,710,396	-	-	-	-	10,305,396
28220	WASTEWATER MANHOLE REHABILITATION	1,500,000	1,545,000	1,591,350	1,639,091	1,688,263	-	-	7,963,704
28320	SEWER PUMP STATION ODOR CONTROL	850,600	-	-	-	-	-	-	850,600
28420	SWR PUMP STATION # 18 IMPROVEMENTS	700,000	700,000	-	-	-	-	-	1,400,000
28520	WATER & WASTEWATER MAINS AND REHAB	17,000,000	9,417,709	-	14,214,469	15,441,872	15,268,653	-	71,342,703
28920	BIOSWALE PILOT PROJECT	850,000	-	-	-	-	-	-	850,000
29820	STORM WATER OUTFALLS	2,000,000	-	-	-	-	-	-	2,000,000
68000	CLEAN WATER SYSTEM	7,500,000	-	-	-	-	-	-	7,500,000
		104,444,667	**24,498,609**	**11,560,765**	**15,903,560**	**33,130,135**	**15,268,653**	**-**	**204,806,389**
TRANSPORTATION									
22018	FIBER COMMUNICATIONS INSTALLATION	161,000	131,000	-	-	-	-	-	292,000
	TOTAL:	**115,678,560**	**31,061,244**	**73,747,770**	**29,169,102**	**144,271,030**	**15,268,653**	**-**	**410,196,359**
	GRAND TOTAL:	**1,650,058,301**	**60,181,145**	**577,247,480**	**201,493,972**	**186,949,621**	**139,763,753**	**107,554,000**	**2,923,248,272**

MIAMIBEACH

RESOLUTION NO. 652-2020

A RESOLUTION OF THE CHAIRPERSON AND MEMBERS OF THE MIAMI BEACH REDEVELOPMENT AGENCY (RDA) ADOPTING AND APPROPRIATING THE MIAMI BEACH REDEVELOPMENT AGENCY CAPITAL BUDGET FOR FISCAL YEAR 2021 AND ADOPTING THE CAPITAL IMPROVEMENT PLAN FOR FISCAL YEARS 2021-2025.

WHEREAS, the FY 2021 – FY 2025 Capital Improvement Plan ("CIP") for the Miami Beach Redevelopment Agency (RDA) is a five-year plan for public improvements and capital expenditures by the RDA; and

WHEREAS, the CIP is an official statement of public policy regarding long-range physical development in the City of Miami Beach; and

WHEREAS, the Capital Budget for FY 2021 itemizes project funds to be committed during the upcoming Fiscal Year and details expenditures for project components, which include architectural and engineering, construction, equipment, Art in Public Places, and other project costs; and

WHEREAS, the RDA Anchor Garage Capital Budget for FY 2021 total $1,301,560; and

WHEREAS, the projects to be appropriated in the FY 2021 RDA Capital Budget and CIP for FY 2021-2025 are set forth in Attachment "A," which is attached hereto and incorporated herein by reference.

NOW, THEREFORE, BE IT RESOLVED BY THE CHAIRPERSON AND MEMBERS OF THE MIAMI BEACH REDEVLOPMENT AGENCY, that the Chairperson and Members hereby adopt and appropriate the Miami Beach RDA Capital Budget for FY 2021 and adopt the Capital Improvement Plan for Fiscal Years 2021 through 2025, as set forth in Attachment "A."

PASSED AND ADOPTED this 29th day of September, 2020.

ATTEST:

10/1/2020

Rafael E. Granado, Secretary

Dan Gelber, Chairperson

STATE OF FLORIDA
COUNTY OF MIAMI-DADE

I, RAFAEL E. GRANADO, City Clerk of the City of Miami Beach, Florida, do hereby certify that the above and foregoing is a true and correct copy of the original thereof on file in this office.

WITNESS my hand and seal of said City this 1 day of October, 2020.

Rafael E. Granado
City Clerk of the City of Miami Beach, Florida

MIAMI BEACH INCORPORATED MARCH 26, 1915

APPROVED AS TO FORM & LANGUAGE & FOR EXECUTION

for 9-22-20

Redevelopment Agency General Counsel Date

RAP

ATTACHMENT A

MIAMIBEACH

FY 2021 - 2025 CAPITAL IMPROVEMENT PLAN BY FUNDING SUMMARY
CITY OF MIAMI BEACH

PROJECT	PROJECT NAME	Previous Years	FY 2021	FY 2022	FY 2023	FY 2024	FY 2025	Future	Total
164 RDA CITY CENTER RENEWAL & REPLACEMENT									
29300	LINCOLN RD LENOX-COLLINS W/SIDE STR	20,000,000	-	-	-	-	-	-	20,000,000
64819	COLONY THEATER - FIRE ALARM SYSTEM	78,000	-	-	-	-	-	-	78,000
66120	LINCOLN RD STONE RESTORATION	214,619	-	-	-	-	-	-	214,619
	Fund Total:	**20,292,619**	-	-	-	-	-	-	**20,292,619**
165 NON - TIF RDA FUND									
20197	CITY CENTER RESILIENCY ENHANCEMENTS	1,000,000	-	-	-	-	-	-	1,000,000
20200	TRANSPORTATION CAPITAL INITIATIVE	8,000,000	-	-	-	-	-	-	8,000,000
66120	LINCOLN RD STONE RESTORATION	153,381	-	-	-	-	-	-	153,381
	Fund Total:	**9,153,381**	-	-	-	-	-	-	**9,153,381**
309 RDA SERIES 2015A									
24550	BASS MUSEUM SPACE EXPANSION	3,750,000	-	-	-	-	-	-	3,750,000
28160	CONVENTION CENTER RENOVATION	268,602,420	-	-	-	-	-	-	268,602,420
28170	CONVENTION CENTER PARK	7,750,000	-	-	-	-	-	-	7,750,000
28180	CONVENTION CENTER - CARL FISHER	3,647,580	-	-	-	-	-	-	3,647,580
29310	CONVENTION CENTER LINCOLN RD CONNECTOR	10,000,000	-	-	-	-	-	-	10,000,000
29320	17TH STREET NORTH IMPROVEMENTS	2,000,000	-	-	-	-	-	-	2,000,000
	Fund Total:	**295,750,000**	-	-	-	-	-	-	**295,750,000**
365 CITY CENTER RDA CAP FUND									
23270	CITY CENTER COMMERCIAL DISTRICT BPB	13,539,610	-	-	-	-	-	-	13,539,610
23300	FLAMINGO NEIGHBORHOOD-SOUTH	18,932	-	-	-	-	-	-	18,932
23360	WEST AVE/BAY RD NEIGHBORHOOD	750,000	-	-	-	-	-	-	750,000
24550	BASS MUSEUM SPACE EXPANSION	3,750,000	-	-	-	-	-	-	3,750,000
25650	CITYWIDE CURB RAMP INSTALLATION	1,500	-	-	-	-	-	-	1,500
25980	BASS MUSEUM GENERATOR	117,816	-	-	-	-	-	-	117,816
26010	BASS MUSEUM HYDRAULIC ELEVATOR	66,127	-	-	-	-	-	-	66,127
27070	BEACHWALK LIGHTING RETRO	665,625	-	-	-	-	-	-	665,625
27600	SEAWALL-BOTANICAL GARDEN	1,208,662	-	-	-	-	-	-	1,208,662
27650	ALUMINUM STREETLIGHTING POLE REPLAC	168,060	-	-	-	-	-	-	168,060
27780	MIAMI CITY BALLET WINDOWS	126,799	-	-	-	-	-	-	126,799
28010	COLLINS PARK PARKING GARAGE	25,521,271	-	-	-	-	-	-	25,521,271
28160	CONVENTION CENTER RENOVATION	6,914,221	-	-	-	-	-	-	6,914,221
28180	CONVENTION CENTER - CARL FISHER	265,320	-	-	-	-	-	-	265,320
29300	LINCOLN RD LENOX-COLLINS W/SIDE STR	20,000,000	-	-	-	-	-	-	20,000,000
29500	COLLINS CANAL ENHANCEMENT PROJECT	2,999,999	-	-	-	-	-	-	2,999,999

ATTACHMENT A

MIAMIBEACH

FY 2021 - 2025 CAPITAL IMPROVEMENT PLAN BY FUNDING SUMMARY
CITY OF MIAMI BEACH

PROJECT	PROJECT NAME	Previous Years	FY 2021	FY 2022	FY 2023	FY 2024	FY 2025	Future	Total
29530	COLLINS PARK ANCILLARY IMPROVEMENTS	4,000,000	-	-	-	-	-	-	4,000,000
29880	LINCOLN RD MALL ADA PEDESTRIAN	87,500	-	-	-	-	-	-	87,500
65118	BASS MUSEUM - FIRE PUMP REPLACEMENT	72,000	-	-	-	-	-	-	72,000
	Fund Total:	**80,273,442**	**-**	**-**	**-**	**-**	**-**	**-**	**80,273,442**
463 RDA- GARAGE FUND									
20022	16TH ST.GARAGE-JOINT REPLACEMENT	-	-	200,000	-	-	-	-	200,000
20200	TRANSPORTATION CAPITAL INITIATIVE	7,000,000	-	-	-	-	-	-	7,000,000
21124	16TH ST GARAGE-EXTERIOR RENEWAL	-	-	-	-	400,000	-	-	400,000
28010	COLLINS PARK PARKING GARAGE	2,069,000	-	-	-	-	-	-	2,069,000
60023	16TH ST GARAGE-WATER DISTRIBUTION	-	-	-	75,000	-	-	-	75,000
60190	ANCHOR GARAGE ELEVATOR REPLACEMENT	357,995	-	-	-	-	-	-	357,995
60324	16TH STREET GARAGE-GENERATOR	-	-	-	-	250,000	-	-	250,000
61718	16TH STREET GARAGE FIRE SPRINKLER	300,000	1,144,000	-	-	-	-	-	1,444,000
61818	16TH STREET GARAGE STAIRWAYS	101,200	-	-	-	-	-	-	101,200
61918	16TH STREET GARAGE ROOF AND DECK	1,808,000	-	-	-	-	-	-	1,808,000
62422	16TH STREET GARAGE HVAC RENEWAL	-	-	33,850	-	-	-	-	33,850
62721	16TH STREET GARAGE-OFFICE/RESTROOM	-	-	30,000	-	-	-	-	30,000
62821	16TH STREET GARAGE-ROOF TOP RENEWAL	-	-	33,350	-	-	-	-	33,350
65019	16TH STREET GARAGE (ANCHOR) - PAINT	100,000	-	-	-	-	-	-	100,000
65521	16TH STREET CANVAS AWNING RENEWAL	-	56,560	-	-	-	-	-	56,560
66918	ANCHOR GAR.-FIRE ALARM REPLACEMENT	120,000	101,000	-	-	-	-	-	221,000
67018	ANCHOR GARAGE-STAIRWELL DOORS	27,000	-	-	-	-	-	-	27,000
67118	ANCHOR - INTERIOR FLOOR DRAINAGE	30,000	-	-	-	-	-	-	30,000
	Fund Total:	**11,913,195**	**1,301,560**	**297,200**	**75,000**	**650,000**	**-**	**-**	**14,236,955**
465 RDA-ANCHOR SHOPS FUND									
20200	TRANSPORTATION CAPITAL INITIATIVE	6,000,000	-	-	-	-	-	-	6,000,000
	Fund Total:	**6,000,000**	**-**	**-**	**-**	**-**	**-**	**-**	**6,000,000**
467 PENN GARAGE FUND									
20025	PENN GARAGE-ELEVATOR RENEWAL	-	-	218,000	-	-	500,000	-	718,000
26100	GARAGE SECURITY CAMERA SYSTEM	20,000	-	-	-	-	-	-	20,000
60025	PENN GARAGE-ROOFTOP-STAIRS ELEVATOR	-	-	-	-	-	40,000	-	40,000
60424	PENN GARAGE-GENERATOR RENEWAL	-	-	-	-	200,000	-	-	200,000
60524	PENN GARAGE-DOMESTIC WATER DISTRICT	-	-	-	-	75,000	-	-	75,000
60823	PENN GARAGE-FIRE SPRINKLER RENEWAL	-	-	-	300,000	-	-	-	300,000
60923	PENN GARAGE-FIRE PUMP REPLACEMENT	-	-	-	100,000	-	-	-	100,000

ATTACHMENT A

MIAMIBEACH

FY 2021 - 2025 CAPITAL IMPROVEMENT PLAN BY FUNDING SUMMARY
CITY OF MIAMI BEACH

PROJECT	PROJECT NAME	Previous Years	FY 2021	FY 2022	FY 2023	FY 2024	FY 2025	Future	Total
61023	PENN GARAGE-FIRE ALARM SYSTEM	-	-	-	35,000	-	-	-	35,000
63021	PENN GARAGE-HVAC RENEWAL	-	-	85,000	-	-	35,000	-	120,000
63121	PENN GARAGE-TRAFFIC COATING-RETAIL	-	-	99,990	-	-	-	-	99,990
64319	PENN GARAGE - NEW LIGHTING DISPLAY	135,000	-	-	-	-	-	-	135,000
67218	PENN GRGE-SEALING OF SUPERSTRUCTURE	25,000	-	-	-	-	-	-	25,000
67318	PENN GARAGE-INT.SURFACE RESTORATION	95,000	-	-	-	-	-	-	95,000
	Fund Total:	**275,000**	**-**	**402,990**	**435,000**	**275,000**	**575,000**	**-**	**1,962,990**
	Grand Total:	**423,657,537**	**1,301,560**	**700,190**	**510,000**	**925,000**	**575,000**	**-**	**427,669,387**