



**Elections**  
2700 NW 87th Avenue  
Miami, Florida 33172  
T 305-499-VOTE F 305-499-8547  
TTY: 305-499-8480

miamidade.gov

## CERTIFICATION

STATE OF FLORIDA)

COUNTY OF MIAMI-DADE)

I, Christina White, Supervisor of Elections for Miami-Dade County, Florida, do hereby certify that the attached is a true and correct copy of the Official Results for the Miami-Dade County General Election conducted on November 3, 2020, which included the **Miami Beach Special Election**:

**Referendum 1**

**Approval of use of \$55,000,000 from sale of City property for Marina Park Project**

**Referendum 2**

**City Charter approval of sale of City property and air rights for Marina Park Project**

**Referendum 3**

**City Charter approval of lease of City property for operation of Miami Beach Marina**

**Referendum 4**

**Ordinance authorizing reconstruction original floor plates interior historic buildings**

**Referendum 5**

**Floor Area Ratio Increase from 1.5 to 3.25 for Proposed Wolfsonian Arts District**

**Referendum 6**

**Ordinance excluding certain areas of a building from calculation of "floor area"**

WITNESS MY HAND AND

OFFICIAL SEAL, AT MIAMI,

MIAMI-DADE COUNTY, FLORIDA,

ON THIS 13<sup>TH</sup> DAY OF NOVEMBER, 2020

A blue ink signature of Christina White, written in a cursive style.

Christina White  
Supervisor of Elections  
Miami-Dade County

Enclosure

## SUMMARY REPT-GROUP DETAIL

Official General Election  
Miami-Dade County, FL  
November 3, 2020


Official Results

Run Date:11/13/20 03:58 PM

Report EL45A

Page 001

	TOTAL VOTES	%	ED	VBM	EV	PROV
PRECINCTS COUNTED (OF 866)	866	100.00				
REGISTERED VOTERS - TOTAL	1563,572					
BALLOTS CAST - TOTAL	1166,203		140,887	511,577	513,739	0
BALLOTS CAST - BLANK	68,604	5.88	12,861	19,638	36,105	0
VOTER TURNOUT - TOTAL		74.59				
VOTER TURNOUT - BLANK		4.39				
President and Vice President						
(VOTE FOR) 1						
Donald J. Trump (REP)	532,833	45.98	72,624	181,515	278,694	0
Joseph R. Biden (DEM)	617,864	53.31	65,297	321,372	231,195	0
Jo Jorgensen (LPF)	3,329	.29	609	1,611	1,109	0
Roque "Rocky" De La Fuente (REF)	602	.05	106	347	149	0
Gloria La Riva (PSL)	579	.05	119	256	204	0
Howie Hawkins (GRE)	1,289	.11	239	674	376	0
Don Blankenship (CPF)	293	.03	64	150	79	0
WRITE-IN	2,129	.18	472	932	725	0
Total	1158,918		139,530	506,857	512,531	0
Over Votes	4,582		831	3,303	448	0
Under Votes	2,703		526	1,417	760	0
Representative Congress Dist 23						
(VOTE FOR) 1						
Carla Spalding (REP)	16,988	49.45	2,905	6,442	7,641	0
Debbie Wasserman Schultz (DEM)	17,299	50.35	1,639	10,730	4,930	0
WRITE-IN	68	.20	16	35	17	0
Total	34,355		4,560	17,207	12,588	0
Over Votes	34		4	23	7	0
Under Votes	1,699		411	619	669	0
Representative Congress Dist 24						
(VOTE FOR) 1						
Lavern Spicer (REP)	49,005	19.34	8,699	16,416	23,890	0
Frederica Wilson (DEM)	194,008	76.55	25,448	86,607	81,953	0
Christine Alexandria Olivo (NPA)	10,071	3.97	1,846	4,306	3,919	0
WRITE-IN	341	.13	65	123	153	0
Total	253,425		36,058	107,452	109,915	0
Over Votes	366		37	271	58	0
Under Votes	9,741		2,191	3,186	4,364	0
Representative Congress Dist 26						
(VOTE FOR) 1						
Carlos Gimenez (REP)	151,669	51.30	17,048	51,528	83,093	0
Debbie Guncarsel-Powell (DEM)	144,010	48.70	14,494	74,568	54,948	0
Total	295,679		31,542	126,096	138,041	0
Over Votes	111		11	61	39	0
Under Votes	8,694		1,532	2,594	4,568	0

Victoria Jover 11/13/20  
  
 11/13/20  
 M. White 11/13/20

## SUMMARY REPT-GROUP DETAIL

Official General Election  
Miami-Dade County, FL  
November 3, 2020

Official Results

Run Date:11/13/20 03:58 PM

Report EL45A

Page 001

	TOTAL VOTES	%	ED	VBM	EV	PROV
PRECINCTS COUNTED (OF 866)	866	100.00				
REGISTERED VOTERS - TOTAL	1563,572					
BALLOTS CAST - TOTAL	1166,203		140,887	511,577	513,739	0
BALLOTS CAST - BLANK	68,604	5.88	12,861	19,638	36,105	0
VOTER TURNOUT - TOTAL		74.59				
VOTER TURNOUT - BLANK		4.39				
President and Vice President						
(VOTE FOR) 1						
Donald J. Trump (REP)	532,833	45.98	72,624	181,515	278,694	0
Joseph R. Biden (DEM)	617,864	53.31	65,297	321,372	231,195	0
Jo Jorgensen (LPF)	3,329	.29	609	1,611	1,109	0
Roque "Rocky" De La Fuente (REF)	602	.05	106	347	149	0
Gloria La Riva (PSL)	579	.05	119	256	204	0
Howie Hawkins (GRE)	1,289	.11	239	674	376	0
Don Blankenship (CPF)	293	.03	64	150	79	0
WRITE-IN	2,129	.18	472	932	725	0
Total	1158,918		139,530	506,857	512,531	0
Over Votes	4,582		831	3,303	448	0
Under Votes	2,703		526	1,417	760	0
Representative Congress Dist 23						
(VOTE FOR) 1						
Carla Spalding (REP)	16,988	49.45	2,905	6,442	7,641	0
Debbie Wasserman Schultz (DEM)	17,299	50.35	1,639	10,730	4,930	0
WRITE-IN	68	.20	16	35	17	0
Total	34,355		4,560	17,207	12,588	0
Over Votes	34		4	23	7	0
Under Votes	1,699		411	619	669	0
Representative Congress Dist 24						
(VOTE FOR) 1						
Lavern Spicer (REP)	49,005	19.34	8,699	16,416	23,890	0
Frederica Wilson (DEM)	194,008	76.55	25,448	86,607	81,953	0
Christine Alexandria Olivo (NPA)	10,071	3.97	1,846	4,306	3,919	0
WRITE-IN	341	.13	65	123	153	0
Total	253,425		36,058	107,452	109,915	0
Over Votes	366		37	271	58	0
Under Votes	9,741		2,191	3,186	4,364	0
Representative Congress Dist 26						
(VOTE FOR) 1						
Carlos Gimenez (REP)	151,669	51.30	17,048	51,528	83,093	0
Debbie Mucarsel-Powell (DEM)	144,010	48.70	14,494	74,568	54,948	0
Total	295,679		31,542	126,096	138,041	0
Over Votes	111		11	61	39	0
Under Votes	8,694		1,532	2,594	4,568	0

## SUMMARY REPT-GROUP DETAIL

Official General Election  
Miami-Dade County, FL  
November 3, 2020

Official Results

Run Date:11/13/20 03:58 PM

Report EL45A

Page 002

	TOTAL VOTES	%	ED	VBM	EV	PROV
Representative Congress Dist 27						
(VOTE FOR) 1						
Maria Elvira Salazar (REP)	176,141	51.30	21,486	65,656	88,999	0
Donna Shalala (DEM)	166,758	48.57	12,854	94,631	59,273	0
WRITE-IN	457	.13	57	220	180	0
Total	343,356		34,397	160,507	148,452	0
Over Votes	262		33	195	34	0
Under Votes	7,050		1,311	2,820	2,919	0

State Senator Dist 35						
(VOTE FOR) 1						
Shevrin "Shev" Jones (DEM)	90,854	97.28	11,940	39,871	39,043	0
WRITE-IN	2,537	2.72	411	917	1,209	0
Total	93,391		12,351	40,788	40,252	0
Over Votes	81		4	62	15	0
Under Votes	13,820		2,346	4,604	6,870	0

## State Senator Dist 37

(VOTE FOR) 1

Ileana Garcia (REP)	
Jose Javier Rodriguez (DEM)	
Alex Rodriguez (NPA)	
Total	
Over Votes	
Under Votes	

See Certificate of County Canvassing Board,  
Miami-Dade County

## State Senator Dist 39

(VOTE FOR) 1

Ana Maria Rodriguez (REP)	97,439	55.43	11,466	33,924	52,049	0
Javier E. Fernandez (DEM)	75,752	43.09	8,114	38,474	29,164	0
Celso D. Alfonso (NPA)	2,605	1.48	453	1,148	1,004	0
Total	175,796		20,033	73,546	82,217	0
Over Votes	61		11	33	17	0
Under Votes	6,901		1,225	2,010	3,666	0

## State Representative Dist 103

(VOTE FOR) 1

Tom Fabricio (REP)	34,640	62.61	4,893	11,062	18,685	0
Cindy Polo (DEM)	20,686	37.39	2,707	11,108	6,871	0
Total	55,326		7,600	22,170	25,556	0
Over Votes	15		4	6	5	0
Under Votes	2,795		657	841	1,297	0

## State Representative Dist 105

(VOTE FOR) 1

David Borrero (REP)	21,708	55.72	2,528	7,682	11,498	0
Maureen Porras (DEM)	17,249	44.28	1,666	9,334	6,249	0
Total	38,957		4,194	17,016	17,747	0
Over Votes	9		2	4	3	0
Under Votes	1,872		344	545	983	0

## SUMMARY REPT-GROUP DETAIL

Official General Election  
Miami-Dade County, FL  
November 3, 2020

Official Results

Run Date:11/13/20 03:58 PM

Report EL45A

Page 003

	TOTAL VOTES	%	ED	VBM	EV	PROV
State Representative Dist 110						
(VOTE FOR) 1						
Alex Rizo (REP)	34,023	59.78	5,033	11,571	17,419	0
Annette Collazo (DEM)	22,891	40.22	3,399	12,244	7,248	0
Total	56,914		8,432	23,815	24,667	0
Over Votes	21		6	12	3	0
Under Votes	3,099		758	929	1,412	0
State Representative Dist 111						
(VOTE FOR) 1						
Bryan Avila (REP)	32,443	64.87	5,443	12,569	14,431	0
Ross Elde Hancock (DEM)	17,567	35.13	2,568	9,600	5,399	0
Total	50,010		8,011	22,169	19,830	0
Over Votes	19		3	13	3	0
Under Votes	4,612		1,042	1,399	2,171	0
State Representative Dist 112						
(VOTE FOR) 1						
Bruno A. Barreiro (REP)	35,515	46.99	4,215	13,766	17,534	0
Nicholas Xavier Duran (DEM)	40,063	53.01	3,020	22,445	14,598	0
Total	75,578		7,235	36,211	32,132	0
Over Votes	17		2	11	4	0
Under Votes	4,019		638	1,634	1,747	0
State Representative Dist 114						
(VOTE FOR) 1						
Demi Busatta Cabrera (REP)	43,443	54.39	4,563	16,307	22,573	0
Jean-Pierre Bado (DEM)	36,434	45.61	2,483	20,661	13,290	0
Total	79,877		7,046	36,968	35,863	0
Over Votes	15		0	8	7	0
Under Votes	4,409		550	1,747	2,112	0
State Representative Dist 115						
(VOTE FOR) 1						
Vance Aloupis (REP)	47,544	57.31	5,128	17,779	24,637	0
Francessca Cesti-Browne (DEM)	35,412	42.69	2,328	20,813	12,271	0
Total	82,956		7,456	38,592	36,908	0
Over Votes	8		0	6	2	0
Under Votes	4,533		551	1,821	2,161	0
State Representative Dist 116						
(VOTE FOR) 1						
Daniel A. Perez (REP)	48,804	62.68	4,956	19,163	24,685	0
Bob Lynch (DEM)	28,924	37.15	2,266	17,371	9,287	0
WRITE-IN	139	.18	20	63	56	0
Total	77,867		7,242	36,597	34,028	0
Over Votes	42		3	32	7	0
Under Votes	4,216		596	1,587	2,033	0

## SUMMARY REPT-GROUP DETAIL

Official General Election  
Miami-Dade County, FL  
November 3, 2020

Official Results

Run Date:11/13/20 03:58 PM

Report EL45A

Page 004

	TOTAL VOTES	%	ED	VBM	EV	PROV
State Representative Dist 118						
(VOTE FOR) 1						
Anthony Rodriguez (REP) . . . . .	47,017	60.06	5,361	16,790	24,866	0
Ricky Junquera (DEM) . . . . .	31,261	39.94	2,491	18,044	10,726	0
Total . . . . .	78,278		7,852	34,834	35,592	0
Over Votes . . . . .	19		4	10	5	0
Under Votes . . . . .	3,761		579	1,295	1,887	0
State Representative Dist 119						
(VOTE FOR) 1						
Juan Fernandez-Barquin (REP) . . . . .	50,810	65.32	4,947	18,698	27,165	0
Imtiaz Ahmad Mohammad (DEM) . . . . .	26,979	34.68	1,991	15,124	9,864	0
Total . . . . .	77,789		6,938	33,822	37,029	0
Over Votes . . . . .	13		1	7	5	0
Under Votes . . . . .	4,234		598	1,473	2,163	0
State Representative Dist 120						
(VOTE FOR) 1						
James "Jim" Vernon Mooney Jr (REP) . . . . .	19,206	52.26	2,777	5,686	10,743	0
Clint Barras (DEM) . . . . .	17,544	47.74	1,828	8,952	6,764	0
Total . . . . .	36,750		4,605	14,638	17,507	0
Over Votes . . . . .	11		1	8	2	0
Under Votes . . . . .	2,080		375	633	1,072	0
Clerk of Circuit Court						
(VOTE FOR) 1						
Harvey Ruvin (DEM) . . . . .	758,958	73.18	83,563	372,396	302,999	0
Rubin Young (NPA) . . . . .	278,088	26.82	37,297	97,819	142,972	0
Total . . . . .	1,037,046		120,860	470,215	445,971	0
Over Votes . . . . .	472		41	243	188	0
Under Votes . . . . .	125,179		19,986	37,613	67,580	0
Justice of Supreme Court						
(VOTE FOR) 1						
Yes . . . . .	670,893	66.42	83,336	275,359	312,198	0
No. . . . .	339,189	33.58	35,126	178,372	125,691	0
Total . . . . .	1,010,082		118,462	453,731	437,889	0
Over Votes . . . . .	416		38	246	132	0
Under Votes . . . . .	152,199		22,387	54,094	75,718	0
3rdDistCrtAppeal Monica Gordo						
(VOTE FOR) 1						
Yes . . . . .	739,283	73.96	86,864	324,153	328,266	0
No. . . . .	260,246	26.04	30,217	125,735	104,294	0
Total . . . . .	999,529		117,081	449,888	432,560	0
Over Votes . . . . .	353		34	203	116	0
Under Votes . . . . .	162,815		23,772	57,980	81,063	0

## SUMMARY REPT-GROUP DETAIL

Official General Election  
Miami-Dade County, FL  
November 3, 2020

Official Results

Run Date:11/13/20 03:58 PM

Report EL45A

Page 005

	TOTAL VOTES	%	ED	VBM	EV	PROV
3rdDistCrtAppeal Eric William Hendon						
(VOTE FOR) 1						
Yes . . . . .	743,037	75.25	84,526	336,634	321,877	0
No. . . . .	244,428	24.75	30,819	109,117	104,492	0
Total . . . . .	987,465		115,345	445,751	426,369	0
Over Votes . . . . .	321		26	192	103	0
Under Votes . . . . .	174,911		25,516	62,128	87,267	0
3rdDistCrtAppeal Fleur Jeannine Lobree						
(VOTE FOR) 1						
Yes . . . . .	716,956	72.92	83,010	317,868	316,078	0
No. . . . .	266,298	27.08	31,800	125,965	108,533	0
Total . . . . .	983,254		114,810	443,833	424,611	0
Over Votes . . . . .	291		22	193	76	0
Under Votes . . . . .	179,152		26,055	64,045	89,052	0
3rdDistCrtAppeal Thomas Logue						
(VOTE FOR) 1						
Yes . . . . .	715,528	72.79	82,804	318,460	314,264	0
No. . . . .	267,437	27.21	32,006	125,949	109,482	0
Total . . . . .	982,965		114,810	444,409	423,746	0
Over Votes . . . . .	268		25	162	81	0
Under Votes . . . . .	179,464		26,052	63,500	89,912	0
3rdDistCrtAppeal Bronwyn Catherine Miller						
(VOTE FOR) 1						
Yes . . . . .	739,930	75.08	86,116	331,758	322,056	0
No. . . . .	245,653	24.92	29,038	113,628	102,987	0
Total . . . . .	985,583		115,154	445,386	425,043	0
Over Votes . . . . .	209		21	138	50	0
Under Votes . . . . .	176,905		25,712	62,547	88,646	0
County Commissioner Dist 3						
(VOTE FOR) 1						
Keon Hardemon . . . . .	44,037	66.72	7,496	18,099	18,442	0
Gepsie M. Metellus . . . . .	21,970	33.28	2,878	9,517	9,575	0
Total . . . . .	66,007		10,374	27,616	28,017	0
Over Votes . . . . .	45		10	23	12	0
Under Votes . . . . .	7,847		1,487	2,462	3,898	0
County Commissioner Dist 5						
(VOTE FOR) 1						
Renier Diaz de la Portilla . . . . .	34,386	47.52	4,626	14,336	15,424	0
Eileen Higgins . . . . .	37,982	52.48	3,569	20,365	14,048	0
Total . . . . .	72,368		8,195	34,701	29,472	0
Over Votes . . . . .	34		4	24	6	0
Under Votes . . . . .	10,077		1,711	3,508	4,858	0

## SUMMARY REPT-GROUP DETAIL

Official General Election  
Miami-Dade County, FL  
November 3, 2020

Official Results

Run Date:11/13/20 03:58 PM

Report EL45A

Page 006

	TOTAL VOTES	%	ED	VBM	EV	PROV
County Commissioner Dist 7						
(VOTE FOR) 1						
Cindy Lerner . . . . .	51,547	49.38	3,462	28,955	19,130	0
Raquel Regalado . . . . .	52,848	50.62	5,108	22,285	25,455	0
Total . . . . .	104,395		8,570	51,240	44,585	0
Over Votes . . . . .	33		2	19	12	0
Under Votes . . . . .	11,283		1,583	4,227	5,473	0
County Commissioner Dist 9						
(VOTE FOR) 1						
Elvis R. Maldonado . . . . .	36,636	46.27	4,550	14,563	17,523	0
Kionne McGhee . . . . .	42,535	53.73	4,946	19,837	17,752	0
Total . . . . .	79,171		9,496	34,400	35,275	0
Over Votes . . . . .	31		7	13	11	0
Under Votes . . . . .	8,393		1,226	2,450	4,717	0
County Mayor						
(VOTE FOR) 1						
Esteban Bovo . . . . .	492,053	46.03	62,707	178,372	250,974	0
Daniella Levine Cava. . . . .	576,970	53.97	61,245	298,459	217,266	0
Total . . . . .	1,069,023		123,952	476,831	468,240	0
Over Votes . . . . .	366		31	238	97	0
Under Votes . . . . .	93,308		16,904	31,002	45,402	0
School Board Member Dist 3						
(VOTE FOR) 1						
Lucia Baez-Geller. . . . .	64,340	61.01	7,594	32,004	24,742	0
Russ Rywell. . . . .	41,118	38.99	4,663	20,590	15,865	0
Total . . . . .	105,458		12,257	52,594	40,607	0
Over Votes . . . . .	24		1	15	8	0
Under Votes . . . . .	24,940		3,909	9,660	11,371	0
School Board Member Dist 5						
(VOTE FOR) 1						
Christi Fraga . . . . .	51,934	55.66	6,188	23,494	22,252	0
Mara Zapata. . . . .	41,369	44.34	5,191	21,295	14,883	0
Total . . . . .	93,303		11,379	44,789	37,135	0
Over Votes . . . . .	32		3	19	10	0
Under Votes . . . . .	20,376		3,110	7,230	10,036	0
School Board Member Dist 9						
(VOTE FOR) 1						
Dennis C. Moss. . . . .	61,417	48.05	6,855	25,310	29,252	0
Luisa Santos . . . . .	66,413	51.95	7,262	30,917	28,234	0
Total . . . . .	127,830		14,117	56,227	57,486	0
Over Votes . . . . .	49		3	34	12	0
Under Votes . . . . .	17,221		2,265	5,740	9,216	0



## SUMMARY REPT-GROUP DETAIL

Official General Election  
Miami-Dade County, FL  
November 3, 2020

Official Results

Run Date:11/13/20 03:58 PM

Report EL45A Page 007

	TOTAL VOTES	%	ED	VBM	EV	PROV
<b>Aventura Commissioner Seat 1</b>						
(VOTE FOR) 1						
Linda Marks. . . . .	10,112	65.82	983	5,585	3,544	0
Barry David Silverstein. . . . .	5,251	34.18	561	2,712	1,978	0
Total . . . . .	15,363		1,544	8,297	5,522	0
Over Votes . . . . .	3		0	3	0	0
Under Votes . . . . .	3,325		461	1,421	1,443	0
<b>Aventura Commissioner Seat 5</b>						
(VOTE FOR) 1						
Rachel Saltzman Friedland . . . . .	7,822	49.50	824	4,206	2,792	0
Joshua Mandall. . . . .	3,151	19.94	308	1,659	1,184	0
Gladys Mezrahi. . . . .	4,828	30.56	492	2,543	1,793	0
Total . . . . .	15,801		1,624	8,408	5,769	0
Over Votes . . . . .	12		0	10	2	0
Under Votes . . . . .	2,878		381	1,303	1,194	0
<b>Biscayne Park Commissioner</b>						
(VOTE FOR) 3						
William Abreu . . . . .	301	8.97	65	149	87	0
Arturo Jose Gonzalez. . . . .	659	19.63	126	338	195	0
Judi Hamelburg. . . . .	636	18.95	125	332	179	0
Alfred Jonas . . . . .	396	11.80	70	200	126	0
MacDonald Kennedy. . . . .	957	28.51	199	484	274	0
William Tudor . . . . .	408	12.15	97	185	126	0
Total . . . . .	3,357		682	1,688	987	0
Over Votes . . . . .	0		0	0	0	0
Under Votes . . . . .	1,926		461	712	753	0
<b>Cutler Bay Vice Mayor</b>						
(VOTE FOR) 1						
Michael P. Callahan . . . . .	12,508	62.20	995	6,041	5,472	0
Sean Salazar . . . . .	5,302	26.37	534	1,946	2,822	0
David Zoll . . . . .	2,299	11.43	328	1,038	933	0
Total . . . . .	20,109		1,857	9,025	9,227	0
Over Votes . . . . .	15		1	7	7	0
Under Votes . . . . .	2,836		315	977	1,544	0
<b>Cutler Bay Res Area Council Member Seat 2</b>						
(VOTE FOR) 1						
Suzy Lord . . . . .	6,119	30.82	438	3,042	2,639	0
Jose Rodriguez. . . . .	6,822	34.36	736	2,558	3,528	0
Melyssa S. Sueiro. . . . .	2,640	13.30	235	1,217	1,188	0
Debbie R. Waks. . . . .	4,271	21.51	427	2,089	1,755	0
Total . . . . .	19,852		1,836	8,906	9,110	0
Over Votes . . . . .	13		1	6	6	0
Under Votes . . . . .	3,095		336	1,097	1,662	0

## SUMMARY REPT-GROUP DETAIL

Official General Election  
Miami-Dade County, FL  
November 3, 2020

Official Results

Run Date:11/13/20 03:58 PM

Report EL45A Page 008

	TOTAL VOTES	%	ED	VBM	EV	PROV
<b>Doral Mayor</b>						
(VOTE FOR) 1						
Juan Carlos "JC" Bermudez . . . . .	16,061	69.86	1,641	7,660	6,760	0
Victor Camara . . . . .	4,409	19.18	619	1,560	2,230	0
Emmanuel "Manny" Sarmiento. . . . .	2,520	10.96	307	1,144	1,069	0
Total . . . . .	22,990		2,567	10,364	10,059	0
Over Votes . . . . .	11		2	6	3	0
Under Votes . . . . .	1,420		250	469	701	0
<b>Doral Councilmember Seat 1</b>						
(VOTE FOR) 1						
Claudia Mariaca . . . . .	13,756	63.48	1,446	6,919	5,391	0
Rafael Pineyro. . . . .	7,913	36.52	941	3,018	3,954	0
Total . . . . .	21,669		2,387	9,937	9,345	0
Over Votes . . . . .	7		1	3	3	0
Under Votes . . . . .	2,745		431	899	1,415	0
<b>Doral Councilmember Seat 3</b>						
(VOTE FOR) 1						
Alberto Chavez. . . . .	4,793	22.54	442	2,490	1,861	0
Juan Carlos Esquivel. . . . .	7,078	33.28	853	2,763	3,462	0
Oscar Puig . . . . .	9,397	44.18	1,039	4,493	3,865	0
Total . . . . .	21,268		2,334	9,746	9,188	0
Over Votes . . . . .	10		1	7	2	0
Under Votes . . . . .	3,143		484	1,086	1,573	0
<b>Key Biscayne Village Council</b>						
(VOTE FOR) 3						
Jennifer Allegra . . . . .	1,749	11.13	204	842	703	0
Matt Bramson . . . . .	978	6.22	125	522	331	0
Franklin H. Caplan . . . . .	2,053	13.06	230	1,112	711	0
Armando Chapelli . . . . .	1,290	8.21	179	525	586	0
Reynaldo Figueredo . . . . .	1,466	9.33	228	605	633	0
Michael Kelly . . . . .	1,609	10.24	207	846	556	0
Louisa Lincoln Conway . . . . .	1,250	7.95	151	621	478	0
Allison McCormick. . . . .	2,065	13.14	202	1,130	733	0
Brett G. Moss . . . . .	2,109	13.42	235	1,177	697	0
Oscar Sardinas. . . . .	1,146	7.29	171	493	482	0
Total . . . . .	15,715		1,932	7,873	5,910	0
Over Votes . . . . .	39		9	21	9	0
Under Votes . . . . .	3,977		726	1,667	1,584	0
<b>Medley Mayor</b>						
(VOTE FOR) 1						
Roberto Martell . . . . .	343	59.04	137	127	79	0
Lily Stefano . . . . .	238	40.96	64	150	24	0
Total . . . . .	581		201	277	103	0
Over Votes . . . . .	0		0	0	0	0
Under Votes . . . . .	4		2	0	2	0

## SUMMARY REPT-GROUP DETAIL

Official General Election  
Miami-Dade County, FL  
November 3, 2020

Official Results

Run Date:11/13/20 03:58 PM

Report EL45A

Page 009

	TOTAL VOTES	%	ED	VBM	EV	PROV
<b>Medley Council Member(s)</b>						
<b>(VOTE FOR) 2</b>						
Evelyn Bassaure . . . . .	63	6.77	32	19	12	0
Griselia DiGiacomo . . . . .	176	18.90	71	59	46	0
Yessenia Martinez . . . . .	244	26.21	72	140	32	0
Ivan A. Pacheco . . . . .	263	28.25	91	131	41	0
Lourdes Rodriguez . . . . .	166	17.83	40	111	15	0
Gerardo "Gerry" Silva Jr . . . . .	19	2.04	6	8	5	0
Total . . . . .	931		312	468	151	0
Over Votes . . . . .	2		2	0	0	0
Under Votes . . . . .	237		92	86	59	0
<b>Medley Council Member</b>						
<b>(VOTE FOR) 1</b>						
Lizelh Ayala . . . . .	258	45.83	70	147	41	0
Carlos Alexander Benedetto . . . . .	102	18.12	53	29	20	0
Karina Pacheco . . . . .	203	36.06	70	96	37	0
Total . . . . .	563		193	272	98	0
Over Votes . . . . .	0		0	0	0	0
Under Votes . . . . .	22		10	5	7	0
<b>Miami Gardens Mayor</b>						
<b>(VOTE FOR) 1</b>						
Rodney Harris . . . . .	28,344	58.88	3,719	11,364	13,261	0
Sharon Pritchett . . . . .	19,793	41.12	2,526	9,853	7,414	0
Total . . . . .	48,137		6,245	21,217	20,675	0
Over Votes . . . . .	30		4	16	10	0
Under Votes . . . . .	3,254		468	1,099	1,687	0
<b>Mia Gardens Res Area Council Member Seat 1</b>						
<b>(VOTE FOR) 1</b>						
Shannon Campbell . . . . .	7,678	100.00	1,187	3,481	3,010	0
**Candidate Withdrew** . . . . .	0	0.00	0	0	0	0
Total . . . . .	7,678		1,187	3,481	3,010	0
Over Votes . . . . .	4		0	4	0	0
Under Votes . . . . .	3,426		524	1,495	1,407	0
<b>Mia Gardens Res Area Council Member Seat 3</b>						
<b>(VOTE FOR) 1</b>						
Shannan "Lady" Ighodaro . . . . .	7,750	62.43	848	3,215	3,687	0
Patricia "Pat" Wright . . . . .	4,663	37.57	636	2,276	1,751	0
Total . . . . .	12,413		1,484	5,491	5,438	0
Over Votes . . . . .	4		1	2	1	0
Under Votes . . . . .	837		108	288	441	0
<b>Mia Gardens Res Area Council Member Seat 5</b>						
<b>(VOTE FOR) 1</b>						
Linda Julien . . . . .	27,124	56.75	3,563	11,015	12,546	0
Andre Williams . . . . .	20,673	43.25	2,605	10,093	7,975	0
Total . . . . .	47,797		6,168	21,108	20,521	0
Over Votes . . . . .	23		0	19	4	0
Under Votes . . . . .	3,601		549	1,205	1,847	0

## SUMMARY REPT-GROUP DETAIL

Official General Election  
Miami-Dade County, FL  
November 3, 2020

Official Results

Run Date:11/13/20 03:58 PM

Report EL45A

Page 010

	TOTAL VOTES	%	ED	VBM	EV	PROV
Miami Lakes Councilmember Seat 1						
(VOTE FOR) 1						
Tony Fernandez . . . . .	8,419	52.55	856	3,555	4,008	0
Nayib Hassan . . . . .	7,603	47.45	698	2,910	3,995	0
Total . . . . .	16,022		1,554	6,465	8,003	0
Over Votes . . . . .	11		1	8	2	0
Under Votes . . . . .	1,365		178	480	707	0
Miami Lakes Councilmember Seat 3						
(VOTE FOR) 1						
Ray Garcia . . . . .	7,770	49.42	755	3,030	3,985	0
Marilyn Ruano . . . . .	7,953	50.58	769	3,385	3,799	0
Total . . . . .	15,723		1,524	6,415	7,784	0
Over Votes . . . . .	8		0	2	6	0
Under Votes . . . . .	1,667		209	536	922	0
North Miami Beach Group 1 Mayor						
(VOTE FOR) 1						
Anthony "Tony" DeFillipo . . . . .	10,532	68.42	1,619	4,549	4,364	0
Bruce Kusens . . . . .	4,861	31.58	706	2,316	1,839	0
Total . . . . .	15,393		2,325	6,865	6,203	0
Over Votes . . . . .	7		0	5	2	0
Under Votes . . . . .	1,751		351	546	854	0
North Miami Beach Group 3 Commissioner						
(VOTE FOR) 1						
Ruth Abeckjerr . . . . .	1,525	10.30	269	719	537	0
Henry Raphael Dube . . . . .	1,836	12.40	379	626	831	0
Daniela Jean . . . . .	4,971	33.57	731	2,079	2,161	0
Ketley Joachim . . . . .	2,070	13.98	271	912	887	0
Margaret "Margie" Love . . . . .	2,774	18.73	334	1,522	918	0
Dianne Weiss Raulson . . . . .	1,633	11.03	240	737	656	0
Total . . . . .	14,809		2,224	6,595	5,990	0
Over Votes . . . . .	52		10	24	18	0
Under Votes . . . . .	2,290		442	797	1,051	0
North Miami Beach Group 5 Commissioner						
(VOTE FOR) 1						
McKenzie Fleurimond . . . . .	10,298	70.02	1,424	4,578	4,296	0
Liliya Spektor . . . . .	4,410	29.98	751	2,034	1,625	0
Total . . . . .	14,708		2,175	6,612	5,921	0
Over Votes . . . . .	1		0	1	0	0
Under Votes . . . . .	2,442		501	803	1,138	0
North Miami Beach Group 7 Commissioner						
(VOTE FOR) 1						
Michael Joseph . . . . .	9,889	64.87	1,352	4,437	4,100	0
Antonio Ortega . . . . .	5,355	35.13	932	2,356	2,067	0
Total . . . . .	15,244		2,284	6,793	6,167	0
Over Votes . . . . .	7		2	4	1	0
Under Votes . . . . .	1,900		390	619	891	0

## SUMMARY REPT-GROUP DETAIL

Official General Election  
Miami-Dade County, FL  
November 3, 2020

Official Results

Run Date:11/13/20 03:58 PM

Report EL45A

Page 011

	TOTAL VOTES	%	ED	VBM	EV	PROV
<b>Opa-locka Commissioners</b>						
(VOTE FOR) 2						
Randolph Aikens . . . . .	405	5.63	90	179	136	0
Christina Banks . . . . .	698	9.70	110	357	231	0
Sherelean V. Bass. . . . .	1,063	14.77	238	446	379	0
Audrey Dominguez . . . . .	879	12.21	150	444	285	0
Timothy Holmes. . . . .	614	8.53	117	265	232	0
Dorothy Johnson . . . . .	878	12.20	185	416	277	0
John "The Juice" Taylor. . . . .	1,265	17.57	292	515	458	0
Veronica Williams. . . . .	1,396	19.39	229	630	537	0
Total . . . . .	7,198		1,411	3,252	2,535	0
Over Votes . . . . .	32		4	18	10	0
Under Votes . . . . .	3,550		645	1,266	1,639	0
<b>Palmetto Bay Vice Mayor</b>						
(VOTE FOR) 1						
Alan "AlJohn" Farquharson . . . . .	1,737	12.79	166	795	776	0
Edward "Ed" Silva. . . . .	5,179	38.14	483	2,322	2,374	0
Leanne Tellam . . . . .	6,662	49.06	430	3,660	2,572	0
Total . . . . .	13,578		1,079	6,777	5,722	0
Over Votes . . . . .	4		0	2	2	0
Under Votes . . . . .	1,675		206	689	780	0
<b>Palmetto Bay Council Member Seat 2</b>						
(VOTE FOR) 1						
Steve Cody . . . . .	6,901	51.87	606	3,341	2,954	0
David M. Singer . . . . .	6,403	48.13	459	3,284	2,660	0
Total . . . . .	13,304		1,065	6,625	5,614	0
Over Votes . . . . .	7		0	4	3	0
Under Votes . . . . .	1,946		220	839	887	0
<b>Pinecrest Councilmember Seat 1</b>						
(VOTE FOR) 1						
Anna Hochkammer . . . . .	7,449	71.51	395	4,266	2,788	0
Harry Speizer . . . . .	2,967	28.49	216	1,344	1,407	0
Total . . . . .	10,416		611	5,610	4,195	0
Over Votes . . . . .	7		0	4	3	0
Under Votes . . . . .	1,204		116	470	618	0
<b>Pinecrest Councilmember Seat 3</b>						
(VOTE FOR) 1						
Shannon Del Prado. . . . .	6,512	60.66	322	3,739	2,451	0
Laura McNaughton . . . . .	4,224	39.34	316	1,938	1,970	0
Total . . . . .	10,736		638	5,677	4,421	0
Over Votes . . . . .	1		0	1	0	0
Under Votes . . . . .	890		89	406	395	0
<b>Sunny Isles Beach Res Area Comm Seat 1</b>						
(VOTE FOR) 1						
Justen S. Fischer. . . . .	3,243	45.01	613	1,354	1,276	0
Larisa Svechin. . . . .	3,962	54.99	734	1,826	1,402	0
Total . . . . .	7,205		1,347	3,180	2,678	0
Over Votes . . . . .	3		1	1	1	0
Under Votes . . . . .	1,594		438	505	651	0

## SUMMARY REPT-GROUP DETAIL

Official General Election  
Miami-Dade County, FL  
November 3, 2020

Official Results

Run Date:11/13/20 03:58 PM

Report EL45A Page 012

	TOTAL VOTES	%	ED	VBM	EV	PROV
<b>Sunny Isles Beach Res Area Comm Seat 3</b>						
(VOTE FOR) 1						
Greg Capra . . . . .	2,060	27.41	438	759	863	0
Dana Goldman . . . . .	3,979	52.94	684	1,868	1,427	0
Fabiola Stuyvesant . . . . .	1,477	19.65	331	643	503	0
Total . . . . .	7,516		1,453	3,270	2,793	0
Over Votes . . . . .	5		3	0	2	0
Under Votes . . . . .	1,281		330	416	535	0
<b>Hemingway Point Community Dev Dist Seat 1</b>						
(VOTE FOR) 1						
Cheryll Angell . . . . .	264	62.12	17	109	138	0
Roy Louis Spallone . . . . .	161	37.88	20	60	81	0
Total . . . . .	425		37	169	219	0
Over Votes . . . . .	0		0	0	0	0
Under Votes . . . . .	44		7	10	27	0
<b>Lakes Bay South Community Dev Dist Seat 2</b>						
(VOTE FOR) 1						
William Augustine Pacetti III. . . . .	1,312	53.79	84	596	632	0
John Soleo . . . . .	1,127	46.21	88	456	583	0
Total . . . . .	2,439		172	1,052	1,215	0
Over Votes . . . . .	0		0	0	0	0
Under Votes . . . . .	469		44	185	240	0
<b>Majorca Isles Community Dev Dist Seat 1</b>						
(VOTE FOR) 1						
Ernice L. Elie-Sturup . . . . .	309	53.55	40	128	141	0
Josianne Stewart . . . . .	268	46.45	32	96	140	0
Total . . . . .	577		72	224	281	0
Over Votes . . . . .	1		0	1	0	0
Under Votes . . . . .	28		7	9	12	0
<b>S. Dade Venture Community Dev Dist Seat 1</b>						
(VOTE FOR) 1						
Curtis Cooper . . . . .	1,492	56.69	277	541	674	0
Juan A. Rosa . . . . .	1,140	43.31	217	429	494	0
Total . . . . .	2,632		494	970	1,168	0
Over Votes . . . . .	3		1	0	2	0
Under Votes . . . . .	473		71	146	256	0
<b>S. Dade Venture Community Dev Dist Seat 4</b>						
(VOTE FOR) 1						
Eduardo Alonso. . . . .	754	28.63	145	226	383	0
Jessica Cabrera . . . . .	1,880	71.37	349	745	786	0
Total . . . . .	2,634		494	971	1,169	0
Over Votes . . . . .	2		1	0	1	0
Under Votes . . . . .	472		71	145	256	0

## SUMMARY REPT-GROUP DETAIL

Official General Election  
Miami-Dade County, FL  
November 3, 2020

Official Results

Run Date:11/13/20 03:58 PM

Report EL45A

Page 013

	TOTAL VOTES	%	ED	VBM	EV	PROV
S. Dade Venture Community Dev Dist Seat 5						
(VOTE FOR) 1						
Maycol Enriquez . . . . .	1,059	40.81	171	382	506	0
Victor Valladares. . . . .	1,536	59.19	310	581	645	0
Total . . . . .	2,595		481	963	1,151	0
Over Votes . . . . .	0		0	0	0	0
Under Votes . . . . .	513		85	153	275	0
Stonegate Community Dev Dist Seat 1						
(VOTE FOR) 1						
Alberto Eiras . . . . .	596	66.44	206	152	238	0
Raider Ferro . . . . .	301	33.56	45	134	122	0
Total . . . . .	897		251	286	360	0
Over Votes . . . . .	0		0	0	0	0
Under Votes . . . . .	169		37	48	84	0
Constitutional Amendment 1						
(VOTE FOR) 1						
Yes . . . . .	819,860	77.17	101,770	347,432	370,658	0
No. . . . .	242,587	22.83	21,689	122,050	98,848	0
Total . . . . .	1,062,447		123,459	469,482	469,506	0
Over Votes . . . . .	642		44	387	211	0
Under Votes . . . . .	99,608		17,384	38,202	44,022	0
Constitutional Amendment 2						
(VOTE FOR) 1						
Yes . . . . .	752,370	70.55	87,149	358,348	306,873	0
No. . . . .	314,076	29.45	36,777	113,411	163,888	0
Total . . . . .	1,066,446		123,926	471,759	470,761	0
Over Votes . . . . .	642		45	334	263	0
Under Votes . . . . .	95,609		16,916	35,978	42,715	0
Constitutional Amendment 3						
(VOTE FOR) 1						
Yes . . . . .	606,088	58.27	79,257	278,534	248,297	0
No. . . . .	434,014	41.73	40,864	183,956	209,194	0
Total . . . . .	1,040,102		120,121	462,490	457,491	0
Over Votes . . . . .	578		29	362	187	0
Under Votes . . . . .	122,017		20,737	45,219	56,061	0
Constitutional Amendment 4						
(VOTE FOR) 1						
Yes . . . . .	472,922	44.99	68,378	186,082	218,462	0
No. . . . .	578,203	55.01	54,932	280,987	242,284	0
Total . . . . .	1,051,125		123,310	467,069	460,746	0
Over Votes . . . . .	641		33	389	219	0
Under Votes . . . . .	103,434		17,520	33,231	52,683	0

## SUMMARY REPT-GROUP DETAIL

Official General Election  
Miami-Dade County, FL  
November 3, 2020

Official Results

Run Date:11/13/20 03:58 PM

Report EL45A

Page 014

	TOTAL VOTES	%	ED	VBM	EV	PROV
Constitutional Amendment 5						
(VOTE FOR) 1						
Yes . . . . .	777,733	74.40	90,437	350,047	337,249	0
No. . . . .	267,667	25.60	32,435	115,602	119,630	0
Total . . . . .	1045,400		122,872	465,649	456,879	0
Over Votes . . . . .	497		45	242	210	0
Under Votes . . . . .	109,303		17,946	34,798	56,559	0
Constitutional Amendment 6						
(VOTE FOR) 1						
Yes . . . . .	958,656	89.91	111,953	427,742	418,961	0
No. . . . .	107,554	10.09	13,029	45,759	48,766	0
Total . . . . .	1066,210		124,982	473,501	467,727	0
Over Votes . . . . .	446		40	255	151	0
Under Votes . . . . .	88,544		15,841	26,933	45,770	0
County Referendum 1						
(VOTE FOR) 1						
Yes . . . . .	754,383	73.72	84,347	353,274	316,762	0
No. . . . .	268,991	26.28	33,801	103,939	131,251	0
Total . . . . .	1023,374		118,148	457,213	448,013	0
Over Votes . . . . .	436		37	249	150	0
Under Votes . . . . .	131,390		22,678	43,227	65,485	0
County Referendum 2						
(VOTE FOR) 1						
Yes . . . . .	808,689	78.40	90,323	374,474	343,892	0
No. . . . .	222,805	21.60	28,706	86,203	107,896	0
Total . . . . .	1031,494		119,029	460,677	451,788	0
Over Votes . . . . .	434		38	240	156	0
Under Votes . . . . .	123,272		21,796	39,772	61,704	0
County Referendum 3						
(VOTE FOR) 1						
Yes . . . . .	501,486	48.83	65,517	223,914	212,055	0
No. . . . .	525,560	51.17	52,876	235,640	237,044	0
Total . . . . .	1027,046		118,393	459,554	449,099	0
Over Votes . . . . .	464		45	268	151	0
Under Votes . . . . .	127,690		22,425	40,867	64,398	0
Bal Harbour Referendum						
(VOTE FOR) 1						
Yes . . . . .	1,139	77.38	157	600	382	0
No. . . . .	333	22.62	54	186	93	0
Total . . . . .	1,472		211	786	475	0
Over Votes . . . . .	0		0	0	0	0
Under Votes . . . . .	239		40	121	78	0



## SUMMARY REPT-GROUP DETAIL

Official General Election  
Miami-Dade County, FL  
November 3, 2020

Official Results

Run Date:11/13/20 03:58 PM

Report EL45A

Page 015

	TOTAL VOTES	%	ED	VBM	EV	PROV
Doral Referendum 1						
(VOTE FOR) 1						
Yes . . . . .	14,285	68.01	1,551	6,707	6,027	0
No. . . . .	6,718	31.99	704	2,945	3,069	0
Total . . . . .	21,003		2,255	9,652	9,096	0
Over Votes . . . . .	8		1	3	4	0
Under Votes . . . . .	3,321		564	1,095	1,662	0
Doral Referendum 2						
(VOTE FOR) 1						
Yes . . . . .	12,323	58.45	1,400	5,610	5,313	0
No. . . . .	8,760	41.55	856	4,115	3,789	0
Total . . . . .	21,083		2,256	9,725	9,102	0
Over Votes . . . . .	8		0	6	2	0
Under Votes . . . . .	3,241		564	1,019	1,658	0
Doral Referendum 3						
(VOTE FOR) 1						
Yes . . . . .	14,220	65.67	1,507	6,546	6,167	0
No. . . . .	7,433	34.33	846	3,345	3,242	0
Total . . . . .	21,653		2,353	9,891	9,409	0
Over Votes . . . . .	12		1	5	6	0
Under Votes . . . . .	2,667		466	854	1,347	0
Doral Referendum 4						
(VOTE FOR) 1						
Yes . . . . .	14,560	64.50	1,635	6,603	6,322	0
No. . . . .	8,015	35.50	895	3,654	3,466	0
Total . . . . .	22,575		2,530	10,257	9,788	0
Over Votes . . . . .	8		0	5	3	0
Under Votes . . . . .	1,716		290	478	948	0
Doral Referendum 5						
(VOTE FOR) 1						
Yes . . . . .	9,336	42.62	1,095	4,373	3,868	0
No. . . . .	12,567	57.38	1,337	5,674	5,556	0
Total . . . . .	21,903		2,432	10,047	9,424	0
Over Votes . . . . .	11		1	7	3	0
Under Votes . . . . .	2,385		387	686	1,312	0
Doral Referendum 6						
(VOTE FOR) 1						
Yes . . . . .	7,567	34.32	977	3,241	3,349	0
No. . . . .	14,483	65.68	1,465	6,841	6,177	0
Total . . . . .	22,050		2,442	10,082	9,526	0
Over Votes . . . . .	6		0	4	2	0
Under Votes . . . . .	2,243		378	654	1,211	0

## SUMMARY REPT-GROUP DETAIL

Official General Election  
Miami-Dade County, FL  
November 3, 2020

Official Results

Run Date:11/13/20 03:58 PM

Report EL45A Page 016

	TOTAL VOTES	%	ED	VBM	EV	PROV
<b>Key Biscayne Referendum</b>						
(VOTE FOR) 1						
For Bonds . . . . .	3,465	56.55	410	1,795	1,260	0
Against Bonds . . . . .	2,662	43.45	389	1,187	1,086	0
Total . . . . .	6,127		799	2,982	2,346	0
Over Votes . . . . .	2		0	2	0	0
Under Votes . . . . .	413		90	169	154	0
<b>Miami Beach Referendum 1</b>						
(VOTE FOR) 1						
Yes . . . . .	19,861	57.25	2,081	10,205	7,575	0
No. . . . .	14,833	42.75	1,607	6,590	6,636	0
Total . . . . .	34,694		3,688	16,795	14,211	0
Over Votes . . . . .	35		3	23	9	0
Under Votes . . . . .	4,134		704	1,549	1,881	0
<b>Miami Beach Referendum 2</b>						
(VOTE FOR) 1						
Yes . . . . .	16,933	48.90	1,846	8,610	6,477	0
No. . . . .	17,692	51.10	1,814	8,194	7,684	0
Total . . . . .	34,625		3,660	16,804	14,161	0
Over Votes . . . . .	30		4	18	8	0
Under Votes . . . . .	4,208		731	1,545	1,932	0
<b>Miami Beach Referendum 3</b>						
(VOTE FOR) 1						
Yes . . . . .	18,589	52.36	2,092	9,349	7,148	0
No. . . . .	16,912	47.64	1,781	7,807	7,324	0
Total . . . . .	35,501		3,873	17,156	14,472	0
Over Votes . . . . .	27		2	17	8	0
Under Votes . . . . .	3,267		519	1,150	1,598	0
<b>Miami Beach Referendum 4</b>						
(VOTE FOR) 1						
Yes . . . . .	23,240	66.80	2,625	11,122	9,493	0
No. . . . .	11,553	33.20	1,176	5,684	4,693	0
Total . . . . .	34,793		3,801	16,806	14,186	0
Over Votes . . . . .	24		1	12	11	0
Under Votes . . . . .	3,978		592	1,505	1,881	0
<b>Miami Beach Referendum 5</b>						
(VOTE FOR) 1						
Yes . . . . .	21,998	63.69	2,458	10,659	8,881	0
No. . . . .	12,541	36.31	1,292	6,092	5,157	0
Total . . . . .	34,539		3,750	16,751	14,038	0
Over Votes . . . . .	24		2	16	6	0
Under Votes . . . . .	4,232		642	1,556	2,034	0

## SUMMARY REPT-GROUP DETAIL

Official General Election  
Miami-Dade County, FL  
November 3, 2020

Official Results

Run Date:11/13/20 03:58 PM

Report EL45A Page 017

	TOTAL VOTES	%	ED	VBM	EV	PROV
<b>Miami Beach Referendum 6</b>						
(VOTE FOR) 1						
Yes . . . . .	20,328	60.54	2,376	9,532	8,420	0
No. . . . .	13,249	39.46	1,183	6,758	5,308	0
Total . . . . .	33,577		3,559	16,290	13,728	0
Over Votes . . . . .	21		0	13	8	0
Under Votes . . . . .	5,197		835	2,020	2,342	0
<b>Palmetto Bay Referendum 1</b>						
(VOTE FOR) 1						
Yes . . . . .	5,887	45.90	527	2,723	2,637	0
No. . . . .	6,939	54.10	513	3,622	2,804	0
Total . . . . .	12,826		1,040	6,345	5,441	0
Over Votes . . . . .	6		0	3	3	0
Under Votes . . . . .	2,363		246	1,055	1,062	0
<b>Palmetto Bay Referendum 2</b>						
(VOTE FOR) 1						
Yes . . . . .	5,834	43.32	563	2,533	2,738	0
No. . . . .	7,632	56.68	529	4,130	2,973	0
Total . . . . .	13,466		1,092	6,663	5,711	0
Over Votes . . . . .	14		0	10	4	0
Under Votes . . . . .	1,715		194	730	791	0
<b>Palmetto Bay Referendum 3</b>						
(VOTE FOR) 1						
Yes . . . . .	5,481	42.34	477	2,625	2,379	0
No. . . . .	7,463	57.66	569	3,795	3,099	0
Total . . . . .	12,944		1,046	6,420	5,478	0
Over Votes . . . . .	6		0	2	4	0
Under Votes . . . . .	2,245		240	981	1,024	0
<b>Palmetto Bay Referendum 4</b>						
(VOTE FOR) 1						
Yes . . . . .	12,427	89.67	1,003	6,203	5,221	0
No. . . . .	1,431	10.33	127	632	672	0
Total . . . . .	13,858		1,130	6,835	5,893	0
Over Votes . . . . .	13		0	8	5	0
Under Votes . . . . .	1,324		156	560	608	0
<b>Palmetto Bay Referendum 5</b>						
(VOTE FOR) 1						
Yes . . . . .	8,944	66.87	744	4,495	3,705	0
No. . . . .	4,432	33.13	352	2,165	1,915	0
Total . . . . .	13,376		1,096	6,660	5,620	0
Over Votes . . . . .	8		2	4	2	0
Under Votes . . . . .	1,786		186	730	870	0

## SUMMARY REPT-GROUP DETAIL

Official General Election  
Miami-Dade County, FL  
November 3, 2020

Official Results

Run Date:11/13/20 03:58 PM

Report EL45A Page 018

	TOTAL VOTES	%	ED	VBM	EV	PROV
Palmetto Bay Referendum 6						
(VOTE FOR) 1						
Yes . . . . .	10,295	75.12	760	5,376	4,159	0
No. . . . .	3,409	24.88	372	1,445	1,592	0
Total . . . . .	13,704		1,132	6,821	5,751	0
Over Votes . . . . .	5		0	3	2	0
Under Votes . . . . .	1,461		152	570	739	0
Palmetto Bay Referendum 7						
(VOTE FOR) 1						
Yes . . . . .	12,983	93.38	1,055	6,548	5,380	0
No. . . . .	920	6.62	98	369	453	0
Total . . . . .	13,903		1,153	6,917	5,833	0
Over Votes . . . . .	1		0	1	0	0
Under Votes . . . . .	1,266		131	476	659	0
South Miami Referendum 1						
(VOTE FOR) 1						
Yes . . . . .	2,940	48.95	316	1,407	1,217	0
No. . . . .	3,066	51.05	256	1,574	1,236	0
Total . . . . .	6,006		572	2,981	2,453	0
Over Votes . . . . .	5		0	3	2	0
Under Votes . . . . .	624		95	245	284	0
South Miami Referendum 2						
(VOTE FOR) 1						
Yes . . . . .	3,983	66.01	375	2,019	1,589	0
No. . . . .	2,051	33.99	197	979	875	0
Total . . . . .	6,034		572	2,998	2,464	0
Over Votes . . . . .	2		0	1	1	0
Under Votes . . . . .	599		95	230	274	0
Surfside Referendum 1						
(VOTE FOR) 1						
Yes . . . . .	2,035	72.94	251	1,001	783	0
No. . . . .	755	27.06	110	387	258	0
Total . . . . .	2,790		361	1,388	1,041	0
Over Votes . . . . .	3		0	0	3	0
Under Votes . . . . .	250		49	89	112	0
Surfside Referendum 2						
(VOTE FOR) 1						
Yes . . . . .	1,980	73.74	245	1,042	693	0
No. . . . .	705	26.26	100	300	305	0
Total . . . . .	2,685		345	1,342	998	0
Over Votes . . . . .	3		0	1	2	0
Under Votes . . . . .	355		65	134	156	0

SUMMARY REPT-GROUP DETAIL

Official General Election  
Miami-Dade County, FL  
November 3, 2020

Official Results

Run Date:11/13/20 03:58 PM

Report EL45A

Page 019

	TOTAL VOTES	%	ED	VBM	EV	PROV
Surfside Referendum 3						
(VOTE FOR) 1						
Yes . . . . .	2,055	77.84	260	1,066	729	0
No. . . . .	585	22.16	78	253	254	0
Total . . . . .	2,640		338	1,319	983	0
Over Votes . . . . .	0		0	0	0	0
Under Votes . . . . .	403		72	158	173	0

\*\*\* Official Results \*\*\*  
**CERTIFICATE OF COUNTY CANVASSING BOARD**  
**MIAMI-DADE COUNTY**

We, the undersigned, VICTORIA FERRER, County Judge, MILENA ABREU, County Judge, CHRISTINA WHITE, Supervisor of Elections, constituting the Board of County Canvassers in and for said County, do hereby certify that we met on the Thirteenth day of November, 2020 A.D., and proceeded publicly to canvass the votes given for the several offices and persons herein specified at the **General** held on the Third day of November, 2020 A.D., as shown by the returns on file in the office of the Supervisor of Elections. We do hereby certify from said returns as follows:

For Electors for President, the whole number of votes cast was 1,156,816 of which number the nominated electors for

Donald J. Trump / Michael R. Pence (REP)	received	532,833 votes
Joseph R. Biden / Kamala D. Harris (DEM)	received	617,864 votes
Jo Jorgensen / Jeremy "Spike" Cohen (LPF)	received	3,329 votes
Roque "Rocky" De La Fuente / Darcy G. Richardson (REF)	received	602 votes
Gloria La Riva / Sunil Freeman (PSL)	received	579 votes
Howie Hawkins / Angela Nicole Walker (GRE)	received	1,289 votes
Don Blankenship / William Mohr (CPF)	received	293 votes
Brian Carroll / Amar Patel (WRI)	received	18 votes
Shawn Howard / Alyssa Howard (WRI)	received	0 votes
Michael A. Laboch / Raechelle Pope (WRI)	received	0 votes
Jade Simmons and Melissa Nixon (WRI)	received	7 votes
Angela Marie Walls-Windhauser / Charles Frederick Tolbert (WRI)	received	0 votes
Kasey Wells / Rachel Wells (WRI)	received	2 votes

For Representative in Congress, District 23, the whole number of votes cast was 34,295 of which

Carla Spalding (REP)	received	16,988 votes
Debbie Wasserman Schultz (DEM)	received	17,299 votes
Demetrius "DB" Fugate (WRI)	received	4 votes
Jeff Olson (WRI)	received	4 votes

For Representative in Congress, District 24, the whole number of votes cast was 253,107 of which

Lavern Spicer (REP)	received	49,005 votes
Frederica Wilson (DEM)	received	194,008 votes
Christine Alexandria Olivo (NPA)	received	10,071 votes
Howard Knepper (WRI)	received	14 votes
Hector Rivera (WRI)	received	9 votes

\*\*\* Official Results \*\*\*  
**CERTIFICATE OF COUNTY CANVASSING BOARD**  
**MIAMI-DADE COUNTY**

For Representative in Congress, District 26, the whole number of votes cast was 295,679 of which

Carlos Gimenez (REP)	received	151,669 votes
Debbie Mucarsel-Powell (DEM)	received	144,010 votes

For Representative in Congress, District 27, the whole number of votes cast was 342,975 of which

Maria Elvira Salazar (REP)	received	176,141 votes
Donna Shalala (DEM)	received	166,758 votes
Frank E. Polo Sr (WRI)	received	76 votes

For State Senator, District 35, the whole number of votes cast was 91,105 of which

Shevrin "Shev" Jones (DEM)	received	90,854 votes
Darien Hill (WRI)	received	251 votes

For State Senator, District 37, the whole number of votes cast was 215,610 of which

Ileana Garcia (REP)	received	104,630 votes
Jose Javier Rodriguez (DEM)	received	104,598 votes
Alex Rodriguez (NPA)	received	6,382 votes

For State Senator, District 39, the whole number of votes cast was 175,796 of which

Ana Maria Rodriguez (REP)	received	97,439 votes
Javier E. Fernandez (DEM)	received	75,752 votes
Celso D. Alfonso (NPA)	received	2,605 votes

For State Representative, District 103, the whole number of votes cast was 55,326 of which

Tom Fabricio (REP)	received	34,640 votes
Cindy Polo (DEM)	received	20,686 votes

For State Representative, District 105, the whole number of votes cast was 38,957 of which

David Borrero (REP)	received	21,708 votes
Maureen Porras (DEM)	received	17,249 votes

\*\*\* Official Results \*\*\*  
**CERTIFICATE OF COUNTY CANVASSING BOARD**  
**MIAMI-DADE COUNTY**

For State Representative, District 110, the whole number of votes cast was 56,914 of which

Alex Rizo (REP)	received	34,023 votes
Annette Collazo (DEM)	received	22,891 votes

For State Representative, District 111, the whole number of votes cast was 50,010 of which

Bryan Avila (REP)	received	32,443 votes
Ross Elde Hancock (DEM)	received	17,567 votes

For State Representative, District 112, the whole number of votes cast was 75,578 of which

Bruno A. Barreiro (REP)	received	35,515 votes
Nicholas Xavier Duran (DEM)	received	40,063 votes

For State Representative, District 114, the whole number of votes cast was 79,877 of which

Demi Busatta Cabrera (REP)	received	43,443 votes
Jean-Pierre Bado (DEM)	received	36,434 votes

For State Representative, District 115, the whole number of votes cast was 82,956 of which

Vance Aloupis (REP)	received	47,544 votes
Francesca Cesti-Browne (DEM)	received	35,412 votes

For State Representative, District 116, the whole number of votes cast was 77,739 of which

Daniel A. Perez (REP)	received	48,804 votes
Bob Lynch (DEM)	received	28,924 votes
Manuel Rodriguez (WRI)	received	11 votes

For State Representative, District 118, the whole number of votes cast was 78,278 of which

Anthony Rodriguez (REP)	received	47,017 votes
Ricky Junquera (DEM)	received	31,261 votes



\*\*\* Official Results \*\*\*  
**CERTIFICATE OF COUNTY CANVASSING BOARD**  
**MIAMI-DADE COUNTY**

For State Representative, District 119, the whole number of votes cast was 77,789 of which

Juan Fernandez-Barquin (REP)	received	50,810 votes
Imtiaz Ahmad Mohammad (DEM)	received	26,979 votes




For State Representative, District 120, the whole number of votes cast was 36,750 of which

James "Jim" Vernon Mooney Jr (REP)	received	19,206 votes
Clint Barras (DEM)	received	17,544 votes

For Clerk of the Circuit Court, the whole number of votes cast was 1,037,046 of which

Harvey Ruvin (DEM)	received	758,958 votes
Rubin Young (NPA)	received	278,088 votes

We Certify that pursuant to Section 102.112, Florida Statutes, the canvassing board has compared the number of persons who voted with the number of ballots counted and that the certification includes all valid votes cast in the election.


COUNTY JUDGE

COUNTY JUDGE

SUPERVISOR OF ELECTIONS

\*\*\* Official Results \*\*\*  
**CERTIFICATE OF COUNTY CANVASSING BOARD**  
**MIAMI-DADE COUNTY**

We, the undersigned, VICTORIA FERRER, County Judge, MILENA ABREU, County Judge, CHRISTINA WHITE, Supervisor of Elections, constituting the Board of County Canvassers in and for said County, do hereby certify that we met on the Thirteenth day of November, 2020 A.D., and proceeded publicly to canvass the votes given for the several offices and persons herein specified at the **Nonpartisan** held on the Third day of November, 2020 A.D., as shown by the returns on file in the office of the Supervisor of Elections. We do hereby certify from said returns as follows:

Retention of Justice Carlos G. Muñiz of the Supreme Court

Yes 670,893 votes  
No 339,189 votes

Retention of Judge Monica Gordo of the Third District Court of Appeal

Yes 739,283 votes  
No 260,246 votes

Retention of Judge Eric William Hendon of the Third District Court of Appeal

Yes 743,037 votes  
No 244,428 votes

Retention of Judge Fleur Jeannine Lobree of the Third District Court of Appeal

Yes 716,956 votes  
No 266,298 votes

Retention of Judge Thomas Logue of the Third District Court of Appeal

Yes 715,528 votes  
No 267,437 votes

Retention of Judge Bronwyn Catherine Miller of the Third District Court of Appeal

Yes 739,930 votes  
No 245,653 votes

\*\*\* Official Results \*\*\*  
**CERTIFICATE OF COUNTY CANVASSING BOARD**  
**MIAMI-DADE COUNTY**

For School Board, District 3, the whole number of votes cast was  
105,458 of which

Lucia Baez-Geller	received	64,340 votes
Russ Rywell	received	41,118 votes

For School Board, District 5, the whole number of votes cast was 93,303  
of which

Christi Fraga	received	51,934 votes
Mara Zapata	received	41,369 votes

For School Board, District 9, the whole number of votes cast was  
127,830 of which

Dennis C. Moss	received	61,417 votes
Luisa Santos	received	66,413 votes

For County Commissioner, District 3, the whole number of votes cast  
was 66,007 of which

Keon Hardemon	received	44,037 votes
Gepsie M. Metellus	received	21,970 votes

For County Commissioner, District 5, the whole number of votes cast  
was 72,368 of which

Renier Diaz de la Portilla	received	34,386 votes
Eileen Higgins	received	37,982 votes

For County Commissioner, District 7, the whole number of votes cast  
was 104,395 of which

Cindy Lerner	received	51,547 votes
Raquel Regalado	received	52,848 votes

For County Commissioner, District 9, the whole number of votes cast  
was 79,171 of which

Elvis R. Maldonado	received	36,636 votes
Kionne McGhee	received	42,535 votes

\*\*\* Official Results \*\*\*  
**CERTIFICATE OF COUNTY CANVASSING BOARD**  
**MIAMI-DADE COUNTY**

For Mayor, the whole number of votes cast was 1,069,023 of which

Esteban Bovo	received	492,053 votes
Daniella Levine Cava	received	576,970 votes

For Aventura Commissioner Seat 1, the whole number of votes cast was 15,363 of which

Linda Marks	received	10,112 votes
Barry David Silverstein	received	5,251 votes

For Aventura Commissioner Seat 5, the whole number of votes cast was 15,801 of which

Rachel Saltzman Friedland	received	7,822 votes
Joshua Mandall	received	3,151 votes
Gladys Mezrahi	received	4,828 votes

For Biscayne Park Commissioner, the whole number of votes cast was 3,357 of which

William Abreu	received	301 votes
Arturo Jose Gonzalez	received	659 votes
Judi Hamelburg	received	636 votes
Alfred Jonas	received	396 votes
MacDonald Kennedy	received	957 votes
William Tudor	received	408 votes

For Cutler Bay Vice Mayor, the whole number of votes cast was 20,109 of which

Michael P. Callahan	received	12,508 votes
Sean Salazar	received	5,302 votes
David Zoll	received	2,299 votes

For Cutler Bay Res Area Council Member Seat 2, the whole number of votes cast was 19,852 of which

Suzy Lord	received	6,119 votes
Jose Rodriguez	received	6,822 votes
Melyssa S. Sueiro	received	2,640 votes
Debbie R. Waks	received	4,271 votes

\*\*\* Official Results \*\*\*  
**CERTIFICATE OF COUNTY CANVASSING BOARD**  
**MIAMI-DADE COUNTY**

For Doral Mayor, the whole number of votes cast was 22,990 of which

Juan Carlos "JC" Bermudez	received	16,061 votes
Victor Camara	received	4,409 votes
Emmanuel "Manny" Sarmiento	received	2,520 votes

For Doral Councilmember Seat 1, the whole number of votes cast was 21,669 of which

Claudia Mariaca	received	13,756 votes
Rafael Pineyro	received	7,913 votes

For Doral Councilmember Seat 3, the whole number of votes cast was 21,268 of which

Alberto Chavez	received	4,793 votes
Juan Carlos Esquivel	received	7,078 votes
Oscar Puig	received	9,397 votes

For Key Biscayne Village Council, the whole number of votes cast was 15,715 of which

Jennifer Allegra	received	1,749 votes
Matt Bramson	received	978 votes
Franklin H. Caplan	received	2,053 votes
Armando Chapelli	received	1,290 votes
Reynaldo Figueredo	received	1,466 votes
Michael Kelly	received	1,609 votes
Louisa Lincoln Conway	received	1,250 votes
Allison McCormick	received	2,065 votes
Brett G. Moss	received	2,109 votes
Oscar Sardinas	received	1,146 votes

For Medley Mayor, the whole number of votes cast was 581 of which

Roberto Martell	received	343 votes
Lily Stefano	received	238 votes

\*\*\* Official Results \*\*\*  
**CERTIFICATE OF COUNTY CANVASSING BOARD**  
**MIAMI-DADE COUNTY**

For Medley Council Member(s), the whole number of votes cast was 931 of which

Evelyn Bassaure	received	63 votes
Griselia DiGiacomo	received	176 votes
Yesenia Martinez	received	244 votes
Ivan A. Pacheco	received	263 votes
Lourdes Rodriguez	received	166 votes
Gerardo "Gerry" Silva Jr	received	19 votes

For Medley Council Member, the whole number of votes cast was 563 of which

Lizelh Ayala	received	258 votes
Carlos Alexander Benedetto	received	102 votes
Karina Pacheco	received	203 votes

For Miami Gardens Mayor, the whole number of votes cast was 48,137 of which

Rodney Harris	received	28,344 votes
Sharon Pritchett	received	19,793 votes

For Mia Gardens Res Area Council Member Seat 3, the whole number of votes cast was 12,413 of which

Shannan "Lady" Ighodaro	received	7,750 votes
Patricia "Pat" Wright	received	4,663 votes

For Mia Gardens Res Area Council Member Seat 5, the whole number of votes cast was 47,797 of which

Linda Julien	received	27,124 votes
Andre Williams	received	20,673 votes

For Miami Lakes Councilmember Seat 1, the whole number of votes cast was 16,022 of which

Tony Fernandez	received	8,419 votes
Nayib Hassan	received	7,603 votes

\*\*\* Official Results \*\*\*  
**CERTIFICATE OF COUNTY CANVASSING BOARD**  
**MIAMI-DADE COUNTY**

For Miami Lakes Councilmember Seat 3, the whole number of votes cast was 15,723 of which

Ray Garcia	received	7,770 votes
Marilyn Ruano	received	7,953 votes

For North Miami Beach Group 1 Mayor, the whole number of votes cast was 15,393 of which

Anthony "Tony" DeFillipo	received	10,532 votes
Bruce Kusens	received	4,861 votes

For North Miami Beach Group 3 Commissioner, the whole number of votes cast was 14,809 of which

Ruth Abeckjerr	received	1,525 votes
Henry Raphael Dube	received	1,836 votes
Daniela Jean	received	4,971 votes
Ketley Joachim	received	2,070 votes
Margaret "Margie" Love	received	2,774 votes
Dianne Weiss Raulson	received	1,633 votes

For North Miami Beach Group 5 Commissioner, the whole number of votes cast was 14,708 of which

McKenzie Fleurimond	received	10,298 votes
Liliya Spektor	received	4,410 votes

For North Miami Beach Group 7 Commissioner, the whole number of votes cast was 15,244 of which

Michael Joseph	received	9,889 votes
Antonio Ortega	received	5,355 votes

For Opa-locka Commissioners, the whole number of votes cast was 7,198 of which

Randolph Aikens	received	405 votes
Christina Banks	received	698 votes
Sherelean V. Bass	received	1,063 votes
Audrey Dominguez	received	879 votes
Timothy Holmes	received	614 votes
Dorothy Johnson	received	878 votes
John "The Juice" Taylor	received	1,265 votes

\*\*\* Official Results \*\*\*  
**CERTIFICATE OF COUNTY CANVASSING BOARD**  
**MIAMI-DADE COUNTY**

Veronica Williams	received	1,396 votes
-------------------	----------	-------------

For Palmetto Bay Vice Mayor, the whole number of votes cast was  
13,578 of which

Alan "AlJohn" Farquharson	received	1,737 votes
Edward "Ed" Silva	received	5,179 votes
Leanne Tellam	received	6,662 votes

For Palmetto Bay Council Member Seat 2, the whole number of votes  
cast was 13,304 of which

Steve Cody	received	6,901 votes
David M. Singer	received	6,403 votes

For Pinecrest Councilmember Seat 1, the whole number of votes cast was  
10,416 of which

Anna Hochkammer	received	7,449 votes
Harry Speizer	received	2,967 votes

For Pinecrest Councilmember Seat 3, the whole number of votes cast was  
10,736 of which

Shannon Del Prado	received	6,512 votes
Laura McNaughton	received	4,224 votes

For Sunny Isles Beach Res Area Comm Seat 1, the whole number of  
votes cast was 7,205 of which

Justen S. Fischer	received	3,243 votes
Larisa Svechin	received	3,962 votes

For Sunny Isles Beach Res Area Comm Seat 3, the whole number of  
votes cast was 7,516 of which

Greg Capra	received	2,060 votes
Dana Goldman	received	3,979 votes
Fabiola Stuyvesant	received	1,477 votes

For Hemingway Point Community Development District, Seat 1, the  
whole number of votes cast was 425 of which

Cheryll Angell	received	264 votes
----------------	----------	-----------



\*\*\* Official Results \*\*\*  
**CERTIFICATE OF COUNTY CANVASSING BOARD**  
**MIAMI-DADE COUNTY**

Roy Louis Spallone	received	161 votes
--------------------	----------	-----------

For Lakes by the Bay South Community Development District, Seat 2,  
the whole number of votes cast was 2,439 of which

William Augustine Pacetti III	received	1,312 votes
John Soleo	received	1,127 votes

For Majorca Isles Community Development District, Seat 1, the whole  
number of votes cast was 577 of which

Ernice L. Elie-Sturup	received	309 votes
Josianne Stewart	received	268 votes

For South Dade Venture Community Development District, Seat 1, the  
whole number of votes cast was 2,632 of which

Curtis Cooper	received	1,492 votes
Juan A. Rosa	received	1,140 votes

For South Dade Venture Community Development District, Seat 4, the  
whole number of votes cast was 2,634 of which

Eduardo Alonso	received	754 votes
Jessica Cabrera	received	1,880 votes

For South Dade Venture Community Development District, Seat 5, the  
whole number of votes cast was 2,595 of which


Maycol Enriquez	received	1,059 votes
Victor Valladares	received	1,536 votes

For Stonegate Community Development District, Seat 1, the whole  
number of votes cast was 897 of which


Alberto Eiras	received	596 votes
Raider Ferro	received	301 votes

\*\*\* Official Results \*\*\*  
**CERTIFICATE OF COUNTY CANVASSING BOARD**  
**MIAMI-DADE COUNTY**

We Certify that pursuant to Section 102.112, Florida Statutes, the canvassing board has compared the number of persons who voted with the number of ballots counted and that the certification includes all valid votes cast in the election.

  
\_\_\_\_\_  
COUNTY JUDGE

  
\_\_\_\_\_  
COUNTY JUDGE

  
\_\_\_\_\_  
SUPERVISOR OF ELECTIONS

\*\*\* Official Results \*\*\*  
**CERTIFICATE OF COUNTY CANVASSING BOARD**  
**MIAMI-DADE COUNTY**

We, the undersigned, VICTORIA FERRER, County Judge, MILENA ABREU, County Judge, CHRISTINA WHITE, Supervisor of Elections, constituting the Board of County Canvassers in and for said County, do hereby certify that we met on the Thirteenth day of November, 2020 A.D., and proceeded publicly to canvass the votes given for the several offices and persons herein specified at the **Nonpartisan** held on the Third day of November, 2020 A.D., as shown by the returns on file in the office of the Supervisor of Elections. We do hereby certify from said returns as follows:

Retention of Justice Carlos G. Muñiz of the Supreme Court

Yes 670,893 votes

No 339,189 votes

Retention of Judge Monica Gordo of the Third District Court of Appeal

Yes 739,283 votes

No 260,246 votes

Retention of Judge Eric William Hendon of the Third District Court of Appeal

Yes 743,037 votes

No 244,428 votes

Retention of Judge Fleur Jeannine Lobree of the Third District Court of Appeal

Yes 716,956 votes

No 266,298 votes

Retention of Judge Thomas Logue of the Third District Court of Appeal

Yes 715,528 votes

No 267,437 votes

Retention of Judge Bronwyn Catherine Miller of the Third District Court of Appeal

Yes 739,930 votes

No 245,653 votes

\*\*\* Official Results \*\*\*  
**CERTIFICATE OF COUNTY CANVASSING BOARD**  
**MIAMI-DADE COUNTY**

For School Board, District 3, the whole number of votes cast was  
105,458 of which

Lucia Baez-Geller	received	64,340 votes
Russ Rywell	received	41,118 votes

For School Board, District 5, the whole number of votes cast was 93,303  
of which

Christi Fraga	received	51,934 votes
Mara Zapata	received	41,369 votes

For School Board, District 9, the whole number of votes cast was  
127,830 of which

Dennis C. Moss	received	61,417 votes
Luisa Santos	received	66,413 votes

For County Commissioner, District 3, the whole number of votes cast  
was 66,007 of which

Keon Hardemon	received	44,037 votes
Gepsie M. Metellus	received	21,970 votes

For County Commissioner, District 5, the whole number of votes cast  
was 72,368 of which

Renier Diaz de la Portilla	received	34,386 votes
Eileen Higgins	received	37,982 votes

For County Commissioner, District 7, the whole number of votes cast  
was 104,395 of which

Cindy Lerner	received	51,547 votes
Raquel Regalado	received	52,848 votes

For County Commissioner, District 9, the whole number of votes cast  
was 79,171 of which

Elvis R. Maldonado	received	36,636 votes
Kionne McGhee	received	42,535 votes

**\*\*\* Official Results \*\*\***  
**CERTIFICATE OF COUNTY CANVASSING BOARD**  
**MIAMI-DADE COUNTY**

For Mayor, the whole number of votes cast was 1,069,023 of which

Esteban Bovo	received	492,053 votes
Daniella Levine Cava	received	576,970 votes

For Aventura Commissioner Seat 1, the whole number of votes cast was 15,363 of which

Linda Marks	received	10,112 votes
Barry David Silverstein	received	5,251 votes

For Aventura Commissioner Seat 5, the whole number of votes cast was 15,801 of which

Rachel Saltzman Friedland	received	7,822 votes
Joshua Mandall	received	3,151 votes
Gladys Mezrahi	received	4,828 votes

For Biscayne Park Commissioner, the whole number of votes cast was 3,357 of which

William Abreu	received	301 votes
Arturo Jose Gonzalez	received	659 votes
Judi Hamelburg	received	636 votes
Alfred Jonas	received	396 votes
MacDonald Kennedy	received	957 votes
William Tudor	received	408 votes

For Cutler Bay Vice Mayor, the whole number of votes cast was 20,109 of which

Michael P. Callahan	received	12,508 votes
Sean Salazar	received	5,302 votes
David Zoll	received	2,299 votes

For Cutler Bay Res Area Council Member Seat 2, the whole number of votes cast was 19,852 of which

Suzy Lord	received	6,119 votes
Jose Rodriguez	received	6,822 votes
Melyssa S. Sueiro	received	2,640 votes
Debbie R. Waks	received	4,271 votes

\*\*\* Official Results \*\*\*  
**CERTIFICATE OF COUNTY CANVASSING BOARD**  
**MIAMI-DADE COUNTY**

For Doral Mayor, the whole number of votes cast was 22,990 of which

Juan Carlos "JC" Bermudez	received	16,061 votes
Victor Camara	received	4,409 votes
Emmanuel "Manny" Sarmiento	received	2,520 votes

For Doral Councilmember Seat 1, the whole number of votes cast was 21,669 of which

Claudia Mariaca	received	13,756 votes
Rafael Pineyro	received	7,913 votes

For Doral Councilmember Seat 3, the whole number of votes cast was 21,268 of which

Alberto Chavez	received	4,793 votes
Juan Carlos Esquivel	received	7,078 votes
Oscar Puig	received	9,397 votes

For Key Biscayne Village Council, the whole number of votes cast was 15,715 of which

Jennifer Allegra	received	1,749 votes
Matt Bramson	received	978 votes
Franklin H. Caplan	received	2,053 votes
Armando Chapelli	received	1,290 votes
Reynaldo Figueredo	received	1,466 votes
Michael Kelly	received	1,609 votes
Louisa Lincoln Conway	received	1,250 votes
Allison McCormick	received	2,065 votes
Brett G. Moss	received	2,109 votes
Oscar Sardinias	received	1,146 votes

For Medley Mayor, the whole number of votes cast was 581 of which

Roberto Martell	received	343 votes
Lily Stefano	received	238 votes

\*\*\* Official Results \*\*\*  
**CERTIFICATE OF COUNTY CANVASSING BOARD**  
**MIAMI-DADE COUNTY**

For Medley Council Member(s), the whole number of votes cast was 931  
of which

Evelyn Bassaure	received	63 votes
Griselia DiGiacomo	received	176 votes
Yesenia Martinez	received	244 votes
Ivan A. Pacheco	received	263 votes
Lourdes Rodriguez	received	166 votes
Gerardo "Gerry" Silva Jr	received	19 votes

For Medley Council Member, the whole number of votes cast was 563 of  
which

Lizelh Ayala	received	258 votes
Carlos Alexander Benedetto	received	102 votes
Karina Pacheco	received	203 votes

For Miami Gardens Mayor, the whole number of votes cast was 48,137  
of which

Rodney Harris	received	28,344 votes
Sharon Pritchett	received	19,793 votes

For Mia Gardens Res Area Council Member Seat 3, the whole number of  
votes cast was 12,413 of which

Shannan "Lady" Ighodaro	received	7,750 votes
Patricia "Pat" Wright	received	4,663 votes

For Mia Gardens Res Area Council Member Seat 5, the whole number of  
votes cast was 47,797 of which

Linda Julien	received	27,124 votes
Andre Williams	received	20,673 votes

For Miami Lakes Councilmember Seat 1, the whole number of votes cast  
was 16,022 of which

Tony Fernandez	received	8,419 votes
Nayib Hassan	received	7,603 votes

\*\*\* Official Results \*\*\*  
**CERTIFICATE OF COUNTY CANVASSING BOARD**  
**MIAMI-DADE COUNTY**

For Miami Lakes Councilmember Seat 3, the whole number of votes cast was 15,723 of which

Ray Garcia	received	7,770 votes
Marilyn Ruano	received	7,953 votes

For North Miami Beach Group 1 Mayor, the whole number of votes cast was 15,393 of which

Anthony "Tony" DeFillipo	received	10,532 votes
Bruce Kusens	received	4,861 votes

For North Miami Beach Group 3 Commissioner, the whole number of votes cast was 14,809 of which

Ruth Abeckjerr	received	1,525 votes
Henry Raphael Dube	received	1,836 votes
Daniela Jean	received	4,971 votes
Ketley Joachim	received	2,070 votes
Margaret "Margie" Love	received	2,774 votes
Dianne Weiss Raulson	received	1,633 votes

For North Miami Beach Group 5 Commissioner, the whole number of votes cast was 14,708 of which

McKenzie Fleurimond	received	10,298 votes
Liliya Spektor	received	4,410 votes

For North Miami Beach Group 7 Commissioner, the whole number of votes cast was 15,244 of which

Michael Joseph	received	9,889 votes
Antonio Ortega	received	5,355 votes

For Opa-locka Commissioners, the whole number of votes cast was 7,198 of which

Randolph Aikens	received	405 votes
Christina Banks	received	698 votes
Sherelean V. Bass	received	1,063 votes
Audrey Dominguez	received	879 votes
Timothy Holmes	received	614 votes
Dorothy Johnson	received	878 votes
John "The Juice" Taylor	received	1,265 votes



\*\*\* Official Results \*\*\*  
**CERTIFICATE OF COUNTY CANVASSING BOARD**  
**MIAMI-DADE COUNTY**

Veronica Williams	received	1,396 votes
-------------------	----------	-------------

For Palmetto Bay Vice Mayor, the whole number of votes cast was 13,578 of which

Alan "AlJohn" Farquharson	received	1,737 votes
Edward "Ed" Silva	received	5,179 votes
Leanne Tellam	received	6,662 votes

For Palmetto Bay Council Member Seat 2, the whole number of votes cast was 13,304 of which

Steve Cody	received	6,901 votes
David M. Singer	received	6,403 votes

For Pinecrest Councilmember Seat 1, the whole number of votes cast was 10,416 of which

Anna Hochkammer	received	7,449 votes
Harry Speizer	received	2,967 votes

For Pinecrest Councilmember Seat 3, the whole number of votes cast was 10,736 of which

Shannon Del Prado	received	6,512 votes
Laura McNaughton	received	4,224 votes

For Sunny Isles Beach Res Area Comm Seat 1, the whole number of votes cast was 7,205 of which

Justen S. Fischer	received	3,243 votes
Larisa Svechin	received	3,962 votes

For Sunny Isles Beach Res Area Comm Seat 3, the whole number of votes cast was 7,516 of which

Greg Capra	received	2,060 votes
Dana Goldman	received	3,979 votes
Fabiola Stuyvesant	received	1,477 votes

For Hemingway Point Community Development District, Seat 1, the whole number of votes cast was 425 of which

Cheryll Angell	received	264 votes
----------------	----------	-----------

\*\*\* Official Results \*\*\*  
**CERTIFICATE OF COUNTY CANVASSING BOARD**  
**MIAMI-DADE COUNTY**

Roy Louis Spallone	received	161 votes
--------------------	----------	-----------

For Lakes by the Bay South Community Development District, Seat 2,  
the whole number of votes cast was 2,439 of which

William Augustine Pacetti III	received	1,312 votes
John Soleo	received	1,127 votes

For Majorca Isles Community Development District, Seat 1, the whole  
number of votes cast was 577 of which

Ernice L. Elie-Sturup	received	309 votes
Josianne Stewart	received	268 votes

For South Dade Venture Community Development District, Seat 1, the  
whole number of votes cast was 2,632 of which

Curtis Cooper	received	1,492 votes
Juan A. Rosa	received	1,140 votes

For South Dade Venture Community Development District, Seat 4, the  
whole number of votes cast was 2,634 of which

Eduardo Alonso	received	754 votes
Jessica Cabrera	received	1,880 votes

For South Dade Venture Community Development District, Seat 5, the  
whole number of votes cast was 2,595 of which

Maycol Enriquez	received	1,059 votes
Victor Valladares	received	1,536 votes

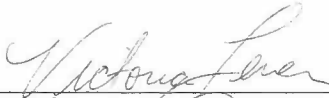
For Stonegate Community Development District, Seat 1, the whole  
number of votes cast was 897 of which

Alberto Eiras	received	596 votes
Raider Ferro	received	301 votes




\*\*\* Official Results \*\*\*  
**CERTIFICATE OF COUNTY CANVASSING BOARD**  
**MIAMI-DADE COUNTY**

We Certify that pursuant to Section 102.112, Florida Statutes, the canvassing board has compared the number of persons who voted with the number of ballots counted and that the certification includes all valid votes cast in the election.

  
\_\_\_\_\_  
COUNTY JUDGE

  
\_\_\_\_\_  
COUNTY JUDGE

  
\_\_\_\_\_  
SUPERVISOR OF ELECTIONS

\*\*\* Official Results \*\*\*  
**CERTIFICATE OF COUNTY CANVASSING BOARD  
MIAMI-DADE COUNTY**

We, the undersigned, VICTORIA FERRER, County Judge, MILENA ABREU, County Judge, CHRISTINA WHITE, Supervisor of Elections, constituting the Board of County Canvassers in and for said County, do hereby certify that we met on the Thirteenth day of November, 2020 A.D., and proceeded publicly to canvass the votes given for the Proposed Amendments to the Constitution of the State of Florida and Proposed Amendments to the Constitution of the State of Florida Referendums on the Third day of November, 2020 A.D. as shown by the returns on file in the office of the Supervisor of Elections. We do hereby certify from said returns as follows:

**NO. 1  
CONSTITUTIONAL AMENDMENT  
ARTICLE VI, SECTION 2  
CITIZENSHIP REQUIREMENT TO VOTE IN FLORIDA  
ELECTIONS**

This amendment provides that only United States Citizens who are at least eighteen years of age, a permanent resident of Florida, and registered to vote, as provided by law, shall be qualified to vote in a Florida election.

Yes for Approval	819,860	votes
No for Rejection	242,587	votes

**NO. 2  
CONSTITUTIONAL AMENDMENT  
ARTICLE X, SECTION 24  
RAISING FLORIDA'S MINIMUM WAGE**

Raises minimum wage to \$10.00 per hour effective September 30th, 2021. Each September 30th thereafter, minimum wage shall increase by \$1.00 per hour until the minimum wage reaches \$15.00 per hour on September 30th, 2026. From that point forward, future minimum wage increases shall revert to being adjusted annually for inflation starting September 30th, 2027.

Yes for Approval	752,370	votes
No for Rejection	314,076	votes

**NO. 3  
CONSTITUTIONAL AMENDMENT  
ARTICLE VI, SECTION 5  
ALL VOTERS VOTE IN PRIMARY ELECTIONS FOR STATE  
LEGISLATURE, GOVERNOR, AND CABINET**

Allows all registered voters to vote in primaries for state legislature, governor, and cabinet regardless of political party affiliation. All candidates for an office, including party nominated candidates, appear on the same primary ballot. Two highest vote getters advance to general election. If only two candidates qualify, no primary is held and winner is determined in general election. Candidate's party affiliation may appear on ballot as provided by law. Effective January 1, 2024.

Yes for Approval	606,088	votes
No for Rejection	434,014	votes

**NO. 4  
CONSTITUTIONAL AMENDMENT  
ARTICLE XI, SECTIONS 5 AND 7  
VOTER APPROVAL OF CONSTITUTIONAL AMENDMENTS**

\*\*\* Official Results \*\*\*  
CERTIFICATE OF COUNTY CANVASSING BOARD  
MIAMI-DADE COUNTY

Requires all proposed amendments or revisions to the state constitution to be approved by the voters in two elections, instead of one, in order to take effect. The proposal applies the current thresholds for passage to each of the two elections.

Yes for Approval	472,922	votes
No for Rejection	578,203	votes

**NO. 5**  
**CONSTITUTIONAL AMENDMENT**  
**ARTICLE VII, SECTION 4 AND ARTICLE XII**  
**LIMITATION ON HOMESTEAD ASSESSMENTS**

Proposing an amendment to the State Constitution, effective date January 1, 2021, to increase, from 2 years to 3 years, the period of time during which accrued Save-Our-Homes benefits may be transferred from a prior homestead to a new homestead.

Yes for Approval	777,733	votes
No for Rejection	267,667	votes

**NO. 6**  
**CONSTITUTIONAL AMENDMENT**  
**ARTICLE VII, SECTION 6 AND ARTICLE XII**  
**AD VALOREM TAX DISCOUNT FOR SPOUSES OF CERTAIN**  
**DECEASED VETERANS WHO HAD PERMANENT, COMBAT-**  
**RELATED DISABILITIES**

Provides that the homestead property tax discount for certain veterans with permanent combat-related disabilities carries over to such veteran's surviving spouse who holds legal or beneficial title to, and who permanently resides on, the homestead property, until he or she remarries or sells or otherwise disposes of the property. The discount may be transferred to a new homestead property of the surviving spouse under certain conditions. The amendment takes effect January 1, 2021.

Yes for Approval	958,656	votes
No for Rejection	107,554	votes

**COUNTY REFERENDUM 1**

County Referendum 1

Yes for Approval	754,383	votes
No for Rejection	268,991	votes

**COUNTY REFERENDUM 2**

County Referendum 2

Yes for Approval	808,689	votes
No for Rejection	222,805	votes

**COUNTY REFERENDUM 3**

County Referendum 3

Yes for Approval	501,486	votes
------------------	---------	-------

\*\*\* Official Results \*\*\*  
CERTIFICATE OF COUNTY CANVASSING BOARD  
MIAMI-DADE COUNTY

No for Rejection	525,560	votes
------------------	---------	-------

**BAL HARBOUR REFERENDUM**

Bal Harbour Referendum

Yes for Approval	1,139	votes
No for Rejection	333	votes

**DORAL REFERENDUM 1**

Doral Referendum 1

Yes for Approval	14,285	votes
No for Rejection	6,718	votes

**DORAL REFERENDUM 2**

Doral Referendum 2

Yes for Approval	12,323	votes
No for Rejection	8,760	votes

**DORAL REFERENDUM 3**

Doral Referendum 3

Yes for Approval	14,220	votes
No for Rejection	7,433	votes

**DORAL REFERENDUM 4**

Doral Referendum 4

Yes for Approval	14,560	votes
No for Rejection	8,015	votes

**DORAL REFERENDUM 5**

Doral Referendum 5

Yes for Approval	9,336	votes
No for Rejection	12,567	votes

**DORAL REFERENDUM 6**

Doral Referendum 6

Yes for Approval	7,567	votes
No for Rejection	14,483	votes

\*\*\* Official Results \*\*\*  
CERTIFICATE OF COUNTY CANVASSING BOARD  
MIAMI-DADE COUNTY

**KEY BISCAVNE REFERENDUM**

Key Biscayne Referendum

Yes for Approval	3,465	votes
No for Rejection	2,662	votes

**MIAMI BEACH REFERENDUM 1**

Miami Beach Referendum 1

Yes for Approval	19,861	votes
No for Rejection	14,833	votes

**MIAMI BEACH REFERENDUM 2**

Miami Beach Referendum 2

Yes for Approval	16,933	votes
No for Rejection	17,692	votes

**MIAMI BEACH REFERENDUM 3**

Miami Beach Referendum 3

Yes for Approval	18,589	votes
No for Rejection	16,912	votes

**MIAMI BEACH REFERENDUM 4**

Miami Beach Referendum 4

Yes for Approval	23,240	votes
No for Rejection	11,553	votes

**MIAMI BEACH REFERENDUM 5**

Miami Beach Referendum 5

Yes for Approval	21,998	votes
No for Rejection	12,541	votes

**MIAMI BEACH REFERENDUM 6**

Miami Beach Referendum 6

Yes for Approval	20,328	votes
No for Rejection	13,249	votes



\*\*\* Official Results \*\*\*  
CERTIFICATE OF COUNTY CANVASSING BOARD  
MIAMI-DADE COUNTY

**PALMETTO BAY REFERENDUM 1**

Palmetto Bay Referendum 1

Yes for Approval	5,887	votes
No for Rejection	6,939	votes

**PALMETTO BAY REFERENDUM 2**

Palmetto Bay Referendum 2

Yes for Approval	5,834	votes
No for Rejection	7,632	votes

**PALMETTO BAY REFERENDUM 3**

Palmetto Bay Referendum 3

Yes for Approval	5,481	votes
No for Rejection	7,463	votes

**PALMETTO BAY REFERENDUM 4**

Palmetto Bay Referendum 4

Yes for Approval	12,427	votes
No for Rejection	1,431	votes

**PALMETTO BAY REFERENDUM 5**

Palmetto Bay Referendum 5

Yes for Approval	8,944	votes
No for Rejection	4,432	votes

**PALMETTO BAY REFERENDUM 6**

Palmetto Bay Referendum 6

Yes for Approval	10,295	votes
No for Rejection	3,409	votes

**PALMETTO BAY REFERENDUM 7**

Palmetto Bay Referendum 7

Yes for Approval	12,983	votes
No for Rejection	920	votes

\*\*\* Official Results \*\*\*  
CERTIFICATE OF COUNTY CANVASSING BOARD  
MIAMI-DADE COUNTY

**SOUTH MIAMI REFERENDUM 1**

South Miami Referendum 1

Yes for Approval	2,940	votes
No for Rejection	3,066	votes

**SOUTH MIAMI REFERENDUM 2**

South Miami Referendum 2

Yes for Approval	3,983	votes
No for Rejection	2,051	votes

**SURFSIDE REFERENDUM 1**

Surfside Referendum 1

Yes for Approval	2,035	votes
No for Rejection	755	votes

**SURFSIDE REFERENDUM 2**

Surfside Referendum 2


Yes for Approval	1,980	votes
No for Rejection	705	votes


**SURFSIDE REFERENDUM 3**


Surfside Referendum 3

Yes for Approval	2,055	votes
No for Rejection	585	votes

We Certify that pursuant to Section 102.112, Florida Statutes, the canvassing board has compared the number of persons who voted with the number of ballots counted and that the certification includes all valid votes cast in the election.

  
\_\_\_\_\_  
COUNTY JUDGE

  
\_\_\_\_\_  
COUNTY JUDGE

  
\_\_\_\_\_  
SUPERVISOR OF ELECTIONS