



CERTIFICATION

STATE OF FLORIDA)

COUNTY OF MIAMI-DADE)

I, Christina White, Supervisor of Elections for Miami-Dade County, Florida, do hereby certify that the attached is a true and correct copy of the Official Results for the Miami-Dade County General Election conducted on November 8, 2022, which included the **Miami Beach Special Elections**:

- **Group II - Commissioner**
 - **North Beach Oceanside Resort Overlay District (the "Overlay") Floor Area Ratio ("FAR") Increase**
 - **General Obligation Bond Issue For Arts and Cultural Facilities**
 - **Amend Charter Section 1.03(b): Require Voter Approval of Sale/Lease of Certain City-Owned Property**
 - **Approval of Use of Rent Payments Received by City from Lincoln Road Parking Lot Leases**
 - **City Charter approval: Lease of City Property at 1664 Meridian Avenue**
 - **City Charter Approval: Lease of City Property at 1080 Lincoln Lane North/1688 Lenox Avenue**
 - **RPS4 District - South of Fifth Street FAR Incentive to Convert Existing Hotels into Residential Use**
 - **FAR Incentive for Residential and Office Uses on Washington Avenue Between 1st and 2nd Street**

WITNESS MY HAND AND
OFFICIAL SEAL, AT MIAMI,
MIAMI-DADE COUNTY, FLORIDA,
ON THIS 18TH DAY OF NOVEMBER, 2022

Christina White
Supervisor of Elections
Miami-Dade County

Enclosure

*** Official Results ***
CERTIFICATE OF COUNTY CANVASSING BOARD
MIAMI-DADE COUNTY

We, the undersigned, VICTORIA FERRER, County Judge, Chairperson, CHIAKA NGOZI IHEKWABA, County Judge, Alternate Member, CHRISTINA WHITE, Supervisor of Elections, Member, constituting the Board of County Canvassers in and for said County, do hereby certify that we met on the Eighteenth day of November, 2022 A.D., and proceeded publicly to canvass the votes given for the several offices and persons herein specified at the **General** held on the Eighth day of November, 2022 A.D., as shown by the returns on file in the office of the Supervisor of Elections. We do hereby certify from said returns as follows:

For United States Senator, the whole number of votes cast was 711,715 of which

Marco Rubio (REP)	received	386,251 votes
Val Demings (DEM)	received	318,978 votes
Dennis Misigoy (LPF)	received	2,593 votes
Steven B. Grant (NPA)	received	2,633 votes
Tuan TQ Nguyen (NPA)	received	1,257 votes
Uloma Uma Ekpete (WRI)	received	2 votes
Edward A. Gray (WRI)	received	0 votes
Howard Knepper (WRI)	received	1 votes
Moses Quiles (WRI)	received	0 votes

For Representative in Congress, District 24, the whole number of votes cast was 167,184 of which

Jesus G. Navarro (REP)	received	49,149 votes
Frederica Wilson (DEM)	received	118,035 votes

For Representative in Congress, District 26, the whole number of votes cast was 122,334 of which

Mario Diaz-Balart (REP)	received	85,708 votes
Christine Alexandria Olivo (DEM)	received	36,626 votes

For Representative in Congress, District 27, the whole number of votes cast was 237,442 of which

María Elvira Salazar (REP)	received	136,038 votes
Annette Taddeo (DEM)	received	101,404 votes

*** Official Results ***
CERTIFICATE OF COUNTY CANVASSING BOARD
MIAMI-DADE COUNTY

For Representative in Congress, District 28, the whole number of votes cast was 177,540 of which

Carlos A. Gimenez (REP)	received	114,036 votes
Robert Asencio (DEM)	received	63,482 votes
Jeremiah Schaffer (WRI)	received	22 votes

For Governor and Lieutenant Governor, the whole number of votes cast was 711,851 of which

Ron DeSantis and Jeanette Nuñez (REP)	received	393,532 votes
Charlie Crist and Karla Hernandez (DEM)	received	312,972 votes
Hector Roos and Jerry "Tub" Rorabaugh (LPF)	received	1,721 votes
Carmen Jackie Gimenez and Kyle "KC" Gibson (NPA)	received	3,626 votes

For Attorney General, the whole number of votes cast was 698,510 of which

Ashley Moody (REP)	received	381,306 votes
Aramis Ayala (DEM)	received	317,204 votes

For Chief Financial Officer, the whole number of votes cast was 694,100 of which

Jimmy Patronis (REP)	received	383,095 votes
Adam Hattersley (DEM)	received	311,005 votes

For Commissioner of Agriculture, the whole number of votes cast was 695,085 of which

Wilton Simpson (REP)	received	376,524 votes
Naomi Esther Blemur (DEM)	received	318,561 votes

For State Senator, District 36, the whole number of votes cast was 128,373 of which

Ileana Garcia (REP)	received	75,773 votes
Raquel Pacheco (DEM)	received	52,600 votes

For State Senator, District 38, the whole number of votes cast was 172,366 of which

Alexis Maria Calatayud (REP)	received	93,741 votes
------------------------------	----------	--------------

*** Official Results ***
CERTIFICATE OF COUNTY CANVASSING BOARD
MIAMI-DADE COUNTY

Janelle Perez (DEM) received 78,625 votes

For State Representative, District 106, the whole number of votes cast was 52,588 of which

Fabián Basabe (REP) received 26,414 votes
Jordan W. Leonard (DEM) received 26,174 votes

For State Representative, District 113, the whole number of votes cast was 41,293 of which

Vicki Lopez (REP) received 21,059 votes
Alessandro "A.J." D'Amico (DEM) received 20,234 votes

For State Representative, District 114, the whole number of votes cast was 59,006 of which

Demi Busatta Cabrera (REP) received 33,282 votes
Adam Benna (DEM) received 25,724 votes

For State Representative, District 115, the whole number of votes cast was 69,089 of which

Alina Garcia (REP) received 40,393 votes
Christie Cantin Davis (DEM) received 28,696 votes

For State Representative, District 118, the whole number of votes cast was 57,531 of which

Juan Fernandez-Barquin (REP) received 39,344 votes
Johnny Gonzalo Farias (DEM) received 18,187 votes

For State Representative, District 119, the whole number of votes cast was 55,274 of which

Juan Carlos Porras (REP) received 35,574 votes
Gabriel Gonzalez (DEM) received 19,700 votes

For State Representative, District 120, the whole number of votes cast was 19,042 of which

James "Jim" V. Mooney Jr (REP) received 11,385 votes
Adam Gentle (DEM) received 7,657 votes

*** Official Results ***
CERTIFICATE OF COUNTY CANVASSING BOARD
MIAMI-DADE COUNTY

We Certify that pursuant to Section 102.112, Florida Statutes, the canvassing board has compared the number of persons who voted with the number of ballots counted and that the certification includes all valid votes cast in the election.

 11/18/2022

COUNTY JUDGE, CHAIRPERSON

 11/18/22

COUNTY JUDGE, ALTERNATE MEMBER

 11/18/2022

SUPERVISOR OF ELECTIONS, MEMBER

*** Official Results ***
CERTIFICATE OF COUNTY CANVASSING BOARD
MIAMI-DADE COUNTY

We, the undersigned, VICTORIA FERRER, County Judge, Chairperson, CHIAKA NGOZI IHEKWABA, County Judge, Alternate Member, CHRISTINA WHITE, Supervisor of Elections, Member, constituting the Board of County Canvassers in and for said County, do hereby certify that we met on the Eighteenth day of November, 2022 A.D., and proceeded publicly to canvass the votes given for the several offices and persons herein specified at the **Nonpartisan** held on the Eighth day of November, 2022 A.D., as shown by the returns on file in the office of the Supervisor of Elections. We do hereby certify from said returns as follows:

Retention of Justice Charles T. Canady of the Supreme Court

Yes 410,994 votes
No 219,781 votes

Retention of Justice John D. Couriel of the Supreme Court

Yes 403,386 votes
No 222,911 votes

Retention of Justice Jamie Grosshans of the Supreme Court

Yes 401,816 votes
No 221,659 votes

Retention of Justice Jorge Labarga of the Supreme Court

Yes 408,518 votes
No 212,224 votes

Retention of Justice Ricky Polston of the Supreme Court

Yes 401,992 votes
No 221,053 votes

Retention of Judge Alexander Spicola Bokor of the Third District Court
of Appeal

Yes 402,153 votes
No 217,357 votes

Retention of Judge Edwin A. Scales of the Third District Court of Appeal

Yes 406,226 votes

*** Official Results ***
CERTIFICATE OF COUNTY CANVASSING BOARD
MIAMI-DADE COUNTY

No 206,817 votes

For County Commissioner, District 2, the whole number of votes cast was 37,440 of which

Marleine Bastien	received	22,046 votes
Philippe Bien-Aime	received	15,394 votes

For County Commissioner, District 6, the whole number of votes cast was 52,738 of which

Kevin Marino Cabrera	received	32,419 votes
Jorge Fors	received	20,319 votes

For Aventura Commissioner Seat 6, the whole number of votes cast was 10,426 of which

Amit Bloom	received	7,482 votes
Alberto Zaltzberg	received	2,944 votes

For Bal Harbour Council Member Dist 5, the whole number of votes cast was 937 of which

Neca M. Logan	received	283 votes
David Wolf	received	654 votes

For Biscayne Park Commissioner, the whole number of votes cast was 2,434 of which

Veronica Amsler	received	623 votes
Mario E. Carozzi	received	272 votes
Jonathan Groth	received	474 votes
Judi Hamelburg	received	341 votes
Veronica L. Olivera	received	434 votes
Daniel Samaria	received	290 votes
Write-In Candidate (WRI)	received	0 votes

For Cutler Bay Mayor, the whole number of votes cast was 13,890 of which

Thomas Francis McCormick	received	4,149 votes
Tim Meerbott	received	9,741 votes

*** Official Results ***
CERTIFICATE OF COUNTY CANVASSING BOARD
MIAMI-DADE COUNTY

For Doral Mayor, the whole number of votes cast was 15,459 of which

Pete Cabrera	received	4,173 votes
Christi Fraga	received	6,317 votes
Claudia Mariaca	received	4,694 votes
Haim Otero	received	275 votes

For Doral Councilmember Seat 1, the whole number of votes cast was 14,719 of which

Susie Castillo	received	6,420 votes
Francisco "Frank" Gamez	received	1,532 votes
Carlos Pereira	received	1,998 votes
Rafael A. Pineyro	received	4,769 votes

For Doral Councilmember Seat 2, the whole number of votes cast was 14,588 of which

Ivette Gonzalez Petkovich	received	6,322 votes
Maureen Porras	received	5,561 votes
Juan Manuel Sucre	received	2,705 votes

For Doral Councilmember Seat 4, the whole number of votes cast was 14,720 of which

Digna Cabral	received	8,653 votes
Juan Carlos Esquivel	received	6,067 votes

For Hialeah Councilmember Group IV, the whole number of votes cast was 42,005 of which

Vivian Casáls-Muñoz	received	24,432 votes
Angelica Pacheco	received	17,573 votes

For Key Biscayne Mayor, the whole number of votes cast was 4,684 of which

Fausto B. Gomez	received	1,766 votes
Jose I. "Joe" Rasco	received	2,918 votes

*** Official Results ***
CERTIFICATE OF COUNTY CANVASSING BOARD
MIAMI-DADE COUNTY

For Key Biscayne Village Council, the whole number of votes cast was 10,067 of which

Andy Herrera	received	1,433 votes
Ed London	received	2,597 votes
Nicolas Lopez-Jenkins	received	1,678 votes
Oscar Sardiñas	received	2,328 votes
Fernando Vazquez	received	2,031 votes

For Medley for Council Member, the whole number of votes cast was 907 of which

Edgar Ayala	received	245 votes
Lizelh Ayala	received	238 votes
Ariel Francisco Carballo Consuegra	received	180 votes
Yenny Lorenzo	received	181 votes
Stephanie Otero	received	63 votes

For Miami Beach Group II Commissioner, the whole number of votes cast was 22,378 of which

Sabrina Cohen	received	7,006 votes
Stephen Cohen	received	3,115 votes
Laura Dominguez	received	9,260 votes
Isaiah Mosley	received	967 votes
Mitch Novick	received	2,030 votes

For Miami Lakes Councilmember Seat 2, the whole number of votes cast was 10,933 of which

Ray Garcia	received	6,937 votes
Ian Anthony Medina	received	787 votes
William G. Perez	received	3,209 votes

For Miami Lakes Councilmember Seat 4, the whole number of votes cast was 10,619 of which

Miguel Comesana III	received	3,913 votes
Josh Dieguez	received	6,706 votes

For Miami Lakes Councilmember Seat 6, the whole number of votes cast was 10,835 of which

Carlos O. Alvarez	received	7,193 votes
-------------------	----------	-------------

*** Official Results ***
CERTIFICATE OF COUNTY CANVASSING BOARD
MIAMI-DADE COUNTY

Angelo Cuadra Garcia received 3,642 votes

For North Miami Beach Group 2 Commissioner, the whole number of votes cast was 8,901 of which

Jay Chernoff	received	4,028 votes
Hubert Dubé	received	892 votes
Paule Villard	received	3,981 votes

For North Miami Beach Group 4 Commissioner, the whole number of votes cast was 8,626 of which

Hans Mardy	received	3,730 votes
Fortuna Smukler	received	4,896 votes

For North Miami Beach Group 6 Commissioner, the whole number of votes cast was 8,770 of which

Wrendly Mesidor	received	1,056 votes
Phyllis Smith	received	4,489 votes
Mark St. Vil	received	3,225 votes

For Opa-locka Mayor, the whole number of votes cast was 2,637 of which

Christine Banks	received	483 votes
Chris Davis	received	548 votes
Justo R. Rodriguez	received	581 votes
John Taylor	received	1,025 votes

For Opa-locka Commissioners, the whole number of votes cast was 3,954 of which

Randolph Aikens	received	180 votes
Sherelean Bass	received	658 votes
Audrey Dominguez	received	458 votes
Natasha L. Ervin	received	839 votes
Sandra Espinal	received	315 votes
Dorothy "Dottie" Johnson	received	586 votes
Jannie L. Russell	received	575 votes
George Suarez Jr	received	343 votes

*** Official Results ***
CERTIFICATE OF COUNTY CANVASSING BOARD
MIAMI-DADE COUNTY

For Palmetto Bay Mayor, the whole number of votes cast was 10,996 of which

Karyn Cunningham	received	6,030 votes
Alan "AlJohn" Farquharson	received	1,334 votes
Eugene Flinn	received	3,632 votes

For Palmetto Bay Council Member Seat 1, the whole number of votes cast was 10,284 of which

Patrick Fiore	received	5,885 votes
Pam Gorman	received	4,399 votes

For Palmetto Bay Council Member Seat 3, the whole number of votes cast was 10,001 of which

Russell Jones	received	3,915 votes
Marsha Matson	received	6,086 votes

For South Miami Mayor, the whole number of votes cast was 4,485 of which

Horace G. Feliu	received	1,652 votes
Javier E. Fernandez	received	2,833 votes

For South Miami Commissioner Group I, the whole number of votes cast was 4,152 of which

Steve Calle	received	2,126 votes
Luis Joseph Gil	received	2,026 votes

For South Miami Commissioner Group IV, the whole number of votes cast was 4,255 of which

Lisa Bonich	received	2,230 votes
Michelle Readon	received	2,025 votes

For Sunny Isles Beach Mayor, the whole number of votes cast was 5,675 of which

Anita Funtek	received	808 votes
Dana Goldman	received	2,415 votes
Larisa Svechin	received	2,452 votes

*** Official Results ***
CERTIFICATE OF COUNTY CANVASSING BOARD
MIAMI-DADE COUNTY

For Sunny Isles Beach Res Area Comm Seat 4, the whole number of votes cast was 4,893 of which

Stephanie Henry	received	2,106 votes
Jeniffer Viscarra	received	2,787 votes


For Cutler Cay Community Development District, Seat 1, the whole number of votes cast was 489 of which

Leo D. Corradini	received	308 votes
Lois Rubin	received	181 votes

For Fountainbleau Lakes Community Development District, Seat 3, the whole number of votes cast was 220 of which

Miguel Ignacio Garcia Sanchez	received	99 votes
Luis Gonzalez	received	121 votes


We Certify that pursuant to Section 102.112, Florida Statutes, the canvassing board has compared the number of persons who voted with the number of ballots counted and that the certification includes all valid votes cast in the election.

 11/18/2022

COUNTY JUDGE, CHAIRPERSON

 11/18/22

COUNTY JUDGE, ALTERNATE MEMBER

 11/18/22

SUPERVISOR OF ELECTIONS, MEMBER

*** Official Results ***
**CERTIFICATE OF COUNTY CANVASSING BOARD
MIAMI-DADE COUNTY**

We, the undersigned, VICTORIA FERRER, County Judge, Chairperson, CHIAKA NGOZI IHEKWABA, County Judge, Alternate Member, CHRISTINA WHITE, Supervisor of Elections, Member, constituting the Board of County Canvassers in and for said County, do hereby certify that we met on the Eighteenth day of November, 2022 A.D., and proceeded publicly to canvass the votes given for the Proposed Amendments to the Constitution of the State of Florida and Proposed Amendments to the Constitution of the State of Florida Referendums on the Eighth day of November, 2022 A.D. as shown by the returns on file in the office of the Supervisor of Elections. We do hereby certify from said returns as follows:

**NO. 1
CONSTITUTIONAL AMENDMENT
ARTICLE VII, SECTION 4; ARTICLE XII, SECTION 42
LIMITATION ON ASSESSMENT OF REAL PROPERTY USED
FOR RESIDENTIAL PURPOSES**

Proposing an amendment to the State Constitution, effective January 1, 2023, to authorize the Legislature, by general law, to prohibit the consideration of any change or improvement made to real property used for residential purposes to improve the property's resistance to flood damage in determining the assessed value of such property for ad valorem taxation purposes.

Yes for Approval	367,962	votes
No for Rejection	276,869	votes

**NO. 2
CONSTITUTIONAL AMENDMENT
S.5, ART. II, S. 5, ART. XI, REPEAL S. 2, ART. XI, FLA. CONST.
ABOLISHING THE CONSTITUTION REVISION COMMISSION**

Proposing an amendment to the State Constitution to abolish the Constitution Revision Commission, which meets at 20-year intervals and is scheduled to next convene in 2037, as a method of submitting proposed amendments or revisions to the State Constitution to electors of the state for approval. This amendment does not affect the ability to revise or amend the State Constitution through citizen initiative, constitutional convention, the Taxation and Budget Reform Commission, or legislative joint resolution.

Yes for Approval	296,210	votes
No for Rejection	332,251	votes

**NO. 3
CONSTITUTIONAL AMENDMENT
ARTICLE VII, SECTION 6; ARTICLE XII
ADDITIONAL HOMESTEAD PROPERTY TAX EXEMPTION
FOR SPECIFIED CRITICAL PUBLIC SERVICES WORKFORCE**

Proposing an amendment to the State Constitution to authorize the Legislature, by general law, to grant an additional homestead tax exemption for nonschool levies of up to \$50,000 of the assessed value of homestead property owned by classroom teachers, law enforcement officers, correctional officers, firefighters, emergency medical technicians, paramedics, child welfare services professionals, active duty members of the United States Armed Forces, and Florida National Guard members. This amendment shall take effect January 1, 2023.

Yes for Approval	373,951	votes
No for Rejection	270,690	votes

*** Official Results ***
CERTIFICATE OF COUNTY CANVASSING BOARD
MIAMI-DADE COUNTY

COUNTY: LOCAL OATH CNTY COMM AND MAYOR

County: Local Oath Cnty Comm and Mayor

Yes for Approval	515,631	votes
No for Rejection	119,089	votes

COUNTY: STRUCTURE OF TRANSPORTATION ASSETS

County: Structure of Transportation Assets

Yes for Approval	507,180	votes
No for Rejection	128,041	votes

SCHBRD REF AD VALOREM SAFETY AND SECURITY

SchBrd Ref Ad Valorem Safety and Security

Yes for Approval	426,673	votes
No for Rejection	228,268	votes

HIALEAH ART V XFR ADMIN SUCCEEDING MAYOR

Hialeah Art V Xfr Admin Succeeding Mayor

Yes for Approval	21,992	votes
No for Rejection	17,700	votes

KEYBISCAYNE CAPITAL PROJECT REQUIREMENTS

KeyBiscayne Capital Project Requirements

Yes for Approval	2,003	votes
No for Rejection	2,503	votes

KEYBISCAYNE VILLAGE DEBT LIMIT CALCULATION

KeyBiscayne Village Debt Limit Calculation

Yes for Approval	1,728	votes
No for Rejection	2,813	votes

KEYBISCAYNE APPROVE DEBT EXCEEDS DEBT LIMIT

KeyBiscayne Approve Debt Exceeds Debt Limit

Yes for Approval	2,221	votes
No for Rejection	2,365	votes

*** Official Results ***
CERTIFICATE OF COUNTY CANVASSING BOARD
MIAMI-DADE COUNTY

KEYBISCAYNE AMEND LAND DEVELOP REGULATIONS

KeyBiscayne Amend Land Develop Regulations

Yes for Approval	1,720	votes
No for Rejection	2,826	votes

KEYBISCAYNE COUNCILMEMBER PRIMARIES

KeyBiscayne Councilmember Primaries

Yes for Approval	2,193	votes
No for Rejection	2,357	votes

KEYBISCAYNE ELECTRONIC PUBLIC NOTICE

KeyBiscayne Electronic Public Notice

Yes for Approval	3,294	votes
No for Rejection	1,106	votes

KEYBISCAYNE OPEN MEETING REQUIREMENTS

KeyBiscayne Open Meeting Requirements

Yes for Approval	2,826	votes
No for Rejection	1,532	votes

MIAMI LEASE EXTENSION REDEVELOP HYATT HOTEL

Miami Lease Extension Redevelop Hyatt Hotel

Yes for Approval	52,189	votes
No for Rejection	29,175	votes

MIABCH NBEACH OCEANSIDE RESORT DIST FAR

MiaBch NBeach Oceanside Resort Dist FAR

Yes for Approval	10,646	votes
No for Rejection	12,204	votes

MIABCH BOND FOR ARTS/ CULTURAL FACILITIES

MiaBch Bond for Arts/ Cultural Facilities

Yes for Approval	15,142	votes
No for Rejection	8,226	votes

*** Official Results ***
CERTIFICATE OF COUNTY CANVASSING BOARD
MIAMI-DADE COUNTY

MIABCH SALE/LEASE CITY OWNED PROPERTY

MiaBch Sale/Lease City Owned Property

Yes for Approval	18,947	votes
No for Rejection	4,316	votes

MIABCH RENT PAYMENT LINCOLN RD PARKING LOT

MiaBch Rent Payment Lincoln Rd Parking Lot

Yes for Approval	13,521	votes
No for Rejection	9,835	votes

MIABCH LEASE PROPERTY MERIDIAN AVE

MiaBch Lease Property Meridian Ave

Yes for Approval	10,518	votes
No for Rejection	12,352	votes

MIABCH LEASE PROPERTY LINCOLN LN/LENOX AVE

MiaBch Lease Property Lincoln Ln/Lenox Ave

Yes for Approval	10,640	votes
No for Rejection	12,141	votes

MIABCH FAR EXISTING HOTEL TO RESIDENTIAL

MiaBch FAR Existing Hotel to Residential

Yes for Approval	14,890	votes
No for Rejection	7,789	votes

MIABCH FAR RESIDENTIAL/OFFICE WASHINGTONAVE

MiaBch FAR Residential/Office WashingtonAve

Yes for Approval	12,375	votes
No for Rejection	10,079	votes

MIALAKES OBLIGATION BOND OPTIMIST PARK

MiaLakes Obligation Bond Optimist Park

Yes for Approval	4,697	votes
No for Rejection	6,849	votes

*** Official Results ***
CERTIFICATE OF COUNTY CANVASSING BOARD
MIAMI-DADE COUNTY

NBAYVILLAGE BOND STORMWATER AND ROADWAY IMP

NBayVillage Bond Stormwater and Roadway Imp

Yes for Approval	1,215	votes
No for Rejection	618	votes

OPALOCKA AMEND COMP MEDICAL/LIFE INS & VECH

Opalocka Amend Comp Medical/Life Ins & Vech

Yes for Approval	991	votes
No for Rejection	1,613	votes

OPALOCKA AMEND COMP MEDICAL/LIFE INS

Opalocka Amend Comp Medical/Life Ins

Yes for Approval	1,208	votes
No for Rejection	1,378	votes

SMIAMI CITYWIDE LAND USE/DEVELOP REGULATION

SMiami Citywide Land Use/Develop Regulation

Yes for Approval	2,294	votes
No for Rejection	1,957	votes

SMIAMI REQUIRED COMMISSION MEETINGS

SMiami Required Commission Meetings

Yes for Approval	2,518	votes
No for Rejection	1,833	votes

SMIAMI FOUR-YEAR TERM CITY MAYOR

SMiami Four-Year Term City Mayor

Yes for Approval	2,167	votes
No for Rejection	2,278	votes

SMIAMI CITY OFC/DEPT INTERNAL FUND TRANSFER

SMiami City Ofc/Dept Internal Fund Transfer

Yes for Approval	2,670	votes
No for Rejection	1,603	votes

*** Official Results ***
CERTIFICATE OF COUNTY CANVASSING BOARD
MIAMI-DADE COUNTY

SMIAMI INSTALLATION ELECTED OFFICIAL

SMiami Installation Elected Official

Yes for Approval	3,444	votes
No for Rejection	862	votes


We Certify that pursuant to Section 102.112, Florida Statutes, the canvassing board has compared the number of persons who voted with the number of ballots counted and that the certification includes all valid votes cast in the election.

 11/18/2022

COUNTY JUDGE, CHAIRPERSON

 11/18/22

COUNTY JUDGE, ALTERNATE MEMBER

 11/18/22

SUPERVISOR OF ELECTIONS, MEMBER

	TOTAL VOTES	%	ED	VBM	EV
Governor and Lieutenant Governor					
(VOTE FOR) 1					
Ron DeSantis (REP)	393,532	55.28	135,421	104,034	154,077
Charlie Crist (DEM)	312,972	43.97	91,498	133,789	87,685
Hector Roos (LPF)	1,721	.24	610	739	372
Carmen Jackie Gimenez (NPA)	3,626	.51	1,396	1,549	681
Total	711,851		228,925	240,111	242,815
Over Votes	444		147	220	77
Under Votes	3,098		1,084	1,207	807
Attorney General					
(VOTE FOR) 1					
Ashley Moody (REP)	381,306	54.59	129,240	101,468	150,598
Aramis Ayala (DEM)	317,204	45.41	94,843	134,039	88,322
Total	698,510		224,083	235,507	238,920
Over Votes	215		33	127	55
Under Votes	16,668		6,040	5,904	4,724
Chief Financial Officer					
(VOTE FOR) 1					
Jimmy Patronis (REP)	383,095	55.19	130,174	102,312	150,609
Adam Hattersley (DEM)	311,005	44.81	92,221	131,810	86,974
Total	694,100		222,395	234,122	237,583
Over Votes	87		25	45	17
Under Votes	21,206		7,736	7,371	6,099
Commissioner of Agriculture					
(VOTE FOR) 1					
Wilton Simpson (REP)	376,524	54.17	126,546	100,870	149,108
Naomi Esther Blemur (DEM)	318,561	45.83	96,317	133,480	88,764
Total	695,085		222,863	234,350	237,872
Over Votes	84		24	39	21
Under Votes	20,224		7,269	7,149	5,806
State Senator Dist 36					
(VOTE FOR) 1					
Ileana Garcia (REP)	75,773	59.03	23,703	22,496	29,574
Raquel Pacheco (DEM)	52,600	40.97	15,476	22,984	14,140
Total	128,373		39,179	45,480	43,714
Over Votes	28		11	15	2
Under Votes	2,641		997	915	729
State Senator Dist 38					
(VOTE FOR) 1					
Alexis Maria Calatayud (REP)	93,741	54.38	31,777	24,298	37,666
Janelle Perez (DEM)	78,625	45.62	21,582	35,278	21,765
Total	172,366		53,359	59,576	59,431
Over Votes	28		8	14	6
Under Votes	3,760		1,243	1,518	999

Run Date:11/18/22 02:56 PM

Report EL45A Page 003

	TOTAL VOTES	%	ED	VBM	EV
State Representative Dist 106					
(VOTE FOR) 1					
Fabian Basabe (REP)	26,416	50.23	9,958	7,630	8,828
Jordan W. Leonard (DEM).	26,176	49.77	7,168	12,163	6,845
Total	52,592		17,126	19,793	15,673
Over Votes	10		2	6	2
Under Votes	1,750		633	712	405
State Representative Dist 113					
(VOTE FOR) 1					
Vicki Lopez (REP).	21,059	51.00	7,415	6,322	7,322
Alessandro "A.J." D'Amico (DEM)	20,234	49.00	5,786	8,875	5,573
Total	41,293		13,201	15,197	12,895
Over Votes	6		2	2	2
Under Votes	1,559		579	574	406
State Representative Dist 114					
(VOTE FOR) 1					
Demi Busatta Cabrera (REP).	33,282	56.40	10,361	9,875	13,046
Adam Benna (DEM)	25,724	43.60	7,154	11,886	6,684
Total	59,006		17,515	21,761	19,730
Over Votes	10		3	6	1
Under Votes	1,797		561	698	538
State Representative Dist 115					
(VOTE FOR) 1					
Alina Garcia (REP)	40,393	58.47	13,854	10,410	16,129
Christie Cantin Davis (DEM)	28,696	41.53	7,147	13,887	7,662
Total	69,089		21,001	24,297	23,791
Over Votes	9		1	3	5
Under Votes	1,762		561	718	483
State Representative Dist 118					
(VOTE FOR) 1					
Juan Fernandez-Barquin (REP)	39,344	68.39	12,660	10,400	16,284
Johnny Gonzalo Farias (DEM)	18,187	31.61	5,177	8,269	4,741
Total	57,531		17,837	18,669	21,025
Over Votes	9		0	6	3
Under Votes	1,547		577	543	427
State Representative Dist 119					
(VOTE FOR) 1					
Juan Carlos Porras (REP)	35,574	64.36	10,845	8,462	16,267
Gabriel Gonzalez (DEM)	19,700	35.64	5,131	8,532	6,037
Total	55,274		15,976	16,994	22,304
Over Votes	7		0	7	0
Under Votes	1,019		330	356	333

Run Date:11/18/22 02:56 PM

Report EL45A Page 004

	TOTAL VOTES	%	ED	VBM	EV
State Representative Dist 120					
(VOTE FOR) 1					
James "Jim" V. Mooney Jr (REP)	11,385	59.79	4,587	2,212	4,586
Adam Gentle (DEM).	7,657	40.21	2,513	2,930	2,214
Total	19,042		7,100	5,142	6,800
Over Votes	5		3	1	1
Under Votes	512		221	123	168
Justice Supreme Court Charles T. Canady					
(VOTE FOR) 1					
Yes	410,994	65.16	131,445	132,505	147,044
No.	219,781	34.84	68,922	82,323	68,536
Total	630,775		200,367	214,828	215,580
Over Votes	419		100	204	115
Under Votes	84,199		29,689	26,506	28,004
Justice Supreme Court John D. Couriel					
(VOTE FOR) 1					
Yes	403,386	64.41	130,462	124,967	147,957
No.	222,911	35.59	68,184	88,707	66,020
Total	626,297		198,646	213,674	213,977
Over Votes	235		53	123	59
Under Votes	88,861		31,457	27,741	29,663
Justice Supreme Court Jamie Grosshans					
(VOTE FOR) 1					
Yes	401,816	64.45	129,715	125,074	147,027
No.	221,659	35.55	67,978	87,669	66,012
Total	623,475		197,693	212,743	213,039
Over Votes	236		54	115	67
Under Votes	91,682		32,409	28,680	30,593
Justice Supreme Court Jorge Labarga					
(VOTE FOR) 1					
Yes	408,518	65.81	125,264	150,411	132,843
No.	212,224	34.19	71,393	62,227	78,604
Total	620,742		196,657	212,638	211,447
Over Votes	420		80	216	124
Under Votes	94,231		33,419	28,684	32,128
Justice Supreme Court Ricky Polston					
(VOTE FOR) 1					
Yes	401,992	64.52	126,970	133,872	141,150
No.	221,053	35.48	70,412	79,097	71,544
Total	623,045		197,382	212,969	212,694
Over Votes	250		48	127	75
Under Votes	92,098		32,726	28,442	30,930

Run Date:11/18/22 02:56 PM

Report EL45A Page 005

	TOTAL VOTES	%	ED	VBM	EV
3rdDistCrtAppeal Alexander Spicola Bokor					
(VOTE FOR) 1					
Yes	402,153	64.91	128,916	131,922	141,315
No.	217,357	35.09	67,554	80,002	69,801
Total	619,510		196,470	211,924	211,116
Over Votes	183		38	96	49
Under Votes	95,700		33,648	29,518	32,534
3rdDistCrtAppeal Edwin A. Scales					
(VOTE FOR) 1					
Yes	406,226	66.26	129,777	135,114	141,335
No.	206,817	33.74	64,412	74,821	67,584
Total	613,043		194,189	209,935	208,919
Over Votes	198		52	92	54
Under Votes	102,152		35,915	31,511	34,726
County Commissioner Dist 2					
(VOTE FOR) 1					
Marleine Bastien	22,046	58.88	7,450	7,303	7,293
Philippe Bien-Aime	15,394	41.12	5,318	4,858	5,218
Total	37,440		12,768	12,161	12,511
Over Votes	53		18	28	7
Under Votes	2,894		1,067	858	969
County Commissioner Dist 6					
(VOTE FOR) 1					
Kevin Marino Cabrera.	32,419	61.47	9,810	10,332	12,277
Jorge Fors	20,319	38.53	6,046	8,714	5,559
Total	52,738		15,856	19,046	17,836
Over Votes	41		12	21	8
Under Votes	5,734		1,951	1,607	2,176
Aventura Commissioner Seat 6					
(VOTE FOR) 1					
Amit Bloom	7,482	71.76	1,828	3,181	2,473
Alberto Zaltzberg.	2,944	28.24	863	1,143	938
Total	10,426		2,691	4,324	3,411
Over Votes	7		3	4	0
Under Votes	1,796		515	699	582
Bal Harbour Council Member Dist 5					
(VOTE FOR) 1					
Neca M. Logan	283	30.20	88	131	64
David Wolf	654	69.80	193	314	147
Total	937		281	445	211
Over Votes	1		0	1	0
Under Votes	159		61	66	32

	TOTAL VOTES	%	ED	VBM	EV
Biscayne Park Commissioner					
(VOTE FOR) 3					
Veronica Amsler	623	25.60	292	213	118
Mario E. Carozzi	272	11.18	132	94	46
Ivette L. Corredero *Candidate Withdrew*	0	0.00	0	0	0
Jonathan Groth.	474	19.47	227	150	97
Judi Hamelburg.	341	14.01	168	109	64
Veronica L. Olivera	434	17.83	235	122	77
Daniel Samaria.	290	11.91	169	76	45
Maxwell Stiss *Candidate Withdrew*	0	0.00	0	0	0
Total	2,434		1,223	764	447
Over Votes	15		3	9	3
Under Votes	1,166		628	307	231
Cutler Bay Mayor					
(VOTE FOR) 1					
Thomas Francis McCormick	4,149	29.87	1,457	1,098	1,594
Tim Meerbott	9,741	70.13	3,110	3,532	3,099
Total	13,890		4,567	4,630	4,693
Over Votes	3		0	3	0
Under Votes	966		325	293	348
Doral Mayor					
(VOTE FOR) 1					
Pete Cabrera	4,173	26.99	1,513	1,112	1,548
Christi Fraga	6,317	40.86	2,032	1,989	2,296
Claudia Mariaca	4,694	30.36	1,300	1,782	1,612
Haim Otero	275	1.78	85	102	88
Total	15,459		4,930	4,985	5,544
Over Votes	12		2	5	5
Under Votes	467		154	130	183
Doral Councilmember Seat 1					
(VOTE FOR) 1					
Susie Castillo.	6,420	43.62	2,010	2,341	2,069
Francisco "Frank" Gamez.	1,532	10.41	478	507	547
Carlos Pereira.	1,998	13.57	599	716	683
Rafael A. Pineyro.	4,769	32.40	1,556	1,235	1,978
Total	14,719		4,643	4,799	5,277
Over Votes	11		3	3	5
Under Votes	1,208		440	318	450
Doral Councilmember Seat 2					
(VOTE FOR) 1					
Ivette Gonzalez Petkovich	6,322	43.34	1,962	2,282	2,078
Maureen Porras.	5,561	38.12	1,661	1,913	1,987
Juan Manuel Sucre.	2,705	18.54	994	596	1,115
Total	14,588		4,617	4,791	5,180
Over Votes	8		1	3	4
Under Votes	1,342		468	326	548

Run Date:11/18/22 02:56 PM

Report EL45A Page 007

	TOTAL VOTES	%	ED	VBM	EV
Doral Councilmember Seat 4					
(VOTE FOR) 1					
Digna Cabral	8,653	58.78	2,592	3,176	2,885
Juan Carlos Esquivel	6,067	41.22	2,092	1,598	2,377
Total	14,720		4,684	4,774	5,262
Over Votes	9		1	3	5
Under Votes	1,209		401	343	465
Hialeah Councilmember Group IV					
(VOTE FOR) 1					
Vivian Casals-Munoz	24,432	58.16	8,693	7,865	7,874
Angelica Pacheco	17,573	41.84	5,457	6,097	6,019
Total	42,005		14,150	13,962	13,893
Over Votes	53		8	21	24
Under Votes	5,786		2,310	1,599	1,877
Key Biscayne Mayor					
(VOTE FOR) 1					
Fausto B. Gomez	1,766	37.70	701	653	412
Jose I. "Joe" Rasco	2,918	62.30	1,057	1,149	712
Total	4,684		1,758	1,802	1,124
Over Votes	2		1	1	0
Under Votes	122		28	64	30
Key Biscayne Village Council					
(VOTE FOR) 3					
Andy Herrera	1,433	14.23	530	544	359
Ed London	2,597	25.80	857	1,107	633
Nicolas Lopez-Jenkins	1,678	16.67	578	667	433
Oscar Sardinias	2,328	23.13	818	941	569
Fernando Vazquez	2,031	20.17	691	849	491
Total	10,067		3,474	4,108	2,485
Over Votes	24		9	12	3
Under Votes	4,333		1,878	1,481	974
Medley for Council Member					
(VOTE FOR) 2					
Edgar Ayala	245	27.01	68	139	38
Lizeth Ayala	238	26.24	65	135	38
Ariel Francisco Carballo Consuegra	180	19.85	78	78	24
Yenny Lorenzo	181	19.96	91	71	19
Stephanie Otero	63	6.95	45	13	5
Total	907		347	436	124
Over Votes	2		2	0	0
Under Votes	89		31	36	22

	TOTAL VOTES	%	ED	VBM	EV
Miami Beach Group II Commissioner					
(VOTE FOR) 1					
Sabrina Cohen	7,006	31.31	2,087	2,703	2,216
Stephen Cohen	3,115	13.92	1,016	1,164	935
Laura Dominguez	9,260	41.38	2,689	3,417	3,154
Isaiah Mosley	967	4.32	353	347	267
Mitch Novick	2,030	9.07	643	838	549
Total	22,378		6,788	8,469	7,121
Over Votes	45		8	24	13
Under Votes	3,018		1,101	976	941
Miami Lakes Councilmember Seat 2					
(VOTE FOR) 1					
Ray Garcia	6,937	63.45	2,084	1,992	2,861
Ian Anthony Medina	787	7.20	267	235	285
William G. Perez	3,209	29.35	711	1,066	1,432
Total	10,933		3,062	3,293	4,578
Over Votes	9		1	4	4
Under Votes	1,212		375	317	520
Miami Lakes Councilmember Seat 4					
(VOTE FOR) 1					
Miguel Comesana III	3,913	36.85	1,197	1,128	1,588
Josh Dieguez	6,706	63.15	1,760	2,119	2,827
Total	10,619		2,957	3,247	4,415
Over Votes	1		0	0	1
Under Votes	1,534		481	367	686
Miami Lakes Councilmember Seat 6					
(VOTE FOR) 1					
Carlos O. Alvarez.	7,193	66.39	2,163	2,065	2,965
Angelo Cuadra Garcia.	3,642	33.61	871	1,197	1,574
Total	10,835		3,034	3,262	4,539
Over Votes	3		0	2	1
Under Votes	1,316		404	350	562
North Miami Beach Group 2 Commissioner					
(VOTE FOR) 1					
Jay Chernoff	4,028	45.25	1,464	1,505	1,059
Hubert Dube.	892	10.02	323	247	322
Paule Villard	3,981	44.73	1,479	1,281	1,221
Total	8,901		3,266	3,033	2,602
Over Votes	14		4	8	2
Under Votes	723		278	200	245
North Miami Beach Group 4 Commissioner					
(VOTE FOR) 1					
Hans Mardy	3,730	43.24	1,470	1,003	1,257
Fortuna Smukler	4,896	56.76	1,705	1,957	1,234
Total	8,626		3,175	2,960	2,491
Over Votes	4		2	1	1
Under Votes	1,008		371	280	357

Run Date:11/18/22 02:56 PM

Report EL45A Page 009

	TOTAL VOTES	%	ED	VBM	EV
North Miami Beach Group 6 Commissioner					
(VOTE FOR) 1					
Wrendly Mesidor	1,056	12.04	396	317	343
Phyllis Smith	4,489	51.19	1,618	1,692	1,179
Mark St. Vil	3,225	36.77	1,223	983	1,019
Total	8,770		3,237	2,992	2,541
Over Votes	7		2	5	0
Under Votes	861		309	244	308
Opa-locka Mayor					
(VOTE FOR) 1					
Christine Banks	483	18.32	147	218	118
Chris Davis	548	20.78	231	176	141
Justo R. Rodriguez	581	22.03	200	189	192
John Taylor	1,025	38.87	357	384	284
Total	2,637		935	967	735
Over Votes	7		2	5	0
Under Votes	149		44	46	59
Opa-locka Commissioners					
(VOTE FOR) 2					
Randolph Aikens	180	4.55	57	72	51
Sherelean Bass	658	16.64	284	215	159
Audrey Dominguez	458	11.58	138	204	116
Natasha L. Ervin	839	21.22	332	296	211
Sandra Espinal	315	7.97	98	118	99
Dorothy "Dottie" Johnson	586	14.82	164	278	144
Jannie L. Russell	575	14.54	209	201	165
George Suarez Jr	343	8.67	98	150	95
Total	3,954		1,380	1,534	1,040
Over Votes	10		2	8	0
Under Votes	1,622		580	494	548
Palmetto Bay Mayor					
(VOTE FOR) 1					
Karyn Cunningham	6,030	54.84	1,934	2,285	1,811
Alan "AlJohn" Farquharson	1,334	12.13	541	441	352
Eugene Flinn	3,632	33.03	1,113	1,410	1,109
Total	10,996		3,588	4,136	3,272
Over Votes	7		1	5	1
Under Votes	488		166	167	155
Palmetto Bay Council Member Seat 1					
(VOTE FOR) 1					
Patrick Fiore	5,885	57.22	1,906	2,149	1,830
Pam Gorman	4,399	42.78	1,374	1,773	1,252
Total	10,284		3,280	3,922	3,082
Over Votes	4		0	3	1
Under Votes	1,203		475	383	345

Run Date:11/18/22 02:56 PM

Report EL45A Page 010

	TOTAL VOTES	%	ED	VBM	EV
Palmetto Bay Council Member Seat 3					
(VOTE FOR) 1					
Russell Jones	3,915	39.15	1,414	1,171	1,330
Marsha Matson	6,086	60.85	1,767	2,683	1,636
Total	10,001		3,181	3,854	2,966
Over Votes	4		0	4	0
Under Votes	1,486		574	450	462
South Miami Mayor					
(VOTE FOR) 1					
Horace G. Felio	1,652	36.83	612	548	492
Javier E. Fernandez	2,833	63.17	936	1,165	732
Total	4,485		1,548	1,713	1,224
Over Votes	0		0	0	0
Under Votes	242		89	73	80
South Miami Commissioner Group I					
(VOTE FOR) 1					
Steve Calle	2,126	51.20	749	755	622
Luis Joseph Gil	2,026	48.80	681	833	512
Total	4,152		1,430	1,588	1,134
Over Votes	1		0	1	0
Under Votes	574		207	197	170
South Miami Commissioner Group IV					
(VOTE FOR) 1					
Lisa Bonich	2,230	52.41	843	728	659
Michelle Readon	2,025	47.59	637	883	505
Total	4,255		1,480	1,611	1,164
Over Votes	2		0	2	0
Under Votes	470		157	173	140
Sunny Isles Beach Mayor					
(VOTE FOR) 1					
Anita Funtek	808	14.24	385	247	176
Dana Goldman	2,415	42.56	1,044	876	495
Larisa Svechin	2,452	43.21	1,254	678	520
Total	5,675		2,683	1,801	1,191
Over Votes	10		3	6	1
Under Votes	287		124	95	68
Sunny Isles Beach Res Area Comm Seat 4					
(VOTE FOR) 1					
Stephanie Henry	2,106	43.04	1,042	593	471
Jeniffer Viscarra	2,787	56.96	1,231	987	569
Total	4,893		2,273	1,580	1,040
Over Votes	0		0	0	0
Under Votes	1,079		537	322	220

Run Date:11/18/22 02:56 PM

Report EL45A Page 011

	TOTAL VOTES	%	ED	VBM	EV
Cutler Cay Comm Dev Dist Seat 1					
(VOTE FOR) 1					
Leo D. Corradini	308	62.99	185	58	65
Lois Rubin	181	37.01	103	36	42
Total	489		288	94	107
Over Votes	0		0	0	0
Under Votes	123		47	51	25
Fontainbleau Lakes Comm Dev Dist Seat 3					
(VOTE FOR) 1					
Miguel Ignacio Garcia Sanchez.	99	45.00	26	32	41
Luis Gonzalez	121	55.00	31	37	53
Total	220		57	69	94
Over Votes	0		0	0	0
Under Votes	19		7	6	6
ConstAmen1 Limitation Assess Real Property					
(VOTE FOR) 1					
Yes	367,962	57.06	114,538	130,282	123,142
No.	276,869	42.94	90,713	88,947	97,209
Total	644,831		205,251	219,229	220,351
Over Votes	565		126	275	164
Under Votes	69,997		24,779	22,034	23,184
ConstAmen2 Abolish Const Revision Comm					
(VOTE FOR) 1					
Yes	296,210	47.13	96,258	98,127	101,825
No.	332,251	52.87	103,439	113,753	115,059
Total	628,461		199,697	211,880	216,884
Over Votes	465		112	220	133
Under Votes	86,467		30,347	29,438	26,682
ConstAmen3 Homestead Tax Exemption					
(VOTE FOR) 1					
Yes	373,951	58.01	126,690	124,663	122,598
No.	270,690	41.99	78,721	92,514	99,455
Total	644,641		205,411	217,177	222,053
Over Votes	420		83	219	118
Under Votes	70,332		24,662	24,142	21,528
County: Local Oath Cnty Comm and Mayor					
(VOTE FOR) 1					
Yes	515,631	81.24	163,536	180,290	171,805
No.	119,089	18.76	38,373	33,686	47,030
Total	634,720		201,909	213,976	218,835
Over Votes	252		50	126	76
Under Votes	80,421		28,197	27,436	24,788

Run Date:11/18/22 02:56 PM

Report EL45A Page 012

	TOTAL VOTES	%	ED	VBM	EV
County: Structure of Transportation Assets (VOTE FOR) 1					
Yes	507,180	79.84	158,739	180,471	167,970
No.	128,041	20.16	43,128	33,898	51,015
Total	635,221		201,867	214,369	218,985
Over Votes	245		44	123	78
Under Votes	79,927		28,245	27,046	24,636
SchBrd Ref Ad Valorem Safety and Security (VOTE FOR) 1					
Yes	426,673	65.15	145,097	149,010	132,566
No.	228,268	34.85	64,100	71,052	93,116
Total	654,941		209,197	220,062	225,682
Over Votes	328		66	165	97
Under Votes	60,124		20,893	21,311	17,920
Hialeah Art V Xfr Admin Succeeding Mayor (VOTE FOR) 1					
Yes	21,992	55.41	7,762	7,242	6,988
No.	17,700	44.59	5,744	5,757	6,199
Total	39,692		13,506	12,999	13,187
Over Votes	13		2	9	2
Under Votes	8,139		2,960	2,574	2,605
KeyBiscayne Capital Project Requirements (VOTE FOR) 1					
Yes	2,003	44.45	709	817	477
No.	2,503	55.55	956	912	635
Total	4,506		1,665	1,729	1,112
Over Votes	2		1	1	0
Under Votes	300		121	137	42
KeyBiscayne Village Debt Limit Calculation (VOTE FOR) 1					
Yes	1,728	38.05	630	693	405
No.	2,813	61.95	1,051	1,049	713
Total	4,541		1,681	1,742	1,118
Over Votes	4		1	2	1
Under Votes	231		103	93	35
KeyBiscayne Approve Debt Exceeds Debt Limit (VOTE FOR) 1					
Yes	2,221	48.43	760	941	520
No.	2,365	51.57	934	823	608
Total	4,586		1,694	1,764	1,128
Over Votes	3		2	1	0
Under Votes	187		89	72	26

Run Date:11/18/22 02:56 PM

Report EL45A Page 013

	TOTAL VOTES	%	ED	VBM	EV
KeyBiscayne Amend Land Develop Regulations					
(VOTE FOR) 1					
Yes	1,720	37.84	641	663	416
No.	2,826	62.16	1,036	1,085	705
Total	4,546		1,677	1,748	1,121
Over Votes	8		2	5	1
Under Votes	222		106	84	32
KeyBiscayne Councilmember Primaries					
(VOTE FOR) 1					
Yes	2,193	48.20	764	909	520
No.	2,357	51.80	914	840	603
Total	4,550		1,678	1,749	1,123
Over Votes	4		1	3	0
Under Votes	222		106	85	31
KeyBiscayne Electronic Public Notice					
(VOTE FOR) 1					
Yes	3,294	74.86	1,104	1,392	798
No.	1,106	25.14	525	299	282
Total	4,400		1,629	1,691	1,080
Over Votes	1		0	1	0
Under Votes	375		156	145	74
KeyBiscayne Open Meeting Requirements					
(VOTE FOR) 1					
Yes	2,826	64.85	959	1,208	659
No.	1,532	35.15	654	466	412
Total	4,358		1,613	1,674	1,071
Over Votes	0		0	0	0
Under Votes	418		172	163	83
Miami Lease Extension Redevelop Hyatt Hotel					
(VOTE FOR) 1					
Yes	52,189	64.14	17,410	19,615	15,164
No.	29,175	35.86	9,528	9,468	10,179
Total	81,364		26,938	29,083	25,343
Over Votes	39		11	17	11
Under Votes	11,761		4,220	4,006	3,535
MiaBch NBeach Oceanside Resort Dist FAR					
(VOTE FOR) 1					
Yes	10,646	46.59	3,300	4,018	3,328
No.	12,204	53.41	3,678	4,519	4,007
Total	22,850		6,978	8,537	7,335
Over Votes	17		3	11	3
Under Votes	2,574		916	921	737

	TOTAL VOTES	%	ED	VBM	EV
MiaBch Bond for Arts/ Cultural Facilities					
(VOTE FOR) 1					
For Bonds	15,142	64.80	4,959	5,598	4,585
Against Bonds	8,226	35.20	2,251	3,112	2,863
Total	23,368		7,210	8,710	7,448
Over Votes	11		4	4	3
Under Votes	1,900		679	600	621
MiaBch Sale/Lease City Owned Property					
(VOTE FOR) 1					
Yes	18,947	81.45	5,768	7,335	5,844
No.	4,316	18.55	1,386	1,336	1,594
Total	23,263		7,154	8,671	7,438
Over Votes	20		2	10	8
Under Votes	1,996		737	633	626
MiaBch Rent Payment Lincoln Rd Parking Lot					
(VOTE FOR) 1					
Yes	13,521	57.89	4,296	5,111	4,114
No.	9,835	42.11	2,871	3,624	3,340
Total	23,356		7,167	8,735	7,454
Over Votes	12		2	6	4
Under Votes	1,911		724	573	614
MiaBch Lease Property Meridian Ave					
(VOTE FOR) 1					
Yes	10,518	45.99	3,266	4,057	3,195
No.	12,352	54.01	3,723	4,519	4,110
Total	22,870		6,989	8,576	7,305
Over Votes	29		5	16	8
Under Votes	2,380		899	722	759
MiaBch Lease Property Lincoln Ln/Lenox Ave					
(VOTE FOR) 1					
Yes	10,640	46.71	3,339	4,093	3,208
No.	12,141	53.29	3,602	4,471	4,068
Total	22,781		6,941	8,564	7,276
Over Votes	16		5	8	3
Under Votes	2,482		947	742	793
MiaBch FAR Existing Hotel to Residential					
(VOTE FOR) 1					
Yes	14,890	65.66	4,492	5,815	4,583
No.	7,789	34.34	2,461	2,662	2,666
Total	22,679		6,953	8,477	7,249
Over Votes	29		7	14	8
Under Votes	2,571		933	823	815

Run Date:11/18/22 02:56 PM

Report EL45A Page 015

	TOTAL VOTES	%	ED	VBM	EV
MiaBch FAR Residential/Office WashingtonAve					
(VOTE FOR) 1					
Yes	12,375	55.11	3,864	4,679	3,832
No.	10,079	44.89	3,002	3,731	3,346
Total	22,454		6,866	8,410	7,178
Over Votes	14		4	6	4
Under Votes	2,811		1,023	898	890
MiaLakes Obligation Bond Optimist Park					
(VOTE FOR) 1					
For Bonds	4,697	40.68	1,564	1,339	1,794
Against Bonds	6,849	59.32	1,691	2,072	3,086
Total	11,546		3,255	3,411	4,880
Over Votes	7		1	3	3
Under Votes	601		182	200	219
NBayVillage Bond Stormwater and Roadway Imp					
(VOTE FOR) 1					
For Bonds	1,215	66.28	438	427	350
Against Bonds	618	33.72	242	173	203
Total	1,833		680	600	553
Over Votes	0		0	0	0
Under Votes	172		76	57	39
Opalocka Amend Comp Medical/Life Ins & Vech					
(VOTE FOR) 1					
Yes	991	38.06	453	306	232
No.	1,613	61.94	474	644	495
Total	2,604		927	950	727
Over Votes	3		1	2	0
Under Votes	167		53	48	66
Opalocka Amend Comp Medical/Life Ins					
(VOTE FOR) 1					
Yes	1,208	46.71	508	369	331
No.	1,378	53.29	409	577	392
Total	2,586		917	946	723
Over Votes	3		2	1	0
Under Votes	185		62	53	70
SMiami Citywide Land Use/Develop Regulation					
(VOTE FOR) 1					
Yes	2,294	53.96	802	842	650
No.	1,957	46.04	665	754	538
Total	4,251		1,467	1,596	1,188
Over Votes	1		0	1	0
Under Votes	475		170	189	116

Run Date:11/18/22 02:56 PM

Report EL45A Page 016

	TOTAL VOTES	%	ED	VBM	EV
SMiami Required Commission Meetings					
(VOTE FOR) 1					
Yes	2,518	57.87	862	975	681
No.	1,833	42.13	642	669	522
Total	4,351		1,504	1,644	1,203
Over Votes	1		1	0	0
Under Votes	351		131	124	96
SMiami Four-Year Term City Mayor					
(VOTE FOR) 1					
Yes	2,167	48.75	674	893	600
No.	2,278	51.25	856	789	633
Total	4,445		1,530	1,682	1,233
Over Votes	1		1	0	0
Under Votes	257		105	86	66
SMiami City Ofc/Dept Internal Fund Transfer					
(VOTE FOR) 1					
Yes	2,670	62.49	898	1,076	696
No.	1,603	37.51	570	542	491
Total	4,273		1,468	1,618	1,187
Over Votes	1		0	1	0
Under Votes	429		168	149	112
SMiami Installation Elected Official					
(VOTE FOR) 1					
Yes	3,444	79.98	1,139	1,381	924
No.	862	20.02	339	247	276
Total	4,306		1,478	1,628	1,200
Over Votes	0		0	0	0
Under Votes	397		158	140	99