ADOPTED FY 2023 – 2027 CAPITAL IMPROVEMENT PLAN & FY 2023 CAPITAL BUDGET

MIAMIBEACH

Miami Beach Redevelopment Agency, Florida

MIAMIBEACH

THE MIAMI BEACH VISION

The Miami Beach Strategic Plan Through the Lens of Resilience was inspired by the four resilience dimensions created by the Rockefeller Foundation which led the planning of Resilient305. Rather than delivering services in the same way governments have in the past and putting energy and funding from one emergency to another, the City must be planning for a resilient future.

The purpose of strategic planning is to define the City's goals and to work together in achieving them. The true spirit of resilience planning comes with goals of reducing risk as well as creating co-benefits that improve resident and visitor quality of life. Through this, this City will become ready to not only bounce back in the face of shocks and stresses to survive, but to bounce forward and to actually thrive.

GOVERNMENT FINANCE OFFICERS ASSOCIATION

Distinguished Budget Presentation Award

PRESENTED TO

City of Miami Beach
Florida

For the Fiscal Year Beginning

October 01, 2021

Christopher P. Morrill

Executive Director

CITY OF MIAMI BEACH

MAYOR
Dan Gelber

COMMISSIONERS
Ricky Arriola
Alex Fernandez
Kristen Rosen Gonzalez
Steven Meiner
David Richardson

ADMINISTRATION

CITY MANAGER
Alina T. Hudak

DEPUTY CITY MANAGER
Eric Carpenter

ASSISTANT CITY MANAGER
Mark Taxis

CHIEF FINANCIAL OFFICER
John Woodruff

OFFICE OF MANAGEMENT & BUDGET DIRECTOR
Tameka Otto Stewart

BUDGET OFFICER
Richard Ajami

SENIOR MANAGEMENT & BUDGET ANALYST
Ayanna DaCosta-Earle

CAPITAL IMPROVEMENT PROGRAM DIRECTOR
David Martinez

PUBLIC WORKS DIRECTOR
Jose Gomez

ASSISTANT FINANCE DIRECTOR
Vyomie Greene

GRANTS DIVISION DIRECTOR
Krystal Dobbins

FINANCIAL ANALYST II
Ayrenton Cooper

Budget Advisory Committee

CHAIR

Mojdeh Khaghan

MEMBERS

Honey Bernstein
Terri Echarte
Hagai Gringarten
Steve Zuckerman

Gregory Branch
David Grieser
Carl Linder

MIAMIBEACH

VOLUME I

ORGANIZATION OF DOCUMENT 1

INTRODUCTION AND OVERVIEW 3

CAPITAL IMPROVEMENT PLAN 27

CAPITAL IMPROVEMENT PLAN BY PROGRAM 37

CAPITAL IMPROVEMENT PLAN BY FUNDING 69

PROGRAM AREAS

ART IN PUBLIC PLACES
AIPP FIRE STATION 2 111
AIPP FLAMINGO PARK PROJECT 112
AIPP LUMMUS PARK PROJECT 113
AIPP MB CONVENTION 114
JAUME PLENSA MINNA MONUMENTAL SCULPTURE 115
TOBIAS REHBERGER OBSTINATE LIGHTHOUSE 116

BRIDGES
41ST STREET BRIDGES REPAIR 117
81ST ST PEDESTRIAN BRIDGE 118
BRIDGE REPAIRS FY19 119
CITYWIDE BRIDGES 120
PAINTING & LIGHTING OF BRIDGES 121
WEST AVE BDG OVER COLLINS CANAL 122

COMMUNITY CENTERS
ADAPTIVE FITNESS AND RECREATION CTR 125

CONVENTION CENTER
CONVENTION CENTER - CARL FISHER 127
CONVENTION CENTER PARK 128
CONVENTION CENTER RENOVATION 129
MBCC COOLING TOWER OVERHAUL 131
MBCC RENOVATION PUNCH LIST ITEMS 132

ENVIRONMENTAL
BAYWALK 10TH TO 12TH STREET 133
BAYWALK PHASE 2 134
FLEET MGMT FACILITY REMEDIATION 135
GO#25: WATERWAY RESTORATION 136
LAKE PANCOAST MANGROVE LIVING SHORELINE 137
MAURICE GIBB SOIL REMEDIATION 138
MIAMI BEACH MOORING FIELD 139
MIDDLE BEACH REC. CORRIDOR PH III 140
WATERWAY RESTORATION 141

EQUIPMENT
COLONY THEATER-SOUND AND VIDEO 143
ELECTRO WAVE BUILDIG PAINTING 144
ELECTRO WAVE ROOF REPAIRS 145
ENTERTAINMENT DISTRICT CAMERAS 146
EXPANSION OF CITY WIDE SURVEILLANCE 147
FILLMORE ESCALATOR REPAIRS 148
FIRE STATION 4 SECURITY ENHANCEMENT 149
FLEET / SANITATION ROOF DRAINAGE 150
FLEET MANAGEMENT AWNING STRUCTURE 151
FLEET MANAGEMENT EXTERIOR PAINTING 152
FLEET MANAGEMENT INTERCOM SYSTEM 153
FLEET MANAGEMENT OFFICE RECONFIG 154
FLEET MECHANICAL SHOPS AIR CIRCULATION 155
FLEET MGMT-GENERATOR TRANSFR SWITCH 156
FLEET WAREHOUSE SPACE MANAGEMENT 157
FY21 VEHICLE/EQUIPMENT REPLACEMENT 158
FY22 VEHICLE/EQUIPMENT REPLACEMENT 159
FY23 VEHICLE/EQUIPMENT REPLACEMENT 160
FY24 VEHICLE/EQUIPMENT REPLACEMENT 161
FY25 VEHICLE/EQUIPMENT REPLACEMENT 162
FY26 VEHICLE/EQUIPMENT REPLACEMENT 163
FY27 VEHICLE/EQUIPMENT REPLACEMENT 164
GO#47: LICENSE PLATE READERS 165
GO#49: PUBLIC SAFETY RADIO SYSTEM 166
GO#50: CAMERAS- BUSINESS DIST 167
GO#56: CAMERAS- BEACHWALK 168
GO#57: CAMERAS- ENTERTAINMENT DIST 169
MUNIS / ENERGOV/ ERP 170
POLICE STATION NEW GENERATOR 171
SCOTT RAKOW ICE RINK REFRIGERATION 172
SECURITY CAMERAS ON BEACHWALK 23-46 173
SKIDATA GARAGE SOFTWARE UPGRADE 174
SMART BUILDING AUTOMATION SYSTEM 175

GENERAL PUBLIC BUILDINGS
4TH FLOOR RENOVATION - PUBLIC WORKS 177
BAYSHORE GREEN WASTE FACILITY 178
COLLINS PARK ARTIST WORKFORCE HOUSING 179
FIRE STATION #1 (Additional Funding for GO#45) 180
GO#28: ART DECO MUSEUM 181
GO#45: FIRE STATION #1 182
GO#46: OCEAN RESCUE NOBE FACILITY 183
GO#51: FIRE STATION #3 184
GO#54: MARINE PATROL FACILITY 185
GREENSPACE FACILITY RENOVATION 186
MARINE PATROL FACILITY (Addtn'l funding for GO#54) 187
MBPD HEADQUARTERS RENOVATION 188
NORTH BEACH YARD 189
NORTH SHORE BANDSHELL CANOPY 190
NORTH SHORE BANDSHELL REAR CANOPY 191

GENERAL PUBLIC BUILDINGS CONT'D

NORTH SHORE BANDSHELL REAR SEATING 192
NSPYC EXTERIOR CAFE AND RESTROOMS 193
OUTDOOR TRAINING FACILITY (FIRE) 194
POLICE HQ FACILITY 195
PUBLIC WORKS FACILITY-PUMP STATION 196
REAL TIME CRIME CENTER BUILDOUT 197
SCOTT RAKOW ICE RINK PERIMTR. BOARD 198
SECOND FL. RENOVATION-BUILDING DEPT 199
SHANE ROWING CENTER ROOF REPLACEMENT 200
SOUTH POINTE PARK RESTROOMS RENO. 201
SUNSET ISLANDS 1&2 GUARDHOUSE 202

GOLF COURSES

BAYSHORE PARK (PAR 3) 203
MB GOLF CLUB DRIVING RANGE NETTING 204
MB GOLF CLUB KITCHEN FLOOR REPLACEMENT 205
MB GOLF CLUB REEL GRINDERS REPLACEMENT 206
MB GOLF CLUBHOUSE CARPET REPLACEMENT 207
MB GOLF CLUBHOUSE PAINTING 208
MB GOLF COURSE IRRIGATION PUMP 209
MIAMI B. GOLF COURSE PRACTICE TEE 210
MIAMI BEACH GOLF CLUB HOLE # 3 LAKE 211
MIAMI BEACH GOLF CLUB PATIO AWNING 212
MIAMI BEACH GOLF COURSE RENOVATION 213
NORMANDY SHORES GOLF CLUB-CLUBHOUSE ROOF 214
NORMANDY SHORES GOLF CARPET REPLACEMENT 215
NORMANDY SHORES GOLF CLUB KITCHEN FLOORS 216
NORMANDY SHORES GOLF CLUB PUMPS 217
NORMANDY SHORES GOLF CLUB RANGE TEE 218
NORMANDY SHORES GOLF CLUB TEE RENO 219

MONUMENTS

ALTON ROAD FOUNTAIN AT 20TH STREET 221
FLAGLER MONUMENT SOLAR ILLUMINATION 222
MBPD CUBAN MONUMENT RESTORATION 223
WATER TOWER RESTORATION STAR ISLAND 224
WORLD WAR MEMORIAL 225

PARKING

12TH ST. PARKING GARAGE WINDOWS 227
12TH ST. PARKING GARAGE DOM. WATER 228
12TH ST. PARKING GARAGE DRAIN 229
12TH ST. PARKING GARAGE EM. LIGHTS 230
12TH ST. PARKING GARAGE EXP. JOINTS 231
12TH ST. PARKING GARAGE HM DOORS 232
12TH ST. PARKING GARAGE OFFICE RENO 233
12TH ST. PARKING GARAGE UPGRADE 234
13TH ST. PARKING GARAGE CCTV 235
13TH ST. PARKING GARAGE COOLING 236
13TH ST. PARKING GARAGE DOM. WATER 237
13TH ST. PARKING GARAGE HM DOORS 238

PARKING CONT'D

13TH ST. PARKING GARAGE LED LIGHTS 239
13TH ST. PARKING GARAGE MAIN ELECTR 240
13TH ST. PARKING GARAGE STRUCTURAL 241
13TH ST. PARKING GARAGE TRAFFIC COAT 242
1755 MERIDIAN AVE GARAGE ELEVATOR 243
1755 PARKING GARAGE ELEVATOR RENEWAL 244
1755 PARKING GARAGE EMERGENCY BATTERY 245
1755 PARKING GARAGE FIRE ALARM SYSTEM 246
1755 PARKING GARAGE FIRE PUMP REPLACEMENT 247
1755 PARKING GARAGE FIRE SPRINKLER 248
17TH ST. PARKING GARAGE ELEVATOR 249
17TH ST. PARKING GARAGE BOLLARDS 250
17TH ST. PARKING GARAGE DECORATIVE 251
17TH ST. PARKING GARAGE DOM. WATER 252
17TH ST. PARKING GARAGE ELECTRICAL DISTRIB 253
17TH ST. PARKING GARAGE ELECTRICAL FEEDER 254
17TH ST. PARKING GARAGE ENTRANCE 255
17TH ST. PARKING GARAGE FIRE ALARM 256
17TH ST. PARKING GARAGE LED LIGHTING 257
17TH ST. PARKING GARAGE STAIRWELL COATING 258
17TH ST. PARKING GARAGE TRAFFIC COATING 259
42ND ST. PARKING GARAGE BARRIERS 260
42ND ST. PARKING GARAGE DOM. WATER 261
42ND ST. PARKING GARAGE DRAINAGE 262
42ND ST. PARKING GARAGE GATE 263
42ND ST. PARKING GARAGE LANDSCAPING 264
42ND ST. PARKING GARAGE MAIN ELECTR 265
42ND ST. PARKING GARAGE PAINTING 266
42ND ST. PARKING GARAGE REMODEL 267
42ND ST. PARKING GARAGE RENEWAL 268
42ND ST. PARKING GARAGE TRAFFIC COATING 269
42ND ST. RESTROOM RENOVATION 270
5TH & ALTON CCTV UPGRADES 271
5TH & ALTON ELEVATOR/ESCALATOR REPL 272
5TH & ALTON ROOF DECK WATERPROOFING 273
BISCAYNE BEACH ADDITIONAL PARKING 274
CONVENTION CENTER GARAGE STR. ASSMT 275
SUNSET HARBOR PARKING GARAGE ALARM 276
SUNSET HARBOR PARKING GARAGE CAMERA 277
SUNSET HARBOR PARKING GARAGE COAT 278
SUNSET HARBOR PARKING GARAGE DRAIN 279
SUNSET HARBOR PARKING GARAGE GENERATOR 280
SUNSET HARBOR PARKING GARAGE PUMP 281
SUNSET HARBOR PARKING GARAGE SCREEN 282
SUNSET HARBOR PARKING GARAGE SPRINKLER 283
SUNSET HARBOR PARKING GARAGE TRENCH 284

PARKING GARAGES

12TH ST. PARKING GARAGE FIRE ALARM 285
12TH ST. GARAGE- INT. FLOOR DRAINAGE 286
12TH ST. GARAGE-STAIRWELL DOOR 287

PARKING GARAGES CONT'D

12TH ST. GARAGE-STAIRWELL RAILING 288
12TH ST. GARAGE ROOF AND DECK 289
12TH ST. GARAGE-ROOF RENEWAL 290
12TH ST. OVERHEAD GATE RENEWAL 291
13TH ST. GARAGE FIRE ALARM 292
13TH ST. GARAGE-STAIRWELL RAILING 293
13TH ST. GARAGE - WATER SYSTEM 294
13TH ST. GARAGE LIGHTING (LED) 295
13TH ST. GARAGE NEON RENEWAL 296
13TH ST. GARAGE-40YR CERTIFICATION. 297
13TH ST. PARKING GARAGE COATING 298
16TH ST. GARAGE BUILDING JOINT REPLACEMENT 299
16TH ST. GARAGE-EXTERIOR RENEWAL 300
16TH ST. GARAGE-PLUMBING SYSTEM UPD. 301
16TH ST. GRG.-EXT. PAINT & WATERPRF 302
16TH ST. PARKING GARAGE AC CONDENS. 303
16TH ST. PARKING GARAGE ELECTRICAL 304
16TH ST. PARKING GARAGE ELECTRICAL 305
16TH ST. PARKING GARAGE ELEVATOR 306
16TH ST. PARKING GARAGE EXIT SIGNS 307
16TH ST. PARKING GARAGE GENERAL PAINTING 308
16TH ST. PARKING GARAGE GENERATOR 309
16TH ST. PARKING GARAGE HM DOORS 310
16TH ST. PARKING GARAGE PIPE BOLLARD 311
16TH ST. PARKING GARAGE FAN REPLACEMENT 312
16TH ST. PARKING GARAGE ROOFTOP LIGHT POLES 313
16TH ST. PARKING GARAGE ROOFTOP AIR UNIT 314
16TH ST. PARKING GARAGE STORAGE 315
16TH ST. PARKING GARAGE VEHICLE RESTRAINT 316
16TH ST. GARAGE-JOINT REPLACEMENT 317
16TH ST. CANVAS AWNING RENEWAL 318
16TH ST. GARAGE (ANCHOR) - PAINT 319
16TH ST. GARAGE FIRE SPRINKLER 320
16TH ST. GARAGE HVAC RENEWAL 321
16TH ST. GARAGE STAIRWAYS 322
16TH ST. GARAGE-GENERATOR 323
16TH ST. GARAGE-OFFICE/RESTROOM 324
16TH ST. GARAGE-ROOF TOP RENEWAL 325
17TH ST. GARAGE-GENERATOR REPLACEMENT 326
17TH ST. GARAGE-STORAGE SPACE RENOVATION 327
1755 GARAGE FIRE PUMP REPLACEMENT 328
1755 GARAGE GENERATOR 329
1755 MERIDIAN GARAGE ELEVATOR 330
1755 MERIDIAN GARAGE FLOOR DRAINAGE 331
1755 MERIDIAN GARAGE LED LIGHTING 332
1755 MERIDIAN GARAGE ROOF AND DECK 333
1755 MERIDIAN GRGE FIRE SPRINKLER 334
17TH ST. GARAGE 40YR RECERTIFICATION 335
17TH ST. GARAGE-PLUMBING SYSTEM UPDATE 336
17TH ST. GARAGE INTERIOR FLOOR DRAINAGE 337
17TH ST. PARKING GAR BATHROOM DRAINAGE 338

PARKING GARAGES CONT'D

17TH ST. PARKING GARAGE MAINTENANCE 339
17TH ST. GARAGE-ELECTRICAL FEEDER 340
17TH ST. GARAGE-1ST FL OFFICE 341
17TH ST. GARAGE-EXTERIOR COATING 342
17TH ST. PARKING GARAGE COATING 343
17TH ST. PARKING GARAGE ELEVATOR 344
42NG ST. GRGE-STAIRWELL WATERPROOFING 345
42ND ST. GARAGE ELEVATOR REPLACEMENT 346
42ND ST. GARAGE- INTERIOR DRAINAGE 347
42ND ST. GARAGE-PLUMBING SYSTEM UPD. 348
42ND ST. GARAGE FIRE ALARM SYSTEM 349
42ND ST. GARAGE-50YR CERTIFICATION 350
42ND ST. GARAGE-STAIRWELL RAILING 351
42ND ST. PARKING GARAGE MAINTENANCE 352
42ND ST. GARAGE-DISPATCH AREA 353
42ND ST. GARAGE-FIRE SPRINKLER 354
42ND ST. GARAGE-GENERATOR 355
5TH ST. & ALTON GARAGE STORMWATER WELL 356
7TH ST. GARAGE-SUPERSTRUCTURE RENEWAL 357
7TH ST. GARAGE SURFACE RESTORATION 358
7TH ST. GARAGE-FIRE SPRINKLER & PUMP 359
7TH ST. GARAGE-TRAFFIC COATING 360
7TH ST. GRGE-ENTRANCE FLOOD CONTROL 361
7TH ST. GARAGE FIRE ALARM SYSTEM 362
7TH ST. PARKING GARAGE 3 X 7 DOOR 363
7TH ST. PARKING GARAGE ELEVATOR CAB/CONTROLS 364
7TH ST. PARKING GARAGE ELEVATOR CAB FINISH 365
7TH ST. PARKING GARAGE FLOOD PANELS 366
7TH ST. PARKING GARAGE GATE 367
7TH ST. PARKING GARAGE HOSE BIB 368
7TH ST. PARKING GARAGE JOINT REPLAC 369
7TH ST. PARKING GARAGE PERM. DECKS 370
7TH ST. PARKING GARAGE SHIPS LADDER 371
7TH ST. PARKING GARAGE TRAFFIC COAT 372
7TH ST. GARAGE UPGRADE LIGHTING 373
7TH ST. GARAGE-DOOR REPLACEMENT 374
7TH ST. GARAGE-ELEVATOR 375
7TH ST. GARAGE-INTERIOR DRAINAGE 376
7TH ST. GARAGE-LANDSCAPING 377
7TH ST. GARAGE-OFFICE/RESTROOM 378
7TH ST. GARAGE-STAIRWELL RAILING 379
7TH ST. PARKING GARAGE ROOF TOP 380
ANCHOR - INTERIOR FLOOR DRAINAGE 381
ANCHOR GARAGE ELEVATOR REPLACEMENT 382
COLLINS PARK PARKING GARAGE 383
GARAGE SECURITY CAMERA SYSTEM 384
GARAGE-LICENSE PLATE RECOGNITION 385
MB POLICE GARAGE CONCRETE SPALLING 386
PARKING GARAGE AT 1262 COLLINS AVE 387
PENN GARAGE - NEW LIGHTING DISPLAY 388
PENN GARAGE DOMESTIC WATER DISTRIBUTION 389

PARKING GARAGES CONT'D

PENN GARAGE EXIST SIGNS AND EMERGENCY 390
PENN GARAGE FIRE SPRINKLER RENEWAL 391
PENN GARAGE GENERATOR UPGRADE 392
PENN GARAGE-ELEVATOR RENEWAL 393
PENN GARAGE-FIRE ALARM SYSTEM 394
PENN GARAGE-FIRE PUMP REPLACEMENT 395
PENN GARAGE-FIRE SPRINKLER RENEWAL 396
PENN GARAGE-GENERATOR RENEWAL 397
PENN GARAGE-HVAC RENEWAL 398
PENN GARAGE-PLUMBING SYSTEM UPDATE 399
PENN GARAGE-ROOFTOP-STAIRS ELEVATOR 400
PENN GARAGE-TRAFFIC COATING-RETAIL 401
PENN GARAGE-SEALING OF SUPERSTRUCTURE 402
RECONFIGURATION OF SANITATION AREA 403
SUNSET HARBOUR GARAGE ELEVATOR 404
SUNSET HARBOUR GARAGE GENERATOR 405
SUNSET HARBOUR GARAGE LED LIGHTING 406
SUNSET HARBOUR GARAGE SCREENING 407
SUNSET HARBOUR GARAGE SEALING 408
SUNSET HARBOUR GARAGE-FIRE ALARM 409
SUNSET HARBOUR GARAGE-ROOFTOP 410
SUNSET HARBOUR GRGE SPRINKLER 411
SUNSET HARBOUR GRGE-TRAFFIC COATING 412

PARKING LOTS

CITYWIDE PARKING LOTS IMPROVEMENTS 413
LOT 9D P86-6976 INDIAN CREEK DRIVE 414
P14 6TH ST & COLLINS PARKING LOT 415
PENRODS AT 1 OCEAN DR. PARKING LOT 416
SURFACE LOT AT BISCAYNE BEACH 417
SURFACE LOT P48 BASS MUSEUM LOT 418

PARKS

72 ST. COMMUNITY COMPLEX 419
ALLISON PARK PLAYGROUND REPLACEMENT 420
ALLISON PARK REDESIGN 421
ALTOS DEL MAR PARK 422
BAND SHELL MASTER PLAN 423
BATTING CAGES AT NORTH SHORE PARK 424
BEACH WALK PONDING AT 53RD STREET 425
BEACHWALK TREE WELLS 14-22 STREET 426
BELLE ISLE PARK PLAYGROUND 427
BELLE ISLE PARK PLAYGROUND REPLACEM 428
BISCAYNE ELEM SHARED FIELD LIGHTING 429
BRITTANY BAY PARK 430
BUOY PARK REFORESTATION IMPROVEMENT 431
CITYWIDE FITNESS COURSE REPLACEMENT 432
CITYWIDE PARKS COURT REPAIRS 433
CITYWIDE PARKS IRRIGATION SYSTEM 434
CITYWIDE PICKLEBALL AND PADEL COURT 435
CITYWIDE PK LANDSCAPING IMPROVEMENT 436

PARKS CONT'D

CMB SKATEPARK 437
COLLINS PARK CULTURAL FACILITY 438
COLLINS PARK PERFORMING ARTS VENUE 439
COLLINS PK LIGHTING SOUND SYSTEM 440
CRESPI PARK LIGHTING & MICRO SOCCER 441
CRESPI PARK PLAYGROUND REPLACEMENT 442
FAIRWAY PARK IMPROVEMENTS 443
FLAMINGO PARK 445
FLAMINGO PARK SOCCER FIELD TURF 447
FLAMINGO PARK TENNIS CENTER COURTS 448
FLAMINGO PK FOOTBALL FENCE 449
FLAMINGO PK FOOTBALL STADIUM TURF 450
FLAMINGO PK PLAYGROUND REPLACEMENT 451
FLAMINGO PRK BASEBALL STADIUM STAND 452
GO#1: 72 ST. COMMUNITY COMPLEX 453
GO#10: MAURICE GIBB PARK 454
GO#11: MUSS PARK 455
GO#12: NOBE OCEANSIDE PARK BEACHWLK 456
GO#13: N.SHORE PARK & YOUTH CENTER 457
GO#14: PALM ISLAND PARK 458
GO#15: PAR 3 / BAYSHORE PARK 459
GO#16: PINETREE PARK 460
GO#17: POLO PARK 461
GO#18: SCOTT RAKOW YOUTH CENTER 462
GO#19: SOUNDSCAPE PARK 463
GO#2: COLLINS PARK 464
GO#20: SOUTH POINTE PARK 465
GO#21: STILLWATER PARK 466
GO#22: TATUM PARK 467
GO#23: BAYWLK PEDESTRIAN BRIDGE 468
GO#24: MIDDLE BEACH BEACHWALK PH3 469
GO#27: LOG CABIN 470
GO#29: WEST LOTS 471
GO#3: CRESPI PARK 472
GO#30: SKATE PARK 473
GO#4: FAIRWAY PARK 474
GO#5: FLAMINGO PARK & YOUTH CENTER 475
GO#6: FISHER PARK 476
GO#7: LA GORCE PARK 477
GO#8: LUMMUS PARK 478
GO#9: MARJORY STONEMAN DOUGLAS PARK 479
INDIAN BCH PK PLAYGROUND EXPANSION 480
KAYAK LAUNCH DOCKS 481
LIFEGUARD STAND REPLACEMENTS 482
LUMMUS PARK PLAYGROUND REPLACEMENT 483
MAURICE GIBB PARK REDESIGN 484
MUSS PARK FACILITY 485
MUSS PARK PLAYGROUND REPLACEMENT 486
NON-MOTORIZED VESSEL KAYAK LAUNCH 487
NORMANDY ISLE PARK PLAYGROUND 488
NORMANDY ISLE PARK TURF INSTALL 489

PARKS CONT'D

NORTH BEACH OCEANSIDE PARK....490
NORTH SHORE PARK BASEBALL SCOREBD. 491
NORTH SHORE PARK YOUTH CENTER GYM....492
NSPYC KITCHEN & CABINETRY ADDITION....493
NSPYC LOBBY RECONFIGURATIOIN....494
PARK VIEW ISLAND ANNEX - DOG PARK....495
PARK VIEW ISLAND PARK PLAYGROUND REPLACEMENT..496
POLO PARK LIGHTING & SOCCER FIELD....497
POLO PARK PLAYGROUND REPLACEMENT....498
S. P. PARK-FISHING PIER RAILING REPAIR....499
SECURITY AUDIO SYSTEM FOR ALL POOLS....500
SHARED PATH ON PARKVIEW ISLAND PARK....501
SOUNDSCAPE AUDIO IMPROVEMENTS....502
SOUTH POINTE PARK LIGHTING....503
STILLWATER PARK LIGHTING & SOCCER....504
STILLWATER PLAYGROUND REPLACEMENT....505
WEST LOTS 85-86 ST CONVERSION....506

VOLUME II

RENEWAL & REPLACEMENT

10TH ST. AUDITORIUM HEAT PUMP RENEWAL....507
10TH ST. AUDITORIUM LED UPGRADE....508
10TH ST. AUDITORIUM-LOUVERS....509
10TH ST. AUDITORIUM ENTRANCE DRAINAGE....510
10TH STREET AUDITORIUM SECURITY ENHANCEMENT....511
12TH STREET PARKING LIGHTING (LED)....512
1701 MERIDIAN AVE 50 YEAR RECERT....513
1701 MERIDIAN AVE LED LIGHTING RETR....514
1701 MERIDIAN EXTERIOR PAINTING....515
1755 BUILDING CARD ACCESS SYSTEM....516
1755 BUILDING DOMESTIC WATER PUMP....517
1755 BUILDING EMERGENCY LIGHTING....518
1755 BUILDING FIRE ALARM REPL. 519
1755 BUILDING INTERIOR LIGHT RENO. 520
1755 BUILDING VFD RENEWAL....521
1755 MERIDIAN AVE OFFICE SECURITY....522
1755 MERIDIAN FRESH AIR INTAKES....523
1755 MERIDIAN ROOF REPLACEMENT....524
1755 ROOF REPLACEMENT....525
1755 BUILDING WATER COOLER RENEWAL....526
17TH ST. GARAGE EXPANSION & UPGRADE....527
21ST ST. RESTROOM RENOVATION....528
28TH ST. OBELISK STABILIZATION....529
41ST ST. FOUNTAIN RESTORATION....530
71ST ST. WELCOME SIGN RENOVATION....531
777 BUILDING HVAC 4TH FLOOR....532
777 FOUNTAIN/ COURTYARD RENOVATIONS....533
ADA POOL LIFTS CITYWIDE....534
ADDITIONAL ELECTRICAL 100AMP OUTLET....535
ADDITIONAL FIRE PUMP INSTALLATION....536

RENEWAL & REPLACEMENT CONT'D

ADDITIONAL SURGE PROTECTION....537
ANCHOR GAR.-FIRE ALARM REPLACEMENT....538
ANCHOR GARAGE-STAIRWELL DOORS....539
ARTISTIC BOLLARDS....540
AV SYSTEM AMPLIFIER POWER REWIRING....541
AV SYSTEM NETWORK WIRING REDUNDANCY....542
AV SYSTEM REDUNDANT HARDWARE....543
BACK OF HOUSE AREAS PROTECTION....544
BACK OF HOUSE PLATFORM INSTALLATION....545
BALLROOM BEAM DETECTORS REPLACEMENT....546
BASS MUSEUM - ROOF REPLACEMENT....547
BASS MUSEUM 40 YEAR RECERTIFICATION....548
BASS MUSEUM CLEAN STEAM HUMIDIFIER....549
BASS MUSEUM CONDENSER WATER PUMPS....550
BASS MUSEUM EMERGENCY LIGHTING REPL....551
BASS MUSEUM EXTERIOR LIGHTING RENEW....552
BASS MUSEUM EXTERIOR WALL REPAIRS....553
BASS MUSEUM FIRE ALARM REPLACEMENT....554
BASS MUSEUM GALLERY FLOOR RENO. 555
BASS MUSEUM GENERATOR....556
BASS MUSEUM INTERIOR GALLERY WALL....557
BASS MUSEUM KEYSTONE SEAL....558
BASS MUSEUM RETAINING WALL TILES....559
BASS MUSEUM TRANQUILITY FOUNTAIN....560
BASS MUSEUM WINDOW REPLACEMENT....561
BEACH RESTROOMS EXHAUST SYSTEMS....562
BEACH RESTROOMS PAINT AND CONCRETE....563
BEACH SHOWERS AT LUMMUS PARK....564
BEACH STORAGE AREA ENCLOSURE....565
BEACHFRONT RESTROOMS-RENOVATIONS....566
BEACHVIEW PARK IMPROVEMENTS....567
BEACHWALK DRAINAGE - 24 ST TO 46 ST....568
BEACHWALK DRAINAGE-S.POINTE - 23 ST....569
BELLE ISLE PARK LIGHTING ENHANCEMNT....570
BOLLARDS INSTALLATION AND REPL....571
BOTANICAL GARDENS RESTROOMS....572
BOYS & GIRLS CLUB SECURITY ENCLOS....573
BRITTANY BAY PARK CCTV....574
CANAL PARK LANDSCAPING REPLACEMENT....575
CARD ACCESS CONTROL FOR RADIO SITES....576
CHASE AVENUE SHARED PATH CCTV....577
CHILLER LINES FLUSHING....578
CITY HALL - MAIN ENTRANCE PAVERS....579
CITY HALL 40-YR STRUCTURAL....580
CITY HALL CARD ACCESS SYSTEM REPL. 581
CITY HALL CHAMBER & PRESS RM. RENO. 582
CITY HALL -COOLING TOWER CONDENSER....583
CITY HALL COOLING TOWER RENEWAL....584
CITY HALL DOMESTIC WATER PUMP RENEW....585
CITY HALL ELECTRICAL UPGRADES....586
CITY HALL ENERGY EFFICIENT BUILDING....587

RENEWAL & REPLACEMENT CONT'D

CITY HALL FIRE ALARM SYSTEM....588
CITY HALL LOADING DOCK RESURFACING....589
CITY HALL RESTROOM RENOVATIONS....590
CITY HALL-COOLING TOWER BASE....591
CITY HALL-GENERATOR REPLACEMENT....592
CITYWIDE GREEN INFRASTRUCTURE INSTALLATION....593
CLASSROOM BLDG KITTY CAMPUS ROOF....594
CODE / HOUSING OFFICES RELOCATION....595
COLONY THEATER - FIRE ALARM SYSTEM....596
COLONY THEATER ACOUSTIC CURTAINS....597
COLONY THEATER DOMESTIC WATER PUMP....598
COLONY THEATER ELEVATOR....599
COLONY THEATER ENTRY DOOR....600
COLONY THEATER EXIT SIGN RENEWAL....601
COLONY THEATER EXTERIOR PAINTING....602
COLONY THEATER IMPACT GLASS....604
COLONY THEATER LED LIGHTS UPGRADE....605
COLONY THEATER LOADING DOCK DOORS....606
COLONY THEATER RESTROOM RENOVATION....607
COLONY THEATER ROOF HATCH REPLACEMENT....608
CONV.CTR PARKING DECK CRACKS REPAIR....609
CONV.CTR. ADDITNL SECURITY CAMERAS....610
CONV.CTR. EXHIBIT HALLS FIRE STROBE....611
CONV.CTR. RUBBER WALLS REPLACEMENT....612
CONV.CTR. VIBRATION ISOLATORS....613
CONVENTION CTR. EXHIBIT HALL LIGHTS....614
CRESPI PARK BUILDING RENOVATION....615
DRONE FLEET REPLACEMENT....616
DUNES ENHACEMENTS AND RESTORATION....617
EAST CHILLED WATER PIPING INSULATION....618
ELECTRIC VEHICLE CHARGING STATIONS....619
ELECTRO WAVE EXTERIOR & INTERIOR PAINTING....621
ELECTRO WAVE ROOF REPAIRS....622
ENERGY CONSUMPTION MANAGEMENT INTEG....623
EXHIBIT HALL COLUMNS FITTING INSTALLATION....624
EXTERIOR ELEVATOR SHAFTS FRENCH CLEATS....625
FACILITY MANAGEMENT AIR COMPRESSOR....626
FACILITY MANAGEMENT CHILLER RENEWAL....627
FACILITY MANAGEMENT EXTERIOR WATERP....628
FAIRWAY PARK PAVILION RENOVATION....629
FIBER CONNECTIVITY FROM MBCC TO PRIDE PARK....630
FILLMORE ASBESTOS, LEAD PAINT, IAQ....631
FILLMORE CHILLED WATER PIPING RENEW....632
FILLMORE ELECTRICAL ENHANCEMENTS....633
FILLMORE EMERGENCY LIGHTING RENEWAL....634
FILLMORE EXHAUST SYSTEM RENEWAL....635
FILLMORE FREIGHT ELEVATOR RENEWAL....636
FILLMORE HVAC REPLACEMENTS....637
FILLMORE MIAMI BEACH EXT. WINDOW....638
FILLMORE PLUMBING ENHANCEMENTS....639
FILLMORE UPGRADES TO EXISTING FIRE....640

RENEWAL & REPLACEMENT CONT'D

FIRE ADMIN BLDG UPS SYSTEM RENEWAL....641
FIRE ADMINISTRATION FLOOR RENEWAL....642
FIRE STATION 2 ALARM SYSTEM....643
FIRE STATION #1 ROOF REPAIRS....644
FIRE STATION #2 TRAINING TOWER....645
FIRE STATION #2 WATERPROOFING....646
FIRE STATION #3 40 YEAR RECERT....647
FIRE STATION 1 - REPL. EXHAUST SYS....648
FIRE STATION 1 - EXIT SIGNS, EMERGE....649
FIRE STATION 1 - FIRE ALARM REPLACE....650
FIRE STATION 1 - OVERHEAD SECTIONAL....651
FIRE STATION 1 - RESTROOM....652
FIRE STATION 1 - WATERPROOFING, EXT....653
FIRE STATION 1 BATHROOMS RENOVATION....654
FIRE STATION 1 ROLL-UP DOOR RENEWAL....655
FIRE STATION 2 ADMIN - CCTV....656
FIRE STATION 2 ADMIN - EXIT SIGNS....657
FIRE STATION 2 ADMIN - WATER HEATR....658
FIRE STATION 2 ADMIN -WATER COOLER....659
FIRE STATION 2 AWNING STRUCTURE....660
FIRE STATION 2 - CALL SYSTEM RENEWAL....661
FIRE STATION 2 - CARD ACCESS CONTROL....662
FIRE STATION 2 - ELEV. CONTR. PANEL....663
FIRE STATION 2 - EXHAUST SYSTEMS....664
FIRE STATION 2 - FIRE SUPPRESSION....665
FIRE STATION 2 - GAS WATER HEATER....666
FIRE STATION 2 - INTERCOM SYSTEM....667
FIRE STATION 2 - LED LIGHT RETROFIT....668
FIRE STATION 2 - PAINT MASONRY....669
FIRE STATION 2 - PAINTED FINISHED....670
FIRE STATION 2 - SECURITY SYSTEM CC....671
FIRE STATION 2 - WATER COOLERS RENW....672
FIRE STATION 2 - WATERPROOF & PAINT....673
FIRE STATION 2 ADMIN - 1ST & 2ND FL....674
FIRE STATION 2 ADMIN - CARD ACCESS....675
FIRE STATION 2 ADMIN - CARPET REPLACEMENT....676
FIRE STATION 2 ADMIN - HVAC ELECTRIC....677
FIRE STATION 2 ADMIN - INT. PAINT....678
FIRE STATION 2 ADMIN - LED LIGHTS....679
FIRE STATION 2 - A/C REPLACEMENT....680
FIRE STATION 3 - CALL SYSTEM RENEW....681
FIRE STATION 3 - DISTRIBUTION EQUIP....682
FIRE STATION 3 - GYM FLOORING RENOVATION....683
FIRE STATION 3 - HVAC RENEWAL....684
FIRE STATION 3 - KITCHEN EQUIPMENT....685
FIRE STATION 3 - PAINTED FINISH REN....686
FIRE STATION 3 - PERIMETER FENCE....687
FIRE STATION 3 - REPL. EXHAUST SYS....688
FIRE STATION 3 - ROOF RENEWAL....689
FIRE STATION 3 - SECURITY SYSTEM....690
FIRE STATION 3 - WATCH OFFICE RENO....691

RENEWAL & REPLACEMENT CONT'D

FIRE STATION 3 - WATERPRF. & PAINT 692
FIRE STATION 3 - FIRE ALARM UPGRADE..... 693
FIRE STATION 4 - REPLACE EXHAUST SYS 694
FIRE STATION 4 - CALL SYSTEM RENEWL..... 695
FIRE STATION 4 - CONCRETE PATHWAY..... 696
FIRE STATION 4 - EMERGENCY LIGHTS 697
FIRE STATION 4 - FIRE ALARM RENEWAL..... 698
FIRE STATION 4 - LED LIGHTS RETROFT 699
FIRE STATION 4 - PAINTED FINISH REN 700
FIRE STATION 4 - RUBBER TILE FITNESS..... 701
FLAMING PARK POOL FACILITY RENO..... 702
FLAMINGO FOOTBALL STADIUM RAILINGS 703
FLAMINGO PARK BASEBALL FACILITY RES..... 704
FLAMINGO PARK HURRICANE WINDOWS 705
FLAMINGO PARK NORTH-SOUTH WALKWAY 706
FLAMINGO PARK POOL PLAYGROUND..... 707
FLAMINGO POOL DECK & PUMP ROOM..... 708
FLEET BAYS PLUMBING RENEWAL..... 709
FLEET FACILITY 40 YEAR RE-CERT. 710
FLEET FACILITY GATE 711
FLEET FACILITY PHASE II UPGRADE 712
FLEET FACILITY SECURITY CAMERAS..... 713
FLEET MANAGEMENT BAYS PAINTING 714
FLEET MANAGEMENT CONCRETE SPALLING..... 715
FLEET MANAGEMENT FIRE SPRINKLER..... 716
FLEET MANAGEMENT LED LIGHTING 717
FLEET MANAGEMENT STAIRS RESTORATION..... 718
FLEET MANAGEMENT WAREHOUSE CEILING..... 719
FLEET PARKING LOT RESURFACING..... 720
FLEET WARHSE. WTRPRF & ROOF REPAIRS 721
FLEET/SANITATION FIRE ALARM SYSTEM 722
FLEET/SANITATION ROOF DRAIN..... 723
FORK LIFTS REPLACMENTS (4)..... 724
GO#26: ROOFS FOR CULTURAL FACIL. 725
GO#48: POLICE HQ FACILITY..... 726
GO#52: LED LIGHTING IN PARKS 727
GREENSPACE FACILITY SECURITY SYSTEM..... 728
HENRY LIEBMAN SQUARE SECURITY ENHA..... 729
HISTORIC C. HALL ENRGY EFF. WINDOW..... 730
HISTORIC CH 2ND FLOOR RESTROOMS..... 731
HISTORIC CH-ROOF ACCESS LADDER 732
HISTORIC CITY HALL 1ST & 2ND FLOORS 733
HISTORIC CITY HALL 90 YEAR RECERT. 734
HISTORIC CITY HALL ELEVATOR..... 735
HISTORIC CITY HALL EXHAUST SYSTEM 736
HISTORIC CITY HALL EXTERIOR LIGHTNG..... 737
HISTORIC CITY HALL EXTERIOR WINDOWS 738
HISTORIC CITY HALL FIRE ALARM 739
HISTORIC CITY HALL FRONT ELEVATION 740
HISTORIC CITY HALL PAINTED FINISH..... 741
HISTORIC CITY HALL RENOVATIONS..... 742

RENEWAL & REPLACEMENT CONT'D

HISTORIC CITY HALL RESTROOMS RENEW..... 743
HISTORIC CITY HALL WATER COOLERS..... 744
HISTORIC CITY HALL-VFD REPLACEMENT 745
HOLOCAUST MEMORIAL CENTER WATER FEATURE..... 746
HOLOCAUST MEMORIAL POND LAMP REPLACEMENT 747
HOLOCAUST MEMORIAL JERUSALEM STONES 748
HOLOCAUST MEMORIAL ROOF REPLACEMENT..... 749
HOLOCAUST MEMORIAL MIAMI BEACH ROOF 750
INTERNAL AFFAIRS RESTROOM RENO. 751
IRRIGATION SYSTEM MACARTHUR CAUSEWY 752
LA GORCE PARK (RELATED TO GO #7) 753
MBCC LACTATION POD..... 754
MBCC LED WALLS (VARIOUS LOCATIONS) 755
LINCOLN RD STONE RESTORATION 756
MBCC LOWER CONCRETE UNDER STRC. BEAM..... 757
MARINE PATROL EXTERIOR RESTORATION 758
MAURICE GIBB PARK CCTV 759
MBCC 40 YEAR RECERTIFICATION REPAIR 760
MBCC COOLING TOWER ROOF REPLACEMENT 761
MBCC ELECTRICAL SWITCH GEAR..... 762
MBCC INSTALL CAMLOCK TERMINATION BOXES..... 763
MBCC WIRELESS NETWORK REPAIRING/COR 764
MBFD STATIONS SECURITY UPGRADES CW..... 765
MBPD 4TH FLOOR HVAC CONTROLS 766
MBPD ELEVATOR VESTIBULE RENEWAL 767
MBPD EXTERIOR WATERPROOF AND PAINT..... 768
MBPD GARAGE EXIT SIGNS AND SAFETY 769
MBPD GARAGE FLOOD MITIGATION IMPROV..... 770
MBPD K-9 TRAINING FACILITY 771
MBPD MAIN ROOF REPAIRS 772
MBPD N SUB STN PAINTING, FLOORING 773
MBPD NESS DOCK RENOVATION..... 774
MBPD NORTH SUB STATION PARKING LOT..... 775
MBPD PLAZA ACTIVATION- PHASE 1..... 776
MBPD-CONDENSER AND PUMPS 777
MDPL MUSEUM MASTERTPLAN..... 778
MIAMI BEACH BANDSHELL BACK OF HOUSE..... 779
MIAMI BEACH BOTANICAL GARDEN CAMERA 780
MIAMI BEACH BOTANICAL GARDEN FANS 781
MIAMI BEACH BOTANICAL GARDEN HVAC..... 782
MIAMI BEACH BOTANICAL GARDEN HVAC..... 783
MIAMI BEACH BOTANICAL GARDEN KITCH..... 784
MIAMI BEACH BOTANICAL RENOVATIONS 785
MIAMI BEACH GOLF CLUB LAKE AERATION..... 786
MIAMI BEACH TENNIS CENTER COURT RES..... 787
MIAMI CITY BALLET 3RD FLOOR WOOD FLOORS 788
MIAMI CITY BALLET ACCESS CONTROL 789
MIAMI CITY BALLET ACOUSTICAL CEILING 790
MIAMI CITY BALLET BOARD ROOM CARPET 791
MIAMI CITY BALLET DRY WALL REPAIRS 792
MIAMI CITY BALLET ELEVATOR MODERNIZATION..... 793

RENEWAL & REPLACEMENT CONT'D

MIAMI CITY BALLET EXIT SIGN RENEWAL 794
MIAMI CITY BALLET HANDS FREE FAUCET 795
MIAMI CITY BALLET HVAC DUCT RENO. 796
MIAMI CITY BALLET LED LAMP REPLACEMENT 797
MIAMI CITY BALLET LOADG. DOCK FLOOR..... 798
MIAMI CITY BALLET OFFICE AREA FLOOR 799
MIAMI CITY BALLET RESTROOM EXHAUST 800
MIAMI CITY BALLET STAIR FINISH RENO 801
MIAMI CITY BALLET STUDIO BLACKOUT..... 802
MIAMI CITY BALLET STUDIO FLOORING..... 803
MIAMI CITY BALLET UV LIGHT RETROFIT 804
MIAMI CITY BALLET VARIABLE AIR VAL. 805
MIAMI CITY BALLET VARIOUS REPAIRS..... 806
MIAMI CITY BALLET WINDOWS..... 807
MICROWAVE NETWORK UPGRADE AND CONVERSION. 808
MIDDLE BEACH WATER TOWER PAINTING 809
N. BEACH PARKS RESTROOM RESTORATION..... 810
N. SHORE BANDSHELL PLUMBING REPAIRS 811
N. SHORE TENNIS FACILITY FENCE 812
NB O/S PK BEACHWALK CCTV 79-87 ST..... 813
NESS FIRE ALARM PANEL RENEWAL 814
NESS FLOORING RENEWAL..... 815
NESS LED LIGHTS RETROFIT 816
NESS REPLACE LOUVERS W IMP. WINDOW 817
NEW WORLD SYMPHONY ELEVATOR..... 818
NEW WORLD SYMPHONY EXTERIOR PAINT..... 819
NEW WORLD SYMPHONY FIRE ALARM 820
NIMBLE CCTV FAST STORAGE SERVER 821
NORM. ISLE POOL LOCKER ROOM & PUMPS 822
NORMANDY ISLE PARK & POOL 823
NORMANDY ISLE PARK POOL FACILITY 824
NORMANDY ISLE PARK POOL RENOVATIONS 825
NORMANDY POOL LIGHTING IMPROVEMENT 826
NORMANDY SHORES DISTRICT REAR GATE 827
NORTH BEACH OCEANSIDE PARK CCTV 828
NORTH BEACH OCEANSIDE PARK DOG PARK 829
NORTH SHORE BANDSHELL SIGNAGE REPL. 830
NORTH SHORE COMMUNITY CENT. WINDOW..... 831
NORTH SHORE COMMUNITY CENTER - HVAC 832
NORTH SHORE PARK INTERCOM SYSTEM..... 833
NORTH SHORE PARK YOUTH CENTER A/C 834
NS YOUTH CNTR ROOFTOP A/C RENEWAL 835
OCEAN RESCUE FIRE ALARM RENEWAL 836
OCEAN RESCUE PARKING LOT IMPROV..... 837
PARK VIEW WATER QUALITY IMPROVEMENT 838
PARKS MAINT. FACILITY RENOVATIONS 839
PASSIVE PARK ON 63RD AND PINETREE 840
PLANT MATERIAL REPLACEMENT/ADDITION..... 841
POLICE HQ & PARKING GAR. FIRE ALARM..... 842
POLICE HQ ELEVATORS & OTHER PROJECT..... 843
PORTABLE LED VMS BOARDS..... 844

RENEWAL & REPLACEMENT CONT'D

POWER OUTPUT INCREASE TO 400 AMP DI 845
PRIDE PARK CCTV (NO INFRASTRUCTURE)..... 846
PUBLIC WORKS FACILITY EXTERIOR..... 847
PUBLIC WORKS YARD EQUIPMENT..... 848
PUBLIC WORKS YARD EXTERIOR LIGHTS..... 849
PUBLIC WORKS YARD RESTROOM EXHAUST 850
PUBLIC WORKS YARD WAREHOUSE LED LIGTING 851
PUBLIC WORKS YARD WATER DISTRIBUTION. 852
PW WHS & SHOPS LED LIGHTS RETROFIT 853
RAIN WATER PIPE RELOCATIONS/ENCLOSURE..... 854
REPLACE THE EAST SIDE BOILER AND HO 855
RESTORATION OF MERMAID SCULPTURE 856
RHYTHM FOUNDATION AT NORTH MIAMI BE 857
ROOF TOP COOLING TOWER REPLACEMENT..... 858
SCOTT RAKOW YOUTH CENTER - STRUCTURE 859
SCOTT RAKOW YOUTH CENTER GYM BLEACHERS 860
SCOTT RAKOW YOUTH CENTER LIGHTING 861
SCOTT RAKOW YOUTH CENTER-KITCHEN..... 862
SCOTT RAKOW YOUTH CNTR INTERCOM SYS 863
SECURITY CAMERA BCHWALK - 46-63 ST 864
SECURITY CAMERA BCHWALK - 63-79 ST 865
SECURITY ENHANCEMENTS CITYWIDE 866
SHANE ROWING CENTER DOCK RAMP 867
SHANE ROWING CENTER HVAC UNITS REPL..... 868
SMALL WARES/TABLE TOP BANQUET EQUIP..... 869
SMART CARD ACCESS SYSTEM- PHASE I..... 870
SMART CARD ACCESS SYSTEM-PHASE II 871
SOBE CATS BUILDING ENTRY RAMP 872
SOUND DEADENING PRODUCT INSTALLATION 873
SOUNDSCAPE PARK IMPROVEMENTS 874
SOUNDSCAPE PK SOUND & LED LIGHTING 875
SOUTH BEACH ROW LANDSCAPE 876
SOUTH POINTE PARK HVAC REPLACEMENT..... 877
SOUTH POINTE PARK SPLASH PAD 878
SOUTH POINTE PK-FIRE ALARM RENEWAL..... 879
SOUTH SHORE C.C. FIRE ALARM RENEWAL..... 880
SSCC ROOT MITIGATION & FLOORING REP 881
SUNSET HARBOUR GARAGE FIRE PUMP 882
SUNSET HARBOUR GARAGE INT. FLOOR..... 883
SURFACE LOTS CITYWIDE LANDSCAPING 884
TERRAZZO FLOOR SCRUBBERS (MBCC)..... 885
THE FILLMORE 40-YR RECERTIFICATION..... 886
UNIDAD BUILDING-DOOR RENEWAL..... 887
UNIDAD BUILDING-WINDOW SEAL RENEWAL..... 888
UNIDAD ELEVATOR MODERNIZATION..... 889
UNIDAD INTERIOR & EXTERIOR PAINTING 890
UNIDAD SENIOR CENTER ACOUSTIC ENH. 891
WALK IN COOLER/FREEZER (CC NEW MAIN KITCHEN) .. 892
WALK IN COOLERS (CC FIRST LEVEL WAREHOUSE)..... 893
WALK- OFF MATS REPLACEMENT (CC)..... 894
WATER STATION ROOF REPLACEMENT 895

RENEWAL & REPLACEMENT CONT'D

WATERWAY MARKERS & SIGNS 896
WATERWAY MARKERS PHASE II 897
XHALL VENTILATION EXTRACTION SYSTEM 898

SEAWALLS

BRITTANY BAY PARK SEAWALL 899
CITYWIDE SEAWALL REHAB 900
COLLINS CANAL ENHANCEMENT PROJECT 901
CONVENTION CENTER DR TO WASHINGTON 902
GO#39: SEAWALLS & SHORELINES 903
INDIAN BEACH PARK SEAWALL 904
LENOX COURT & JEFFERSON AVE SEAWALL 905
SEAWALL - HOLOCAUST MEMORIAL 906
SEAWALL DADE BLVD - WASHINGTON AVE 907
SEAWALL-BISCAYNE BAY ST END PH. II 908
SEAWALL-BOTANICAL GARDEN 909
SEAWALL-DICKENS AV SHORELINE 910
SHANE WATERSPORT SEAWALL 911

STREETS / SIDEWALKS / STREETSCAPES

17TH STREET NORTH IMPROVEMENTS 913
1ST STREET-ALTON RD TO WASHINGTON 914
71ST STREET BUSINESS CORRIDOR LIGHT 915
72ND STREET PROTECTED BIKE LANE 916
ALLEYWAY RESTORATION PH III 917
BAYSHORE NEIGH. BID PACK A 918
BAYSHORE NEIGH. BID PACK D 920
BAYSHORE NEIGH. CENTRAL - SOUTH 922
BONITA DRIVE STREET END IMPROVEMENT 924
CITY CENTER COMMERCIAL DISTRICT BPB 925
CITY CENTER RESILIENCY ENHANCEMENTS 927
CITYWIDE CURB RAMP INSTALLATION 928
CITYWIDE STREET PAVEMENT 929
COLLINS / HARDING ALLEY RESTORATION 930
COLLINS PARK ANCILLARY IMPROVEMENTS 931
CONVENTION CNTR LINCN RD CONNECTOR 932
DADE BOULEVARD PEDESTRIAN PATHWAY 933
FLAMINGO NEIGHBORHOOD 934
GO#31: OCEAN DRIVE CORRIDOR 935
GO#32: PALM & HIBISCUS LANDSCAPING 936
GO#33: STREET TREE MASTER PLAN 937
GO#34: ABOVE GROUND IMPROVEMENTS 938
GO#35: FLAMINGO PARK NEIGHBORHOOD 939
GO#36: WASHINGTON AVE. CORRIDOR 940
GO#37: SIDEWALK IMPROVEMENTS 941
GO#38: STREET PAVEMENT 942
GO#40: 41 ST. CORRIDOR 943
GO#41: LA GORCE NEIGHBORHOOD 944
GO#44: NORTH SHORE NEIGHBORHOOD 945
GO#53: SECURITY FOR PUBLIC SPACES 946
INDIAN CREEK LANDSCAPE & IRRIGATION 947

STREETS / SIDEWALKS / STREETSCAPES CONT'D

LA GORCE NEIGHBORHOOD IMPROVEMENTS 948
LINCOLN RD LENOX-COLLINS W/SIDE ST. 950
LINCOLN RD MALL ADA PEDESTRIAN 951
MERIDIAN AVE SHARED USE PATH 952
MIDDLE BEACH ROW LANDSCAPE 953
NAUTILUS NEIGHBORHOOD 954
NORMANDY ISLES DRAINAGE IMPROVEMENT 955
NORTH BEACH ROW LANDSCAPING 956
NORTH SHORE NEIGH. IMPROVEMENTS 957
OCEAN DR. EXTENDED SIDEWALK PROJECT 959
ORCHARD PARK 960
ORCHARD PARK TRAFFIC CALMING 961
PALM & HIBISCUS NEIGHBORHOOD IMPROVEMENTS 962
PAVEMENT & SIDEWALK PROGRAM 964
RESTORATIVE TREE WELL CITYWIDE 965
RESTORATIVE TREE WELL TREATMENT 966
RESTORATIVE TREEWELL-PH 3 967
RESTORATIVE TREEWELL-PH 4-SOUTH BCH 968
RUE VENDOME PUBLIC PLAZA 969
S. BOWL SIGNAGE/ PAINTING/ LIGHTING 970
SHORT-TERM 41ST ST RECOMMENDATIONS 971
SLOW STREETS 972
STILLWATER ENTRANCE SIGN 973
SUNSET 3 & 4 UTILITY PAYMENT 974
TOWN CENTER 975
VENETIAN NEIGH. -ISLANDS 976
WASHINGTON AVENUE MILLING & RESURFACE 978
WEST AVE/BAY RD NEIGHBORHOOD 979
WEST AVENUE BICYCLE LANES PHASE II 981
WEST AVENUE PHASE II 982

STREET LIGHTING

5TH STREET FLYOVER LIGHTING 985
BEACHWALK LIGHTING RETRO 986
CITYWIDE PARKING LOTS LIGHTING 987
GO#55: STREET LIGHTING IMPROVEMENTS 988
SMART LIGHTING MASTER PLAN 989
STREET LIGHTING IMPROVEMENTS 990

TRANSIT / TRANSPORTATION

10TH STREET NEIGHBORHOOD GREENWAY 991
15TH STREET NEIGHBORHOOD GREENWAY 992
16TH STREET PROTECTED BIKE LANES 993
2 WAY CONVERSION 42ND ST. SHERIDAN 994
20TH STREET NEIGHBORHOOD GREENWAY 995
21ST STREET PROTECTED BICYCLE LANES 996
51ST STREET NEIGHBORHOOD GREENWAY 997
69TH STREET BUFFERED BIKE LANES 998
6TH STREET NEIGHBORHOOD GREENWAY 999
71ST STREET BRIDGE BIKE LANES 1000
71ST STREET DICKENS AVENUE INTERSEC 1001

TRANSIT / TRANSPORTATION CONT'D

73RD STREET PROTECTED BIKE LANES 1002
ADAPTIVE TRAFFIC SIGNAL CONTROLS 1003
ALTON RD & 16TH STREET INTERSECTION 1004
ALTON ROAD SHARED USE PATH PHASE II 1005
BAY DRIVE NEIGHBORHOOD GREENWAY 1006
BAYSHORE NEIGH. TRAFFIC CALMING 1A 1007
BIARRITZ DR. NEIGHBORHOOD GREENWAY 1008
BICYCLE LANES/SHARED USE PTH IMPROV 1009
DADE BOULEVARD AND MICHIGAN AVENUE 1010
DADE BOULEVARD PROTECTED BICYCLE LANES 1011
ENHANCED CROSSWALKS 1012
ENTRANCE SIGNS TO NORTH BEACH 1013
EUCLID AVE. PROTECTED BICYCLE LANE 1014
FAIRWAY DRIVE SHARED-USE PATH 1015
GO#42: TRAFFIC CALMING 1016
GO#43: BIKE LANES & SHARED USE PATH 1017
HAWTHORNE AVENUE NEIGHBORHOOD GREEN 1018
INDIAN CREEK CAPACITY IMPROVEMENTS 1019
INDIAN CREEK DR PROTECTED BIKE LANE 1020
INTELLIGENT TRANSPORT SYSTEM 1021
LA GORCE / PINE TREE DR BIKE LANES 1023
MERIDIAN AVENUE & LINCLN. LN. CROSS 1024
MERIDIAN AVENUE BICYCLE LANES 1025
MERIDIAN AVENUE NEIGH. GREENWAY 1026
MERIDIAN AVENUE PEDESTRIAN CROSSING 1027
MIDDLE BEACH INTERMODAL STATION 1028
MULTIMODAL IMPROVEMENTS TO CITY PED 1029
NAUTILUS TRAFFIC CALMING PHASE I 1030
NEW BUS SHELTER DESIGNS 1031
NORTH BAY ROAD NEIGH. GREENWAY 1032
NORTH BEACH GREENWAYS PHASE I 1033
NORTH BEACH GREENWAYS- PHASE II 1034
NORTH BEACH GREENWAYS PHASE III 1035
PINE TREE DR./46TH ST. TRAFFIC CIRCLE 1036
PRAIRIE AVE/44TH ST. TRAFFIC CIRCLE 1037
RAISED CROSSWALKS AND INTERSECTIONS 1038
ROYAL PALM NEIGHBORHOOD GREENWAY 1039
SOUTH BEACH PEDESTRIAN ZONES 1040
SOUTH BEACH PROMENADE 1041
SOUTH OF FIFTH NEIGH. TRAFFIC CALMING 1042
SOUTH POINTE DRIVE PROTECTED BIKE 1046
TRANSPORTATION CAPITAL INITIATIVE 1047
VENETIAN ILLUMINATED CROSSWALKS 1048

UTILITIES

54IN DIAMETER REDUNDANT SEWER FORCE 1049
ALLISON ISLAND NORTH 1050
BELLE ISLE 1051
BIOSWALE PILOT PROJECT 1052
BISCAYNE BEACH 1053
BISCAYNE POINT 1054

UTILITIES CONT'D

CENTRAL BAYSHORE 1055
CITYWIDE INTERIM FLOOD SOLUTIONS 1056
DERM & EPA CONSENT DECREE 1057
DRAINAGE SYSTEM WATER QUALITY PILOT 1058
ENERGY SUB-METERS IN MUNICIPAL BUILDINGS 1059
FDOT UTILITIES RELOCATION 1060
FIBER COMMUNICATIONS INSTALLATION 1061
INDIAN CREEK PARKWAY 1062
INDIAN CREEK STREET DRAINAGE IMP. 1063
LA GORCE ISLAND 1064
LAKEVIEW NEIGHBORHOOD IMPROVEMENTS 1065
MT. SINAI STORMWATER PUMP STATION 1066
NORMANDY SHORES 1067
PARK VIEW ISLAND 1068
SCADA AND PLC SYSTEMS 1069
SEWER PUMP STATION ODOR CONTROL 1070
STAR ISLAND 1071
STORM WATER OUTFALLS 1072
SUNSET HARBOUR PUMPSTATION UPGRADES 1073
SUNSET ISLAND 1 1074
SUNSET ISLAND 2 1075
VALVE REPLACEMENT PROGRAM 1076
WASTE WATER STATIONS REHABILITATION 1077
WASTEWATER MANHOLE REHABILITATION 1078
WATER & WASTEWATER MAINS AND REHAB 1079
WATER METER REPLACEMENT PROGRAM 1080
WATER PUMP STATIONS IMPROVEMENTS 1081

DEFINITIONS 1083

APPENDIX A - MAPS 1085

APPENDIX B - RESOLUTIONS 1091

Organization of Document

This document provides summary information by funding sources and program areas of all active projects included in both the Capital Improvement Plan and the Capital Budget. In addition, detailed information is provided for each project in each program area. The document is organized into three main sections:

CAPITAL BUDGET

The first section provides a narrative overview of the funds appropriated in the first year of the CIP, i.e. the FY 2023 Capital Budget; a summary of funding sources for FY 2023; a summary of the total appropriated for each project in FY 2023 by funding source; and a summary of the total appropriated in FY 2023 by program area (i.e. bridges, parks, streets/streetscapes, etc.).

CAPITAL IMPROVEMENT PLAN

The second section provides information on the FY 2023 – FY 2027 CIP, including:

- A **narrative** overview of the entire 5-year plan
- **CIP Program Areas** – provides a summary of the total funding anticipated for each project over its lifetime organized by program area
- **CIP Funding Sources** – provides a summary of the amount of each project that is to be funded by a particular funding source over the entirety of the CIP

PROJECT DETAILS

The third section provides detailed information for each active project in the CIP, organized in the following manner:

I. General: Provides a general overview of the project, including:

- Title
- Project Number
- Department
- Location
- Description

II. Cost Summary: Identifies all costs associated with implementing the project. Costs categories include:

- Art in Public Places (per City of Miami Beach Ordinance 2019-4296)
- Program Management
- Land Acquisition
- Planning/Design/Engineering
- Construction
- Construction Management (based on a percentage of the sum of planning/design, construction, and equipment expenses each year which funds the CIP Office and Administrative functions)
- Equipment (including furniture)

III. Funding Summary: Identifies the specific funding sources by year as well as a summary of each type of funding. Amounts included in previous years and FY 2023 are funded, while funding for FY 2024 and beyond are programmed, and subject to change in future budget processes.

MIAMIBEACH

Capital Budget & Capital Improvement Plan

CAPITAL BUDGET

The City's annual Capital Budget contains capital project commitments appropriated for Fiscal Year 2023. Preparation of the Capital Budget occurred simultaneously with the development of the FY 2023 – 2027 Capital Improvement Plan (CIP) and FY 2023 Operating Budget. The Capital Budget represents the project budgets for both current and new capital projects necessary to improve, enhance, and maintain public facilities and infrastructure to meet the service demands of residents and visitors to the City of Miami Beach. Capital reserves, debt service payments, and capital purchases found in the Operating Budget are not included in this budget. The Capital Budget for FY 2023 appropriates funding for projects that will require commitment of funds during the fiscal year.

The Capital Improvement Plan is a financing and construction/acquisition plan for projects that require significant capital investment. The CIP, which is updated annually and submitted to the City Commission for adoption, specifies and describes the City's capital project schedules and priorities for the five years immediately following the Commission's adoption. In addition, the first year of the plan outlines the funding to be appropriated in the annual Capital Budget.

This document is an official statement of public policy regarding long-range physical development in the City of Miami Beach. A capital improvement is defined as a capital or "in-kind" expenditure of $25,000 or more, resulting in the acquisition, improvement, or addition to fixed assets in the form of land, buildings, or improvements more-or-less permanent in character and durable equipment with a life expectancy of at least five years.

The FY 2023 – 2027 CIP for the City of Miami Beach is a five-year plan of public improvements and capital expenditures, adopted by the City totaling $873.0 million, of which $73.7 million was appropriated in FY 2023. The total for all projects included in the comprehensive capital plan is $3.8 billion, which also includes $1.7 billion in appropriations for ongoing projects through FY 2022 and $1.2 billion in unfunded/programmed needs beyond FY 2027.

Projects will address many needs across different areas of the City including neighborhood enhancements such as landscaping and sidewalk restoration; traffic calming; roadway and bridge resurfacing and reconstruction; water, sewer, and drainage system improvements; park construction, renovations, and upgrades; renovation of seawalls; parking lot and garage renovations; and construction/renovations of public facilities. A detailed listing of all capital projects is provided in the final FY 2023 – 2027 Capital Improvement Plan & FY 2023 Capital Budget document.

CAPITAL BUDGET CONT'D

The Capital Budget for FY 2023 was appropriated on October 1, 2022.

BACKGROUND

On July 21, 1999, the City Commission approved the CIP for the City and the Redevelopment Agency (RDA). Since that time, the City has issued additional General Obligation Bonds pursuant to referendum; Water and Sewer Revenue Bonds; Storm Water Revenue Bonds; Resort Tax Revenue, Parking Revenue, RDA Tax Increment Revenue and Revenue Refunding Bonds; and an Equipment Loan. In addition, beginning in FY 2006, the City committed to funding a Pay-As-You-Go component of the Capital Budget funded from General Fund revenues, as well as committing to using Resort Tax Quality of Life funds in North, Middle, and South Beach for capital projects. In 2005, through a series of workshops with the Mayor and Commission for the City of Miami Beach, previously approved appropriations were reviewed to ensure that projects scheduled to begin construction in the next few years were fully funded, appropriating funds from other projects scheduled to begin in later years and providing for those to be replaced from future financing sources. These changes were reflected in the FY 2006 – 2010 Capital Budget and CIP for the City and the RDA which was approved by the City Commission on September 21, 2005.

In the Spring of 2006, the City created a Capital Budget Process Committee with the responsibility of reviewing and prioritizing new capital projects that would be funded in a given fiscal year and for recommendation of funding allocations from authorized sources for the prioritized projects. The Committee developed and implemented a structured committee-based process for the development of the CIP and Budget, including review criteria that projects must meet to be considered for funding. This process was reviewed and refined annually by the Committee.

The flowchart below provides an overview of the Capital Budget process and timelines.

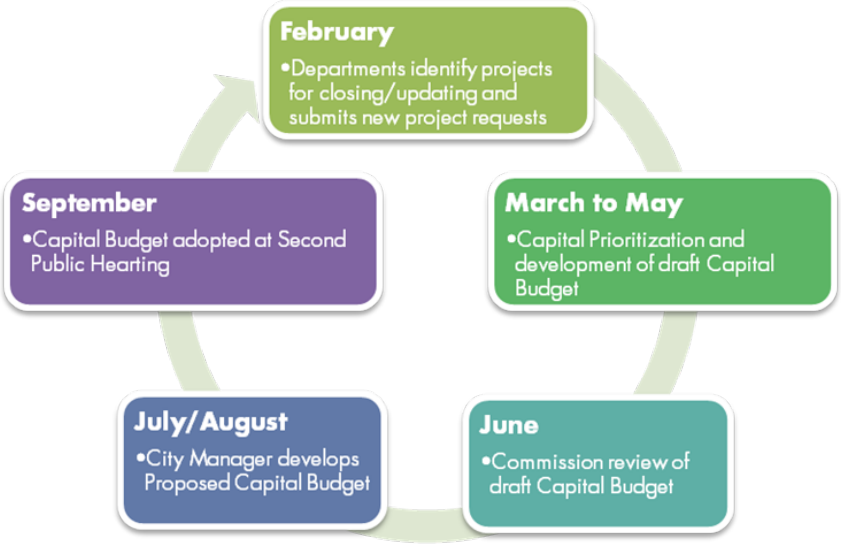

BACKGROUND CONT'D

Based on the direction received from the Finance and Economic Resiliency Committee (formerly referred to as the Finance and Citywide Projects Committee) in February 2008, the process was modified to allow for early input to the prioritization process by the City Commission. Under the new process, a preliminary list of unfunded projects is presented to the Finance and Economic Resiliency Committee, providing the opportunity for input and prioritization. This is consistent with the process for City Commission input regarding operating budget priorities, and the format used would be similar to that used to seek guidance on operating budget priorities in prior years. This revised process allows early input by the City Commission regarding priorities for funding, subject to availability.

Construction management for the CIP is provided by the CIP Office. This office is designed to consolidate the City's capital construction effort into a single entity and is tasked with constructing the City's funded Capital Improvements in a timely manner. Projects within neighborhood areas are combined to create a single project that addresses the neighborhood needs for infrastructure upgrades, traffic flow, enhancements, etc. This comprehensive approach minimizes disruptions and generates costs savings. To foster this on-going implementation effort, the City has entered into agreements with various firms for program management, architectural, engineering, and other relevant professional services, as well as awarding contracts for construction.

In addition, several other departments provide management of some specialized projects. For example, Public Works provides construction management for some utility projects; Environment and Sustainability provides management for some environmental projects; and Parks and Recreation provides management of some park-related projects.

BACKGROUND CONT'D

On November 6, 2018, the City of Miami Beach voters approved the issuance of a $439 million G.O. Bond to fund a total of 57 capital projects citywide, ranging from vertical construction, roadwork, park constructions and renovations, technology implementation, renewals and repairs, and underground infrastructure work. In order to ensure that these projects are completed within reasonable timeframe, within budget, on a coordinated basis (including coordination with non-G.O. Bond projects and projects by other jurisdictions), through the incorporation of resiliency and best practices, and with effective communication to all impacted stakeholders, the G.O. Bond Program Management division of the City Manager's Office is spearheading the implementation of these projects. Additional information regarding the implementation of the 2018 G.O. Bond program is available at www.gombinfo.com

PURPOSE AND BENEFIT

The CIP is a five-year funding schedule, which is updated annually to add new projects, re-evaluate program and project priorities, and revise recommendations while also considering new requirements and new sources of funding. The annual capital programming process provides the following benefits:

- Serves as a source of information about the City's physical development and capital expenditures to the citizens, City Commission and administration, private investors, funding agencies, and financial institutions
- Provides a mechanism that applies uniformity and consistency in the evaluation of projects and assists in the establishment of priorities
- Provides for coordination among projects with respect to funding, location, and time

The CIP is developed in accordance with the City's stated plans,

PURPOSE AND BENEFIT CONT'D

The CIP is developed in accordance with the Cit's staed plans, goals, and objectives and provides for the proper physical and financial coordination of projects. Private sector development initiatives that provide/require modifications to certain infrastructure are properly coordinated with City projects to achieve compatibility and the greatest benefit.

LEGAL AUTHORITY

Legal requirements for preparing the City of Miami Beach's CIP are set forth in Miami-Dade County Code (Section 2-11.7—2-11.11), and the Florida Statutes. House Bill 2377, passed during the 2000 Regular Session of the Florida Legislature, requires the thorough revision of the CIP as a basis of policy and budget initiatives.

RELATIONSHIP OF THE CIP TO THE COMPREHENSIVE PLAN

The City of Miami Beach's Comprehensive Plan contains a Capital Improvement Element (CIE) which describes major City public facility improvements recommended in various elements of the Comprehensive Plan for implementation during the five years following adoption of the Comprehensive Plan. The CIE also demonstrates the ability to fund those improvements. The projects listed are intended to address existing "deficiencies," achieve facility "replacement," or contribute to the general "improvement of Miami Beach." The information in the CIE of the City's Comprehensive Plan is based on the CIP.

PROCESS AND PREPARATION OF THE CIP AND CAPITAL BUDGET

The City's CIP and Capital Budget development process begins in the spring when all departments are asked to prepare their own CIP containing information on the department's ongoing and capital projects. Individual departments submit requests to the Budget Office, identifying funding sources and requesting commitment of funds for their respective projects.

The City's management team reviews the proposed projects according to the City's strategic priorities, based on the Review Criteria described below. In addition, the review considers conformance with the City's Comprehensive Plan and other plans for specific areas, and linkages with other projects for combined impact, the availability and source of funding, project impact for maximum benefits to the citizens of the City, and the length of time that a project will benefit the City.

The proposed document is then reviewed by the City Manager, and upon approval, is submitted to the Finance and Economic Resiliency Committee for review and, subsequently, to the City Commission and Redevelopment Agency Board for final approval and adoption.

REVIEW CRITERIA

All projects submitted for inclusion in the City's CIP are reviewed on the basis of relative need, benefit, and cost. In addition, several guiding policies direct the determination of the content, scheduling, and funding of the CIP. These policies are as follows:

1. Meet the City's strategic priorities
2. Maximize return on investment in consideration of financial limitations and budget constraints so as to:
    - Preserve prior investments where possible
    - Reduce operating costs
    - Maximize use of outside funding sources to leverage the City's investment
    - Maximize cost effective service delivery
3. Improve and enhance the existing network of City service levels and facilities
4. Implement adopted plans
5. Demonstrate coordination and compatibility with other capital projects and other public and private efforts

CAPITAL BUDGET PROCESS REVIEW

There are three major steps of the Capital Budget review process that staff undertakes each year:

1. Existing projects are reviewed to identify areas where funding previously programmed in the CIP for the upcoming year, as well as future years of the plan, need to be revised due to changes in cost, scope, etc.
2. Projects that have been in the conceptual planning stage are reviewed to determine whether they are sufficiently far enough along to warrant incorporating them in the adopted capital budget and CIP for the upcoming year.
3. Funding for new projects are submitted and reviewed by an in-house Committee comprised of City staff.

Capital funding priorities were discussed at the Finance and Economic Resiliency Committee budget briefings held on July15, 2022 and July 22, 2022. The City Manager, Assistant City Managers, the CIP Office Director, other Department Directors, and other City staff were available to discuss specific projects and respond to the Committee's questions.

SOURCES OF FUNDS

The success of any CIP depends on the close coordination of the physical plan with a financial plan. Projects may be financed through a "Pay-As-You-Go" capital component based on transfers from the General Fund, although these are often challenging to fund as they must compete with recurring operating requirements.

For this reason, the City has a financial goal of funding at least 5 percent of the General Fund operating budget as transfers for capital projects (Pay-As-You-Go, Renewal and Replacement, Information and Communication Technology) and capital projects contingency. The purpose of this goal is multi-faceted:

1. To provide flexibility in the operating budget that would allow the budget to be reduced without impacting services during difficult economic times
2. To ensure that the City funds needed upkeep on our General Fund facilities, and right-of-way landscaping, lighting, etc.
3. To provide a mechanism to address additional scope of small new projects prioritized by the community and the City Commission instead of having to delay these for a larger General Obligation Bond issue
4. To provide contingency funding so that projects where bids were higher than budgeted did not have to be delayed, especially during a heated construction market where delays often lead to further increases in costs

Additional means of financing of capital projects include the following:

- Borrowing money through the sale of bonds authorized by voters – General Obligation Bonds. General Obligation Debt (G.O. Debt) is the debt service funding required for voter-approved bonds issued with the belief that a municipality will be able to repay its debt obligation through taxation or revenue from projects. No assets are used as collateral. Funds in this category include:
    - Gulf Breeze Bond Funds – Other (Loan Pool)
    - RCP – 15M Bond – 1996 Parks, Recreation and Culture GO Bond
    - 1999 GO Bonds – Fire Safety
    - 1999 GO Bonds – Neighborhood Improvements
    - 1999 GO Bonds – Parks & Beaches
    - 2003 GO Bonds – Fire Safety
    - 2003 GO Bonds – Neighborhood Improvements
    - 2003 GO Bonds – Parks & Beaches
    - 2019 GO Bonds – Infrastructure
    - 2019 GO Bonds – Parks
    - 2019 GO Bonds – Public Safety

SOURCES OF FUNDS CONT'D

- Borrowing money through the sale of bonds paid for by pledging a specific revenue stream – Revenue Bonds. Funds in this category include:
    - 1997 Parking System Revenue Bonds
    - 2010 Parking Bonds
    - 2015 Parking Revenue Bonds
    - 2015 RDA Bonds
    - 2015 Resort Tax 1% Bonds
    - Storm Water Bonds 2000
    - Storm Water Bonds 2011
    - Storm Water Bonds 2015
    - Storm Water Bonds 2017
    - Interest on Storm Water Bonds
    - Proposed Future Storm Water Bonds
    - Water and Sewer Bonds 2000
    - Water and Sewer Gulf Breeze Loan 2006 Series
    - Water and Sewer Gulf Breeze Loan 2010 Series
    - Water and Sewer Bonds 2017
    - Interest on Water & Sewer Bonds
    - Proposed Future Water & Sewer Bonds

- Equipment Loans/Leases – used to fund capital equipment such as cars, trucks, and heavy equipment

- Federal, State, and County Grant Aid Programs. Funding sources in this category include the following:
    - HUD (Housing and Urban Development) Section 108 Loan
    - Miami-Dade County Bond (County GO)
    - Federal Emergency Management Agency (FEMA)

- Special Revenue Funds, which by law, may only be used for specific purposes. Funding sources in this category include the following:
    - The Resort Tax Fund is supported primarily by taxes levied on hotel, motel, rooming house and short term apartment room rents as well as on food and beverages sold at retail in any restaurant, as authorized by State Statute, and is used to fund tourism-eligible expenditures. A specific component of this Fund (the 1% Quality of Life Fund) is used to support tourism-eligible capital projects in north, south and mid-beach that improve the quality of life of the community. The City Commission approved the revision of the allocations during the FY 2019 budget process with an increase in the distribution to Transportation, to help support the cost of the trolley program. Transportation now receives 60% of Quality of Life funds with the remaining 40% being distributed evenly among North Beach, Mid Beach, South Beach, and the Arts.

SOURCES OF FUNDS CONT'D

- Convention Center 1% Resort Tax – used to establish and maintain a capital renewal and replacement fund for improving and maintaining the Convention Center, after providing for payment of annual debt service and related obligations
- Fees in Lieu of Parking
- Concurrency Mitigation Fund
- Half-Cent Transit Surtax
- Local Option Gas Tax
- Convention Development Tax
- Information and Communications Technology Funds
- 911 Emergency Funds
- Art in Public Places Fund
- Building Technology Fund

- Enterprise Fund Revenues which are derived from operations that are financed and operated in a manner like private businesses. The criteria used to determine if an operation should be an Enterprise Fund includes: 1) that it generates revenues; 2) that it provides services to the community; and 3) that it operates as a stand-alone entity, without subsidies from taxes etc. The City's Enterprise Fund Departments are: Building, Convention Center, Sanitation, Storm Water, Water, Sewer, and Parking. In some cases, operating funds are advanced of bond sales and are repaid when the bonds are sold. Capital funding sources in this category include the following:
  - Water & Sewer Enterprise Fund
  - Sanitation Enterprise Fund
  - Parking Operations Fund
  - Storm Water Enterprise Fund
  - Convention Center Fund
  - Building Fund

- Internal Service Funds operations are completely offset by revenues received from the General Fund, Enterprise Fund, and Special Revenue Fund Departments. The City's Internal Service Fund Departments are Information Technology, Central Services, Risk Management, Facilities and Fleet Management, Office of the Inspector General, and Medical and Dental.

- Other miscellaneous funding sources include:
  - Capital Projects not Financed by Bonds/Reallocation of Bonds – Other Capital Projects/Capital Replacement Fund – reflecting funding from smaller miscellaneous sources

In addition, the City of Miami Beach Redevelopment Agency is a separate entity whose Chairperson and Board of Directors are also the City's Mayor and City Commission. Capital projects funded by the Redevelopment Agency promote economic development within the City Center Redevelopment District.

SOURCES OF FUNDS CONT'D

Further, revenues associated with the expiration of the South Pointe Redevelopment District (previously part of the Miami Beach Redevelopment Agency) are now used to fund storm water and resliency projects. The South Pointe Redevelopment District was the most successful redevelopment district in the State of Florida. Assessed values increased from $59 million when the district was established in 1976 to almost $2.2 billion as of January 1, 2005. The January 1, 2021 assessed value was $6.2 billion.

The CIP reflects funding for projects prior to the expiration of the South Pointe Redevelopment District that have not yet been completed within the following funds:

- South Pointe RDA
- City Center RDA Capital Fund
- South Pointe Post RDA CDT
- South Pointe Capital
- RDA – Garage Fund



CAPITAL COST INCREASES & CAPITAL PROJECT GAPS

COVID-19 has disrupted global supply chains, resulting in a spike in prices, which is dramatically impacting the City's capital project costs. As a result, contractors have been forced to build high contingencies into their costs estimates to compensate for the fluctuations in pricing of commodities, labor, transportation, fuel, etc. and have been unable to commit to project delivery schedules. Coupled with these realities, there is uncertainty regarding how long the impact of this disruption will last. The charts below outline a 12-month percent change in Producer Price Indexes and changes in prices for inputs to new nonresidential construction.

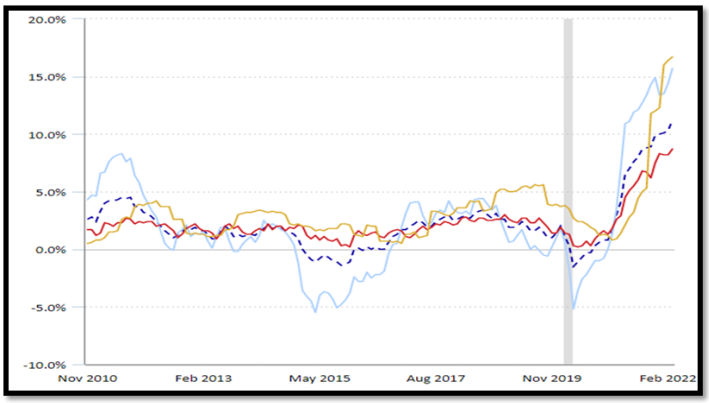

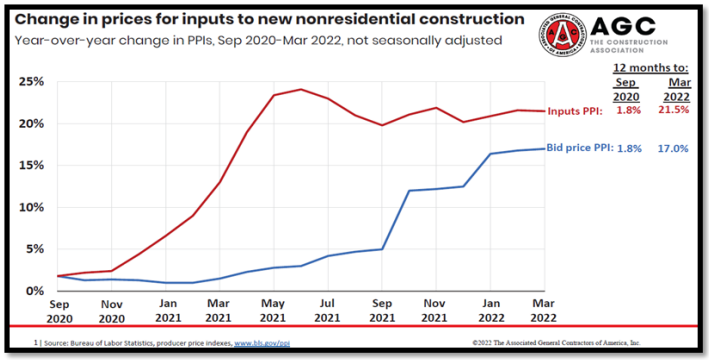

In addition, various cost impacts from project scope changes, normal cost inflation, permitting delays, and competition with private sector construction are also impacting the cost of the several of the City's capital projects. These conditions have resulted in potential funding gaps in many of the City's existing projects noted below, as discussed in the FY 2023 budget process.

G.O. Bond projects

- 72nd Street Complex - pending contract negotiations
- Maurice Gibb Park – estimated at $5.0 million – bids due in October
- Fire Station #1 – estimated at $4.8 million with an additional $1.8 million needed to relocate childcare facility
- North Beach Ocean Rescue Facility - pending negotiations with the Miami Dade County regarding scope change

CAPITAL COST INCREASES & CAPITAL PROJECT GAPS CONT'D

- Bayshore Park (Par 3) - estimated at $7.0 million – bids due in October
- Marine Patrol - $3.4 million; scope changed from renovation to new construction
- Police Headquarters - $3.0 million (after transferring savings from other Public Safety GO Bond Projects) – bids due in October
- Skate Park - $1.4 million: scope change for restrooms and lighting – estimated award in July 2023

Other

- Pine Tree Traffic Circle – estimated at $4.3 million, pending negotiations with Miami Dade County regarding scope changes from resident input
- Collins Park Rotunda - $1.2 million; scope change to include external panel rehabilitation
- Palm & Hibiscus Pump Station Driveways & Landscaping - $600,000; added scope for maintenance driveways
- North Shore Park Youth Center Restrooms - $312,000

APPROACH TO ADDRESS CAPITAL PROJECT GAPS

In response, during this year's budget process, the Administration's approach is to fund only critical renewal and replacement projects, as recommended by the Facilities and Fleet department, and to delay funding many new projects, in an attempt to set aside funding to close the gaps on key existing projects.

The primary strategy is to:

- Fund only high priority projects in Capital Renewal & Replacement (CRR) and Pay-As- You-Go (PAYGO)
- Avoid funding new projects in governmental funds
- Set aside most of the Quality of Life (QOL) funds to close project gaps
- Hold remaining Resiliency funding until funding for the West Avenue project is resolved
- Fund special revenue fund projects, based on need and funding availability (i.e., Parking, Transportation, Convention Center, Water & Sewer, and Storm Water)

The following strategies outline further funding opportunities, which provide additional options to close these gaps.

APPROACH TO ADDRESS CAPITAL PROJECT GAPS CONT'D

FY 2022 Projected General Fund and Resort Tax Fund Reserves - $15.0 million

In the second quarter projections for FY 2022, which were provided in a Letter to Commission (LTC# 210-2022) dated May 26, 2022, the Administration recommended that the projected General Fund year-end surplus of $13.5 million be set aside and/or allocated for the following:

1. $5.9 million to reach the General Fund Reserve policy target amount of 3 months, or 25%, adopted by Resolution No. 2019-30954
2. $7.6 million to fund anticipated Capital Project gaps; $3.0 million of which is recommended to be used to fund urgent capital needs in FY 2023.

General Fund	$
Q2 Projected Reserve	$96.1M
General Fund Reserve Policy (3 months)	$88.5M
Above/(Below) Policy Goal	**$7.6M**

Similarly, the Administration recommends that the projected Resort Tax year-end surplus of $15.3 million be set aside and/or allocated for the following:

1. $3.2 million for FY 2023 Spring Break Programming, which will be discussed more in detail during the development of the FY 2023 budget
2. $5.5 million to reach the Resort Tax Reserve policy target amount of 6 months, or 50%, adopted by Resolution No. 2019-30664
3. $6.6 million to fund anticipated Capital Project gaps

In addition, based on Resort Tax revenues collected subsequent to completion of the second quarter analysis, the projected Resort Tax year-end surplus has increased by $3.8 million. The Administration recommends adding this amount to the set-aside for capital projects.

Resort Tax Fund	$
Q2 Projected Reserve	$38.4M
Additional Revenue Since Q2 (April & May)	$3.8M
2% Resort Tax Reserve Policy (6 months)	$28.6M
Spring Break Programming – Set Aside	($3.2M)
Above/(Below) Policy Goal	**$10.4M**

APPROACH TO ADDRESS CAPITAL PROJECT GAPS CONT'D

Unallocated Quality of Life Funds (Tourism related) - $6.3 million

Based on the projects recommended to be funded using the Quality of Life funds, the remaining unallocated amounts total $6.3 million.

- North Beach - $2.5 million
- Mid Beach - $1.4 million
- South Beach - $2.4 million

At the July 22, 2022 Finance and Economic Resiliency Committee (FERC) Budget Briefing, the Committee approved the use of these funds to close the budget gaps for the Marine Patrol Facility and the Collins Park Cultural Facility projects.

Funds Set Aside for Funding Gaps	$
Resort Tax Fund Excess Reserves	$10.4M
General Fund Excess Reserves	$7.6M
Unallocated Quality of Life Funds	$6.3M
Citywide Bridges Project	($3.0M)
Seagull Hotel Street Vacation	$4.0M
Available Fund	**$25.3M**
Marine Patrol Facility	($3.4M)
Collins Park Arts Force Housing	($2.9M)
Fire Station #1 50% Grant Match	($2.5M)
Fire Station #1 Daycare Relocation	($1.8M)
Marine Patrol Transition	($0.5M)
Indian Creek Landscaping	($0.2M)
Remaining Available for Funding Gaps	**$14.0M**

Other

Other potential funding opportunities include:

- Transportation Capital Initiative Project - **$36.1 million**; currently earmarked for transportation initiatives
- The administration will continue to evaluate project funding needs, as bids are received, and make funding recommendations to the City Commission throughout the upcoming months.

FUNDING RECOMMENDATIONS

The Capital Improvement Plan by Funding Summary includes an overview of available funding by source, as well as funding requests for new and existing projects. The funding recommendations in the final FY 2023 Capital Budget are primarily based on critical capital renewal and replacement needs.

It is important to note that the five-year capital improvement plan detailed in Attachment A includes the City's known capital needs for the next five years. The plan has been balanced based on projected available dollars and the annual funding priorities. Projects that are unable to be funded in the year requested are re-prioritized to future years, or to the future/unfunded column.

The table below summarizes the unfunded needs included in the City's total Capital Improvement Plan, for a total of $1.6 billion:

Unfunded Needs – Total CIP	$
Renewal & Replacement	12M
Pay-As-You-Go	140M
Transportation	86M
Parking	6M
Water & Sewer	605M
Stormwater	740M
Other	9M
Total	**$1,598M**

Overview Of The FY 2023 Capital Budget (One-Year Capital Budget)

At the July 15, 2022 and July 22, 2022 Finance and Economic Resiliency Committee (FERC) Budget Briefings, the Mayor and City Commission were briefed regarding the preliminary list of unfunded projects, which were being requested, including projects that the Administration proposed for funding subject to the availability of funds.

A summary of projects recommended for funding in the FY 2023 Capital Budget, based on direction given by the Finance and Economic Resiliency Committee on July 15, 2022, and July 22, 2022, and the City Commission on September 14, 2022, is presented below (sorted by funding source):

Capital Renewal and Replacement (Fund 125)
The dedicated millage of 0.0499 mills is comprised of the prior year's millage rate of 0.0235 mills, plus a 0.0264 mill increase, based on the realignment of a portion of the debt service millage reduction approved at the July 20, 2022 Commission meeting. The millage rate is estimated to generate $1.9 million for the General Fund Capital Renewal and Replacement Fund based on a 11.2 percent increase in property values. This reflects a $1.1 million increase in CRR dollars available for capital projects over last year.

The General Fund Renewal and Replacement projects for FY 2023 are listed below in priority order and are recommended by Staff for funding. The remaining project requests are lower priority or are beyond the funding capacity at this time:

- Scott Rakow Youth Center - Structural Repairs - $312,000
- North Shore Community Center Window & Door Replacement - (25% Grant Match) - $140,000
- Fire Station 3 - HVAC Renewal - $92,000
- MBFD Stations Security Upgrades - $126,000
- Boys & Girls Club Security Enclosure - $27,000
- Fire Station 2 - Elevator Control Panel Replacement - $57,000
- North End Sub Station (NESS) Fire Alarm Panel Renewal - $61,000
- Fire Station 4 - Fire Alarm Renewal - $98,000
- Historic City Hall Renovations - $1,000,000

Quality of Life Funds

	FY 2022 * Budget	FY 2023 Budget	Variance	% Variance
North Beach Quality of Life	1,218,500	1,737,000	518,500	43%
Mid Beach Quality of Life	1,218,500	1,737,000	518,500	43%
South Beach Quality of Life	1,218,500	1,737,000	518,500	43%

**In light of the uncertainty surrounding the City's financial recovery from the COVID-19 pandemic, FY 2022 revenues were budgeted conservatively.*

Based on the projected FY 2023 Resort Tax revenues, it is estimated that the dollars available to each of these funds will increase over last year as outlined below.

For FY 2023, the capital projects recommended for funding are listed below.

North Beach Quality of Life (Fund 307)
- Normandy Shores Golf Club-Clubhouse Roof - $184,000

Mid Beach Quality of Life (Fund 306)
- Indian Creek Landscape and Irrigation - $1,227,000

South Beach Quality of Life (Fund 305)
- Bass Museum Fire Alarm Replacement - $276,000
- Beach Showers at Lummus Park - $171,000
- Collins Park Workforce Housing - $2,414,551

Pay-As-You-Go "PAYGO" (Fund 302)
PAYGO funds help ensure adequate on-going reinvestment in the City's capital plant and equipment assets. This funding can be used for any general government purpose and is the most flexible funding source in the Capital Budget. During the development of the FY 2019 budget, the Commission approved a dedicated millage rate for PAYGO funding. This dedicated millage allows for the growth of this fund over time, as property values increase. Last year, the millage rate of 0.0755 was estimated to generate $2,616,000. Funding levels have been as high as $7.5 million in the past.

The FY 2023 dedicated millage of 0.1020 mills is comprised of the prior year's millage rate of 0.0755 mills, plus a 0.0265 mill increase, based on the realignment of a portion of the debt service millage reduction approved at the July 20, 2022 Commission meeting. The millage rate is estimated to generate $4.0 million for the General Fund PAYGO Fund based on a 11.2 percent increase in property values. This reflects a $1.4 million increase in PAYGO dollars available for capital projects over last year.

In addition to the revenues generated by the dedicated millage for PAYGO projects, at its July 15, 2022 meeting, the FERC accepted the Administration's recommendation to transfer an additional $10.4 million from the FY 2022 Resort Tax projected year-end surplus and $7.6 million from the General Fund projected year-end surplus to the PAYGO fund to help fund capital project gaps.

- 72nd Community Complex - $9,400,000
- Fire Station #1 (Related to GO#45) - $4,300,000
- Marine Patrol Facility (Related to GO#54) - $3,900,000
- MB Police Garage Concrete Spalling - $1,063,000
- MBPD Main Roof Repairs - $700,000
- Fire Station 3 - Roof Renewal - $228,000
- Greenspace Facility Renovation - $456,000
- Citywide Bridges - $3,000,000

Overview Of The FY 2023 Capital Budget (One-Year Capital Budget) Cont'd

Pay-As-You-Go "PAYGO" (Fund 302) Cont'd
- ADA Pool Lifts Citywide - $30,000
- Miami Beach Mooring Field - $227,000
- Historic City Hall - $1,000,000
- Collins Park Workforce Housing - $435,449

Transportation (Fund 106)
- Bicycle Lanes/Shared Use Path Improvements (Related to GO#43: Bike Lanes & Shared Use Path) (split-funded) - $700,000
- Indian Creek Dr Protected Bike Lane - $737,000

Resiliency (Fund 112)
- West Avenue Phase II - $(5,564,869) funding swap with no change to the total budget

7th Street Garage (Fund 142)
- 72nd Street Community Complex - $3,800,000
- 7th Street Garage-Stairwell Railing - $25,000
- 7th Street Garage-Traffic Coating - $150,000
- 7th Street Parking Garage Flood Panels Renewal - $160,000
- 7th Street Parking Garage Elevator Cabs & Controls - $336,000
- 7th Street Parking Garage Hose Bib Renewal - $43,000
- 7th Street Parking Garage Overhead Gate Renewal - $69,000
- 7th Street Parking Garage Joint Replacement Renewal - $171,000

Transportation Concurrency Mitigation (Fund 158)
- Orchard Park Traffic Calming - $1,474,000
- 10th Street Neighborhood Greenway - $233,000
- West Avenue Bicycle Lanes Phase II - $534,000
- South Pointe Drive Protected Bike Lanes - $161,000

RDA South Pointe Operations (Fund 167)
- South of Fifth Neighborhood Traffic Calming (split-funded) - $82,481

Local Option Gas Tax (Fund 171)
- Bicycle Lanes/Shared Use Path Improvements (Related to GO#43: Bike Lanes & Shared Use Path) (split-funded) - $845,000

People's Transportation Plan (PTP/Half Cent Transit Surtax-County) (Fund 187)
- Bicycle Lanes/Shared Use Path Improvements (Related to GO#43: Bike Lanes & Shared Use Path) (split-funded) - $90,000
- 51st Street Neighborhood Greenway -$160,000
- Meridian Avenue and Lincoln Lane North Pedestrian Flashing Beacons - $46,000
- Hawthorne Avenue Neighborhood Greenway - $157,000

Capital Projects not Financed by Bonds (Fund 301)
- 72nd Street Community Complex (Ocean Terrace funding) - $1,000,000
- Batting Cages at North Shore Park - $(187,000) transferred from remaining funds, as project has been completed, to help fill funding gap for the Skate Park
- CMB Skatepark (Related to GO #30 Skate Park) (split-funded) - $187,000

RDA Bond Series 2015A (Fund 309)
- Convention Center Park (Screen Enclosures) - $1,197,000
- MBCC Cooling Tower Overhaul - $300,000
- MBCC Renovation Punch List Items - $501,000

MDC ILA Construction of Library (Fund 372)
- 72nd Street Community Complex - $961,262

1999 GO Bond Fund (Fire Safety) (Fund 378)
- Fire Station 3 - Security System Card Access System Renewal- $43,000

South Pointe RDA Fund (Fund 379)
- South of Fifth Neighborhood Traffic Calming (split-funded) - $979,112

2001 Gulf Breeze Loan (Fund 381)
- Normandy Sores Golf Club Kitchen Floor Replacement - $27,000

2003 GO Bond (Fire Safety) (Fund 382)
- Fire Station 2 Administration Building-Exit Signs & Emergency Lights Replacement - $34,033

2003 GO Bond (Parks & Beaches) (Fund 383)
- Beach Walk Ponding at Entrance of 53rd Street (split-funded) - $54,039

South Pointe Capital (Fund 389)
- South of Fifth Neighborhood Traffic Calming (split-funded) - $31,150

2019 GO Bond Fund (Public Safety) (Fund 392)
- Per LTC 158-2022, the GO Bond Oversight Committee unanimously passed a motion to transfer savings totaling $1,073,272 from various projects, listed below, to GO Bond project #48 Police Headquarters Facility
- GO#47: License Plate Readers - $(374,326)
- GO#53: Security for Public Spaces - $(84)
- GO#52: LED Lighting in Parks - $(692,081)
- GO#56: Cameras-Beachwalk - $(6,781)

Water & Sewer Operating & Capital (Fund 418)
- Sewer Pump Station Odor Control - $850,000
- Water & Wastewater Mains and Rehab (split-funded) - $6,382,000

Overview Of The FY 2023 Capital Budget (One-Year Capital Budget) Cont'd

Water & Sewer Operating & Capital (Fund 418)

- DERM & EPA Consent Decree - $2,800,000
- Public Works Warehouse & Shops LED Lights Retrofit - $74,000
- Public Works Yard Warehouse LED Lights Retrofit - $90,000
- Public Works Yard Exterior Lights Renewal - $112,000
- Public Works Yard Restroom Exhaust System Renewal - $26,000

Water & Sewer Bond, Impact Fees and 2006 Gulf Breeze Bond (Funds 419, 420, 422, 423, 424)

- Wastewater Manhole Rehabilitation (split-funded) - $581,339
- Water & Wastewater Mains and Rehab (split-funded) - $138,427 funding swap
- North Shore Neighborhood Improvements - $(144,428) funding swap

The 2000 Water & Sewer Bond, 2010 Water & Sewer Bond and 2021 Water & Sewer Refunding Bond Funds each have remaining available balances. In order to utilize the remaining dollars within these funds, which are not currently designated for any specific use, it is recommended that the Mayor and City Commission approve the use of all remaining and future funds for the City's water and sewer needs.

Storm Water Bonds (Funds 428, 429, 431, 434)

- West Avenue Phase II - $5,564,869 funding swap with <u>no change to total budget</u>

The 2000 Storm Water Bond, 2011 Storm Water Bond, 2015 Storm Water Bond and 2017 Storm Water Bond Funds each have remaining available balances. In order to utilize the remaining dollars within these funds, which are not currently designated for any specific use, it is recommended that the Mayor and City Commission approve the use of all remaining and future funds for the City's storm water needs.

Sanitation Operating & Capital (Fund 435)

- Electro Wave Roof Repairs (split-funded) - $17,000
- Fleet / Sanitation Roof Drain, Internal Gutters & Soffit Repairs (split-funded) - $143,000
- 17th Street Garage Expansion & Upgrade of the Sanitation Restrooms - $536,000

Convention Center Renewal & Replacement (Fund 443)

- Convention Center 40 Year Recertification Repairs - $1,586,000
- Convention Center Exhibit Halls Fire Strobe - $300,000
- Additional Fire Pump Installation - $250,000
- Convention Center Additional Security Cameras - $350,000
- Convention Center Exhibit Hall Lights - $60,000
- Convention Center Electrical Switch Gear and Bus Duct Testing - $300,000

Convention Center Renewal & Replacement (Fund 443)

- Convention Center Cooling Tower Roof Replacement - $250,000
- Convention Center Vibration Isolators - $100,000

RDA Anchor Garage (Fund 463)

- 16th Street Parking Garage Ventilation Fan Replacements in Mechanical Rooms - $52,000
- 16th Street Parking Garage Elevator Lobby Refurbishment - $37,000
- 16th Street Parking Garage Custodial & Storage Area Across from Office - $43,000
- 16th Street Garage Building Joint Replacement - $36,000
- 16th Street Garage Plumbing System Update - $75,000

RDA Penn Garage (Fund 467)

- Penn Garage-Fire Alarm System - $35,000
- Penn Garage-Fire Pump Replacement - $100,000
- Penn Garage-Fire Sprinkler Renewal - $300,000

Parking Bonds (Funds 481 and 486)

- 5th & Alton CCTV Upgrades (split-funded) - $54,405
- Sunset Harbour Garage Sprinkler (split-funded) - $172,234

The 1997 Parking Revenue Bond and 2010 Parking Revenue Bond Funds each have remaining available balances. In order to utilize the remaining dollars within these funds, which are not currently designated for any specific use, it is recommended that the Mayor and City Commission approve the use of all remaining and future funds for parking projects.

Parking Operating & Capital (Fund 490)

- 1755 Garage Fire Pump Replacement - $100,000
- Sunset Harbour Garage Fire Pump - $100,000
- Sunset Harbour Garage Sprinkler (split-funded) - $127,766
- 1755 Meridian Garage Fire Sprinkler - $300,000
- 12th Street Garage-Stairwell Door - $32,000
- 12th Street Garage-Stairwell Railing - $25,000
- 12th Street Overhead Gate Renewal - $62,000
- 17th Street Garage-Plumbing System Update - $75,000
- 42nd Street Garage-Plumbing System Update - $75,000
- Citywide Parking Lots Improvements - $150,000
- Sunset Harbour Garage-Traffic Coating - $303,000
- 5th & Alton Roof Deck Waterproofing - $920,000
- 5th & Alton CCTV Upgrades (split-funded) - $15,000
- 5th & Alton Elevator/Escalator Replacements - $207,000
- 12th Street Parking Garage Emergency Lighting Renewal - $51,000
- 12th Street Parking Garage 1st Floor Drainage Replacement - $55,000
- 12th Street Parking Garage Expansion Joint Replacement - $56,000
- 13th Street Parking Garage Art Deco Element Renewal - $43,000

Overview Of The FY 2023 Capital Budget (One-Year Capital Budget) Cont'd

Parking Operating & Capital (Fund 490) Cont'd

- 13th Street Parking Garage Structural Review/Record Drawings - $33,000
- 17th Street Parking Garage Led Lighting Renewal - $342,000
- 42nd Street Parking Garage Remodel of Men's Bathroom - $69,000
- Sunset Harbor Parking Garage Trench Drain Renewal - $37,000
- Sunset Harbor Parking Garage Drainage Improvement - $37,000
- Convention Center Garage Structural Assessment - $30,000
- 17th Street Parking Garage Stairwell Coating & Tread Step Replacement - $303,000
- 17th Street Parking Garage Decorative Railing on Top Deck - $52,000
- 17th Street Parking Garage Entrance / Exit Gate Renewal - $28,000
- 1755 Meridian Ave Garage Elevator Floors Replacement - $47,000
- 42nd Street Parking Garage Renewal Parking Enforcement Storage Area - $43,000
- 12th Street Parking Garage Office Renewal - $51,000
- 42nd Street Parking Garage Gate Replacement - $34,000

Fleet Management (Fund 510)

- FY 2023 Vehicle/Equipment Replacement - $7,279,000
- Fleet Mechanical Shops Air Flow Circulation System Renewal - $153,000
- Fleet / Sanitation Roof Drain, Internal Gutters & Soffit Repairs (split-funded) - $143,000
- Electro Wave Roof Repairs (split-funded) - $17,000
- Fleet Warehouse Space Management & Shelving - $244,000

Facilities Management (Fund 520)

- Facility Management Chiller Renewal - $147,000
- Facility Management Exterior Waterproofing and Paint Renewal - $140,000

Capital Budget Requests Subsequent to Budget Briefings

Over the summer recess, the Capital Improvement Projects Department requested the appropriation of the available additional dollars, approved at the January 20, 2022 Commission meeting through Resolution 2022-32022, to fund the budget gap related to the 72nd Street Community Complex project. The amounts listed below have been included in the FY 2023 Capital Budget.

72nd Street Community Complex

- 7th Street Garage Fund – unrestricted excess fund balance - $3,800,000
- Pay-As-You-Go Fund – projected FY 2022 year-end operating surplus - $9,400,000
- Construction of Library Fund – Unrestricted excess fund balance - $961,262

Capital Budget Requests Subsequent to Budget Briefings Cont'd

Subsequently, over the Summer recess, the Office of Capital Improvement Projects received a memorandum from The Haskell Company (the design builder the City is currently negotiating with), disclosing that construction costs have increased from $85 million to between $101 million and $126 million (including future inflation). These updated numbers would increase this project's funding gap by between $16 million and $41 million. The Administration will be making a recommendation regarding next steps for this project.

In addition, the Public Works Department submitted a request to transfer of $144,428 from the North Shore Neighborhood Improvement Project to the Water & Wastewater Mains and Rehab project. This swap was made possible due to the $10 million grant allocation for North Shore (aka Town Center), which will be used first. This funding swap has been included in the FY 2023 Capital Budget.

- North Shore Neighborhood Improvement – ($144,428)
- Water & Wastewater Mains and Rehab - $144,428

The Capital Budget for FY 2023 totals $68,714,820 and was appropriated on October 1, 2022. Projects will address many needs in different areas of the City including: neighborhood enhancements such as landscaping and sidewalk restoration; traffic calming; roadway and bridge resurfacing and reconstruction; water, sewer, and drainage system improvements; park construction, renovations and upgrades; renovations of seawalls; parking lot and garage renovations, construction/renovations of public facilities; and vehicle replacement.

First Public Hearing

At the first public hearing held on September 14, 2022, the Administration presented the proposed FY 2023 Capital budget to the Mayor and City Commission. In addition to the proposed FY 2023 Capital budget presented, the Administration recommended increasing funding for four existing projects. These recommendations were approved for inclusion in the FY 2023 Capital budget by the City Commission on September 14, 2022, and are further detailed below:

Additional Funding Approved - $4,943,000

- Fire Station #1 50% Grant Match: $2,500,000
- Fire Station #1 Daycare Relocation: $1,800,000
- Marine Patrol Project Transition: $500,000
- Indian Creek Landscaping: $143,000

Overview Of The FY 2023 Capital Budget (One-Year Capital Budget) Cont'd

FUNDING SOURCE	FY 2023
Pay-As-You-Go	24,739,449
Water & Sewer Capital Projects	10,334,000
Fleet Management	7,836,000
7th Street Garage	4,754,000
Parking Capital Not Bonds	3,802,766
Stormwater Capital Not Bonds	3,326,397
Convention Center Renewal & Replacement	3,196,000
Resort Tax 1% - South Beach Quality of Life	2,861,551
Concurrency Mitigation	2,402,000
Stormwater Bonds 2017	2,107,610
RDA Bonds 2015	1,998,000
Capital Renewal & Replacement	1,913,000
Transportation	1,437,000
Resort Tax 1% - Mid Beach Quality of Life	1,227,000
Capital Not Bonds	1,000,000
South Pointe RDA	979,112
MDC ILA Construction of Library	961,262
Local Opitions Gas Tax	845,000
Sanitation Enterprise Fund	696,000
Half Cent Transit Surtax	453,000
RDA Garage (Penn)	435,000
Facilities Management	287,000
Water & Sewer Bonds 2000	244,230
RDA Garage (Anchor)	243,000
Resort Tax 1% - North Beach Quality of Life	184,000
Parking Bonds 2010	172,234
Water & Sewer Impact Fees	126,316
Gulf Breeze Loan 2006	111,736
Stormwater Bonds 2011	107,809
Water & Sewer Bonds 2017	88,559
RDA South Pointe Operations	82,481
Parking Bonds 1997	54,405
GO Bonds 2003 (Parks & Beaches)	54,039
GO Bonds 1999 (Fire Safety)	43,000
GO Bonds 2003 (Fire Safety)	34,033
South Pointe Capital	31,150
Gulf Breeze Loan	27,000
Stormwater Bonds 2000	23,053
Water & Sewer Bonds 2010	4,497
Resiliency	(5,564,869)
Total Appropriations as of 10/1/2022	**$ 73,657,820**

PROGRAM	FY 2023
Parks	15,215,301
General Public Buildings	11,506,000
Utilities	10,751,766
Renewal & Replacement	9,357,224
Equipment	7,454,893
Transit/Transportation	4,221,743
Parking Garages	3,967,000
Streets/Sidewalks/Streetscapes	3,090,488
Bridges	3,000,000
Parking	2,507,405
Convention Center	1,998,000
Environmental	227,000
Golf Courses	211,000
Parking Lots	150,000
Total Appropriations as of 10/1/2022	**$ 73,657,820**

Impact Of The CIP On The Operating Budget

The table below summarizes the net operating cost impact of the CIP on the operating budget for Fiscal Years 2023 – 2027. Net operating cost impacts include all new anticipated expenditures associated with a project, offset by any new revenues generated by that project. Net operating cost impacts for FY 2023 through FY 2027 are estimates that continue to be refined each year as capital projects progress from concept through construction and are incorporated into the annual operating budget. Operating costs for completed projects and projects programmed beyond FY 2027, as well as projects pending programming of funds, are not included in these totals.

Total Estimated Annual Operating Cost Impact ($)	
FY 2023	2,962,800
FY 2024	3,249,344
FY 2025	368,300
FY 2026	514,000
FY 2027	262,000

Overview Of The FY 2023 Capital Budget (One-Year Capital Budget) Cont'd

The FY 2023-2027 Capital Improvement Plan by Funding Summary sorts the projects in the FY 2023-2027 CIP and FY 2023 Capital Budget by funding source (revenue). As seen in the following graph, the PAYGO Fund brings in the largest portion (34%) of revenue for FY 2023 capital projects followed by Water and Sewer funds for capital projects at 14%.

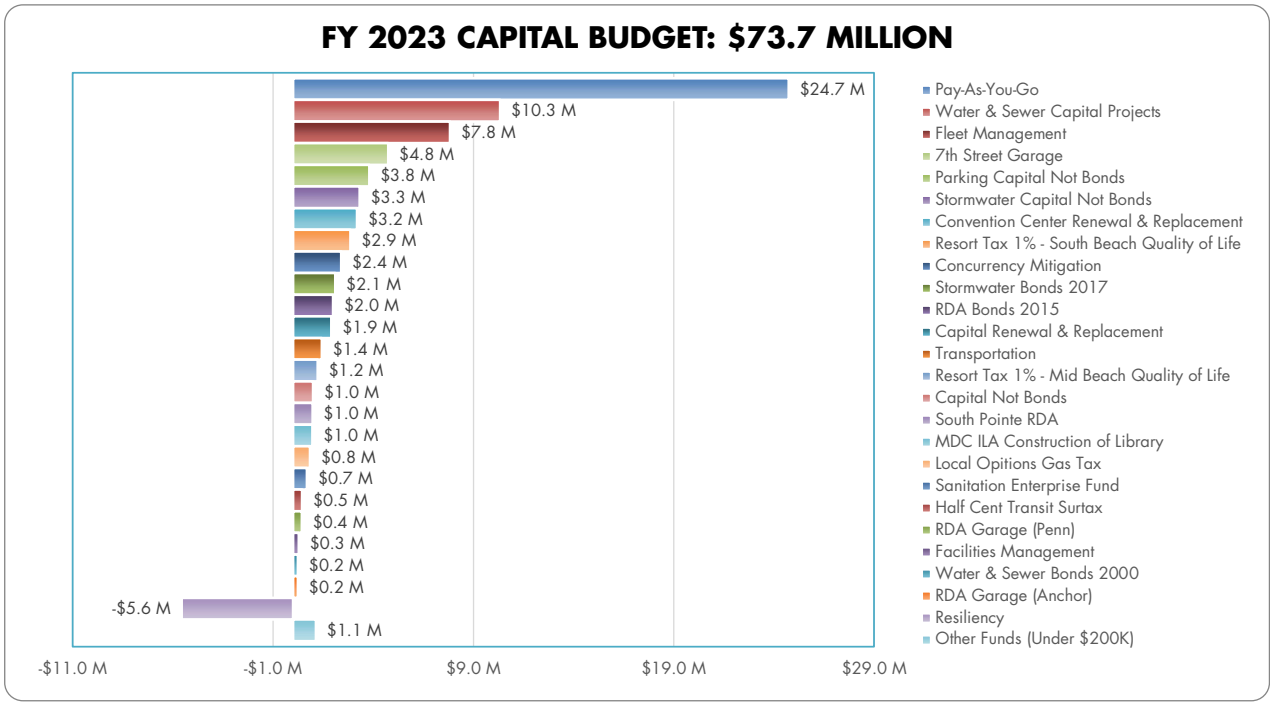

The FY 2023-2027 Capital Improvement Plan by Program sorts the projects in the FY 2023-2027 CIP and FY 2023 Capital Budget by program (expenditure). The largest investments in FY 2022 are in parks (21%), primarily due to the 72nd Street Community Complex project; followed by general public buildings (16%), which includes additional funding for the Fire Station #1 project; then utilities at 15%.

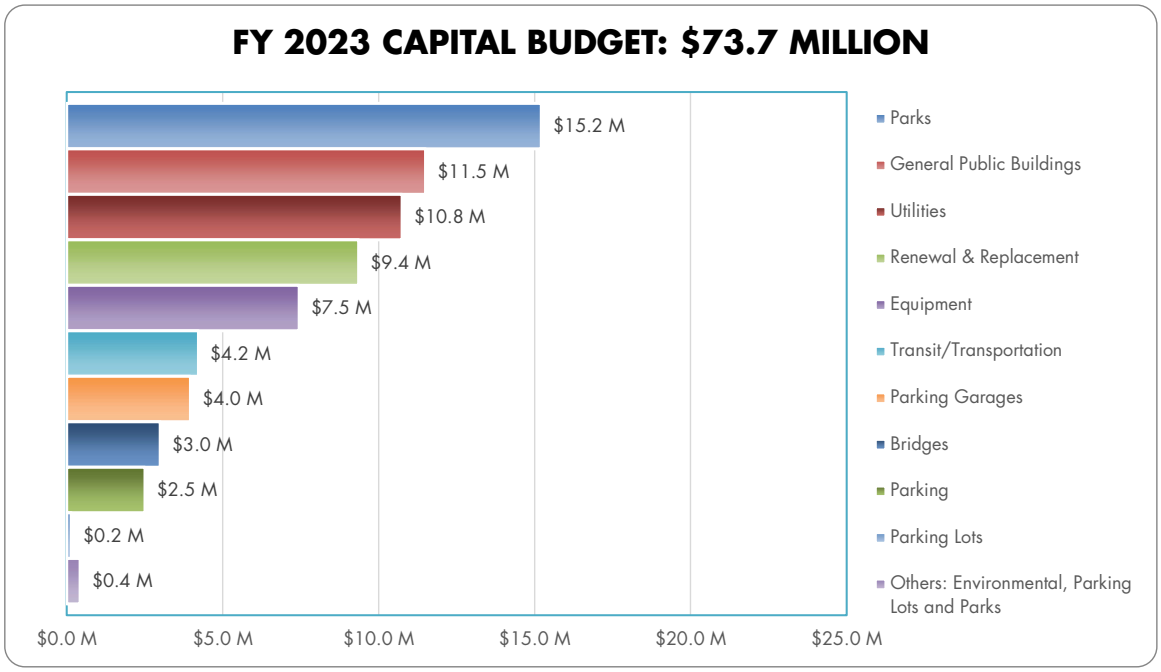

Financing

Several capital financing transactions are reflected in the CIP including: General Obligation Bonds, Storm Water Revenue Bonds, Water and Sewer Revenue Bonds, Gulf Breeze Loans, and an Equipment Master Lease.

In 1995, the City issued $59 million in Water and Sewer Revenue Bonds. In 1997, the City paid $15 million for the 1996 authorized General Obligation Bonds to construct, renovate and rebuild parks and recreation facilities within the City's park system.

In 2000, the City issued the initial $30 million of the authorized $92 million 1999 General Obligation Bond. These funds were issued to expand, renovate, and improve fire stations and related facilities; improve recreation and maintenance facilities for parks and beaches; and improve neighborhood infrastructure. In 2000, the City also issued $54,310,000 in Water and Sewer Bonds and $52,170,000 in Storm Water Revenue Bonds. In addition, the City was granted a $4 million Section 108 U.S. Housing and Urban Development Loan for improvements to neighborhood streets, North Shore Park and Youth Center.

In 2001, the City executed loan agreements with the City of Gulf Breeze, Florida, providing $15 million for the renovation and improvement of two City owned golf courses and their related facilities. The City issued the remaining $62,465,000 of the referendum-approved $92 million General Obligation bonds in July 2003 for improving neighborhood infrastructure in the City. Further, in 2006 and 2010, the City executed loan agreements with the City of Gulf Breeze, Florida, providing an additional $24 million and $30 million for water and sewer projects, respectively.

In 2006 and 2010, the City executed loan agreements with the City of Gulf Breeze, Florida, providing an additional $24 million and $30 million for water and sewer projects, respectively. In FY 2009, a line of credit was issued and was being used to fund projects in advance of issuing water and sewer and storm water bonds. The City uses this line of credit in order to have the necessary funding capacity to enter into new projects while allowing time to both build the necessary rate capacity to issue additional tax-exempt bonds. This phased approach provides the City with more time to refine the cost estimates for projects planned to be in construction prior to issuance of bonds. In FY 2012, approximately $50 million in storm water bonds were issued replacing funding for projects previously funded by the line of credit. In FY 2015, approximately $100 million in storm water bonds were issued as part of the first of three $100 million bonds to upgrade the City's storm water system.

On December 15, 2015, the City issued $164,920,000 in Resort Tax Revenue Bonds, Series 2015. These Series of bonds were issued by the City for the purpose of providing funds to (1) finance a portion of the costs of acquiring and constructing renovations to the Miami Beach Convention Center and related improvements, and (ii) pay the costs of issuing the Series 2015 bonds. The City

FINANCING CONT'D

also issued $58,825,000 in Parking Revenue Bonds, Series 2015. These Series of bonds were issued by the City for the purpose of providing funds to (i) finance a portion of the costs of acquiring and constructing a new parking facility and improvements to a surface parking lot to serve the City's Convention Center, and (ii) pay the cost of issuing the Series 2015 bonds. Lastly, the RDA Agency issued $286,245,000 in Tax Increment Revenue and Revenue Refunding Bonds, Series 2015A and $35,850,000 in Tax Increment Revenue Refunding Bonds, Taxable Series 2015B. The Series 2015A bonds were used, together with certain other legally available moneys of the Agency, to (i) provide for the current refunding of all the outstanding Series 2005B bonds, (ii) finance certain costs of acquiring and constructing renovations to the Miami Beach Convention Center and certain other improvements, and (iii) pay costs of issuance of the Series 2015 bond and refunding the outstanding Series 2005B bonds. The Series 2015B will be used to (i) provide for the advance refunding of all the outstanding Series 1998 bonds, (ii) provide for the current refunding of all the outstanding Series 2005A bonds, and (iii) pay costs of issuance of the Series 2015B bonds and refunding the outstanding Series 1998A bonds and the outstanding Series 2015A bonds, including the portion of the premium allocable to the Series 2015B bonds for the reserve policy.

In Fiscal Year 2017, the City obtained a bank loan in the amount of $19.7 million to refund the outstanding taxable special obligation refunding bonds, Series 2005. This refinancing provided the City with a net present value savings of $1.5 million over five years.

Subsequent to September 30, 2017, on December 14, 2017, the City issued at par value $115.2 million of Water and Sewer Revenue Bonds secured by the net revenues of the City's combined water and sewer system. The Series 2017 Bonds are being used for the purpose of providing funds to finance the cost of certain capital improvements as part of the City's multi-year program to upgrade the facilities and enhance the effectiveness and reliability of the Water and Sewer Utility as well as to provide current refunding and defeasance of all outstanding Series 2000 Bonds, prepayment of all outstanding Series 2006B-2 Bonds, and prepayment of all the outstanding Series 2006E Bonds The bonds are rated Aa3 by Moody's and AA- by Standard and Poor's. The Bonds have an all-inclusive true interest cost of 3.75% for 30-year fixed rate debt. The advance refunding generated $7.2 million in savings, with average annual savings of $550,000 in 2018 – 2030. The refinancing also restructured the debt to provide more overall level debt service, which reduces the impact of the additional debt service for capital improvements to ratepayers.

On December 22, 2017, the City issued at par value $156.6 million of Storm Water Revenue Bonds secured by the net revenues of the City's storm water system. The Series 2017 Bonds are being used for the purpose of providing funds to finance a portion of the costs of certain capital improvements as part of the City's multi-year program to improve and enhance the effectiveness and reliability

FINANCING CONT'D

of the Storm Water Utility as well as provide for the advance 5 refunding and defeasance for a portion of the outstanding 2011A Bonds and 2011B Bonds. The bonds are rated Aa3 by Moody's and AA- by Standard and Poor's. The Bonds have an all-inclusive true interest cost of 3.81% for 30-year fixed rate debt. The advance refunding generated $5.5 million in savings, with average annual savings of $230,000 in 2018 – 2041.

On May 2, 2019, the City issued $162,225,000 in General Obligation and Refunding Bonds, Series 2019 to provide the current refunding of the Series 2003 General Obligation Bonds maturing after September 1, 2033. The net proceeds of the issue were placed into an irrevocable escrow deposit account, which invested in government obligations, that will provide monies sufficient to pay the principal and interest of the refunded bonds. On the date of issue, $28,080,000 of principal was refunded. The aggregate difference in debt service between the refunding debt and the refunded debt is $8,522,492 and the economic gain on the transaction was $4,904,949.

On April 29, 2021 the Commission approved the refunding of the 2009J-1A, 1B, and 1C water and sewer revenue bonds which had a combined outstanding principal balance of $42,955,000 at September 30, 2020. Based on market conditions then, the net present value savings from refinancing the Outstanding Series 2009 Bonds would be approximately $11 million, which is 28% of bonds refunded. The total savings over 18 years would be approximately $13 million. The final maturity of the refunding will not be later than 2039, which is the final maturity of the Outstanding Series 2009 Bonds.

General Obligation Bond Projects

On November 6, 2018, the citizens of the City of Miami Beach voted in favor of issuing $439 million in General Obligation bonds ("G.O. Bonds") to:

- Improve the City's police, fire, and public safety facilities, in addition to equipment, technology, and lighting to improve security throughout the City
- Improve the City's parks, recreational and cultural facilities, inclusive of playgrounds, baywalks, beachwalks, waterways, landscaping, equipment, lighting, security, and parking related to such facilities
- Improve the City's neighborhoods and infrastructure, including storm water and flooding mitigation projects, sidewalk and street renovation and repairs, protected bicycle lanes, pedestrian paths, landscaping, and lighting

GENERAL OBLIGATION BOND PROJECTS CONT'D

At the March 4, 2019 G.O. Bond workshop, the City Commission reviewed the proposed G.O. Bond Implementation Plan, which outlined the sequencing of the 57 voter-approved projects. At the March 13, 2019 Commission Meeting, the City Commission approved the G.O. Bond execution plan for the first tranche and authorized the issuance of General Obligation Bonds, Series 2019, for the funding of these projects. The fourth amendment to the FY 2019 Capital Budget, which was approved at this meeting, allowed for the expedited funding of seven of these approved first tranche projects in the amount of $19,760,000.

At the April 10, 2019 Commission Meeting, the City Commission approved the funding of the remaining $131,379,000 of tranche 1 projects, for a total of $151,139,000.

- 19 Parks projects totaling $86,733,000
- 11 Public Safety projects totaling $36,406,000
- 8 Neighborhood/Infrastructure projects totaling $28,000,000

During FY 2021, interest rates were at historic lows, which provided a unique opportunity for the City to revise the implementation plan of moving up funding for many projects. For example, the original interest rates used during community outreach for the G.O. Bond were 4.25%. The actual interest rates for Tranche 1 were lower at 3.5%, and our best estimate regarding rates for Tranche 2 was about 1.7%. The revised G.O. Bond implementation plan was estimated to save $21.2 million in debt service savings over the life of the bonds compared to the originally estimated debt service costs in 2018. At the April 21, 2021 Commission Meeting, the City Commission approved a revised G.O. Bond Implementation Plan that, in summary, proposed the following:

- Consolidating the number of tranches to take advantage of lower borrowing costs than originally projected (3 four-year tranches instead of 4 three-year tranches)
- Reprioritizing projects, allowing the advancement of certain projects that were proposed to commence in future tranches
- Realignment of 14 tranche 1 projects based on cashflow projections

It is important to note that the total original budget for each project will remain the same over the life of the G.O. Bond program. This revised plan only adjusted the timing of funding for the affected projects.

WANT EVEN MORE INFORMATION?

https://www.gombinfo.com

General Obligation Bond Debt Service

The purpose of issuing General Obligation Bonds is to obtain funds for various capital projects, economic and environmental improvements, and public works and public safety improvements. The City has established a 5-year Capital Improvement Plan which details planned capital improvement projects and their respective funding sources. Among the areas for improvements are: parks and recreational facilities, streets, street lighting and bridges, fire equipment, and municipal facilities. General Obligation Bonds are issued and mandated by the public through a formal referendum vote.

On July 28, 2014, the S&P rating services upgraded the City's rating from AA- to AA+ with a stable outlook—one level beneath AAA rating. The rating reflected Miami Beach's very strong local economy with projected per capita effective buying income at 151% of the national average. Additional factors included strong overall budgetary performance and very strong budget flexibility and liquidity with significant reserves. Based on past debt issuances, S&P believes that the City has exceptional access to capital markets to provide liquidity needs if necessary. Additionally, Miami Beach demonstrates strong financial practices and management. Strengths include detailed budget assumptions that take into account historical and current trends and needs; monthly monitoring of financial operations with results reported to the Commission on a quarterly basis; five-year financial forecasts on General Fund operating revenues and expenditures; a formal five-year capital plan that is updated annually; a formal investment policy; and a reserve policy requiring the City to maintain an emergency reserve of at least 17% of the ensuing year's operating budget, as well as an additional reserve of at least 8% in the General Fund.

In the Spring of 2019, both rating agencies re-affirmed the City's credit ratings at Aa2 and AA+ respectively. This review incorporated risks from climate change and severe weather events into the analysis. The City was credited for its proactive efforts to reduce risk by investing in our aging infrastructure and adapting to climate change by using the best available science and knowledge. The City will continue to act along these lines as climate resilience will be a consideration for future ratings.

The City's financial strength and thorough financial management practices are reflected in its general obligation bond ratings, which are among the highest levels attained by Florida cities. The City continues to meet its financial needs through prudent use of its revenues and effective debt financing programs. The City's financial strength and thorough financial management practices are reflected in its general obligation bond ratings, which are among the highest levels attained by Florida Cities. Following are the credit ratings assigned by the two primary credit rating agencies in the financial market:

- Aa2 Moody's Investor Services
- AA+ Standard & Poor's Corporation

BUDGET HIGHLIGHTS

- The Voted Debt Service millage rate of 0.2360 is estimated to provide $10,437,000 for debt service

- Principal and interest payments for FY 2023 are as follows:

Principal	$3,555,000
Interest	6,878,000
	$10,433,000

- An additional $4,000 is required for paying agents and other fees.

FINANCIAL SUMMARY

	2019 Actual	2020 Actual	2021 Actual	2022 Adopted	2023 Adopted
Revenue Area					
Property Taxes	5,958,354	11,242,125	12,754,583	11,492,000	10,437,000
Other	84,702	74,631	13,057	0	0
Total	$ 6,043,056	$ 11,316,756	$ 12,767,640	$ 11,492,000	$ 10,437,000
Expenditure Area					
Debt Service	5,278,934	11,791,295	12,793,400	11,488,000	10,433,000
Operating Expenditures	1,245	870	871	4,000	4,000
Other	0	0	0	0	0
Total	$ 5,280,180	$ 11,792,165	$ 12,794,271	$ 11,492,000	$ 10,437,000

Note:During FY 2019, savings recognized from refunding of 2003 G.O. Bonds mid-year that were used to fund the required debt service for FY 2020.

General Obligation Bond Summary At September 30, 2021

The City issues general obligation bonds to provide funds for the acquisition, construction and improvements of major capital facilities. General obligation bonds have been issued for governmental activities. The amount of outstanding general obligation bonds issued is $162,990,000. General obligation bonds are direct obligations and pledge the full faith and credit of the City. These bonds are generally issued as 20 to 30 years bonds.

The General Obligation Bonds outstanding at September 30, 2021 consist of the following:

Issue Name	Interest Rate	Year Issued	Final Maturity	Original Issue	Outstanding 9/30/2021
General Obligation - Series 2011	3.00-5.00	2011	2023	$ 34,840,000	$ 4,325,000
General Obligation - Series 2019	3.00-5.00	2019	2049	162,225,000	158,665,000
Total General Obligation Bonds				$ 197,065,000	$ 162,990,000

On December 1, 2011, the City issued $34,840,000 in General Obligation Refunding Bonds, Series 2011. These Series of bonds were issued by the City for the purpose of (i) refunding the Series 2000 General Obligation Bonds maturing after December 1, 2011, and the Series 2003 General Obligation Bonds maturing on and after September 1, 2014 through and including September 1, 2023, and (ii) paying the costs of issuance of the Bonds. The General Obligation Refunding Bonds, Series 2011 will be payable from ad valorem taxes assessed, levied and collected, without limitation as to rate or amount, on all taxable property within the corporate limits of the City. The Series 2011 Bonds were issued with interest rates of 3.00% to 5.00% payable semiannually on March 1 and September 1 and will mature serially through September 1, 2023.

On November 6, 2018, the electorate of the City of Miami Beach approved the issuance of $439,000,000 of general obligation bonds, consisting of (i) $169,000,000 for parks, recreational facilities, and cultural facilities, (ii) $198,000,000 for neighborhoods and infrastructure, and (iii) $72,000,000 for police, fire, public safety, and security improvements. As the overall $439 million General Obligation Bond (GOB) program will be implemented over a period of approximately 10 to 12 years, rather than all at once, the City anticipates issuing tranches every 3 years. On May 2, 2020, the City issued the first tranche $162,225,000 in General Obligation and Refunding Bonds, Series 2020. These Series of bonds were issued by the City for the purpose of (i) finance a portion of the costs of the City's (a) Public Safety Projects, (b) Neighborhood and Infrastructure Projects, and (c) Parks and Recreation and Cultural Facilities Projects; (ii) refunding the Series 2003 General Obligation Bonds maturing after September 1, 2033, and (iii) paying the costs of issuance of the Bonds. The General Obligation and Refunding Bonds, Series 2020 will be payable from ad valorem taxes assessed, levied and collected, without limitation as to rate or amount, on all taxable property within the corporate limits of the City. The Series 2020 Bonds were issued with interest rates of 3.00% to 5.00% payable semiannually on November 1 and May 1 and will mature serially through May 1, 2049. At September 30, 2021, the City did not have any defeased General Obligation debt.

Annual debt service requirements to maturity for general obligation bonds are as follows:

Fiscal Year Ending September 30	General Obligation Bonds Governmental Activities		
	Principal	Interest	Total
2022	$ 4,390,000	$ 7,096,050	$ 11,486,050
2023	3,555,000	6,876,550	10,431,550
2024	5,165,000	6,698,800	11,863,800
2025	3,425,000	6,440,550	9,865,550
2026	2,960,000	6,269,300	9,229,300
2027-2031	21,600,000	28,538,250	50,138,250
2032-2036	24,925,000	23,469,700	48,394,700
2037-2041	31,405,000	16,988,950	48,393,950
2042-2046	38,610,000	9,783,013	48,393,013
2047-2049	26,955,000	2,087,625	29,042,625
	162,990,000	114,248,788	277,238,788
Plus: Unamortized Bond Premium	16,599,234	-	16,599,234
	$ 179,589,234	$ 114,248,788	$ 293,838,022

Sections 36 and 37 of the City Code limit the issuance of debt to no more than 15 percent of the assessed valuation. The City's current debt margin is 2.91 percent, which is below the 15 percent ceiling.

Legal Debt Margin Calculation for Fiscal Year 2021	
Assessed value	$ 41,140,757,296
Debt limit (15% of assessed value)	6,171,113,594
Debt applicable to limit:	
General obligation bonds	179,589,234
Less: Amount set aside for repayment of general obligation debt	272,363
Total net debt applicable to limit	179,316,871
Legal debt margin	$ 5,991,796,723

Note: Assessed value is the certified taxable value as of January 1, 2020.

Other Long-Term Debt

Special Obligation Bonds – Governmental Activities

At September 30, 2021 the outstanding principal of special obligation bond issues and repayment sources are as follows:

Issue Name	Repayment Source	Total Original Issue	Total Outstanding Principal
2015 Resort Tax Revenue Bonds	Resort tax revenue	$ 194,920,000	$ 173,700,000
2015A Tax Increment Revenue Refunding Bonds	RDA tax increment revenue	286,245,000	276,400,000
2015B Tax Increment Revenue Refunding Bonds	RDA tax increment revenue	35,850,000	11,135,000
Total Special Obligation Bonds		$ 517,015,000	$ 461,235,000

On December 15, 2015, the City issued $194,920,000 in Series 2015 Resort Tax Revenue Bonds for the purpose of providing funds to finance a portion of the costs of acquiring and constructing renovations to the Convention Center and related improvements and pay the costs of issuing the Series 2015 bonds. The Series 2015 bonds were issued with interest rates of 3.00% to 5.00% payable semiannually on March 1 and September 1.

In August 2007, the Resort Tax Refunding Bonds, Series 1996, were defeased. As a result, the outstanding balance of $3,060,000 was removed from the governmental activities column of the statement of net position. At September 30, 2021, $550,000 is still considered defeased.

On December 15, 2015 the City issued $286,245,000 in Series 2015A Tax Increment Revenue and Revenue Refunding Bonds to provide for the current refunding of all of the Agency's Tax Increment Revenue Refunding Bonds, Series 2005B; finance certain costs of acquiring and constructing renovations to the convention center and certain other improvements; and pay costs of issuance of the Series 2015A bonds. The Series 2015A bonds were issued with interest rates of 4.00% to 5.00% payable semiannually on February 1 and August 1.

On December 15, 2015 the City issued $35,850,000 in taxable Series 2015B Tax Increment Revenue Refunding Bonds to provide for the advance refunding of all of the Agency's Tax Increment Revenue Refunding Bonds, Taxable Series 1998A; provide for the current refunding of all of the Agency's Tax Increment Revenue Refunding Bonds, Taxable Series 2005A; and pay costs of issuance of the Series 2015B bonds. The Series 2015B bonds were issued with interest rates of 1.93% to 3.69% payable semiannually on February 1 and August 1. At September 30, 2021, did not have any defeased Tax Increment debt.

At September 30, 2021, debt service requirements to maturity for special obligation bonds are as follows:

Fiscal Year Ending September 30	Special Obligation Bonds		
	Principal	Interest	Total
2022	$ 11,685,000	$ 22,481,115	$ 34,166,115
2023	12,155,000	22,027,697	34,182,697
2024	11,885,000	21,480,725	33,365,725
2025	12,480,000	20,876,975	33,356,975
2026	13,115,000	20,242,850	33,357,850
2027-2031	75,865,000	90,949,475	166,814,475
2032-2036	97,070,000	69,735,625	166,805,625
2037-2041	124,375,000	42,432,375	166,807,375
2042-2045	102,605,000	9,931,300	112,536,300
	461,235,000	320,158,137	781,393,137
Plus: Net Unamortized Bond Premium	37,379,501	-	37,379,501
	$ 498,614,501	$ 320,158,137	$ 818,772,638

For the fiscal year ended September 30, 2021, maximum annual debt service on the RDA tax increment bonds was $21,729,597 and the tax increment revenues totaled $56,434,269. Remaining outstanding principal and interest is $482,530,587.

For the fiscal year ended September 30, 2021, maximum annual debt service on the Resort Tax bonds was $12,454,750 and the Resort Tax revenues totaled $82,207,342. Remaining outstanding principal and interest is $298,862,550

Revenue Bonds – Business-Type Activities

PARKING FUND

On December 15, 2015, the City issued $58,825,000 in Parking Revenue Bonds, Series 2015. The Series 2015 Bonds are being issued for the purpose of providing funds to finance a portion of the costs of constructing a new parking facility and improvements to a surface parking lot to service the City's convention center, which is being renovated, and pay the costs of issuing the Series 2015 Bonds. The Series 2015 Bonds were issued with interest rates of 3.00% to 5.00% payable semiannually on March 1 and September 1,and will mature through September 1, 2045. At September 30, 2021, no Parking obligations were considered defeased.

Parking Revenue Fund indebtedness at September 30, 2021, is comprised of the following issued indebtedness:

Initial Issuance	Description	Outstanding Principal
$58,825,000	Series 2015 Parking Revenue Bonds due in annual installments through 2045: interest at 3.00% - 5.00%	58,425,000
	Total bonds outstanding	$58,425,000

The aggregate maturities of Long-Term Debt at September 30, 2020, are as follows:

Fiscal Year Ending September 30	Bonded Debt		
	Principal	Interest	Total
2022	$ 200,000	$ 2,919,250	$ 3,119,250
2023	1,110,000	2,911,250	4,021,250
2024	1,165,000	2,855,750	4,020,750
2025	1,220,000	2,797,500	4,017,500
2026	1,280,000	2,736,500	4,016,500
2027-2031	7,440,000	12,654,750	20,094,750
2032-2036	9,495,000	10,599,750	20,094,750
2037-2041	14,350,000	7,976,250	22,326,250
2042-2045	22,165,000	2,838,500	25,003,500
	58,425,000	48,289,500	106,714,500
Plus: Net Unamortized Bond Premium	5,075,904	-	5,075,904
	$ 63,500,904	$ 48,289,500	$ 111,790,404

PARKING FUND CONT'D

All parking revenue bonds are payable from and secured by a lien on and pledge of net revenues derived from the operation of the City's parking system. The total principal and interest remaining to be paid on all Parking bonds is $106,714,500. Principal and interest paid for the current year and total

customer net revenues were $3,006,800 and $14,894,477, respectively.

On August 4, 2020, the City entered into a direct borrowing loan agreement with one financial institution, which allowed the City to refinance the outstanding Parking Revenue Refunding Bonds Series 2010A and Series 2010B up to a maximum of $32,431,335. The interest rate per annum equal to 1.850% computed based upon a 360-day year of twelve 30-day months on this loan agreement. The interest hereon in arrears on March 1 and September 1 of each year, commencing on September 1, 2020. The Loan is amortized over approximately 20 years with a final maturity date of September 1, 2040 but subject to mandatory tender for purchase on September 1, 2030. The revenue pledged to the loan is non-ad valorem covenant to budget and appropriated funding, however, the loan is paid with parking revenues and reported on the parking fund statement of net position. The parking fund debt covenant calculation as reported in the statistical section of this document, does not include this loan.

The aggregate maturities of Parking loans at September 30, 2021, are as follows:

Fiscal Year Ending September 30	Direct Borrowing/Loan		
	Principal	Interest	Total
2022	$ 2,284,793	$ 599,980	$ 2,884,773
2023	1,425,461	557,711	1,983,172
2024	1,452,232	531,340	1,983,572
2025	1,481,599	504,474	1,986,073
2026	1,509,364	477,064	1,986,428
2027-2031	7,963,656	1,956,424	9,920,080
2032-2036	8,730,073	1,191,977	9,922,050
2037-2040	7,584,157	353,983	7,938,140
	$ 32,431,335	$ 6,172,952	$ 38,604,288

WATER AND SEWER FUND

On February 17, 2010, the City obtained three loans from the City of Gulf Breeze, Florida Local Government Loan Pool Program. The City intends to use one of the loans from the City of Gulf Breeze, Florida, Series 1985J proceeds to pay the cost of certain improvements to its water and sewer utility. The City's Water and Sewer Fund issued $13,590,000 in Water and Sewer Revenue Refunding Bonds, Taxable Series 2009J-1A, $10,000,000 in Water and Sewer Revenue Refunding Bonds, Taxable Series 2009J-1B, $30,000,000 in Water and Sewer Revenue Bonds, Taxable Series 2009J- 1C. The bonds will be repaid solely from pledged revenues of the Water and Sewer system. The two refunding bonds were issued to partially refund the Water and Sewer Revenue Bonds, Series 2000, and the other bond was issued to construct various improvements and extensions to the Water and Sewer utility.

As a future transaction to the above bonds, the City obtained $40,000,000 from the City of Gulf Breeze Revenue Refunding Bonds, Series 2010 issued to advance refund the remaining outstanding City of Gulf Breeze, Florida Local Government Loan Program Floating Rate Demand Revenue Bonds, Series 1985J (as originally issued the "1985J" Bonds" and with respect to the refunded portion, the "Refunded 1985J Bonds") in an estimated principal amount of $40,000,000 on December 1, 2020 (Crossover Date). Interest on the Series 2010 Bonds is payable solely from investment earnings of Series 2010 Bond proceeds and earnings on amounts held in the Escrow Trust Fund created pursuant to the terms and provisions of a certain Escrow Trust Fund Agreement on February 1, 2010. On and after the Crossover Date and the payment and retirement of the Refunded 1985J Bonds in whole, until the Series 2010 Bonds are paid in full upon maturity, redemption or otherwise, the Series 2010 Bonds shall secured solely by the Revenues derived by the City from the Trust Estate relating solely to the Refunded 1985J Bonds in whole, until the Series 2010 Bonds are paid in full upon maturity or redemption.

After the Crossover Date, but subsequent to September 30, 2021, the City refunded the $40,000,000 (also presented as the 2009J-1B for $10,000,000 and 2009J-1C for $30,000,000) and the 2009J- 1A. See subsequent events Note 19 for details. No action was taken at the Cross Over date due to the planned refunding.

On December 14, 2017, the City issued $115,180,000 in Water and Sewer Revenue and Refunding Bonds, Series 2017. The bonds will be repaid solely from pledged revenues of the Water and Sewer system. They are registered transcripts and insured. The bonds were issued to construct various improvements and extensions to the Water and Sewer utility and to fully refund the Series 2000, Series 2006B-2, and Series 2006 as of September 30, 2018. Principal is payable annually, interest is payable semiannually, and the issue bears interest of 3.00% to 5.00%.

At September 30, 2021, none of the bonds outstanding are considered defeased. Indebtedness of the Water and Sewer Fund at September 30, 2021, is as follows:

WATER AND SEWER FUND CONT'D

Indebtedness of the Water and Sewer Fund at September 30, 2021, is as follows:

Initial Issuance	Description	Outstanding Principal
$10,000,000	2009J-1B Water & Sewer Revenue Refunding Bonds Gulf Breeze Loan Series 1985J due in annual installments through 2023: Interest at 4.82% - 5.00%	10,000,000
$30,000,000	2009J-1C Water & Sewer Revenue Bonds Gulf Breeze Loan Series 1985J due in annual installments through 2039: Interest at 5.00%	30,000,000
$115,180,000	2017 Water & Sewer Revenue and Refunding Bonds Due in semi-annual installments through 2047: Interest at 3.00 - 5.00%	110,555,000
	Total bonds outstanding	$150,555,000

At September 30, 2021, none of the bonds outstanding are considered defeased.

The aggregate maturities of long-term debt as of September 30, 2021 are as follows:

Fiscal Year Ending September 30	Bonded Debt		
	Principal	Interest	Total
2022	$ 4,575,000	$ 7,148,963	$ 11,723,963
2023	4,805,000	6,916,213	11,721,213
2024	5,050,000	6,674,806	11,724,806
2025	5,210,000	6,512,900	11,722,900
2026	5,475,000	6,252,400	11,727,400
2027-2031	22,205,000	27,697,250	49,902,250
2032-2036	24,480,000	21,916,600	46,396,600
2037-2041	31,090,000	15,311,150	46,401,150
2042-2046	38,325,000	8,068,600	46,393,600
2047	8,840,000	442,000	9,282,000
	150,055,000	106,940,882	256,995,882
Plus: Net Unamortized Bond Premium	13,230,304	-	13,230,304
	$ 163,285,304	$ 106,940,882	$ 270,226,186

All water & sewer revenue bonds are payable from and secured by a lien on and pledge of net revenues of the water and sewer utility and to the extent provided in the bond resolution, from impact fees, and from all moneys held in the funds and accounts established under the bond resolution. The total principal and interest remaining to be paid on the bonds is $256,995,881. Principal and interest paid for the current year and total customer net revenues were $11,727,794 and $27,646,105 respectively.

STORM WATER

On August 5, 2015, the City issued $99,590,000 in Stormwater Revenue Bonds, Series 2015. The Series 2015 Bonds are being issued by the City for the purpose of providing funds to (i) finance a portion of the costs of certain capital improvements currently contemplated as part of the City's five year program to improve and enhance the effectiveness and reliability of the Stormwater Utility, and (ii) pay the costs of issuing the Series 2015 Bonds. The Series 2015 Bonds were issued with interest rates of 2.00% to 5.00% payable semiannually on March 1 and September 1, and will mature serially through September 1, 2045. The Series 2015 Bonds will be repaid solely from pledged revenues of the Stormwater System.

On December 22, 2017, the City issued $156,550,000 in Stormwater Revenue and Refunding Bonds, Series 2017. The bonds will be repaid solely from pledged revenues of the Water and Sewer system. The bonds were issued to construct various improvements and extensions to the Stormwater utility and to partially advance refund (~92.8%) the Series 2011A and Series 2011B obligations as of September 30, 2018. Principal is payable annually, interest is payable semiannually, and the issue bears interest of 3.00% to 5.00%.

At September 30, 2021, none of the bonds outstanding are considered defeased.

Indebtedness of the Storm Water Fund at September 30, 2021, is as follows:

Initial Issuance	Description	Outstanding Principal
$99,590,000	2015 Storm Water Revenue Bonds Due in annual installments through 2045: Interest at 2.00% - 5.00%	97,280,000
$156,550,000	2017 Storm Water Revenue and Refunding Bonds Due in annual installments through 2047: Interest at 3.00 - 5.00%	154,550,000
	Total bonds outstanding	$251,830,000

The aggregate maturities of long-term debt at September 30, 2021 are as follows:

Fiscal Year Ending September 30	Bonded Debt		
	Principal	Interest	Total
2022	$ 5,250,000	$ 11,485,219	$ 16,735,219
2023	5,505,000	11,231,794	16,736,794
2024	5,770,000	10,965,169	16,735,169
2025	6,050,000	10,683,669	16,733,669
2026	6,345,000	10,388,369	16,733,369
2027-2031	36,635,000	47,039,694	83,674,694
2032-2036	44,740,000	38,934,900	83,674,900
2037-2041	55,640,000	28,028,500	83,668,500
2042-2046	69,955,000	13,717,950	83,672,950
2047	15,940,000	797,000	16,737,000
	251,830,000	183,272,264	435,102,264
Plus: Unamortized Premium	18,812,180	-	18,812,180
	$ 270,642,180	$ 183,272,264	$ 453,914,444

STORM WATER CONT'D

All storm water revenue bonds are payable from and secured by a lien on and pledge of net revenues of the stormwater utility and from all moneys held in the funds and accounts established under the Bond Resolution. The total principal and interest remaining to be paid on the bonds is $451,046,470. Principal and interest paid for the current year and total customer net revenues were $15,980,206 and $23,678,167 respectively.

LOANS

Fleet Loan:
On December 5, 2018, the City entered into an equipment loan agreement which allows the City to be reimbursed the purchase of vehicles and other equipment. The aggregate loan amount is for $15,000,000 with funding available in $500,000 disbursements. For advances payable over 60 months, the interest rate is the 3-year constant maturity Treasury Index multiplied by 75.50% plus 0.72%, for advances payable over 84 months, the interest rate is the 5-year constant maturity U.S. Treasury Index multiplied by 75.50% plus 0.71%, and for advances payable over 108 months, the interest rate is the 7 year constant maturity U.S. Treasury Index multiplied by 75.50% plus 0.94%.

At September 30, 2021, the City was indebted for $9,130,595. These loans are recorded in the fleet internal service fund.

The aggregate maturities of loans at September 30, 2021, are as follows:

Fiscal Year Ending September 30	Direct Borrowing/Loan		
	Principal	Interest	Total
2022	$ 2,221,210	$ 107,871	$ 2,329,081
2023	2,341,300	75,034	2,416,334
2024	1,910,253	40,976	1,951,229
2025	1,491,922	21,646	1,513,568
2026	1,078,739	7,452	1,086,191
2027	87,171	83	87,254
	$ 9,130,595	$ 253,062	$ 9,383,657

Energy Saving Obligation:
On August 4, 2020, the City entered into a agreement with direct borrowing loan agreement with one financial institution which allowed the City to refinance the outstanding equipment lease for the Energy Saving Obligation, up to a maximum of $7,155,665. The interest rate per annum equal to 1.850% computed based upon a 360-day year of twelve 30-day months on this loan agreement. The City shall pay the bank interest hereon in arrears on March 1 and September 1 of each year, commencing on September 1, 2020. The revenue pledged and source of repayment to the loan is non-ad valorem covenant to budget and appropriated funding. This portion of the loan is expected to be repaid over a period of approximately 5 years.

LOAN CONT'D

Fiscal Year Ending September 30	Direct Borrowing/Loan		
	Principal	Interest	Total
2022	$ 1,504,142	$ 109,850	$ 1,613,992
2023	1,591,784	82,024	1,673,808
2024	1,681,436	52,576	1,734,012
2025	1,160,496	21,469	1,181,965
	$ 5,937,858	$ 265,919	$ 6,203,777

CAPITAL LEASES

The City leases communication equipment which is classified under capital leases. The leased equipment is depreciated on a straight-line basis over 7 years. The accumulated amortization at September 30, 2021 on the debt was $788,775, effective monthly interest rate relating to the lease is 3.06%. The equipment's original future present value of the minimum lease payments was $1,409,725. The net book value of the leased asset at September 30, 2021 was $620,950. Below is a schedule detailing the minimum lease payments and the related interest component of each payment. This amount is recorded in the Information Technology Internal Service Fund.

	Direct Borrowing/Loan		
September 30	Minimum Lease Payments	Interest	Present Value of the Minimum Lease Payments
2022	$ 308,307	$ 9,141	$ 299,166
	$ 308,307	$ 9,141	$ 299,166

CLEAN WATER STATE REVOLVING LOAN

On November 12, 2014, the City of Miami Beach entered into the Clean Water State Revolving Fund Loan Agreement with the State of Florida Department of Environment Protection. On November 24,2020 Amendment No.1 to the Loan Agreement was executed. The semiannual loan payment amount is based on the total amount of $7,697,180 which consist of the Loan principal, accrued Capitalized Interest plus the Loan Service Fee. Loan payments commenced on February 15, 2018 and semiannually thereafter on August 15 and February 15 of each year until all amounts due have been fully paid. The interest rate on this loan is 1.62% per annum. Loan disbursements from the State to the City will be made for reimbursements of allowable costs. As of September 30, 2021, $7.5 million of allowable costs have been incurred by the City and $7.5 million has been reimbursed from the State. The loan is recorded as a loan payable in the governmental activities of the City's government wide statements. The loan is secured by the Stormwater fund's pledged revenues and will be repaid with such funds.

The outstanding principal balance reported at September 30, 2021 is $6,252,154 which consist of Loan Principal and Interest. The aggregate maturities of the loan at September 30, 2021, are as follows:

Fiscal Year Ending September 30	Direct Borrowing/Loan		
	Minimum Lease Payments	Interest	Present Value of the Minimum Lease Payments
2022	$ 345,267	$ 99,892	$ 445,159
2023	350,883	94,276	445,159
2024	356,590	88,569	445,159
2025	362,390	82,769	445,159
2026	368,285	76,874	445,159
2027-2031	1,933,252	292,543	2,225,795
2032-2036	2,095,679	130,117	2,225,796
2037-2038	439,809	5,351	445,160
	$ 6,252,155	$ 870,391	$ 7,122,546

PENSION LOAN

On September 1, 2005 the City issued $53,030,000 in taxable Series 2005 Special Obligation Bonds for the purposes of, together with other legally available funds of the City, refunding the City's outstanding Series 1994 Taxable Special Obligation Bonds (Pension Funding Project) maturing September 1, 2015 and September 1, 2021, making the required payment with respect to a Hedge Agreement and paying the costs of issuing the Series 2005 and refunding the Refunded Bonds, including the premiums for the Bond Insurance Policy and Reserve Account Surety Bond. The Series 2005 bonds were issued with interest rates of 4.24% to 5.23% payable semiannually on March 1 and September 1.

On December 22, 2016 the City obtained a loan in the amount of $19,679,000 to refund the outstanding Series 2005 taxable special obligation refunding bonds (as noted in the above paragraph). Interest of 1.69% is payable semiannually on March 1 and September 1, commencing on March 1, 2017. This loan fully refunded the $53,030,000 in taxable Series 2005 Special Obligation Bonds.

This loan was fully paid as of fiscal year ended September 30, 2021.

OTHER DEBT

As of September 30, 2021, the City has authorized but not issued the following:

$276,775,000 of General Obligation Bonds for the purpose of improvements City parks and recreational and cultural facilities, Improve neighborhoods and infrastructure and public safety and security improvements.

CONDUIT DEBT

The Health Facility Authority, as described under Note 1 of the City's Annual Comprehensive Financial Report (ACFR), is authorized to issue bonds to fulfill its purpose. Bonds issued by the Authority shall not be deemed to constitute debt of the Authority or the City. As a result, the bonds are not recorded in the Authority's financial statements. Total conduit debt outstanding at September 30, 2021 are as follows:

Issue Name	Original Issue	Principal Oustanding
Conduit Debt		
Series 2012	$ 132,285,000	$ 15,200,000
Series 2014	170,895,000	132,385,000
Series 2021	31,775,000	31,775,000
Series 2021B	142,910,000	142,910,000
Total	$ 477,865,000	$ 322,270,000

LONG-TERM DEBT SUMMARY

At September 30, 2021 Governmental activities had a net debt decrease of $17 million or 2.6% while business-type activities debt decreased by $8.9 million or 1.8%%. The City's debt administration is discussed in the transmittal letter and details can be found in notes 10 and 19 of the ACFR.

Outstanding Debt
General Obligation, Special Obligation, Revenue Bonds and Loans
(in thousands)

	Governmental activities		Business-type activities		Total	
	2020	2021	2020	2021	2020	2021
General obligation	$ 168,435	$ 162,990	$ -	$ -	$ 168,435	$ 162,990
Special obligation	473,620	461,235	-	-	473,620	461,235
Revenue bonds	-	-	469,200	460,310	469,200	460,310
Loans	20,894	21,620	-	-	20,894	21,620
Other debt	7,397	7,110	32,439	32,446	39,836	39,556
Total	$ 670,346	$ 652,955	$ 501,639	$ 492,756	$ 1,171,985	$ 1,145,711

WANT EVEN MORE INFORMATION?

Please refer to the City's Annual Comprehensive Financial Report (ACFR) located at:

https://www.miamibeachfl.gov/city-hall/finance/financial-documents/

Capital Improvement Plan

The City's annual Capital Budget contains capital project commitments appropriated for Fiscal Year 2023. Preparation of the Capital Budget occurred simultaneously with the development of the FY 2023-2027 Capital Improvement Plan and FY 2023 Operating Budget. The Capital Budget represents the project budgets for both current and new capital projects necessary to improve, enhance, and maintain public facilities and infrastructure to meet the service demands of residents and visitors to the City of Miami Beach. Capital reserves, debt service payments, and capital purchases found in the Operating Budget are not included in this budget. The Capital Budget for FY 2023 appropriated funding for projects that will require commitment of funds during the fiscal year.

Projects will address many needs across different areas of the City including: neighborhood enhancements such as landscaping and sidewalk restoration; traffic calming; roadway and bridge resurfacing and reconstruction; water, sewer, and drainage system improvements; park construction, renovations, and upgrades; renovation of seawalls; parking lot and garage renovations; and construction/renovations of public facilities.

The plan also contains information on appropriations prior to FY 2023 for ongoing/active projects, as well as potential future appropriations beyond FY 2027. In conjunction with the development of the FY 2023 Capital Budget and FY 2023 – FY 2027 CIP, the City began to develop a list of potential projects that may be funded in the future, including projects that have been approved as part of a plan, but not yet sequenced or approved for funding.

FY 2023 Capital Budget totals $73.7 million and was appropriated on October 1, 2022.

Overview Of The FY 2023-2027 5-Year Capital Improvement Plan

The CIP has also been updated to include additional funding sources that have become available, changes in project timing, and other adjustments to ongoing projects as they have become better defined, including projects that have been reconfigured, re-titled, combined with or separated from other projects and/or project groupings. These adjustments have no fiscal or cash impact and are as a result of a comprehensive review of the program to ensure that our plan accurately reflects all project budgets, funding sources, and commitments.

The following table shows a summary of the Five-Year CIP by program area, as well as prior year funding for ongoing projects and funding requirements for desired projects with no anticipated funding for the FY 2023 Capital Budget and the FY 2023 – FY 2027 CIP, and beyond.

PROGRAM	PRIOR YEARS	FY 2023	FY 2024	FY 2025	FY 2026	FY 2027	FUTURE	TOTAL
ART IN PUBLIC PLACES	9,021,131	-	-	-	-	-	-	9,021,131
BRIDGES	11,086,204	3,000,000	-	-	-	-	8,800,000	22,886,204
COMMUNITY CENTER	2,500,000	-	-	-	-	-	-	2,500,000
CONVENTION CENTER	656,246,548	1,998,000	-	-	-	-	-	658,244,548
ENVIRONMENTAL	5,010,000	227,000	6,000,000	-	-	-	3,650,000	14,887,000
EQUIPMENT	36,128,785	7,454,893	8,448,000	5,579,000	5,446,000	1,358,000	1,037,000	65,451,678
GENERAL PUBLIC BUILDINGS	14,978,322	11,506,000	22,700,000	666,000	-	-	9,260,000	59,110,322
GOLF COURSES	11,477,190	211,000	130,000	162,000	-	-	6,316,000	18,296,190
MONUMENTS	701,245	-	-	-	-	-	1,618,000	2,319,245
PARKING	250,000	2,507,405	-	3,748,203	7,301,699	8,612,401	-	22,419,708
PARKING GARAGES	54,509,793	3,967,000	1,786,108	1,604,300	849,500	315,720	6,971,400	70,003,821
PARKING LOTS	5,040,142	150,000	150,000	150,000	-	-	-	5,490,142
PARKS	158,266,016	15,215,301	73,813,960	2,901,159	1,629,845	560,377	25,597,929	277,984,587
RENEWAL & REPLACEMENT	30,978,450	9,357,224	20,769,798	5,398,214	6,265,549	9,032,848	43,284,668	125,086,751
SEAWALLS	35,230,003	-	5,000,000	-	-	10,000,000	10,000,000	60,230,003
STREETS / SIDEWALKS / STREETSCAPES	468,045,727	3,090,488	84,542,613	64,934,865	78,832,252	147,460,000	669,057,684	1,515,963,629
STREET LIGHTING	8,224,604	-	7,529,000	800,000	903,233	296,767	50,000,000	67,753,604
TRANSIT / TRANSPORTATION	74,894,992	4,221,743	6,434,229	7,914,402	600,378	53,869	86,299,712	180,419,325
UTILITIES	165,654,782	10,751,766	84,807,367	55,908,911	26,610,049	21,371,087	278,780,107	643,884,069
GRAND TOTAL	**1,748,243,934**	**73,657,820**	**322,111,075**	**149,767,054**	**128,438,505**	**199,061,069**	**1,200,672,500**	**3,821,951,957**
							FY 2023-2027	**873,035,523**

Overview Of The FY 2023-2027 5 Year Capital Improvement Plan Cont'd

The graph which follows shows the major project types with funding proposed and programmed in the FY 2023 – FY 2027 CIP. The largest proposed and programmed investments are in the street/sidewalks/streetscapes (43%), utilities (23%), and parks (11%).

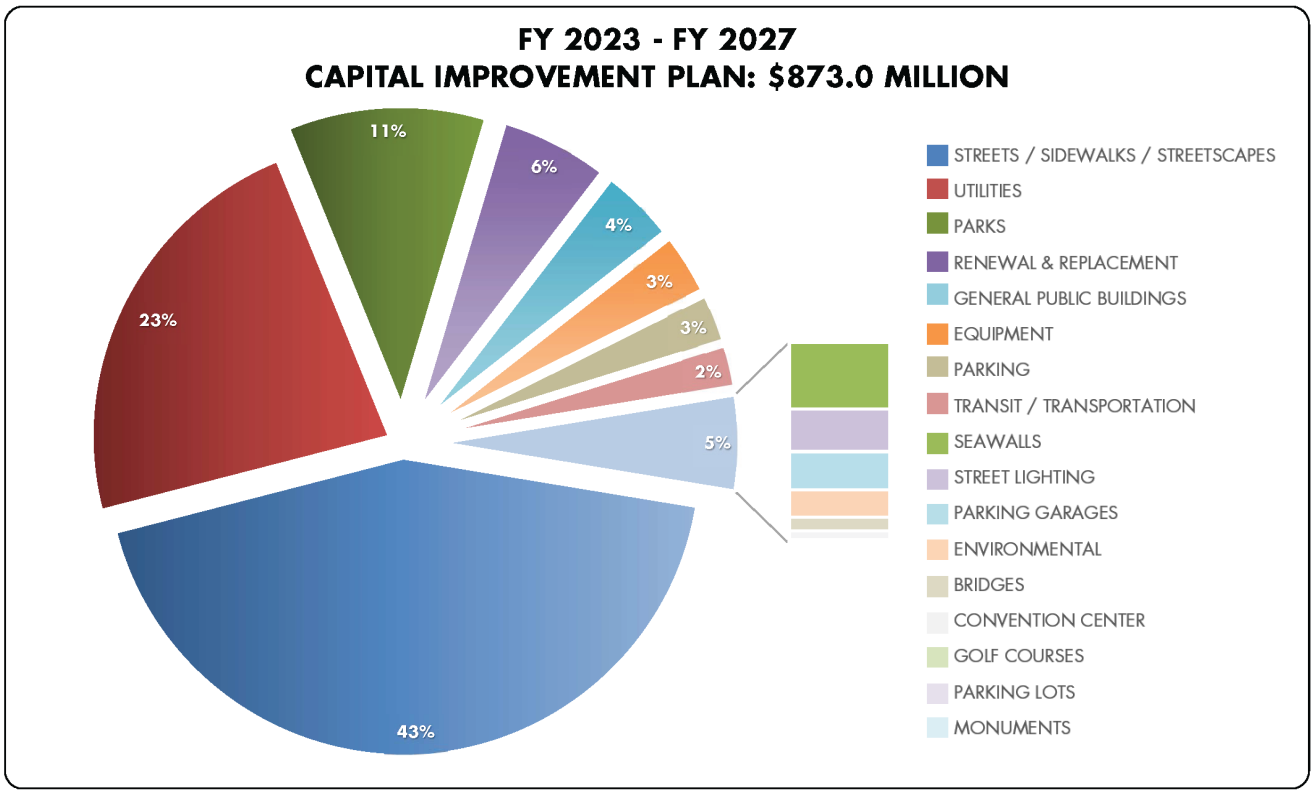

Project Highlights By Program Area

ART IN PUBLIC PLACES (AiPP)

The Art in Public Places (AiPP) Ordinance (Ordinance No. 95-2985) was adopted in 1995. The Ordinance was created to "enhance the aesthetic environment of the City of Miami Beach by including works of art on public property within the City and in City construction projects." The AiPP Ordinance was amended in May 2004 to clarify the definition of terms for eligible construction projects for funding, as well as the policies and procedures for appropriations. The AiPP Guidelines were also adopted by the City Commission at that time.

The AiPP program is currently funded by 2% of all hard costs of City projects, including new construction, additions, and costs for construction of joint private/public projects. The fund is used for the commission or acquisition of works of art; conservation and maintenance of works of art; research and evaluation of works of art; printing and distribution of related materials; and administration.

The City Commission voted to amend the Art in Public Places Ordinance at the September 11, 2019 Commission meeting (Ordinance 2019-4296). The amendment expanded the definition of "City Construction Project" to include bay walks, beach walks, streetscape beautification projects (resurfacing, curbs, gutters, pavers, sidewalks, landscaping, lighting, bus shelters, bus benches, street furniture, signage and similar above ground improvements); amended the dollar threshold therein from $500,000 to $250,000 for the projects subject to the provisions of Art in Public Places; and amended the amount to be appropriated to Art in Public Places from not less than 1.5 percent, to not less than 2 percent.

Prior Years include $9.0 million in funding for the Miami Beach Convention Center, Jaume Plensa's Minna monumental sculpture, Fire Station #2, Flamingo Park, Lummus Park, and the Tobias Rehberger Obstinate Lighthouse projects.

BRIDGES

Bridge repair projects are prioritized and funded based upon inspections by the Florida Department of Transportation, which ensures the safety of all bridges statewide. Other factors are also considered when determining the condition of a bridge, such as its load capacity. It is the City's responsibility to ensure that bridges are repaired in order to be safe for the motoring public. Pedestrian bridges are also included in this category, which is the City's responsibility to maintain.

The One-Year FY 2023 Capital Budget funds $3,000,000 for Citywide Bridges to inspect, design, and repair to bridges that fall below sufficiency rating of 70, based on Florida Department of Transportation bridge inspection reports.

BRIDGES CONT'D

Prior Years include $7.1 million for the West Avenue Bridge over Collins Canal; $1.6 million for Painting and Lighting of Bridges in North Beach; $1.7 million for Citywide Bridges; $440,000 for the 41st Street Bridges Repair; $180,000 for the 81st Street Pedestrian Bridge; and $60,875 for general bridge repairs. The unfunded portion of the five-year capital and future plan includes $8.8 million for repairs of bridges citywide.

COMMUNITY CENTER

The Recreation Division of the Parks and Recreation department provides citywide recreational, cultural, and educational programs along with supporting activities for all age groups and those with special needs. In addition to recreation, the City also offers a wide selection of facilities for rental, from a park pavilion to an entire youth center.

Prior Years includes $2,500,000 for an Adaptive Fitness and Recreation Center.

CONVENTION CENTER

The Miami Beach Convention Center (MBCC) has been a significant contributing factor in the economic impact of Miami Beach and the greater Miami-Dade County for more than fifty years. MBCC served as the site where Muhammad Ali (formerly known as Cassius Clay) defeated Sonny Liston for his first Heavyweight Championship of the World in 1964. In 1968, the MBCC hosted the Republican National Convention with more than 20,000 delegates and thereafter, in 1972, the MBCC hosted more than 45,000 delegates during the Republican and Democratic National Conventions.

Originally built in 1957, the MBCC encompassed 108,000 square feet. In 1968, an additional 130,500 square feet of exhibit space was added, with additional support facilities subsequently constructed in 1974. In 1986, as the demand for exhibition space increased, the facility underwent a $92 million renovation and doubled the size of its footprint. In 1989, a master plan was also developed for the convention center complex, which included over $50 million in upgrades, including complete renovations of all restrooms, full carpet replacement, and installation of a state-of-the-art telecommunications and networking infrastructure.

Since the 1989 MBCC renovation, significant changes have taken place in the convention and tradeshow industry. The number of events, attendance, and space needs have increased on an annual basis industry-wide. The economic impact of conventions and tradeshows has also increased over time. Many cities have responded to this industry growth by increasing the size of their convention centers and by adding amenities such as increased

CONVENTION CENTER CONT'D

meeting space, additional parking, general session space, various technological amenities, and related features in an effort to address industry trends.

Changes in how a competitive hotel package and cultural offerings are viewed by event planners has also led to significant development in areas adjacent to convention centers. In major markets throughout the country, large headquarter hotels have been developed, and efforts to create walkable restaurant/retail environments surrounding convention centers have also been undertaken. The primary objectives of the Master Plan project included improvements to the MBCC and redevelopment of the surrounding area that are supported by market demand and are necessary to facilitate the ability of the MBCC to attract high impact conventions and tradeshows in an increasingly competitive environment.

A report prepared by Convention Sports & Leisure (CSL) commissioned by the Greater Miami Convention and Visitors Bureau (GMCVB) determined that the MBCC serves as the region's convention center given its geographic draw, and no new facility should be planned elsewhere in Miami-Dade County. The report further determined that improvements to the MBCC, including the multi-purpose ballroom, would increase its marketability and attract high-end conventions.

The expansion and renovation of the existing MBCC included an expansion to 1.4 million square feet, the re-orientation of the four exhibit halls, facade modifications, two separate loading docks on opposite ends of the building with 32 dock spaces, site improvements along the canal and roadways, the addition of a Grand Lobby, 1 Grand Ballroom and 4 junior ballrooms, including the rooftop 'Sunset Vista Ballroom', 10,000 square foot production kitchen, 1.61 miles of fiber optic cabling and 480 miles of copper wiring to support IT communications, 84 meeting rooms with free Wi-Fi, and 800 parking spaces located on the roof. The new MBCC re-orients the halls in an East/West direction with the primary access from Convention Center Drive, with Washington Avenue also serving as a secondary means of entry.

The MBCC project included substantial improvements to the north of the property. An addition was made to the northern portion of the property featuring an enclosed ground floor parking area and a truck loading and delivery area, a multi-story Grand Ballroom, two outdoor patios spaces with views of the beautified 3.8 acres of Collins Canal Park that spans along Collins Canal and features the restored historic Carl Fisher Clubhouse. This addition created a new internalized loading area and includes two helix ramping entrance accesses to the roof level parking. The Washington Avenue elevation is now predominately pedestrian in nature with visitor drop-off and cab cueing areas. The streetscape modifications include a green edge along the avenue with native shade trees to promote a more pedestrian friendly experience.

CONVENTION CENTER CONT'D

Convention Center Drive is now the main access point for vehicular access and for the visitor and shared ride drop-off areas. Modifications included a new median along Convention Center Drive and 19th Street creating a more sophisticated streetscape and a more celebrated boulevard experience. The Collins Canal Park walk has been substantially improved and creates a softer northern edge to the MBCC, with a continued path starting at the Holocaust Memorial, continuing through the Botanical Gardens, into Collins Canal Park and ending at the Bass Museum and Collins Park to connect multiple green spaces across multiple city blocks.

The project also included sizable Art in Public Places installations including pieces by six internationally recognized artists such as Ellen Harvey, Sarah Morris and Joseph Kosuth, with a budget of $7.1M, this collection is the largest collection of single curated public art in the United States.

On July 25, 2018, the Mayor and City Commission approved Resolution 2018-30438 which called for a special election, on November 6, 2018, for the purpose of submitting to the electorate of the City of Miami Beach, a ballot question regarding a 99-year lease of a 2.6-acre property to MB Mixed Use Investment, LLC, requiring the construction/operation of an 800-room hotel connected to the Convention Center per Resolution 2018-30425. On November 6, 2018, the citizens of the City of Miami Beach voted to include a MBCC hotel on the property adjacent to the MBCC, located at the northeast corner of 17th Street and Convention Center Drive. The development of the hotel has been approved by the Design Review Board and is currently under development.

In 2019, the City also launched the conversion of the Municipal Parking Lot to the west of the MBCC into a 5-acre park. Named "Pride Park" by the citizens of Miami Beach in November 2019, the reimagined park includes public art – "Bent Pool", a public restroom, and embedded electrical systems to provide for event activations that should mitigate damage to the greenspace and paths. In June 2020, a "Juneteenth" commemorative tree was planted in Pride Park to celebrate the contributions of Miami Beach's Black community.

Although 2020 events included the Super Bowl NFL Experience in the MBCC, with record-breaking attendance, the impact of the COVID-19 pandemic resulted in the cancellations of the majority of events. Accordingly, the Convention Center was repurposed as a State of Florida Alternate Care Facility until October 2020 and COVID-19 mobile and walk-up testing site continues to occupy Convention Center Drive and the Municipal Parking Lot to the south of the MBCC.

In FY 2019, the City restructured the financial terms with the MBCC Food and Beverage vendor, Centerplate, to provide for the City to receive 95% of the net operating profits of the catering and food

CONVENTION CENTER CONT'D

and beverage (F&B) operations (after payment of all operating expenses), and (2) extended the term of the City's agreement with Centerplate for an additional two years. In FY 2020, the City issued an RFP for the food and beverage operations of the Carl Fisher Clubhouse with Annex and Centerplate was determined to be the only responsive and responsible proposers. In FY 2021, the Centerplate agreement was further amended to provide for the City to receive a profit sharing distribution of 83% and reduced the management fee to 4%. The amendment also created a co-terminus expiration date of September 30, 2026 that includes a force majeure period of approximately eighteen (18) months due to COVID-19. In addition, Centerplate agreed to invest up to $750,000 in capital improvements designed to increase the Carl Fisher Clubhouse & Annex appearance and operation.

In February 2021, the MBCC resumed hosting events. A total of 17 events were held in FY 2021 including Florida Supercon, the Jewelry International Showcase, and the American Society of Plastic Surgeons Convention. After Art Basel and Design Miami's virtual presentations in FY 2021, both shows returned to in-person presentations in FY 2022 at the MBCC Campus.

With final completion for the MBCC expansion and renovation project anticipated in the near term, the MBCC is scheduled to welcome new and repeat business in FY 2023 and beyond, utilizing all four exhibit halls. The MBCC team is prepared to confront the impact of COVID-19, and has adjusted to new social distancing, safety, sanitation, and security policies and best practices.

As a result, the MBCC received the Global Biorisk Advisory Council (GBAC) gold standard rating. The City, together with MBCC management company OVG360 (formerly Spectra), food and beverage operator Sodexo Live (formerly Centerplate), and the Greater Miami Convention and Visitor Bureau (GMCVB), continue to strategize and explore new avenues to market and sell the MBCC and promote the MBCC as a convention center of choice and best in class. This new direction is an opportunity to reimage the center and explore innovative and creative revenue streams that can augment any reduction and/or increase of tourism activity and resort tax collections.

In FY 2022, a new five (5) year destination marketing agreement between the GMCVB and the City was finalized to include a base fee to the GMCVB comprised of ten percent of the two percent City Resort Tax, an incentive fee up to $2,000,000 based on the GMCVB's ability to achieve performance metrics, and a 120-day notice for termination for convenience clause. The new agreement sets the stage for an expanded scope of services that include, but not limited to: MBCC sales, public relations, marketing/branding, research services, reputation management, and more.

The One-Year FY 2023 Capital Budget funds $1.2 million for the Convention Center Park, $501,000 for various MBCC renovation

CONVENTION CENTER CONT'D

projects, and $300,000 for a cooling tower overhaul at the convention center.

Prior Years include $642.5 million for the Convention Center Renovation; $9.5 million for the Convention Center Park; and $4.3 million for the Carl Fisher Clubhouse renovation.

ENVIRONMENTAL

Environmental projects in the CIP cover a range of projects including beach access gates, canal enhancement projects, tidal flooding mitigation, lighting for the Baywalk, recreational greenways, and remediation.

The One-Year FY 2023 Capital Budget funds $227,000 for the Miami Beach Mooring Field.

Prior Years include $2.7 million for the Middle Beach Recreational Corridor Phase III; $1.1 million for Maurice Gibb Park soil remediation; $386,000 for Baywalk Phase 2; $310,000 for the Baywalk from 10th to 12th Street; $250,000 in funding for surveying and permitting costs related to the Waterway Restoration G.O. Bond project; $156,000 for the Miami Beach Mooring Field, $111,000 for Fleet Management Facility Remediation; and $30,000 for the Lake Pancoast Mangrove Living Shoreline (formerly known as the Indian Creek Living Shoreline).

The unfunded portion of the five-year capital and future plan includes $6.0 million in G.O. Bond funding for the Waterway Restoration project; $2.2 million for the Miami Beach Mooring Field; and $1.5 million for Lake Pancoast Mangrove Living Shoreline project.

EQUIPMENT

The capital equipment section of the CIP includes the purchase of major capital equipment, including property management, fleet, lighting, and information technology equipment related acquisitions.

The One-Year FY 2023 Capital Budget funds $7.3 million for annual vehicle/equipment replacement; $557,000 for various projects at the Fleet Management facility; and the transfer of $381,107 in savings from the License Plate Readers and Beachwalk Camera projects to the Police Headquarters' G.O. Bond project.

Prior Years include $17.4 million for Fleet vehicle/equipment replacement; $10.4 million for the Public Safety Radio System (G.O. Bond project), and other major projects such as $1.9 million for License Plate Readers (G.O. Bond project); $1.7 million for the replacement of the permitting software; $1.5 million for cameras in the Entertainment District (G.O. Bond project); $903,000 for Cameras on the Beachwalk between 23rd and 46th Streets;

EQUIPMENT CONT'D

$825,000 for Cameras in the Business District (G.O. Bond project); $700,000 for Cameras on the Beachwalk (G.O. Bond project); and $625,000 for new Police Station Generators. An additional 6 miscellaneous projects totaling $1,032,902 were also funded within this program.

The unfunded portion of the five-year capital and future plan totals $21.9 million for various projects, primarily related to vehicle and equipment replacement needs.

GENERAL PUBLIC BUILDINGS

The One-Year FY 2023 Capital Budget includes the funding of: $4.3 million for Fire Station #1; $3.9 million for the Marine Patrol Facility; $2.9 million for Collins Park artist workforce housing; and $456,000 for renovation of the Greenspace facility.

Prior Years include $4.0 million for Fire Station #1 (G.O. Bond project); $2.0 million for the Marine Patrol Facility (G.O. Bond project); $1.9 million for Building Department's renovations; $1.5 million for equipment and the buildout of the Real-Time Crime Center; $1.0 million for the Ocean Rescue NOBE Facility (G.O. Bond project); $1.4 million for North Shore Park exterior café and restrooms; $750,000 for the Bayshore Green Waste Facility; $668,225 for Sunset Islands 1&2 Guardhouse; $668,000 for the North Shore Bandshell Canopy; $310,000 for the North Shore Bandshell Rear Canopy; $188,000 for North Shore Bandshell Rear Seating and $423,199 for 4 miscellaneous projects.

The unfunded portion of the five-year capital and future plan includes $5.3 million for creating a Public Works facility at a vacant/unused pump station; $650,000 for the ice rink perimeter board at Scott Rakow Youth Center; $312,000 for North Shore Park exterior café and restrooms; and $200,000 for the Fire department's outdoor training facility. Programmed funding beyond FY 2022 includes future tranches for various G.O. Bond projects.

GOLF COURSES

The City operates the Miami Beach Golf Club ("MBGC") and the Normandy Shores Golf Club ("NSGC"). The City's golf courses/clubs are managed and operated by Professional Course Management (PCM) on behalf of the City.

The One-Year FY 2023 Capital Budget includes the funding of: $184,000 for the NSGC roof and $27,000 for the NSGC Kitchen.

Prior Years include $10.7 million for renovations to the Bayshore Park (Par 3); $125,000 for the NSGC practice tee renovations; $124,000 for the MBG course practice tee renovation; $100,000 for the MBG course irrigation pump house renovation; $114,000 for netting at the MBGC driving range; $71,000 for replacement

GOLF COURSES CONT'D

of MBGC reel grinders; $43,000 for replacement of MBGC kitchen floor; and $40,000 for the replacement of the NSGC carpet.

The unfunded portion of the five-year capital and future plan includes $6.0 million for the MBGC course renovation; $230,000 for lighting at the MBGC Pickleball Court; $196,000 for the NSGC Pumps; $120,000 for NSGC range tee; $120,00 for MBGC patio awning; $70,000 MBG Clubhouse painting; $60,000 for MBGC lake aeration at hole #3; and $42,000 for the MBG Clubhouse carpet replacement.

MONUMENTS

There are numerous monuments throughout the City, with of many of them being historic. In 2009, the City conducted a comprehensive assessment of necessary repairs.

Prior Years include $323,700 for the Alton Road Fountain at 20th Street project; $289,000 for the Flagler Monument Solar Illumination project; $62,000 for the World War Memorial; and $26,545 for the Cuban monument at the Miami Beach Police Department.

The unfunded portion of the five-year capital and future plan includes $1,618,000 for the Water Tower Restoration on Star Island.

PARKING, PARKING GARAGES, AND PARKING LOTS

The City manages and operates 62 surface parking lots and 12 garages throughout the City and 20 residential parking permit zones. There is a total of 9,640 metered spaces, both on- and off-street, as well as 7,404 garage spaces. The CIP programs provide funding for on-going maintenance of facilities, which includes renovation of parking lots that are anticipated to provide additional parking spaces when complete.

The One-Year FY 2023 Capital Budget includes: $15,161,262 for the 72nd Street Community Complex; $1,196,405 for 3 projects at the 5th and Alton Garage; $1,063,000 for 1 project at the Miami Beach Police Garage; $954,000 for 7 projects at the 7th Street Garage; $800,000 for 5 projects at the 17th Street Garage; $677,000 for 4 projects at the Sunset Harbour Garage; $447,000 for 3 projects at the 1755 Meridian Garage; $435,000 for 3 projects at the Penn Garage; $332,000 for 7 projects at the 12th Street Garage; $243,000 for 5 projects at the 16th Street/Anchor Garage; $221,000 for 4 projects at the 42nd Street Garage; $76,000 for 2 projects at the 13th Street Garage; $150,000 for Citywide Parking Lots Improvements; and $30,000 for the Convention Center Garage.

PARKING, PARKING GARAGES, AND PARKING LOTS CONT'D

Prior Years for the Parking Garage/Parking programs include $27.6 million for the Collins Park Garage; $11.3 million for the 72nd Street Community Complex; $9.7 million for the garage at Collins Avenue and 13th Street; $2.9 million for the Penrod's parking lot; $2.5 million for the Garage Security Camera system citywide; $1.4 million for the 16th Street Garage sprinkler system; $1.0 million for 17th Street Parking Garage coating; and 68 renewal and replacement projects totaling $14.5 million.

The unfunded portion of the five-year capital and future plan primarily reflects funding needs for repairs and maintenance of the City's parking garages and lots totaling $31.5 million.

PARKS

The City maintains the appearance of the gateways to the City, all municipal parks, buildings, grounds, and City-controlled medians, swales, and landscape areas, including management of the City's urban forest and the landscape maintenance contracts for the entire City's parking facilities.

The One-Year FY 202 Capital Budget for Parks totals $15,215,301 and includes: $15,161,262 for the 72nd Street Complex; $187,000 funding swap from the Batting Cages at North Shore Park project to the Skatepark project; and $54,039 to address ponding on the beach walk at 53rd Street.

Prior Years funding for multiple open projects, inclusive of GOB projects, total $146.9 million. Aside from the 19 GOB projects totaling $83.8 million, prior year funding includes major projects such as $18.2 million for Flamingo Park; $15.8 million for North Beach Oceanside Park; $5.0 million for Altos Del Mar Park; $3.3 million for Lifeguard Stand Replacements; $2.7 million for Muss Park Facility; $2.6 million for the Band Shell Master Plan; $2.6 million for Maurice Gibb Park redesign; $1.7 million for Brittany Bay Park; $1.5 million for Allison Park redesign; $1.4 million for Fairway Park improvements; $1.2 million for the Collins Park Performing Arts Venue; and $6.9 million for 20 smaller projects.

The unfunded portion of the five-year capital and future plan for the Parks department totals $104.5 million which includes $73.2 million for future GOB tranches and $7.7 million for the Collins Park Cultural Facility, as well as a variety of other smaller projects.

RENEWAL AND REPLACEMENT

FY 2012 was the first year that new and existing capital renewal and replacement projects were included in the CIP and Capital Budget.

Prior to FY 2005, the City made significant investment in the routine maintenance of its assets, as well as funding major capital projects bringing online miles of sidewalks and curbing, additional streetlights, new parks and park facilities, new Fire station facilities, etc. However, maintenance of the capital investments competed with General Fund services and routine maintenance with the result that funding levels did not provide for major capital renewal and replacement projects. As a result, these projects often were deferred many years beyond the useful life of the capital component requiring replacement or renewal, and in some cases, until the point where an entire capital project was required for major improvements.

To ensure that renewal and replacement of General Fund assets were funded and addressed when needed, in FY 2005, the City of Miami Beach established a dedicated millage for renewal and replacement funding to be used for capital projects that extended the useful life of the City's General Fund assets to be used exclusively to provide for renewal and replacement of capital items related to facilities and infrastructure over and above routine maintenance. The following restrictions regarding the fund were established at the time that the dedicated funding was created:

- Projects must meet the following criteria for funding:
  - Extend the useful life of a City of Miami Beach General Fund asset by at least 5 years with a threshold value of at least $25,000; for example, the replacement a major component of the asset such as roofs, HVAC systems, electrical systems, fire alarm systems, sprinkler systems that due to significant deterioration would constrain the remaining useful life of the asset, OR
  - Significantly reduce future maintenance cost over the remaining life of the asset providing for a reduction in future maintenance costs that are greater than the cost of the project
- The Mayor and Commission may authorize additional uses of the funds for unforeseen or unanticipated events affecting life, health, property or public safety subject to a five-sevenths (5/7) vote
- Appropriation of project specific expenditures from the General Fund Capital Renewal and Replacement Fund shall be included in the City Manager's annual budget, to be approved by the Mayor and City Commission annually during the City's second public hearing on the budget
- Interest earnings that accrue in the General Fund Capital Renewal and Replacement Fund shall be included in the appropriation for the Fund in the following fiscal year

RENEWAL AND REPLACEMENT

- Changes among project specific appropriations may be authorized by the City Manager to the extent that no new projects are added and the total annual allocation is not exceeded
- During a fiscal year, changes to the total allocation and changes to the list of projects to be funded from the General Fund Capital Renewal and Replacement Fund shall require prior approval and authorization by a majority of the City Commission. Excess project specific appropriations not required will be available for re-appropriation the following year
- Project specific appropriations that are not expended in a given fiscal year shall remain in the General Fund Capital Renewal and Replacement Fund for the life of the project

At the same time, the City established a systematic approach to identify renewal and replacement needs. A Facilities Conditions Assessment (FCA) of City buildings is conducted at least once every five years to determine the FCI, current renewal and replacement needs, as well as projected replacement dates for all of the major building components. A Facility Condition Index (FCI) rating is assigned to each facility based on the total value of existing deferred maintenance divided by the current replacement value of the building. The most recent FCA establishing the FCI rating was completed by the Facilities and Fleet Management Department in 2020.

Based on industry standards ratings are assigned as follows:

- 0.00 to 0.10 Excellent
- 0.11 to 0.21 Good
- 0.122 to 0.32 Fair
- Greater than 0.33 Poor

Facilities that have high public usage have a goal of "Excellent," while all other facilities have a goal of "Good." Renewal and replacement projects for facilities that are not supported by the General Fund are funded from available cash balances in their respective Internal Service or Enterprise Funds, e.g., Fleet, Sanitation, Property Management, Water, Sewer, Storm Water, Parking, and Convention Center. City Center Redevelopment Area (RDA) projects are funded through the City Center RDA budget.

The current proposed dedicated millage of 0.0499 mills (includes reallocation of debt service reduction) is projected to generate $1,944,000 for the General Fund Capital Renewal and Replacement fund. Internal Service Funds, Enterprise Funds, and Special Revenue Funds also provide sources of funding for non-General Fund Renewal and Replacement projects.

The One-Year FY 2023 Capital Budget has 36 projects totaling $9.4 million which includes: $2.0 million for Historic City Hall renovations; $1.6 million for repairs resulting from the Miami Beach Convention Center 40-year recertification; $1.1 million

RENEWAL AND REPLACEMENT CONT'D

transferred from other GOB project savings into the Police Headquarter Facility GOB project; $700,000 for repairs of the main roof for the Miami Beach Police Department; $536,000 for the 17th Street Garage expansion and upgrade; $350,000 for additional security cameras at the Convention Center; $312,000 for structural repairs at the Scott Rakow Youth Center; $300,000 for fire strobes in the Convention Center exhibit halls; $300,000 for electrical switch gear and bus duct testing; along with 27 projects totaling $2.2 million. Prior year appropriations total $31.0 million.

SEAWALLS

The City of Miami Beach is part of a barrier island and seawalls perform an important function in improving water quality and protecting upland structures such as roads and utilities.

Prior Years funding for totals $35.2 million for Citywide seawall rehabilitation projects.

The unfunded portion of the five-year capital and future plan totals $25.0 million which includes a future GOB tranche of $5.0 million.

STREET/SIDEWALK/STREETSCAPE IMPROVEMENTS

Projects within neighborhood areas are combined to create a single project that addresses neighborhood needs for infrastructure upgrades (including underground water, sewer and storm water infrastructure), traffic flow improvements, street lighting, and landscaping enhancements.

The One-Year FY 2023 Capital Budget totals $3.1 million, primarily for Orchard Park Traffic Calming totaling $1.5 million; Indian Creek Landscaping & Irrigation totaling $1.2 million; and $534,000 for West Avenue Bicycle lanes, offset by $144,521 which reflects the transfer of savings from 2 projects in FY 2023.

Prior Year appropriations for open projects total $468.0 million and include several key projects such as West Avenue, Palm and Hibiscus Island, Venetian Islands, Lincoln Road, 1st Street-Alton Road to Washington, West Ave/Bay Road, City Center, and Bayshore Neighborhood.

The unfunded portion of the five-year capital and future plan totals $1.0 billion, and primarily includes $292 million for drainage improvements in Normandy Isles; $214 million for the Flamingo Neighborhood; and $116.5 million for the North Beach Town Center project. The prioritization of these projects is reflective of the Jacobs Engineering study.

STREET LIGHTING

Improving lighting throughout the City consistent with Lighting and Crime Prevention Through Environmental Design (CPTED) principles was prioritized during the FY 2016 budget process.

Prior Years include $8.2 million for Street Lighting Improvements ($3.5 million funded by the G.O. Bond); $2.5 million for the Smart Lighting Master Plan; $996,305 for Street Lighting Improvements; $665,625 for the Beachwalk Lighting; $450,000 for Citywide Parking Lot Lighting; and $148,779 for 5th Street Flyover Lighting.

The unfunded portion of the five-year capital and future plan includes $50.6 million for street lighting improvements; $2.4 million for the street lighting master plan; in addition to funding of $6.5 million for the future tranche of the G.O. Bond Street Lighting Improvements project.

TRANSIT/TRANSPORTATION

The City is responsible for the management of transportation and traffic engineering services, including coordination with the County for the provision of transit service; design and implementation of traffic mobility improvements; coordination of the shared-bike program; and implementation of the Bikeways Master Plan. Along with, and related to growth management, traffic flow continues to be one of our community's major concerns.

The One-Year FY 2023 Capital Budget totals $4.2 million, which primarily includes $1.6 million for bicycle lanes and shared use path improvements; $979,112 for South of Fifth neighborhood traffic calming; $737,000 for Indian Creek protected bicycle lanes; $233,000 for the 10th Street neighborhood greenway; along with 6 projects totaling $637,631.

Prior Years include $42.5 million for the Transportation Capital Initiative and $18.8 million for the Intelligent Transportation System. An additional 25 projects totaling $11.9 million were also funded within this program.

The unfunded portion of the five-year capital and future plan totals $101.3 million.

UTILITIES

The City is responsible for the maintenance and operation of the water and sewer system that provides reliable and high-quality water and a reliable sanitary sewer system that protects public health and safety; and complies with all federal, state, and local regulations. The City purchases wholesale water from Miami-Dade County for distribution within the City and the City also operates and maintains the storm water collection and conveyance system that protects public health and safety and complies with all federal, state, and local regulations.

UTILITIES CONT'D

The One-Year FY 2023 Capital Budget includes $6.5 million for water and wastewater mains and rehabs; $2.8 million for the DERM and EPA consent decree; $850,00 for sewer pump station odor control; and $581,339 for the wastewater manhole rehabilitation. These projects are consistent with critical needs identified from the Jacobs Engineering Study.

Prior years totaled $165.7 million and reflected the needs and priorities identified by the Hazen & Sawyer and Jacobs Engineering studies. The unfunded portion of the five-year capital and future plan totals $467.5 million for various projects.

MIAMIBEACH

MIAMIBEACH

CITY OF MIAMI BEACH
FY 2023 - 2027 CAPITAL IMPROVEMENT PLAN BY PROGRAM

PROJECT	PROGRAM	Previous Years	FY 2023	FY 2024	FY 2025	FY 2026	FY 2027	Future	Total
ART IN PUBLIC PLACES									
TOURISM & CULTURAL DEPARTMENT									
20377	AIPP MB CONVENTION	7,530,797	-	-	-	-	-	-	7,530,797
22618	AIPP FIRE STATION 2	95,334	-	-	-	-	-	-	95,334
22718	AIPP FLAMINGO PARK PROJECT	194,000	-	-	-	-	-	-	194,000
22918	AIPP LUMMUS PARK PROJECT	116,000	-	-	-	-	-	-	116,000
65922	TOBIAS REHBERGER OBSTINATE LIGHTHSE	85,000	-	-	-	-	-	-	85,000
66422	JAUME PLENSA MINNA MONUMENTAL SCLP.	1,000,000	-	-	-	-	-	-	1,000,000
		9,021,131	**-**	**-**	**-**	**-**	**-**	**-**	**9,021,131**
	TOTAL:	**9,021,131**	**-**	**-**	**-**	**-**	**-**	**-**	**9,021,131**
BRIDGES									
PROPERTY MANAGEMENT									
61719	41ST STREET BRIDGES REPAIR	440,000	-	-	-	-	-	-	440,000
PW ADMINISTRATION									
65519	BRIDGE REPAIRS FY19	60,875	-	-	-	-	-	-	60,875
PW ENGINEERING									
22920	CITYWIDE BRIDGES	1,675,202	3,000,000	-	-	-	-	8,800,000	13,475,202
25750	WEST AVE BDG OVER COLLINS CANAL	7,145,127	-	-	-	-	-	-	7,145,127
		8,820,329	**3,000,000**	**-**	**-**	**-**	**-**	**8,800,000**	**20,620,329**
TOURISM & CULTURAL DEPARTMENT									
67140	81ST ST PEDESTRIAN BRIDGE	180,000	-	-	-	-	-	-	180,000
TRANSPORTATION									
64160	PAINTING & LIGHTING OF BRIDGES	1,585,000	-	-	-	-	-	-	1,585,000
	TOTAL:	**11,086,204**	**3,000,000**	**-**	**-**	**-**	**-**	**8,800,000**	**22,886,204**
COMMUNITY CENTERS									
PROPERTY MANAGEMENT									
21621	ADAPTIVE FITNESS AND RECREATION CTR	2,500,000	-	-	-	-	-	-	2,500,000
	TOTAL:	**2,500,000**	**-**	**-**	**-**	**-**	**-**	**-**	**2,500,000**
CONVENTION CENTER									
CAPITAL IMPROVEMENT PROGRAM									
28170	CONVENTION CENTER PARK	9,462,000	1,197,000	-	-	-	-	-	10,659,000
28180	CONVENTION CENTER - CARL FISHER	4,262,900	-	-	-	-	-	-	4,262,900
		13,724,900	**1,197,000**	**-**	**-**	**-**	**-**	**-**	**14,921,900**
CMO CONVENTION CENTER DISTRICT									
28160	CONVENTION CENTER RENOVATION	642,521,648	-	-	-	-	-	-	642,521,648
TOURISM & CULTURAL DEPARTMENT									
23023	MBCC COOLING TOWER OVERHAUL	-	300,000	-	-	-	-	-	300,000

MIAMIBEACH

CITY OF MIAMI BEACH
FY 2023 - 2027 CAPITAL IMPROVEMENT PLAN BY PROGRAM

PROJECT	PROGRAM	Previous Years	FY 2023	FY 2024	FY 2025	FY 2026	FY 2027	Future	Total
23123	MBCC RENOVATION PUNCH LIST ITEMS	-	501,000	-	-	-	-	-	501,000
		-	**801,000**	**-**	**-**	**-**	**-**	**-**	**801,000**
	TOTAL:	**656,246,548**	**1,998,000**	**-**	**-**	**-**	**-**	**-**	**658,244,548**
ENVIRONMENTAL									
CAPITAL IMPROVEMENT PROGRAM									
21018	BAYWALK PHASE 2	386,000	-	-	-	-	-	-	386,000
21119	BAYWALK 10TH TO 12TH STREET	310,000	-	-	-	-	-	-	310,000
28070	MIDDLE BEACH REC. CORRIDOR PH III	2,675,000	-	-	-	-	-	-	2,675,000
61920	MAURICE GIBB SOIL REMEDIATION	1,092,000	-	-	-	-	-	-	1,092,000
69520	WATERWAY RESTORATION	250,000	-	-	-	-	-	-	250,000
		4,713,000	**-**	**-**	**-**	**-**	**-**	**-**	**4,713,000**
ENVIRONMENT SUSTAINABILITY									
62719	FLEET MGMT FACILITY REMEDIATION	111,000	-	-	-	-	-	-	111,000
62819	LAKE PANCOAST MANGR. LIVING SHRLNE.	30,000	-	-	-	-	-	1,450,000	1,480,000
65822	MIAMI BEACH MOORING FIELD	156,000	227,000	-	-	-	-	2,200,000	2,583,000
68019	GO#25: WATERWAY RESTORATION	-	-	6,000,000	-	-	-	-	6,000,000
		297,000	**227,000**	**6,000,000**	**-**	**-**	**-**	**3,650,000**	**10,174,000**
	TOTAL:	**5,010,000**	**227,000**	**6,000,000**	**-**	**-**	**-**	**3,650,000**	**14,887,000**
EQUIPMENT									
FLEET MANAGEMENT									
60326	FY26 VEHICLE/EQUIPMENT REPLACEMENT	-	-	-	-	5,283,000	-	-	5,283,000
60425	FY25 VEHICLE/EQUIPMENT REPLACEMENT	-	-	-	4,394,000	-	-	-	4,394,000
61122	FY22 VEHICLE/EQUIPMENT REPLACEMENT	7,414,000	-	-	-	-	-	-	7,414,000
61424	FY24 VEHICLE/EQUIPMENT REPLACEMENT	-	-	8,229,000	-	-	-	-	8,229,000
61723	FY23 VEHICLE/EQUIPMENT REPLACEMENT	-	7,279,000	-	-	-	-	-	7,279,000
62329	FY27 VEHICLE/EQUIPMENT REPLACEMENT	-	-	-	-	-	1,358,000	-	1,358,000
63421	FY21 VEHICLE/EQUIPMENT REPLACEMENT	9,968,000	-	-	-	-	-	-	9,968,000
		17,382,000	**7,279,000**	**8,229,000**	**4,394,000**	**5,283,000**	**1,358,000**	**-**	**43,925,000**
IT SUPPORT									
64718	MUNIS / ENERGOV/ ERP	683,165	-	-	-	-	-	-	683,165
PARKING ADMINISTRATION									
68022	SKIDATA GARAGE SOFTWARE UPGRADE	475,000	-	-	-	-	-	-	475,000
PARKS AND RECREATION									
62823	SCOTT RAKOW ICE RINK REFRIGERATION	-	-	-	1,128,000	-	-	1,037,000	2,165,000
POLICE CHIEF OFFICE									
20297	EXPANSION OF CITY WIDE SURVEILLANCE	180,000	-	-	-	-	-	-	180,000
21620	SECURITY CAMERAS ON BEACHWALK 23-46	903,000	-	-	-	-	-	-	903,000
22118	ENTERTAINMENT DISTRICT CAMERAS	170,000	-	-	-	-	-	-	170,000

MIAMIBEACH

CITY OF MIAMI BEACH
FY 2023 - 2027 CAPITAL IMPROVEMENT PLAN BY PROGRAM

PROJECT	PROGRAM	Previous Years	FY 2023	FY 2024	FY 2025	FY 2026	FY 2027	Future	Total
22819	GO#57: CAMERAS- ENTERTAINMENT DIST.	1,490,000	-	-	-	-	-	-	1,490,000
28519	GO#47: LICENSE PLATE READERS	1,950,000	(374,326)	-	-	-	-	-	1,575,674
68819	GO#50: CAMERAS- BUSINESS DIST.	825,000	-	-	-	-	-	-	825,000
69119	GO#56: CAMERAS- BEACHWALK	700,000	(6,781)	-	-	-	-	-	693,219
		6,218,000	**(381,107)**	**-**	**-**	**-**	**-**	**-**	**5,836,893**
PROPERTY MANAGEMENT									
23118	FIRE STATION 4 SECURITY ENHANCEMENT	50,683	-	-	-	-	-	-	50,683
60007	POLICE STATION NEW GENERATOR	625,000	-	-	-	-	-	-	625,000
60020	FLEET MGMT-GENERATOR TRNSFR SWITCH	100,000	-	-	-	-	-	-	100,000
63526	FLEET MANAGEMENT OFFICE RECONFIGURA	-	-	-	-	104,000	-	-	104,000
63626	FLEET MANAGEMENT AWNING STRUCTURE	-	-	-	-	31,000	-	-	31,000
63725	FLEET MANAGEMENT INTERCOM SYSTEM	-	-	-	57,000	-	-	-	57,000
63726	ELECTRO WAVE BUILDIG PAINTING	-	-	-	-	28,000	-	-	28,000
65224	FLEET MECHANICAL SHOPS AIR CIRCULAT	-	153,000	-	-	-	-	-	153,000
65324	FLEET / SANITATION ROOF DRAIN, INTE	-	143,000	-	-	-	-	-	143,000
65424	ELECTRO WAVE ROOF REPAIRS	-	17,000	-	-	-	-	-	17,000
65524	FLEET MANAGEMENT EXTERIOR PAINTING	-	-	112,000	-	-	-	-	112,000
65624	FLEET WAREHOUSE SPACE MANAGEMENT &	-	244,000	-	-	-	-	-	244,000
65821	FILLMORE ESCALATOR REPAIRS	162,219	-	-	-	-	-	-	162,219
66720	COLONY THEATER-SOUND AND VIDEO	-	-	107,000	-	-	-	-	107,000
67920	SMART BUILDING AUTOMATION SYSTEM	65,000	-	-	-	-	-	-	65,000
		1,002,902	**557,000**	**219,000**	**57,000**	**163,000**	**-**	**-**	**1,998,902**
PUBLIC SAFETY COMMUNICATIONS									
23119	GO#49: PUBLIC SAFETY RADIO SYSTEM	10,367,718	-	-	-	-	-	-	10,367,718
	TOTAL:	**36,128,785**	**7,454,893**	**8,448,000**	**5,579,000**	**5,446,000**	**1,358,000**	**1,037,000**	**65,451,678**
GENERAL PUBLIC BUILDINGS									
BUILDING									
26990	SECOND FL. RENOVATION-BUILDING DEPT	1,869,898	-	-	-	-	-	-	1,869,898
CAPITAL IMPROVEMENT PROGRAM									
20627	NORTH SHORE BANDSHELL CANOPY	668,000	-	-	-	-	-	-	668,000
22218	NORTH BEACH YARD	59,263	-	-	-	-	-	-	59,263
22822	FIRE STATION #1 (ADDITIONAL FUNDING FOR GO#45)	-	4,300,000	-	-	-	-	-	4,300,000
24530	SUNSET ISLANDS 1&2 GUARDHOUSE	668,225	-	-	-	-	-	-	668,225
28319	GO#45: FIRE STATION #1	4,000,000	-	6,000,000	-	-	-	-	10,000,000

MIAMIBEACH

CITY OF MIAMI BEACH
FY 2023 - 2027 CAPITAL IMPROVEMENT PLAN BY PROGRAM

PROJECT	PROGRAM	Previous Years	FY 2023	FY 2024	FY 2025	FY 2026	FY 2027	Future	Total
28600	NSPYC EXTERIOR CAFE AND RESTROOMS	1,401,000	-	-	312,000	-	-	-	1,713,000
		6,796,488	**4,300,000**	**6,000,000**	**312,000**	**-**	**-**	**-**	**17,408,488**
ECONOMIC DEVELOPMENT									
23423	COLLINS PARK ARTIST WRKFRC. HOUSING	-	2,850,000	-	-	-	-	-	2,850,000
ENVIRONMENT SUSTAINABILITY									
64318	BAYSHORE GREEN WASTE FACILITY	750,000	-	-	-	-	-	-	750,000
FIRE PREVENTION									
28619	GO#51: FIRE STATION #3	-	-	10,000,000	-	-	-	-	10,000,000
FIRE RESCUE									
28419	GO#46: OCEAN RESCUE NOBE FACILITY	1,000,000	-	4,000,000	-	-	-	-	5,000,000
62919	OUTDOOR TRAINING FACILITY (FIRE)	-	-	-	-	-	-	200,000	200,000
		1,000,000	**-**	**4,000,000**	**-**	**-**	**-**	**200,000**	**5,200,000**
PARKS AND RECREATION									
20920	NORTH SHORE BANDSHELL REAR SEATING	188,000	-	-	-	-	-	-	188,000
62723	SCOTT RAKOW ICE RINK PERIMTR. BOARD	-	-	-	354,000	-	-	296,000	650,000
		188,000	**-**	**-**	**354,000**	**-**	**-**	**296,000**	**838,000**
POLICE CHIEF OFFICE									
20228	MARINE PATROL FACILITY	-	3,900,000	-	-	-	-	-	3,900,000
28819	GO#54: MARINE PATROL FACILITY	2,000,000	-	700,000	-	-	-	-	2,700,000
		2,000,000	**3,900,000**	**700,000**	**-**	**-**	**-**	**-**	**6,600,000**
PROPERTY MANAGEMENT									
20128	POLICE HQ FACILITY	-	-	-	-	-	-	3,000,000	3,000,000
20421	NORTH SHORE BANDSHELL REAR CANOPY	310,000	-	-	-	-	-	-	310,000
20721	GREENSPACE FACILITY RENOVATION	200,000	456,000	-	-	-	-	-	656,000
21721	REAL TIME CRIME CENTER BUILDOUT	1,500,000	-	-	-	-	-	-	1,500,000
21821	MBPD HEADQUARTERS RENOVATION	181,936	-	-	-	-	-	-	181,936
22720	PUBLIC WORKS FACILITY-PUMP STATION	-	-	-	-	-	-	5,290,000	5,290,000
27019	GO#28: ART DECO MUSEUM	-	-	2,000,000	-	-	-	-	2,000,000
65622	SHANE ROWING CENTER ROOF REPLACEMEN	96,000	-	-	-	-	-	-	96,000
66021	SOUTH POINTE PARK RESTROOMS RENO.	86,000	-	-	-	-	-	-	86,000
		2,373,936	**456,000**	**2,000,000**	**-**	**-**	**-**	**8,290,000**	**13,119,936**
PW ADMINISTRATION									
20727	4TH FLOOR RENOVATION - PUBLIC WORKS	-	-	-	-	-	-	474,000	474,000
	TOTAL:	**14,978,322**	**11,506,000**	**22,700,000**	**666,000**	**-**	**-**	**9,260,000**	**59,110,322**
GOLF COURSES									
CAPITAL IMPROVEMENT PROGRAM									
26270	BAYSHORE PARK (PAR 3)	10,860,190	-	-	-	-	-	-	10,860,190

MIAMIBEACH

CITY OF MIAMI BEACH
FY 2023 - 2027 CAPITAL IMPROVEMENT PLAN BY PROGRAM

PROJECT	PROGRAM	Previous Years	FY 2023	FY 2024	FY 2025	FY 2026	FY 2027	Future	Total
PARKS AND RECREATION									
20108	MIAMI B. GOLF COURSE PRACTICE TEE	124,000	-	-	-	-	-	-	124,000
20623	MIAMI BEACH GOLF COURSE RENOVATION	-	-	-	-	-	-	6,000,000	6,000,000
21420	MB GOLF COURSE IRRIGATION PUMP	100,000	-	-	-	-	-	-	100,000
60725	MIAMI BEACH GOLF CLUB PATIO AWNING	-	-	-	120,000	-	-	-	120,000
61224	MIAMI BEACH GOLF CLUB HOLE # 3 LAKE	-	-	60,000	-	-	-	-	60,000
61822	MB GOLF CLUB DRIVING RANGE NETTING	114,000	-	-	-	-	-	-	114,000
61922	MB GOLF CLUBHOUSE PAINTING	-	-	70,000	-	-	-	-	70,000
63622	MB GOLF CLUB REEL GRINDERS REPLACMT	71,000	-	-	-	-	-	-	71,000
67223	NORMANDY SHORES GOLF CLUB KITCH. FL	-	27,000	-	-	-	-	-	27,000
68120	NORMANDY SHORES GOLF CLUB PUMPS	-	-	-	-	-	-	196,000	196,000
68627	NORMANDY SHORES GOLF CLUB RANGE TEE	-	-	-	-	-	-	120,000	120,000
		409,000	**27,000**	**130,000**	**120,000**	**-**	**-**	**6,316,000**	**7,002,000**
PARKS LANDSCAPE MANAGEMENT									
60325	NORMANDY SHORES GOLF CLUB TEE RENO.	125,000	-	-	-	-	-	-	125,000
60824	MB GOLF CLUBHOUSE CARPET REPLACEMNT	-	-	-	42,000	-	-	-	42,000
62023	MB GOLF CLUB KITCHEN FLOOR REPLACMT	43,000	-	-	-	-	-	-	43,000
62122	NORMANDY SHORES GOLF CARPET REPL.	40,000	-	-	-	-	-	-	40,000
		208,000	**-**	**-**	**42,000**	**-**	**-**	**-**	**250,000**
PROPERTY MANAGEMENT									
60921	N. SHORES GOLF CLUB-CLUBHOUSE ROOF	-	184,000	-	-	-	-	-	184,000
	TOTAL:	**11,477,190**	**211,000**	**130,000**	**162,000**	**-**	**-**	**6,316,000**	**18,296,190**
MONUMENTS									
PROPERTY MANAGEMENT									
20001	ALTON ROAD FOUNTAIN AT 20TH STREET	323,700	-	-	-	-	-	-	323,700
20011	WORLD WAR MEMORIAL	62,000	-	-	-	-	-	-	62,000
24630	FLAGLER MONUMENT SOLAR ILLUMINATION	289,000	-	-	-	-	-	-	289,000
60031	WATER TOWER RESTORATION STAR ISLAND	-	-	-	-	-	-	1,618,000	1,618,000
64421	MBPD CUBAN MONUMENT RESTORATION	26,545	-	-	-	-	-	-	26,545
		701,245	**-**	**-**	**-**	**-**	**-**	**1,618,000**	**2,319,245**
	TOTAL:	**701,245**	**-**	**-**	**-**	**-**	**-**	**1,618,000**	**2,319,245**
PARKING									
CAPITAL IMPROVEMENT PROGRAM									
21718	BISCAYNE BEACH ADDITIONAL PARKING	250,000	-	-	-	-	-	-	250,000
PARKING ADMINISTRATION									
68723	5TH & ALTON CCTV UPGRADES	-	69,405	-	-	-	-	-	69,405
68823	5TH & ALTON ROOF DECK WATERPROOFING	-	920,000	-	-	-	-	-	920,000

MIAMIBEACH

CITY OF MIAMI BEACH
FY 2023 - 2027 CAPITAL IMPROVEMENT PLAN BY PROGRAM

PROJECT	PROGRAM	Previous Years	FY 2023	FY 2024	FY 2025	FY 2026	FY 2027	Future	Total
69023	5TH & ALTON ELEVATOR/ESCALATOR REPL	-	207,000	-	-	-	-	-	207,000
		-	**1,196,405**	**-**	**-**	**-**	**-**	**-**	**1,196,405**
PROPERTY MANAGEMENT									
60929	12TH ST. PARKING GARAGE EM. LIGHTS	-	-	-	-	-	42,301	-	42,301
61029	12TH ST. PARKING GARAGE HM DOORS	-	-	-	-	-	35,840	-	35,840
61129	13TH ST. PARKING GARAGE MAIN ELECTR	-	-	-	-	-	54,900	-	54,900
61229	13TH ST. PARKING GARAGE TRAF. COAT	-	-	-	-	-	812,000	-	812,000
61329	1755 PARKING GARAGE ELEVATOR REN.	-	-	-	-	-	640,500	-	640,500
61429	1755 PARKING GARAGE EMG. BATTERY	-	-	-	-	-	711,260	-	711,260
61529	1755 PARKING GARAGE FIRE ALARM SYST	-	-	-	-	-	2,074,000	-	2,074,000
61629	17ST ST. PARKING GARAGE ELEVATOR	-	-	-	-	-	396,500	-	396,500
61729	42TH STREET RESTROOM RENOVATION	-	-	-	-	-	93,000	-	93,000
61829	SUNSET HARBOR PARKING GARAGE ALARM	-	-	-	-	-	732,000	-	732,000
61929	SUNSET HARBOR PARKING GARAGE PUMP	-	-	-	-	-	2,074,000	-	2,074,000
62029	SUNSET HARBOR PARKING GARAGE SPRINL	-	-	-	-	-	439,200	-	439,200
62129	SUNSET HARBOR PARKING GARAGE SCREEN	-	-	-	-	-	403,200	-	403,200
62229	SUNSET HARBOR PARKING GARAGE CAMERA	-	-	-	-	-	103,700	-	103,700
62326	12TH ST. PARKING GARAGE WINDOWS	-	-	-	-	224,000	-	-	224,000
62426	13TH ST. PARKING GARAGE HM DOORS	-	-	-	-	40,259	-	-	40,259
62526	13TH ST. PARKING GARAGE CCTV	-	-	-	-	78,812	-	-	78,812
62625	12TH ST. PARKING GARAGE DOM. WATER	-	-	-	195,606	-	-	-	195,606
62626	17TH ST. PARKING GARAGE ELECTRICAL	-	-	-	-	273,280	-	-	273,280
62725	13TH ST. PARKING GARAGE DOM. WATER	-	-	-	420,263	-	-	-	420,263
62726	17TH ST. PARKING GARAGE FIRE ALARM	-	-	-	-	317,200	-	-	317,200
62825	13TH ST. PARKING GARAGE COOLING	-	-	-	65,154	-	-	-	65,154
62826	17TH ST. PARKING GARAGE TRAFF. COAT	-	-	-	-	3,250,368	-	-	3,250,368
62925	1755 PARKING GARAGE FIRE PUMP REPLA	-	-	-	152,500	-	-	-	152,500
62926	42ND ST. PARKING GARAGE LANDSCAPING	-	-	-	-	36,480	-	-	36,480
63025	1755 PARKING GARAGE FIRE SPRINKLE R	-	-	-	366,000	-	-	-	366,000
63026	42ND ST. PARKING GARAGE MAIN ELECTR	-	-	-	-	152,500	-	-	152,500
63125	17TH ST. PARKING GARAGE BOLLARDS	-	-	-	53,680	-	-	-	53,680
63126	42ND ST. PARKING GARAGE PAINTING	-	-	-	-	190,400	-	-	190,400
63225	17TH ST. PARKING GARAGE DOM. WATER	-	-	-	417,240	-	-	-	417,240
63226	42ND ST. PARKING GARAGE BARRIERS	-	-	-	-	274,400	-	-	274,400
63325	17TH ST. PARKING GARAGE ELECTRICAL	-	-	-	97,600	-	-	-	97,600
63326	SUNSET HARBOR PARKING GARAGE GENER.	-	-	-	-	224,000	-	-	224,000

MIAMIBEACH

CITY OF MIAMI BEACH
FY 2023 - 2027 CAPITAL IMPROVEMENT PLAN BY PROGRAM

PROJECT	PROGRAM	Previous Years	FY 2023	FY 2024	FY 2025	FY 2026	FY 2027	Future	Total
63425	42ND ST. PARKING GARAGE DOM. WATER	-	-	-	67,100	-	-	-	67,100
63426	SUNSET HARBOR PARKING GARAGE COAT	-	-	-	-	2,240,000	-	-	2,240,000
63525	42ND ST. PARKING GARAGE DRAINAGE	-	-	-	89,060	-	-	-	89,060
63625	42ND ST. PARKING GARAGE TRAF. COAT	-	-	-	1,824,000	-	-	-	1,824,000
64424	CONVENTION CENTER GARAGE STR. ASSMT	-	30,000	-	-	-	-	-	30,000
64524	17TH ST. PARKING GARAGE TRAF. COAT	-	303,000	-	-	-	-	-	303,000
64624	17TH ST. PARKING GARAGE DECORATIVE	-	52,000	-	-	-	-	-	52,000
64724	17TH ST. PARKING GARAGE ENTRANCE	-	28,000	-	-	-	-	-	28,000
64824	1755 MERIDIAN AVE GARAGE ELEVATOR	-	47,000	-	-	-	-	-	47,000
64924	42ND ST. PARKING GARAGE RENEWAL	-	43,000	-	-	-	-	-	43,000
65024	12TH ST. PARKING GARAGE OFFICE RENO	-	51,000	-	-	-	-	-	51,000
65124	42ND ST. PARKING GARAGE GATE	-	34,000	-	-	-	-	-	34,000
69123	12TH ST. PARKING GARAGE UPGRADE	-	51,000	-	-	-	-	-	51,000
69223	12TH ST. PARKING GARAGE DRAIN	-	55,000	-	-	-	-	-	55,000
69323	12TH ST. PARKING GARAGE EXP. JOINTS	-	56,000	-	-	-	-	-	56,000
69423	13TH ST. PARKING GARAGE LED LIGHTS	-	43,000	-	-	-	-	-	43,000
69523	13TH ST. PARKING GARAGE STRUCTURAL	-	33,000	-	-	-	-	-	33,000
69623	17TH ST. PARKING GARAGE LED LIGHTIN	-	342,000	-	-	-	-	-	342,000
69723	42ND ST. PARKING GARAGE REMODEL	-	69,000	-	-	-	-	-	69,000
69823	SUNSET HARBOR PARKING GARAGE TRENCH	-	37,000	-	-	-	-	-	37,000
69923	SUNSET HARBOR PARKING GARAGE DRAIN	-	37,000	-	-	-	-	-	37,000
		-	**1,311,000**	**-**	**3,748,203**	**7,301,699**	**8,612,401**	**-**	**20,973,303**
	TOTAL:	**250,000**	**2,507,405**	**-**	**3,748,203**	**7,301,699**	**8,612,401**	**-**	**22,419,708**
PARKING GARAGES									
CAPITAL IMPROVEMENT PROGRAM									
27830	PARKING GARAGE AT 1262 COLLINS AVE	9,738,694	-	-	-	-	-	-	9,738,694
28010	COLLINS PARK PARKING GARAGE	27,590,271	-	-	-	-	-	-	27,590,271
		37,328,965	**-**	**-**	**-**	**-**	**-**	**-**	**37,328,965**
PARKING ADMINISTRATION									
22020	GARAGE-LICENSE PLATE RECOGNITION	855,000	-	-	-	-	-	-	855,000
26100	GARAGE SECURITY CAMERA SYSTEM	2,509,057	-	-	-	-	-	-	2,509,057
66522	5TH ST & ALTON GARA STORMWATER WELL	67,000	-	-	-	-	-	-	67,000
		3,431,057	**-**	**-**	**-**	**-**	**-**	**-**	**3,431,057**
PROPERTY MANAGEMENT									
20022	16TH ST.GARAGE-JOINT REPLACEMENT	200,000	-	-	-	-	-	-	200,000
20025	PENN GARAGE-ELEVATOR RENEWAL	-	-	-	-	-	-	500,000	500,000

MIAMIBEACH

CITY OF MIAMI BEACH
FY 2023 - 2027 CAPITAL IMPROVEMENT PLAN BY PROGRAM

PROJECT	PROGRAM	Previous Years	FY 2023	FY 2024	FY 2025	FY 2026	FY 2027	Future	Total
20026	7TH STREET GARAGE-ELEVATOR	-	-	-	400,000	-	-	-	400,000
20125	1755 MERIDIAN GARAGE ELEVATOR	-	-	-	-	500,000	-	-	500,000
20225	SUNSET HARBOUR GARAGE ELEVATOR	-	-	-	500,000	-	-	-	500,000
20325	SUNSET HARBOUR GARAGE-ROOFTOP	-	-	-	300,000	-	-	-	300,000
20823	1755 MERIDIAN GRGE FIRE SPRINKLER	-	300,000	-	-	-	-	-	300,000
20923	SUNSET HARBOUR GRGE SPRINKLER	-	300,000	-	-	-	-	-	300,000
21121	7TH ST GRGE-ENTRANCE FLOOD CONTROL	278,000	-	-	-	-	-	-	278,000
21124	16TH ST GARAGE-EXTERIOR RENEWAL	-	-	400,000	-	-	-	-	400,000
21224	1755 GARAGE GENERATOR	-	-	200,000	-	-	-	-	200,000
21324	SUNSET HARBOUR GARAGE GENERATOR	-	-	200,000	-	-	-	-	200,000
21920	RECONFIGURATION OF SANITATION AREA	330,000	-	-	-	-	-	-	330,000
22122	SUNSET HARBOUR GARAGE SCREENING	200,000	-	-	-	-	-	-	200,000
22220	17TH ST.GARAGE-ELECTRICAL FEEDER	225,000	-	-	-	-	-	-	225,000
26290	17TH ST. PARKING GARAGE MAINTENANCE	235,000	-	-	-	-	-	-	235,000
60023	16TH ST GARAGE-PLUMBING SYSTEM UPD.	-	75,000	-	-	-	-	-	75,000
60025	PENN GARAGE-ROOFTOP-STAIRS ELEVATOR	-	-	-	-	-	40,000	-	40,000
60119	17TH STREET PARKING GARAGE COATING	1,049,000	-	-	-	-	-	-	1,049,000
60120	13TH STREET PARKING GARAGE COATING	800,000	-	-	-	-	-	-	800,000
60124	7TH STREET GARAGE-LANDSCAPING	-	-	120,000	-	-	-	-	120,000
60129	16TH ST. PARKING GARAGE GENERAL PAI	-	-	-	-	-	-	183,000	183,000
60130	13TH ST GARAGE FIRE ALARM	46,580	-	-	-	-	-	-	46,580
60190	ANCHOR GARAGE ELEVATOR REPLACEMENT	357,995	-	-	-	-	-	-	357,995
60224	7 ST GARAGE-SUPERSTRUCTURE RENEWAL	-	-	-	250,000	-	-	-	250,000
60229	16TH ST. PARKING GARAGE PIPE BOLLAR	-	-	-	-	-	-	176,960	176,960
60324	16TH STREET GARAGE-GENERATOR	-	-	250,000	-	-	-	-	250,000
60329	16TH ST. PARKING GARAGE ROOF TOP LI	-	-	-	-	-	-	97,600	97,600
60422	7TH ST GARAGE-FIRE SPRINKLER & PUMP	300,000	-	-	-	-	-	-	300,000
60424	PENN GARAGE-GENERATOR RENEWAL	-	-	-	-	-	-	200,000	200,000
60429	16TH ST. PARKING GARAGE VEHICLE RES	-	-	-	-	-	-	172,020	172,020
60522	12TH ST GARAGE- INT. FLOOR DRAINAGE	45,000	-	-	-	-	-	-	45,000
60524	PENN GARAGE-PLUMBING SYSTEM UPDATE	-	-	-	-	75,000	-	-	75,000
60529	PENN GARAGE DOMESTIC WATER DISTRIBU	-	-	-	-	-	-	183,000	183,000
60620	7TH STREET GARAGE-INTERIOR DRAINAGE	30,000	-	-	-	-	-	-	30,000
60623	7TH STREET GARAGE-STAIRWELL RAILING	-	25,000	-	-	-	-	-	25,000
60624	17TH STREET GARAGE-EXTERIOR COATING	-	-	300,000	-	-	-	-	300,000

MIAMIBEACH

CITY OF MIAMI BEACH
FY 2023 - 2027 CAPITAL IMPROVEMENT PLAN BY PROGRAM

PROJECT	PROGRAM	Previous Years	FY 2023	FY 2024	FY 2025	FY 2026	FY 2027	Future	Total
60629	PENN GARAGE EXIST SIGNS AND EMERGEN	-	-	-	-	-	-	183,000	183,000
60722	42 ST GRGE-STAIRWELL WATERPROOFING	50,000	-	-	-	-	-	-	50,000
60723	7TH ST GARAGE-TRAFFIC COATING	-	150,000	-	-	-	-	-	150,000
60724	42ND STREET GARAGE-FIRE SPRINKLER	-	-	40,000	-	-	-	-	40,000
60729	PENN GARAGE FIRE SPRINKLER RENEWAL	-	-	-	-	-	-	2,074,000	2,074,000
60822	1755 MERIDIAN GARAGE LED LIGHTING	150,000	-	-	-	-	-	-	150,000
60823	PENN GARAGE-FIRE SPRINKLER RENEWAL	-	300,000	-	-	-	-	-	300,000
60829	PENN GARAGE GENERATOR UPGRADE	-	-	-	-	-	-	481,600	481,600
60922	SUNSET HARBOUR GARAGE SEALING	75,000	-	-	-	-	-	-	75,000
60923	PENN GARAGE-FIRE PUMP REPLACEMENT	-	100,000	-	-	-	-	-	100,000
61021	MB POLICE GARAGE CONCRETE SPALLING	-	1,063,000	-	-	-	-	-	1,063,000
61022	SUNSET HARBOUR GRGE-TRAFFIC COATING	-	303,000	-	-	-	-	-	303,000
61023	PENN GARAGE-FIRE ALARM SYSTEM	-	35,000	-	-	-	-	-	35,000
61118	7TH STREET GARAGE UPGRADE LIGHTING	127,993	-	-	-	-	-	-	127,993
61123	12TH ST GARAGE-STAIRWELL DOOR	-	32,000	-	-	-	-	-	32,000
61218	7TH STREET PARKING GARAGE ROOF TOP	140,251	-	-	-	-	-	-	140,251
61223	12TH ST. GARAGE-STAIRWELL RAILING	-	25,000	-	-	-	-	-	25,000
61317	13TH ST. GARAGE-STAIRWELL RAILING	50,000	-	-	-	-	-	-	50,000
61323	42ND ST GARAGE-PLUMBING SYSTEM UPD.	-	75,000	-	-	-	-	-	75,000
61417	17TH ST GRGE INT. FLOOR DRAINAGE	30,000	-	-	-	-	-	-	30,000
61423	1755 GARAGE FIRE PUMP REPLACEMENT	-	100,000	-	-	-	-	-	100,000
61517	17 ST GRGE-STORAGE SPACE RENOVATION	100,000	-	-	-	-	-	-	100,000
61617	17TH ST GARAGE-PLUMBING SYSTEM UPD.	-	75,000	-	-	-	-	-	75,000
61623	SUNSET HARBOUR GARAGE-FIRE ALARM	35,000	-	-	-	-	-	-	35,000
61717	42ND ST. GARAGE-50YR CERTIFICATION	312,090	-	-	-	-	-	-	312,090
61718	16TH STREET GARAGE FIRE SPRINKLER	1,444,000	-	-	-	-	-	-	1,444,000
61817	42ND ST. GARAGE-STAIRWELL RAILING	25,000	-	-	-	-	-	-	25,000
61818	16TH STREET GARAGE STAIRWAYS	81,200	-	-	-	-	-	-	81,200
61917	1755 MERIDIAN GARAGE FLOOR DRAINAGE	200,000	-	-	-	-	-	-	200,000
61925	7TH ST. PARKING GARAGE PERM. DECKS	-	-	-	75,000	-	-	-	75,000
61930	17TH STREET PARKING GARAGE ELEVATOR	876,000	-	-	-	-	-	-	876,000
62017	SUNSET HARBOUR GARAGE LED LIGHTING	300,000	-	-	-	-	-	-	300,000
62100	42ND ST. PARKING GARAGE MAINTENANCE	400,000	-	-	-	-	-	-	400,000
62218	13TH STREET GARAGE LIGHTING (LED)	175,000	-	-	-	-	-	-	175,000
62223	12TH STREET OVERHEAD GATE RENEWAL	-	62,000	-	-	-	-	-	62,000

MIAMIBEACH

CITY OF MIAMI BEACH
FY 2023 - 2027 CAPITAL IMPROVEMENT PLAN BY PROGRAM

PROJECT	PROGRAM	Previous Years	FY 2023	FY 2024	FY 2025	FY 2026	FY 2027	Future	Total
62418	12TH STREET GARAGE ROOF AND DECK	299,806	-	-	-	-	-	-	299,806
62422	16TH STREET GARAGE HVAC RENEWAL	54,000	-	-	-	-	-	-	54,000
62518	1755 MERIDIAN GARAGE ROOF AND DECK	500,000	-	-	-	-	-	-	500,000
62522	13TH STREET GARAGE NEON RENEWAL	67,000	-	-	-	-	-	-	67,000
62524	7TH ST. PARKING GARAGE ELEVATOR CAB	-	-	91,500	-	-	-	-	91,500
62525	16TH ST. PARKING GARAGE HM DOORS RE	-	-	-	79,300	-	-	-	79,300
62621	7TH STREET GARAGE-OFFICE/RESTROOM	36,000	-	-	-	-	-	-	36,000
62721	16TH STREET GARAGE-OFFICE/RESTROOM	30,000	-	-	-	-	-	-	30,000
62821	16TH STREET GARAGE-ROOF TOP RENEWAL	34,000	-	-	-	-	-	-	34,000
63021	PENN GARAGE-HVAC RENEWAL	105,000	-	-	-	-	-	35,000	140,000
63121	PENN GARAGE-TRAFFIC COATING-RETAIL	80,000	-	-	-	-	-	-	80,000
63321	13TH STREET GARAGE-40YR CERT.	300,000	-	-	-	-	-	-	300,000
64018	17TH ST GARAGE 40YR RECERTIFICATION	755,427	-	-	-	-	-	-	755,427
64224	16TH ST. PARKING GARAGE AC CONDENS.	-	-	87,840	-	-	-	-	87,840
64319	PENN GARAGE - NEW LIGHTING DISPLAY	353,000	-	-	-	-	-	-	353,000
64324	16TH ST. PARKING GARAGE ROOFTOP AI	-	-	96,768	-	-	-	-	96,768
64328	7TH ST. PARKING GARAGE 3 X 7 DOOR	-	-	-	-	-	73,200	-	73,200
64419	13TH STREET GARAGE - WATER SYSTEM	33,000	-	-	-	-	-	-	33,000
64428	7TH ST. PARKING GARAGE SHIPS LADDER	-	-	-	-	-	114,680	-	114,680
64519	17TH STREET GARAGE - 1ST FL OFFICE	45,000	-	-	-	-	-	-	45,000
64528	7TH ST. PARKING GARAGE TRAFFIC COAT	-	-	-	-	-	-	2,135,000	2,135,000
64719	7TH STREET GARAGE-DOOR REPLACEMENT	50,000	-	-	-	-	-	-	50,000
65019	16TH STREET GARAGE (ANCHOR) - PAINT	100,000	-	-	-	-	-	-	100,000
65028	16TH ST. PARKING GARAGE ELECTRICAL	-	-	-	-	-	-	244,000	244,000
65128	16TH ST. PARKING GARAGE ELECTRICAL	-	-	-	-	-	-	306,220	306,220
65228	16TH ST. PARKING GARAGE GENERATOR	-	-	-	-	274,500	-	-	274,500
65328	16TH ST. PARKING GARAGE EXIT SIGNS	-	-	-	-	-	87,840	-	87,840
65521	16TH STREET CANVAS AWNING RENEWAL	56,560	-	-	-	-	-	-	56,560
66121	12 ST. PARKING GARAGE FIRE ALARM	50,000	-	-	-	-	-	-	50,000
66423	7TH ST. PARKING GARAGE FLOOD PANELS	-	160,000	-	-	-	-	-	160,000
66523	7TH ST. PARKING GARAGE ELEVATOR CAB	-	336,000	-	-	-	-	-	336,000
66622	17TH ST PKG GAR BATHROOM DRAINAGE	45,000	-	-	-	-	-	-	45,000
66623	7TH ST. PARKING GARAGE HOSE BIB	-	43,000	-	-	-	-	-	43,000
66723	7TH ST. PARKING GARAGE GATE	-	69,000	-	-	-	-	-	69,000
66823	7TH ST. PARKING GARAGE JOINT REPLAC	-	171,000	-	-	-	-	-	171,000

MIAMIBEACH

CITY OF MIAMI BEACH
FY 2023 - 2027 CAPITAL IMPROVEMENT PLAN BY PROGRAM

PROJECT	PROGRAM	Previous Years	FY 2023	FY 2024	FY 2025	FY 2026	FY 2027	Future	Total
67118	ANCHOR - INTERIOR FLOOR DRAINAGE	30,000	-	-	-	-	-	-	30,000
67218	PENN GRGE-SEALING OF SUPERSTRUCTURE	25,000	-	-	-	-	-	-	25,000
67418	42ND STREET GARAGE-DISPATCH AREA	406,000	-	-	-	-	-	-	406,000
67618	12TH STREET GARAGE-ROOF RENEWAL	64,000	-	-	-	-	-	-	64,000
67818	17 ST GARAGE-GENERATOR REPLACEMENT	120,000	-	-	-	-	-	-	120,000
67922	16TH ST. GRG.-EXT. PAINT & WATERPRF	550,000	-	-	-	-	-	-	550,000
68018	42ND STREET GARAGE-GENERATOR	96,550	-	-	-	-	-	-	96,550
68118	42ND ST GARAGE- INTERIOR DRAINAGE	34,000	-	-	-	-	-	-	34,000
68220	7TH ST GARAGE SURFACE RESTORATION	95,000	-	-	-	-	-	-	95,000
68323	16TH ST. PARKING GARAGE REPLACEMENT	-	52,000	-	-	-	-	-	52,000
68423	16TH ST. PARKING GARAGE ELEVATOR	-	37,000	-	-	-	-	-	37,000
68523	16TH ST. PARKING GARAGE STORAGE	-	43,000	-	-	-	-	-	43,000
68623	16 ST. GARAGE BUILDING JOINT REPLAC	-	36,000	-	-	-	-	-	36,000
69310	7TH ST. GARAGE FIRE ALARM SYSTEM	51,087	-	-	-	-	-	-	51,087
69370	42ND ST. GARAGE FIRE ALARM SYSTEM	51,087	-	-	-	-	-	-	51,087
69380	42ND ST GARAGE ELEVATOR REPLACEMENT	565,145	-	-	-	-	-	-	565,145
		13,749,771	**3,967,000**	**1,786,108**	**1,604,300**	**849,500**	**315,720**	**6,971,400**	**29,243,799**
	TOTAL:	**54,509,793**	**3,967,000**	**1,786,108**	**1,604,300**	**849,500**	**315,720**	**6,971,400**	**70,003,821**
PARKING LOTS									
CAPITAL IMPROVEMENT PROGRAM									
20518	SURFACE LOT AT BISCAYNE BEACH	907,029	-	-	-	-	-	-	907,029
26340	PENRODS AT 1 OCEAN DR. PARKING LOT	2,954,113	-	-	-	-	-	-	2,954,113
27480	SURFACE LOT P48 BASS MUSEUM LOT	220,000	-	-	-	-	-	-	220,000
29580	LOT 9D P86-6976 INDIAN CREEK DRIVE	468,000	-	-	-	-	-	-	468,000
		4,549,142	**-**	**-**	**-**	**-**	**-**	**-**	**4,549,142**
PROPERTY MANAGEMENT									
28710	P14 6TH ST & COLLINS PARKING LOT	341,000	-	-	-	-	-	-	341,000
60317	CITYWIDE PARKING LOTS IMPROVEMENTS	150,000	150,000	150,000	150,000	-	-	-	600,000
		491,000	**150,000**	**150,000**	**150,000**	**-**	**-**	**-**	**941,000**
	TOTAL:	**5,040,142**	**150,000**	**150,000**	**150,000**	**-**	**-**	**-**	**5,490,142**
PARKS									
CAPITAL IMPROVEMENT PROGRAM									
20223	LUMMUS PARK PLAYGROUND REPLACEMENT	-	-	-	-	750,000	-	-	750,000
20418	COLLINS PARK PERFORMING ARTS VENUE	1,200,000	-	-	1,179,000	-	-	-	2,379,000
20918	BRITTANY BAY PARK	1,709,729	-	-	-	-	-	-	1,709,729
22150	72 ST. COMMUNITY COMPLEX	11,346,000	15,161,262	-	-	-	-	-	26,507,262
22750	ALTOS DEL MAR PARK	4,995,492	-	-	-	-	-	-	4,995,492

MIAMIBEACH

CITY OF MIAMI BEACH
FY 2023 - 2027 CAPITAL IMPROVEMENT PLAN BY PROGRAM

PROJECT	PROGRAM	Previous Years	FY 2023	FY 2024	FY 2025	FY 2026	FY 2027	Future	Total
23200	FLAMINGO PARK	18,193,130	-	-	-	-	-	-	18,193,130
25019	GO#1: 72 ST. COMMUNITY COMPLEX	10,800,000	-	43,000,000	-	-	-	-	53,800,000
25380	BAND SHELL MASTER PLAN	2,633,372	-	-	-	-	-	-	2,633,372
25419	GO#5: FLAMINGO PARK & YOUTH CENTER	15,400,000	-	15,150,000	-	-	-	-	30,550,000
25719	GO#8: LUMMUS PARK	4,737,000	-	-	-	-	-	-	4,737,000
25919	GO#10: MAURICE GIBB PARK	4,500,000	-	-	-	-	-	-	4,500,000
26119	GO#12: NOBE OCEANSIDE PARK BEACHWLK	2,000,000	-	-	-	-	-	-	2,000,000
26219	GO#13: N.SHORE PARK & YOUTH CENTER	3,540,000	-	2,185,000	-	-	-	-	5,725,000
26319	GO#15: PAR 3 / BAYSHORE PARK	15,700,000	-	-	-	-	-	-	15,700,000
26500	KAYAK LAUNCH DOCKS	644,080	-	-	-	-	-	-	644,080
26719	GO#23: BAYWLK PEDESTRIAN BRIDGE	10,000,000	-	5,000,000	-	-	-	-	15,000,000
26819	GO#24: MIDDLE BEACH BEACHWALK PH3	4,500,000	-	-	-	-	-	-	4,500,000
26919	GO#27: LOG CABIN	-	-	1,076,000	-	-	-	-	1,076,000
27930	SHARED PATH ON PARKVIEW ISLAND PARK	320,000	-	-	-	-	-	-	320,000
27950	NORTH BEACH OCEANSIDE PARK	15,792,075	-	-	-	-	-	-	15,792,075
28550	LIFEGUARD STAND REPLACEMENTS	3,319,989	-	-	-	-	-	-	3,319,989
28850	MAURICE GIBB PARK REDESIGN	2,628,682	-	-	-	-	-	-	2,628,682
29600	MUSS PARK FACILITY	2,695,000	-	-	-	-	-	-	2,695,000
65722	FLAMINGO PRK BASEBALL STADIUM STAND	65,000	-	-	-	-	-	495,000	560,000
		136,719,549	**15,161,262**	**66,411,000**	**1,179,000**	**750,000**	**-**	**495,000**	**220,715,811**
ECONOMIC DEVELOPMENT									
27119	GO#29: WEST LOTS	1,000,000	-	4,000,000	-	-	-	-	5,000,000
69928	COLLINS PARK CULTURAL FACILITY	-	-	-	-	-	-	7,670,000	7,670,000
		1,000,000	**-**	**4,000,000**	**-**	**-**	**-**	**7,670,000**	**12,670,000**
PARKS ADMINISTRATION									
66322	NON-MOTORIZED VESSEL KAYAK LAUNCH	70,000	-	-	400,000	-	-	-	470,000
PARKS AND RECREATION									
20023	ALLISON PARK PLAYGROUND REPLACEMENT	-	-	-	795,000	-	-	-	795,000
20123	INDIAN BCH PK PLAYGROUND EXPANSION	792,000	-	-	-	-	-	-	792,000
20237	FAIRWAY PARK IMPROVEMENTS	1,428,953	-	-	-	-	294,341	1,495,659	3,218,953
20247	CITYWIDE PARKS IRRIGATION SYSTEM	170,275	-	-	-	-	-	-	170,275
20300	NORMANDY ISLE PARK TURF INSTALL	398,000	-	-	-	-	-	951,000	1,349,000
20423	FLAMINGO PK FOOTBALL FENCE	-	-	-	-	-	-	613,000	613,000
20425	FLAMINGO PARK SOCCER FIELD TURF	-	-	-	-	-	-	281,000	281,000
20426	CITYWIDE PICKLEBALL AND PADEL COURT	-	-	-	-	753,964	266,036	-	1,020,000
20523	STILLWATER PARK LIGHTING & SOCCER	-	-	-	-	-	-	481,000	481,000

MIAMIBEACH

CITY OF MIAMI BEACH
FY 2023 - 2027 CAPITAL IMPROVEMENT PLAN BY PROGRAM

PROJECT	PROGRAM	Previous Years	FY 2023	FY 2024	FY 2025	FY 2026	FY 2027	Future	Total
20577	BELLE ISLE PARK PLAYGROUND	576,500	-	-	-	-	-	-	576,500
20722	FLAMINGO PK PLAYGROUND REPLACEMENT	-	-	646,960	200,040	-	-	-	847,000
20723	CRESPI PARK LIGHTING & MICRO SOCCER	-	-	-	-	-	-	481,000	481,000
20821	BISCAYNE ELEM SHARED FIELD LIGHTING	-	-	-	-	-	-	1,270,170	1,270,170
20822	FLAMINGO PK FOOTBALL STADIUM TURF	-	-	-	-	-	-	1,163,000	1,163,000
20921	NORMANDY ISLE PARK PLAYGROUND	-	-	-	-	-	-	489,000	489,000
21021	NSPYC KITCHEN & CABINETRY ADDITION	-	-	-	-	-	-	344,000	344,000
21022	WEST LOTS 85-86 ST CONVERSION	-	-	-	-	-	-	2,436,100	2,436,100
22420	POLO PARK LIGHTING & SOCCER FIELD	857,680	-	-	-	-	-	-	857,680
23018	SOUTH POINTE PARK LIGHTING	585,000	-	-	-	-	-	-	585,000
23518	BATTING CAGES AT NORTH SHORE PARK	203,000	(187,000)	-	-	-	-	-	16,000
25119	GO#2: COLLINS PARK	557,287	-	-	-	-	-	-	557,287
25219	GO#3: CRESPI PARK	184,921	-	-	-	-	-	-	184,921
25319	GO#4: FAIRWAY PARK	260,000	-	-	-	-	-	-	260,000
25519	GO#6: FISHER PARK	-	-	105,000	-	-	-	-	105,000
25619	GO#7: LA GORCE PARK	-	-	150,000	-	-	-	-	150,000
25819	GO#9: MARJORY STONEMAN DOUGLAS PARK	682,000	-	-	-	-	-	-	682,000
26019	GO#11: MUSS PARK	-	-	250,000	-	-	-	-	250,000
26419	GO#17: POLO PARK	493,675	-	-	-	-	-	-	493,675
27219	GO#30: SKATE PARK	750,000	-	-	-	-	-	-	750,000
28560	COLLINS PK LIGHTING SOUND SYSTEM	236,000	-	-	-	-	-	-	236,000
29550	CMB SKATEPARK	190,280	187,000	-	-	-	-	1,413,000	1,790,280
29620	ALLISON PARK REDESIGN	1,532,000	-	-	-	-	-	-	1,532,000
60026	BELLE ISLE PARK PLAYGROUND REPLACEM	-	-	-	-	-	-	638,000	638,000
60123	CRESPI PARK PLAYGROUND REPLACEMENT	-	-	-	-	-	-	407,000	407,000
60126	MUSS PARK PLAYGROUND REPLACEMENT	-	-	-	-	-	-	638,000	638,000
60223	POLO PARK PLAYGROUND REPLACEMENT	-	-	-	-	-	-	476,000	476,000
60226	PARK VIEW ISLAND PARK PLAYGRND REPL	-	-	-	-	-	-	497,000	497,000
60321	CITYWIDE PARKS COURT REPAIRS	105,000	-	-	105,000	-	-	525,000	735,000
60323	STILLWATER PLAYGROUND REPLACEMENT	-	-	-	-	-	-	570,000	570,000
60421	CITYWIDE FITNESS COURSE REPLACEMENT	100,000	-	-	100,000	-	-	500,000	700,000
60924	NSPYC LOBBY RECONFIGURATIOIN	-	-	-	-	-	-	372,000	372,000
62022	FLAMINGO PARK TENNIS CENTER COURTS	160,000	-	-	-	-	-	-	160,000
63319	PARK VIEW ISLAND ANNEX - DOG PARK	67,000	-	-	-	-	-	-	67,000
63519	BUOY PARK REFORESTATION IMPROVEMENT	-	-	-	-	-	-	150,000	150,000

MIAMIBEACH

CITY OF MIAMI BEACH
FY 2023 - 2027 CAPITAL IMPROVEMENT PLAN BY PROGRAM

PROJECT	PROGRAM	Previous Years	FY 2023	FY 2024	FY 2025	FY 2026	FY 2027	Future	Total
64621	CITYWIDE PK LANDSCAPING IMPROVEMENT	352,000	-	-	122,119	125,881	-	1,000,000	1,600,000
66518	SECURITY AUDIO SYSTEM FOR ALL POOLS	-	-	-	-	-	-	100,000	100,000
66920	S. P. PARK-FISHING PIER RAILING REP	198,000	-	-	-	-	-	-	198,000
67519	GO#14: PALM ISLAND PARK	-	-	231,000	-	-	-	-	231,000
67619	GO#16: PINETREE PARK	-	-	700,000	-	-	-	-	700,000
67719	GO#20: SOUTH POINTE PARK	-	-	480,000	-	-	-	-	480,000
67819	GO#21: STILLWATER PARK	142,441	-	-	-	-	-	-	142,441
67919	GO#22: TATUM PARK	-	-	840,000	-	-	-	-	840,000
68327	NORTH SHORE PARK BASEBALL SCOREBD.	-	-	-	-	-	-	82,000	82,000
68427	NORTH SHORE PARK YOUTH CENTER GYM	-	-	-	-	-	-	60,000	60,000
		11,022,012	**-**	**3,402,960**	**1,322,159**	**879,845**	**560,377**	**17,432,929**	**34,620,282**
PROPERTY MANAGEMENT									
26519	GO#18: SCOTT RAKOW YOUTH CENTER	4,053,045	-	-	-	-	-	-	4,053,045
60720	BEACHWALK TREE WELLS 14-22 STREET	150,000	-	-	-	-	-	-	150,000
67423	BEACH WALK PONDING AT 53RD STREET	-	54,039	-	-	-	-	-	54,039
		4,203,045	**54,039**	**-**	**-**	**-**	**-**	**-**	**4,257,084**
TOURISM & CULTURAL DEPARTMENT									
23318	SOUNDSCAPE AUDIO IMPROVEMENTS	751,410	-	-	-	-	-	-	751,410
26619	GO#19: SOUNDSCAPE PARK	4,500,000	-	-	-	-	-	-	4,500,000
		5,251,410	**-**	**-**	**-**	**-**	**-**	**-**	**5,251,410**
	TOTAL:	**158,266,016**	**15,215,301**	**73,813,960**	**2,901,159**	**1,629,845**	**560,377**	**25,597,929**	**277,984,587**
RENEWAL & REPLACEMENT									
CAPITAL IMPROVEMENT PROGRAM									
64822	SHANE ROWING CENTER DOCK RAMP	413,000	-	227,000	-	-	-	-	640,000
ECONOMIC DEVELOPMENT									
65222	MDPL MUSEUM MASTERTPLAN	175,000	-	-	-	-	-	-	175,000
ENVIRONMENT SUSTAINABILITY									
60428	PARK VIEW WATER QUALITY IMPROVEMENT	-	-	-	-	-	-	6,000,000	6,000,000
61326	DUNES ENHACEMENTS AND RESTORATION	-	-	-	-	362,000	-	1,448,000	1,810,000
61426	CITYWIDE GREEN INFRSTRUCT. INSTAL	-	-	-	-	1,150,000	-	4,600,000	5,750,000
65422	WATERWAY MARKERS & SIGNS	395,000	-	-	-	-	-	-	395,000
68227	WATERWAY MARKERS PHASE II	-	-	-	-	-	-	1,134,000	1,134,000
		395,000	**-**	**-**	**-**	**1,512,000**	**-**	**13,182,000**	**15,089,000**

MIAMIBEACH

CITY OF MIAMI BEACH
FY 2023 - 2027 CAPITAL IMPROVEMENT PLAN BY PROGRAM

PROJECT	PROGRAM	Previous Years	FY 2023	FY 2024	FY 2025	FY 2026	FY 2027	Future	Total
PARKS ADMINISTRATION									
61121	SCOTT RAKOW YOUTH CENTER-KITCHEN	-	-	-	-	-	-	150,000	150,000
65322	MIAMI BEACH GOLF CLUB LAKE AERATION	45,000	-	-	-	-	-	-	45,000
		45,000	**-**	**-**	**-**	**-**	**-**	**150,000**	**195,000**
PARKS AND RECREATION									
20326	PASSIVE PARK ON 63RD AND PINETREE	-	-	-	-	-	828,000	-	828,000
60022	FLAMINGO PARK NORTH-SOUTH WALKWAY	-	-	-	-	-	-	300,000	300,000
60121	BEACHVIEW PARK IMPROVEMENTS	-	-	810,000	-	-	-	-	810,000
60122	SOUNDSCAPE PK SOUND & LED LIGHTING	-	-	-	-	-	-	1,800,000	1,800,000
60322	PARKS MAINT. FACILITY RENOVATIONS	-	-	-	-	-	-	335,000	335,000
60523	FLAMINGO FOOTBALL STADIUM RAILINGS	-	-	-	-	-	-	100,000	100,000
61024	MIAMI BEACH TENNIS CENTER COURT RES	-	-	185,000	-	-	-	-	185,000
61124	NORTH BEACH OCEANSIDE PARK DOG PARK	-	-	-	95,500	-	-	-	95,500
61219	N. SHORE TENNIS FACILITY FENCE	47,000	-	-	-	-	-	-	47,000
61319	N. SHORE BANDSHELL PLUMBING REPAIRS	30,000	-	-	-	-	-	-	30,000
62718	N. BEACH PARKS RESTROOM RESTORATION	281,000	-	-	-	-	-	-	281,000
63080	BEACH RESTROOMS PAINT AND CONCRETE	260,275	-	-	-	-	-	-	260,275
63318	NORMANDY ISLE PARK POOL RENOVATIONS	422,000	-	-	-	-	-	-	422,000
66022	SOUTH POINTE PARK SPLASH PAD	-	-	-	249,000	-	-	-	249,000
66223	ADA POOL LIFTS CITYWIDE	-	30,000	-	-	-	-	-	30,000
66418	FLAMINGO POOL DECK & PUMP ROOM	-	-	-	-	-	-	374,000	374,000
67040	NORMANDY ISLE PARK & POOL	200,000	-	-	-	-	-	-	200,000
67120	SOUNDSCAPE PARK IMPROVEMENTS	28,000	-	-	-	-	-	-	28,000
67420	FLAMINGO PARK POOL PLAYGROUND	245,584	-	-	-	-	-	-	245,584
68527	SCOTT RAKOW YOUTH CENTER GYM BLEACH	-	-	-	-	-	-	60,000	60,000
68727	SCOTT RAKOW YOUTH CNTR INTERCOM SYS	-	-	-	-	-	-	25,000	25,000
68827	NORTH SHORE PARK INTERCOM SYSTEM	-	-	-	-	-	-	25,000	25,000
68919	GO#52: LED LIGHTING IN PARKS	3,741,000	(692,081)	759,000	-	-	-	-	3,807,919
		5,254,859	**(662,081)**	**1,754,000**	**344,500**	**-**	**828,000**	**3,019,000**	**10,538,278**
POLICE CHIEF OFFICE									
62423	SECURITY CAMERA BCHWALK - 46-63 ST	-	-	1,816,000	-	-	-	-	1,816,000
62623	SECURITY CAMERA BCHWALK - 63-79 ST	-	-	1,295,500	-	-	-	-	1,295,500
64922	NB O/S PK BEACHWALK CCTV 79-87 ST	156,000	-	-	-	-	-	-	156,000
69027	MAURICE GIBB PARK CCTV	-	-	-	-	-	-	150,000	150,000
69127	NIMBLE CCTV FAST STORAGE SERVER	-	-	-	-	-	-	397,000	397,000
69227	DRONE FLEET REPLACEMENT	-	-	-	-	-	-	200,000	200,000

MIAMIBEACH

CITY OF MIAMI BEACH
FY 2023 - 2027 CAPITAL IMPROVEMENT PLAN BY PROGRAM

PROJECT	PROGRAM	Previous Years	FY 2023	FY 2024	FY 2025	FY 2026	FY 2027	Future	Total
69327	BRITTANY BAY PARK CCTV	-	-	-	-	-	-	125,000	125,000
69427	NORTH BEACH OCEANSIDE PARK CCTV	-	-	-	-	-	-	340,000	340,000
69527	CHASE AVENUE SHARED PATH CCTV	-	-	-	-	-	-	50,000	50,000
69627	PRIDE PARK CCTV (NO INFRASTRUCTURE)	-	-	-	-	-	-	125,000	125,000
69727	MICROWAVE NETWORK UPGRADE AND CONVE	-	-	-	-	-	-	600,000	600,000
		156,000	**-**	**3,111,500**	**-**	**-**	**-**	**1,987,000**	**5,254,500**
PROPERTY MANAGEMENT									
20110	28TH STREET OBELISK STABILIZATION	607,230	-	-	-	-	-	-	607,230
25980	BASS MUSEUM GENERATOR	117,816	-	-	-	-	-	-	117,816
27780	MIAMI CITY BALLET WINDOWS	441,799	-	-	-	-	-	-	441,799
28919	GO#26: ROOFS FOR CULTURAL FACIL.	2,932,631	-	-	-	-	-	-	2,932,631
60038	SOUTH SHORE C.C. FIRE ALARM RENEWAL	11,370	-	-	-	-	-	-	11,370
60077	FIRE STATION 2 ALARM SYSTEM	99,000	-	-	-	-	-	-	99,000
60128	NORMANDY SHORES DISTRICT REAR GATE	-	-	-	-	-	-	112,000	112,000
60225	SUNSET HARBOUR GARAGE INT. FLOOR	-	-	-	34,000	-	-	-	34,000
60228	LA GORCE PARK (RELATED TO GO #7)	-	-	-	-	-	-	558,000	558,000
60420	FIRE STATION 2-A/C REPLACEMENT	52,245	-	-	-	-	-	-	52,245
60426	FIRE STATION 2 ADMIN - INT. PAINT	-	-	-	72,150	23,850	-	-	96,000
60427	NORTH SHORE COMMUNITY CENTER - HVAC	-	-	-	-	-	35,000	-	35,000
60519	CITY HALL 40-YR STRUCTURAL	262,823	-	-	-	-	-	-	262,823
60520	MBPD-CONDENSER AND PUMPS	-	-	56,312	68,688	-	-	-	125,000
60525	ELECTRIC VEHICLE CHARGING STATIONS	-	-	-	6,961	-	-	-	6,961
60526	FIRE STATION 2 ADMIN - 1ST & 2ND FL	-	-	-	-	96,000	-	-	96,000
60528	MIAMI CITY BALLET DRY WALL REPAIRS	-	-	-	-	-	194,300	-	194,300
60618	HISTORIC CITY HALL FIRE ALARM	146,218	-	-	-	-	-	-	146,218
60625	ELECTRIC VEHICLE CHARGING STATIONS	-	-	-	373,000	-	-	-	373,000
60626	FIRE STATION 2 - AWNING STRUCTURE	-	-	-	-	244,000	-	-	244,000
60628	MIAMI CITY BALLET ELEVATOR MODERNIZ	-	-	-	-	-	495,800	-	495,800
60718	NORTH SHORE PARK YOUTH CENTER A/C	77,889	-	-	-	-	-	-	77,889
60719	UNIDAD ELEVATOR MODERNIZATION	70,000	-	-	-	-	-	-	70,000
60726	FIRE STATION 2 - LED LIGHT RETROFIT	-	-	-	-	84,000	-	-	84,000
60727	OCEAN RESCUE PARKING LOT IMPROV.	-	-	-	-	-	147,000	-	147,000
60728	MIAMI CITY BALLET LED LAMP REPLACEM	-	-	-	-	-	229,810	-	229,810
60825	BASS MUSEUM RETAINING WALL TILES	-	-	-	-	-	27,500	-	27,500
60826	FIRE STATION 3 - WATCH OFFICE RENO.	-	-	-	-	61,000	-	-	61,000
60827	MBPD GARAGE FLOOD MITIGATION IMPROV	-	-	-	-	-	865,538	57,667	923,205

MIAMIBEACH

CITY OF MIAMI BEACH
FY 2023 - 2027 CAPITAL IMPROVEMENT PLAN BY PROGRAM

PROJECT	PROGRAM	Previous Years	FY 2023	FY 2024	FY 2025	FY 2026	FY 2027	Future	Total
60828	MIAMI CITY BALLET HANDS FREE FAUCET	-	-	-	-	-	201,000	-	201,000
60920	HISTORIC CITY HALL-VFD REPLACEMENT	200,000	-	-	-	-	-	-	200,000
60925	COLONY THEATER EXTERIOR PAINTING	-	-	-	-	-	224,000	-	224,000
60926	HISTORIC CITY HALL PAINTED FINISH	-	-	-	-	244,000	-	-	244,000
60927	SOBE CATS BUILDING ENTRY RAMP	-	-	-	-	-	-	126,000	126,000
60928	MIAMI CITY BALLET ACOUSTICAL CEILIN	-	-	-	-	-	100,500	-	100,500
61020	CITY HALL-GENERATOR REPLACEMENT	600,000	-	-	-	-	-	-	600,000
61025	FILLMORE MIAMI BEACH EXT. WINDOW	-	-	-	-	-	299,040	-	299,040
61026	HISTORIC CITY HALL 1ST & 2ND FLOORS	-	-	-	-	98,000	-	-	98,000
61027	1701 MERIDIAN AVE LED LIGHTING RETR	-	-	-	-	-	-	55,000	55,000
61028	MIAMI CITY BALLET HVAC DUCT RENNO.	-	-	-	-	-	699,480	-	699,480
61120	CITY HALL-COOLING TOWER BASE	92,000	-	-	-	-	-	-	92,000
61125	MIAMI CITY BALLET OFFICE AREA FLOOR	-	-	-	-	-	145,600	-	145,600
61126	HISTORIC CITY HALL EXTERIOR WINDOWS	-	-	-	-	199,340	44,660	-	244,000
61127	1701 MERIDIAN EXTERIOR PAINTING	-	-	-	-	-	-	233,000	233,000
61128	MIAMI CITY BALLET LOADG. DOCK FLOOR	-	-	-	-	-	335,000	-	335,000
61221	NORM. ISLE POOL LOCKER ROOM & PUMPS	-	-	-	255,000	-	-	-	255,000
61225	MIAMI CITY BALLET STAIR FINISH RENO	-	-	-	-	-	-	64,320	64,320
61226	COLONY THEATER LOADING DOCK DOORS	-	-	-	-	55,000	-	-	55,000
61227	MIAMI BEACH BOTANICAL RENOVATIONS	-	-	-	-	-	-	56,000	56,000
61228	FILLMORE ASBESTOS, LEAD PAINT, IAQ	-	-	-	-	-	-	268,000	268,000
61290	CITY HALL FIRE ALARM SYSTEM	280,325	-	-	-	-	-	-	280,325
61320	UNIDAD BUILDING-DOOR RENEWAL	-	-	-	63,000	-	-	-	63,000
61321	71ST STREET WELCOME SIGN RENOVATION	-	-	40,000	-	-	-	-	40,000
61325	COLONY THEATER ENTRY DOOR	-	-	-	-	-	-	294,800	294,800
61327	FIRE STATION 2 ADMIN - LED LIGHTS	-	-	-	-	-	-	56,000	56,000
61328	FILLMORE FREIGHT ELEVATOR RENEWAL	-	-	-	-	-	660,620	-	660,620
61419	BEACHFRONT RESTROOMS-RENOVATIONS	123,000	-	-	-	-	-	-	123,000
61420	UNIDAD BUILDING-WINDOW SEAL RENEWAL	-	-	-	40,000	-	-	-	40,000
61425	COLONY THEATER ROOF HATCH REPLMT.	-	-	-	-	-	-	40,200	40,200
61427	FIRE STATION 2 - WATERPROOF & PAINT	-	-	-	-	-	-	224,000	224,000
61428	FILLMORE EXHAUST SYSTEM RENEWAL	-	-	-	-	-	-	469,000	469,000
61521	CITY HALL LOADING DOCK RESURFACING	-	-	70,000	-	-	-	-	70,000
61523	SUNSET HARBOUR GARAGE FIRE PUMP	-	100,000	-	-	-	-	-	100,000
61524	BASS MUSEUM EXTERIOR LIGHTING RENEW	-	-	-	-	86,000	-	-	86,000

MIAMIBEACH

CITY OF MIAMI BEACH
FY 2023 - 2027 CAPITAL IMPROVEMENT PLAN BY PROGRAM

PROJECT	PROGRAM	Previous Years	FY 2023	FY 2024	FY 2025	FY 2026	FY 2027	Future	Total
61526	BASS MUSEUM CLEAN STEAM HUMIDIFIER	-	-	-	-	-	-	124,620	124,620
61527	FIRE STATION 2 - PAINT MASONRY	-	-	-	-	-	-	40,000	40,000
61528	FILLMORE CHILLED WATER PIPING RENEW	-	-	-	-	-	-	2,177,500	2,177,500
61621	CITY HALL CHAMBER & PRESS RM. RENO.	900,000	-	-	-	-	-	-	900,000
61624	MIAMI CITY BALLET STUDIO BLACKOUT	-	-	-	-	37,000	-	-	37,000
61626	BASS MUSEUM EMERGENCY LIGHTING REPL	-	-	-	-	-	-	62,980	62,980
61627	FIRE STATION 3 - WATERPRF. & PAINT	-	-	-	-	-	-	135,000	135,000
61628	FILLMORE HVAC REPLACEMENTS	-	-	-	-	-	-	1,128,012	1,128,012
61724	COLONY THEATER ACOUSTIC CURTAINS	-	-	-	-	50,000	-	-	50,000
61727	FIRE STATION 3 - PERIMETER FENCE	-	-	-	-	-	-	61,000	61,000
61728	FILLMORE ELECTRICAL ENHANCEMENTS	-	-	-	-	-	-	1,644,180	1,644,180
61819	BEACHWALK DRAINAGE - 24 ST TO 46 ST	100,000	-	-	-	-	-	-	100,000
61824	RESTORATION OF MERMAID SCULPTURE	-	-	-	-	133,000	-	-	133,000
61827	FIRE STATION 3 - GYM FLOORING RENOV	-	-	-	-	-	-	34,000	34,000
61828	FILLMORE PLUMBING ENHANCEMENTS	-	-	-	-	-	-	48,910	48,910
61919	41ST STREET FOUNTAIN RESTORATION	122,000	-	-	-	-	-	-	122,000
61921	10TH ST. AUDIT. ENTRANCE DRAINAGE	-	-	250,000	-	-	-	-	250,000
61924	UNIDAD SENIOR CENTER ACOUSTIC ENH.	-	-	80,000	-	-	-	-	80,000
61926	ELECTRO WAVE EXTERIOR & INTERIOR PA	-	-	-	-	28,000	-	-	28,000
61927	FIRE STATION 3 - PAINTED FINISH REN	-	-	-	-	-	-	101,000	101,000
61928	FILLMORE UPGRADES TO EXISTING FIRE	-	-	-	-	-	-	271,062	271,062
62021	COLONY THEATER ELEVATOR	87,000	-	-	-	-	-	-	87,000
62024	HENRY LIEBMAN SQUARE SECURITY ENHA.	-	-	114,000	-	-	-	-	114,000
62027	FIRE STATION 4 - CONCRETE PATHWAY	-	-	-	-	-	-	28,000	28,000
62028	FILLMORE EMERGENCY LIGHTING RENEWAL	-	-	-	-	-	-	427,460	427,460
62117	FIRE STATION #2 TRAINING TOWER	396,691	-	-	-	-	-	-	396,691
62118	12TH STREET PARKING LIGHTING (LED)	64,000	-	-	-	-	-	-	64,000
62119	BASS MUSEUM - ROOF REPLACEMENT	392,464	-	-	-	-	-	-	392,464
62121	BOTANICAL GARDENS RESTROOMS	50,500	-	-	-	-	-	-	50,500
62124	MIAMI CITY BALLET RESTROOM EXHAUST	-	-	33,500	-	-	-	-	33,500
62127	FIRE STATION 4 - LED LIGHTS RETROFT	-	-	-	-	-	-	56,000	56,000
62128	COLONY THEATER DOMESTIC WATER PUMP	-	-	-	-	-	-	69,680	69,680
62221	COLONY THEATER RESTROOM RENOVATION	-	-	73,000	-	-	-	-	73,000
62227	FIRE STATION 4 - EMERGENCY LIGHTS	-	-	-	-	-	-	34,000	34,000
62228	MIAMI BEACH BOTANICAL GARDEN HVAC	-	-	-	-	-	-	160,800	160,800

MIAMIBEACH

CITY OF MIAMI BEACH
FY 2023 - 2027 CAPITAL IMPROVEMENT PLAN BY PROGRAM

PROJECT	PROGRAM	Previous Years	FY 2023	FY 2024	FY 2025	FY 2026	FY 2027	Future	Total
62321	COLONY THEATER EXTERIOR PAINTING	-	-	68,000	-	-	-	-	68,000
62327	FIRE STATION 4 - RUBBER TILE FITNES	-	-	-	-	-	-	34,000	34,000
62328	MIAMI BEACH BOTANICAL GARDEN FANS	-	-	-	-	-	-	26,800	26,800
62421	COLONY THEATER LED LIGHTS UPGRADE	-	-	40,000	-	-	-	-	40,000
62427	FIRE STATION 4 - CALL SYSTEM RENEWL	-	-	-	-	-	-	191,000	191,000
62428	NEW WORLD SYMPHONY ELEVATOR	-	-	-	-	-	-	1,005,000	1,005,000
62519	BEACHWALK DRAINAGE-S.POINTE - 23 ST	220,000	-	-	-	-	-	-	220,000
62523	ARTISTIC BOLLARDS	-	-	750,000	-	-	-	-	750,000
62527	FLAMING PARK POOL FACILITY RENO.	-	-	-	-	-	-	183,000	183,000
62528	NEW WORLD SYMPHONY EXTERIOR PAINT	-	-	-	-	-	-	335,000	335,000
62622	HISTORIC CITY HALL FRONT ELEVATION	-	-	69,000	-	-	-	-	69,000
62627	NESS FLOORING RENEWAL	-	-	-	-	-	-	56,000	56,000
62628	NEW WORLD SYMPHONY FIRE ALARM	-	-	-	-	-	-	341,700	341,700
62727	NESS REPLACE LOUVERS W IMP. WINDOW	-	-	-	-	-	-	147,000	147,000
62728	HOLOCAUST MEMORIAL MIAMI BEACH RENO	-	-	-	-	-	-	335,000	335,000
62822	INTERNAL AFFAIRS RESTROOM RENO.	-	-	139,000	-	-	-	-	139,000
62827	NESS LED LIGHTS RETROFIT	-	-	-	-	-	-	28,000	28,000
62828	HOLOCAUST MEMORIAL MIAMI BEACH REP	-	-	-	-	-	-	536,000	536,000
62920	FIRE STATION #2 WATERPROOFING	182,000	-	-	-	-	-	-	182,000
62922	BASS MUSEUM EXTERIOR WALL REPAIRS	-	-	39,000	-	-	-	-	39,000
62923	FLAMINGO PARK HURRICANE WINDOWS	-	-	98,000	-	-	-	-	98,000
62927	MBPD PLAZA ACTIVATION- PHASE 1	-	-	-	-	-	-	120,000	120,000
62928	HOLOCAUST MEMORIAL MIAMI BEACH REN	-	-	-	-	-	-	670,000	670,000
63022	MIAMI CITY BALLET EXIT SIGN RENEWAL	-	-	73,000	-	-	-	-	73,000
63023	HISTORIC CH 2ND FLOOR RESTROOMS	-	-	74,000	-	-	-	-	74,000
63027	MBPD EXTERIOR WATERPROOF AND PAINT	-	-	-	-	-	-	280,000	280,000
63028	HOLOCAUST MEMORIAL MIAMI BEACH REPL	-	-	-	-	-	-	670,000	670,000
63122	10TH ST AUDITORIUM LED UPGRADE	-	-	104,000	-	-	-	-	104,000
63127	MBPD ELEVATOR VESTIBULE RENEWAL	-	-	-	-	-	-	68,000	68,000
63128	HOLOCAUST MEMORIAL MIAMI BEACH ROOF	-	-	-	-	-	-	335,000	335,000
63222	COLONY THEATER EXIT SIGN RENEWAL	-	-	36,000	-	-	-	-	36,000
63223	BOYS & GIRLS CLUB SECURITY ENCLOS.	-	27,000	-	-	-	-	-	27,000
63227	CARD ACCESS CONTROL FOR RADIO SITES	-	-	-	-	-	-	28,000	28,000
63228	RHYTHM FOUNDATION AT NORTH MIAMI BE	-	-	-	-	-	-	201,000	201,000
63323	MBPD NESS DOCK RENOVATION	-	-	77,000	-	-	-	-	77,000

MIAMIBEACH

CITY OF MIAMI BEACH
FY 2023 - 2027 CAPITAL IMPROVEMENT PLAN BY PROGRAM

PROJECT	PROGRAM	Previous Years	FY 2023	FY 2024	FY 2025	FY 2026	FY 2027	Future	Total
63328	MIAMI CITY BALLET 3RD FLOOR WOOD FL	-	-	-	-	-	-	200,000	200,000
63350	POLICE HQ ELEVATORS & OTHER PROJECT	384,260	-	-	-	-	-	-	384,260
63420	NS YOUTH CNTR ROOFTOP A/C RENEWAL	138,266	-	-	-	-	-	-	138,266
63422	HISTORIC C. HALL ENRGY EFF. WINDOW	-	-	52,000	-	-	-	-	52,000
63423	NORMANDY POOL LIGHTING IMPROVEMENT	-	-	-	41,000	-	-	-	41,000
63427	MIAMI BEACH BOTANICAL GARDEN HVAC	-	-	-	-	-	-	28,500	28,500
63522	NORTH SHORE BANDSHELL SIGNAGE REPL.	-	-	97,000	-	-	-	-	97,000
63523	FIRE STATION 1 BATHROOMS RENOVATION	-	-	-	-	-	-	120,000	120,000
63527	1755 BUILDING CARD ACCESS SYSTEM	-	-	-	-	-	-	257,776	257,776
63623	FIRE STATION 1 ROLL-UP DOOR RENEWAL	-	-	-	-	-	-	51,000	51,000
63627	1755 BUILDING DOMESTIC WATER PUMP	-	-	-	-	-	-	128,038	128,038
63720	10TH ST AUDITORIUM-LOUVERS	52,000	-	-	-	-	-	-	52,000
63721	FIRE STATION #1 ROOF REPAIRS	41,500	-	-	-	-	-	-	41,500
63722	SMART CARD ACCESS SYSTEM-PHASE II	-	-	195,000	-	-	-	-	195,000
63723	FIRE ADMINISTRATION FLOOR RENEWAL	-	-	34,000	-	-	-	-	34,000
63727	1755 BUILDING EMERGENCY LIGHTING	-	-	-	-	-	-	100,847	100,847
63819	SSCC ROOT MITIGATION & FLOORING REP	272	-	-	-	-	-	-	272
63821	MBPD 4TH FLOOR HVAC CONTROLS	312,000	-	-	-	-	-	-	312,000
63822	1755 ROOF REPLACEMENT	343,000	-	-	-	-	-	-	343,000
63823	FIRE ADMIN BLDG UPS SYSTEM RENEWAL	-	-	39,000	-	-	-	-	39,000
63827	1755 BUILDING FIRE ALARM REPL.	-	-	-	-	-	-	533,374	533,374
63919	SMART CARD ACCESS SYSTEM- PHASE I	250,000	-	-	-	-	-	-	250,000
63921	1701 MERIDIAN AVE 50 YEAR RECERT.	50,500	-	-	-	-	-	-	50,500
63922	FLEET BAYS PLUMBING RENEWAL	-	-	141,000	-	-	-	-	141,000
63923	BASS MUSEUM KEYSTONE SEAL	-	-	63,000	-	-	-	-	63,000
63927	1755 BUILDING INTERIOR LIGHT RENO.	-	-	-	-	-	-	336,000	336,000
64019	CITY HALL ENERGY EFFICIENT BUILDING	156,000	-	-	-	-	-	-	156,000
64020	CITY HALL CARD ACCESS SYSTEM REPL.	80,436	-	-	-	-	-	-	80,436
64021	HISTORIC CITY HALL 90 YEAR RECERT.	66,000	-	-	-	-	-	-	66,000
64022	777 FOUNTAIN/ COURTYARD RENOVATIONS	-	-	131,000	-	-	-	-	131,000
64023	MIAMI CITY BALLET VARIABLE AIR VAL.	-	-	-	34,000	-	-	-	34,000
64027	1755 BUILDING VFD RENEWAL	-	-	-	-	-	-	67,100	67,100
64121	FIRE STATION #3 40 YEAR RECERT.	48,700	-	-	-	-	-	-	48,700
64123	COLONY THEATER IMPACT GLASS	-	-	103,000	-	-	-	-	103,000
64127	1755 BUILDING WATER COOLER RENEWAL	-	-	-	-	-	-	69,344	69,344

MIAMIBEACH

CITY OF MIAMI BEACH
FY 2023 - 2027 CAPITAL IMPROVEMENT PLAN BY PROGRAM

PROJECT	PROGRAM	Previous Years	FY 2023	FY 2024	FY 2025	FY 2026	FY 2027	Future	Total
64220	PUBLIC WORKS FACILITY EXTERIOR	84,914	-	-	-	-	-	-	84,914
64221	BASS MUSEUM WINDOW REPLACEMENT	169,210	-	-	-	-	-	-	169,210
64222	1755 MERIDIAN FRESH AIR INTAKES	53,277	-	-	-	-	-	-	53,277
64223	BASS MUSEUM INTERIOR GALLERY WALL	-	-	63,000	-	-	-	-	63,000
64227	21ST STREET RESTROOM RENOVATION	-	-	-	-	-	-	93,000	93,000
64320	CITY HALL -COOLING TOWER CONDENSER	54,316	-	-	-	-	-	-	54,316
64321	BASS MUSEUM CONDENSER WATER PUMPS	45,450	-	-	-	-	-	-	45,450
64322	1755 MERIDIAN ROOF REPLACEMENT	82,000	-	-	-	-	-	-	82,000
64323	MIAMI CITY BALLET ACCESS CONTROL	-	-	50,000	-	-	-	-	50,000
64327	CITY HALL COOLING TOWER RENEWAL	-	-	-	-	-	-	310,000	310,000
64418	THE FILLMORE 40-YR RECERTIFICATION	622,298	-	-	-	-	-	-	622,298
64420	CITY HALL RESTROOM RENOVATIONS	-	-	367,000	-	-	-	-	367,000
64422	MBPD GARAGE EXIT SIGNS AND SAFETY	31,000	-	-	-	-	-	-	31,000
64423	MIAMI CITY BALLET UV LIGHT RETROFIT	-	-	33,000	-	-	-	-	33,000
64427	CITY HALL DOMESTIC WATER PUMP RENEW	-	-	-	-	-	-	128,038	128,038
64521	10TH ST AUDITORIUM HEAT PUMP RENEWL	191,900	-	-	-	-	-	-	191,900
64522	MBPD MAIN ROOF REPAIRS	136,000	700,000	-	-	-	-	-	836,000
64523	MIAMI CITY BALLET BOARD ROOM CARPET	-	-	88,000	-	-	-	-	88,000
64527	CRESPI PARK BUILDING RENOVATION	-	-	-	-	-	-	62,000	62,000
64618	MIAMI CITY BALLET VARIOUS REPAIRS	278,250	-	-	-	-	-	-	278,250
64619	SURFACE LOTS CITYWIDE LANDSCAPING	100,000	-	-	-	-	-	-	100,000
64622	SCOTT RAKOW YOUTH CENTER LIGHTING	102,500	-	-	-	-	-	-	102,500
64623	BASS MUSEUM GALLERY FLOOR RENO.	-	-	226,000	-	-	-	-	226,000
64627	FAIRWAY PARK PAVILION RENOVATION	-	-	-	-	-	-	148,800	148,800
64721	MIDDLE BEACH WATER TOWER PAINTING	50,000	-	-	-	-	-	-	50,000
64722	SHANE ROWING CENTER HVAC UNITS REPL	76,000	-	-	-	-	-	-	76,000
64723	10TH STREET AUDITORIUM SECURITY ENH	-	-	34,000	-	-	-	-	34,000
64727	FIRE STATION 2 ADMIN - CCTV	-	-	-	-	-	-	28,000	28,000
64728	PUBLIC WORKS YARD EQUIPMENT	-	-	-	-	-	-	305,000	305,000
64819	COLONY THEATER - FIRE ALARM SYSTEM	78,000	-	-	-	-	-	-	78,000
64821	SECURITY ENHANCEMENTS CITYWIDE	500,000	-	1,364,726	500,000	135,274	-	-	2,500,000
64823	BASS MUSEUM TRANQUILITY FOUNTAIN	-	-	46,000	-	-	-	-	46,000
64827	FIRE STATION 2 ADMIN -WATER COOLER	-	-	-	-	-	-	28,000	28,000
64828	PUBLIC WORKS YARD WATER DISTRIBUTN.	-	-	-	-	-	-	183,000	183,000
64921	OCEAN RESCUE FIRE ALARM RENEWAL	30,300	-	-	-	-	-	-	30,300

MIAMIBEACH

CITY OF MIAMI BEACH
FY 2023 - 2027 CAPITAL IMPROVEMENT PLAN BY PROGRAM

PROJECT	PROGRAM	Previous Years	FY 2023	FY 2024	FY 2025	FY 2026	FY 2027	Future	Total
64923	PW WHS & SHOPS LED LIGHTS RETROFIT	-	74,000	-	-	-	-	-	74,000
64927	FIRE STATION 2 ADMIN - WATER HEATR	-	-	-	-	-	-	151,200	151,200
65027	FIRE STATION 2 - CALL SYSTEM RENEWL	-	-	-	-	-	-	330,400	330,400
65123	CONV.CTR. VIBRATION ISOLATORS	-	100,000	-	-	-	-	-	100,000
65127	FIRE STATION 2 - EXHAUST SYSTEMS	-	-	-	-	-	-	100,800	100,800
65219	SOUTH POINTE PARK HVAC REPLACEMENT	153,359	-	-	-	-	-	-	153,359
65220	MIAMI CITY BALLET STUDIO FLOORING	179,000	-	-	-	-	-	-	179,000
65223	CONVENTION CTR. EXHIBIT HALL LIGHTS	-	60,000	-	-	-	-	-	60,000
65227	FIRE STATION 2 - FIRE SUPPRESSION	-	-	-	-	-	-	44,800	44,800
65319	CODE / HOUSING OFFICES RELOCATION	577,200	-	-	-	-	-	-	577,200
65320	UNIDAD INTERIOR & EXTERIOR PAINTING	-	-	-	90,000	-	-	-	90,000
65323	SCOTT RAKOW YOUTH CENT. - STRUCTURE	-	312,000	-	-	-	-	-	312,000
65327	FIRE STATION 2 - GAS WATER HEATER	-	-	-	-	-	-	84,000	84,000
65420	MBPD NORTH SUB STATION PARKING LOT	233,000	-	-	-	-	-	-	233,000
65423	NORTH SHORE COMMUNITY CENT. WINDOW	-	140,000	-	-	-	-	-	140,000
65427	FIRE STATION 2 - INTERCOM SYSTEM RE	-	-	-	-	-	-	50,400	50,400
65428	MIAMI BEACH BOTANICAL GARDEN KITCH.	-	-	-	-	-	-	248,000	248,000
65520	MBPD N SUB STN PAINTING, FLOORING	-	-	234,000	-	-	-	-	234,000
65522	BASS MUSEUM 40 YEAR RECERTIFICATION	100,000	-	-	-	-	-	-	100,000
65523	FIRE STATION 3 - HVAC RENEWAL	-	92,000	-	-	-	-	-	92,000
65527	FIRE STATION 2 - PAINTED FINISHED	-	-	-	-	-	-	168,000	168,000
65528	MIAMI BEACH BOTANICAL GARDEN CAMERA	-	-	-	-	-	-	39,200	39,200
65618	FLEET MANAGEMENT STAIRS RESTORATION	-	-	35,000	-	-	-	-	35,000
65623	FIRE STATION 2 - ELEV. CONTR. PANEL	-	57,000	-	-	-	-	-	57,000
65627	FIRE STATION 2 - CARD ACCESS CONTRL	-	-	-	-	-	-	39,200	39,200
65718	FLEET MANAGEMENT WAREHOUSE CEILING	-	-	-	30,000	-	-	-	30,000
65720	HISTORIC CH-ROOF ACCESS LADDER	-	-	100,000	-	-	-	-	100,000
65723	NESS FIRE ALARM PANEL RENEWAL	-	61,000	-	-	-	-	-	61,000
65724	FACILITY MANAGEMENT CHILLER RENEWAL	-	147,000	-	-	-	-	-	147,000
65727	FIRE STATION 2 - SECURITY SYSTEM CC	-	-	-	-	-	-	28,000	28,000
65818	FLEET MANAGEMENT FIRE SPRINKLER	215,000	-	-	-	-	-	-	215,000
65823	FIRE STATION 4 - FIRE ALARM RENEWAL	-	98,000	-	-	-	-	-	98,000
65824	FACILITY MANAGEMENT EXTERIOR WATERP	-	140,000	-	-	-	-	-	140,000
65827	FIRE STATION 2 - WATER COOLERS RENW	-	-	-	-	-	-	39,200	39,200
65918	FLEET MANAGEMENT LED LIGHTING	-	-	-	75,000	-	-	-	75,000

MIAMIBEACH

CITY OF MIAMI BEACH
FY 2023 - 2027 CAPITAL IMPROVEMENT PLAN BY PROGRAM

PROJECT	PROGRAM	Previous Years	FY 2023	FY 2024	FY 2025	FY 2026	FY 2027	Future	Total
65920	MBFD STATIONS SECURITY UPGRADES CW	-	126,000	-	-	-	-	-	126,000
65923	BASS MUSEUM FIRE ALARM REPLACEMENT	-	276,000	-	-	-	-	-	276,000
65924	FACILITY MANAGEMENT AIR COMPRESSOR	-	-	25,760	-	-	-	-	25,760
65927	FIRE STATION 2 ADMIN - CARD ACCESS	-	-	-	-	-	-	28,000	28,000
66018	FLEET MANAGEMENT CONCRETE SPALLING	100,000	-	-	-	-	-	-	100,000
66020	CITY HALL - MAIN ENTRANCE PAVERS	-	-	550,000	-	-	-	-	550,000
66023	BEACH SHOWERS AT LUMMUS PARK	-	171,000	-	-	-	-	-	171,000
66027	FIRE STATION 2 ADMIN - CARPET REPLA	-	-	-	-	-	-	56,000	56,000
66118	FLEET MANAGEMENT BAYS PAINTING	-	-	-	120,000	-	-	-	120,000
66120	LINCOLN RD STONE RESTORATION	368,000	-	-	-	-	-	-	368,000
66123	FIRE STATION 3 - ROOF RENEWAL	-	228,000	-	-	-	-	-	228,000
66127	FIRE STATION 2 ADMIN - HVAC ELECTRI	-	-	-	-	-	-	57,000	57,000
66220	HISTORIC CITY HALL ELEVATOR	257,500	-	-	-	-	-	-	257,500
66227	FIRE STATION 3 - CALL SYSTEM RENEW.	-	-	-	-	-	-	179,200	179,200
66323	17TH STREET GARAGE EXPANSION & UPGR	-	536,000	-	-	-	-	-	536,000
66327	FIRE STATION 3 - DISTRIBUTION EQUIP	-	-	-	-	-	-	131,760	131,760
66427	FIRE STATION 3 - KITCHEN EQUIPMENT	-	-	-	-	-	-	61,600	61,600
66527	FIRE STATION 3 - REPL. EXHAUST SYS	-	-	-	-	-	-	228,000	228,000
66618	SOUTH POINTE PK-FIRE ALARM RENEWAL	35,000	-	-	-	-	-	-	35,000
66627	FIRE STATION 4 - PAINTED FINISH REN	-	-	-	-	-	-	89,600	89,600
66718	BEACH STORAGE AREA ENCLOSURE	170,000	-	-	-	-	-	-	170,000
66722	CLASSROOM BLDG KITTY CAMPUS ROOF	35,000	-	-	-	-	-	-	35,000
66727	FIRE STATION 4 - REPL. EXHAUST SYS	-	-	-	-	-	-	145,600	145,600
66818	WATER STATION ROOF REPLACEMENT	30,000	-	-	-	-	-	-	30,000
66827	FLAMINGO PARK BASEBALL FACILITY RES	-	-	-	-	-	-	93,000	93,000
66918	ANCHOR GAR.-FIRE ALARM REPLACEMENT	221,000	-	-	-	-	-	-	221,000
66927	HISTORIC CITY HALL EXHAUST SYSTEM R	-	-	-	-	-	-	109,800	109,800
67018	ANCHOR GARAGE-STAIRWELL DOORS	27,000	-	-	-	-	-	-	27,000
67027	HISTORIC CITY HALL EXTERIOR LIGHTNG	-	-	-	-	-	-	176,900	176,900
67030	MARINE PATROL EXTERIOR RESTORATION	60,728	-	-	-	-	-	-	60,728
67123	FIRE STATION 3 - SECURITY SYSTEM	-	43,000	-	-	-	-	-	43,000
67127	HISTORIC CITY HALL RESTROOMS RENEW.	-	-	-	-	-	-	976,000	976,000
67200	FIRE STATION 3 FIRE ALARM UPGRADE	47,000	-	-	-	-	-	-	47,000
67227	HISTORIC CITY HALL WATER COOLERS	-	-	-	-	-	-	102,600	102,600
67240	777 BUILDING HVAC 4TH FLOOR	162,121	-	-	-	-	-	-	162,121

MIAMIBEACH

CITY OF MIAMI BEACH
FY 2023 - 2027 CAPITAL IMPROVEMENT PLAN BY PROGRAM

PROJECT	PROGRAM	Previous Years	FY 2023	FY 2024	FY 2025	FY 2026	FY 2027	Future	Total
67322	CONV.CTR PARKING DECK CRACKS REPAIR	280,000	-	-	-	-	-	-	280,000
67323	FIRE STATION 2 ADMIN - EXIT SIGNS	-	34,033	-	-	-	-	-	34,033
67327	NORMANDY ISLE PARK POOL FACILITY	-	-	-	-	-	-	93,000	93,000
67422	EAST CHILLED WATER PIPING INSUL.	35,000	-	-	-	-	-	-	35,000
67427	FIRE STATION 1 - OVERHEAD SECTIONAL	-	-	-	-	-	-	224,000	224,000
67518	1755 MERIDIAN AVE OFFICE SECURITY	35,000	-	-	-	-	-	-	35,000
67522	CANAL PARK LANDSCAPING REPLACEMENT	60,000	-	-	-	-	-	-	60,000
67523	PUBLIC WORKS YARD WAREHOUSE LED LIG	-	90,000	-	-	-	-	-	90,000
67527	FIRE STATION 1 - RESTROOM	-	-	-	-	-	-	114,000	114,000
67622	TERRAZZO FLOOR SCRUBBERS	40,000	-	-	-	-	-	-	40,000
67623	PUBLIC WORKS YARD EXTERIOR LIGHTS	-	112,000	-	-	-	-	-	112,000
67627	FIRE STATION 1 - EXIT SIGNS, EMERGE	-	-	-	-	-	-	56,000	56,000
67722	ENERGY CONSUMPTION MANAGEMENT INTEG	35,000	-	-	-	-	-	-	35,000
67723	PUBLIC WORKS YARD RESTROOM EXHAUST	-	26,000	-	-	-	-	-	26,000
67727	FIRE STATION 1 - WATERPROOFING, EXT	-	-	-	-	-	-	247,000	247,000
67822	CHILLER LINES FLUSHING	5,000	-	-	-	-	-	-	5,000
67823	ELECTRO WAVE ROOF REPAIRS	-	17,000	-	-	-	-	-	17,000
67827	FIRE STATION 1 - FIRE ALARM REPLACE	-	-	-	-	-	-	146,400	146,400
67923	FLEET/SANITATION ROOF DRAIN	-	143,000	-	-	-	-	-	143,000
67927	FIRE STATION 1 - REPL. EXHAUST SYS	-	-	-	-	-	-	285,000	285,000
68023	MBCC 40 YEAR RECERTIFICATION REPAIR	-	1,586,000	-	-	-	-	-	1,586,000
68122	FLEET FACILITY 40 YEAR RE-CERT.	10,000	-	-	-	-	-	-	10,000
68222	FLEET FACILITY PHASE II UPGRADE	201,578	-	-	-	-	-	-	201,578
68322	FLEET FACILITY SECURITY CAMERAS	157,000	-	-	-	-	-	-	157,000
68422	FLEET WARHSE. WTRPRF & ROOF REPAIRS	93,422	-	-	-	-	-	-	93,422
68519	GO#48: POLICE HQ FACILITY	5,500,000	1,073,272	4,500,000	-	-	-	-	11,073,272
68522	FLEET FACILITY GATE	51,000	-	-	-	-	-	-	51,000
68622	FLEET PARKING LOT RESURFACING	96,000	-	-	-	-	-	-	96,000
68720	POLICE HQ & PARKING GAR. FIRE ALARM	246,033	-	-	-	-	-	-	246,033
68760	CITY HALL ELECTRICAL UPGRADES	341,500	-	-	-	-	-	-	341,500
68820	BEACH RESTROOMS EXHAUST SYSTEMS	35,000	-	-	-	-	-	-	35,000
68923	HISTORIC CITY HALL RENOVATIONS	-	2,000,000	-	-	-	-	-	2,000,000
69470	FLEET/SANITATION FIRE ALARM SYSTEM	85,800	-	-	-	-	-	-	85,800
69827	MBPD K-9 TRAINING FACILITY	-	-	-	-	-	-	98,000	98,000
69927	MIAMI BEACH BANDSHELL BACK OF HOUSE	-	-	-	-	-	-	1,525,500	1,525,500

MIAMIBEACH

CITY OF MIAMI BEACH
FY 2023 - 2027 CAPITAL IMPROVEMENT PLAN BY PROGRAM

PROJECT	PROGRAM	Previous Years	FY 2023	FY 2024	FY 2025	FY 2026	FY 2027	Future	Total
		23,515,591	**8,569,305**	**10,855,298**	**1,802,799**	**1,574,464**	**4,704,848**	**24,533,668**	**75,555,973**
PW ENGINEERING									
64122	BOLLARDS INSTALLATION AND REPL.	200,000	-	-	-	-	-	303,000	503,000
PW GREENSPACE MANAGEMENT									
60011	IRRIGATION SYSTEM MACARTHUR CAUSEWY	-	-	-	80,000	-	-	-	80,000
65120	GREENSPACE FACILITY SECURITY SYSTEM	-	-	-	-	-	-	110,000	110,000
66520	SOUTH BEACH ROW LANDSCAPE	280,000	-	-	170,915	229,085	-	-	680,000
		280,000	**-**	**-**	**250,915**	**229,085**	**-**	**110,000**	**870,000**
PW STREETS									
65021	BELLE ISLE PARK LIGHTING ENHANCEMNT	110,000	-	-	-	-	-	-	110,000
TOURISM & CULTURAL DEPARTMENT									
20126	WALK- OFF MATS REPLACEMENT	-	-	-	-	1,500,000	-	-	1,500,000
20127	LED WALLS (VARIOUS LOCATIONS)	-	-	-	-	-	3,000,000	-	3,000,000
20226	EXHIBIT HALL COLUMNS FITTING INSTAL	-	-	-	-	250,000	-	-	250,000
20227	RAIN WATER PIPE RELOCATIONS/ENCLOSU	-	-	-	-	-	300,000	-	300,000
23523	MBCC COOLING TOWER ROOF REPLACEMENT	-	250,000	-	-	-	-	-	250,000
62025	POWER OUTPUT INCREASE TO 400 AMP DI	-	-	-	1,600,000	-	-	-	1,600,000
62026	ROOF TOP COOLING TOWER REPLACEMENT	-	-	-	-	200,000	-	-	200,000
62125	REPLACE THE EAST SIDE BOILER AND HO	-	-	-	250,000	-	-	-	250,000
62126	SOUND DEADENING PRODUCT INSTALLATIO	-	-	-	-	750,000	-	-	750,000
62225	BACK OF HOUSE PLATFORM INSTALLATION	-	-	-	250,000	-	-	-	250,000
62226	FORK LIFTS REPLACMENTS (4)	-	-	-	-	250,000	-	-	250,000
62325	WALK IN COOLERS (FIRST LEVEL WAREHO	-	-	-	300,000	-	-	-	300,000
62425	SMALL WARES/TABLE TOP BANQUET EQUIP	-	-	-	600,000	-	-	-	600,000
62624	MBCC INSTALL CAMLOCK TERMINATION BO	-	-	250,000	-	-	-	-	250,000
62724	MBCC WIRELESS NETWORK REPAIRING/COR	-	-	500,000	-	-	-	-	500,000
62824	AV SYSTEM NETWORK WIRING REDUNDANCY	-	-	40,000	-	-	-	-	40,000
62924	AV SYSTEM REDUNDANT HARDWARE	-	-	30,000	-	-	-	-	30,000
63024	AV SYSTEM AMPLIFIER POWER REWIRING	-	-	27,000	-	-	-	-	27,000
63124	EXTERIOR ELEVATOR SHAFTS FRENCH CLE	-	-	750,000	-	-	-	-	750,000
63224	XHALL VENTILATION EXTRACTION SYSTEM	-	-	100,000	-	-	-	-	100,000
63324	BALLROOM BEAM DETECTORS REPLACEMENT	-	-	1,000,000	-	-	-	-	1,000,000
63424	ADDITIONAL SURGE PROTECTION AND PHA	-	-	300,000	-	-	-	-	300,000
63524	FIBER CONNECTIVITY FROM MBCC TO PRI	-	-	100,000	-	-	-	-	100,000
63624	WALK IN COOLER/FREEZER (NEW MAIN KI	-	-	500,000	-	-	-	-	500,000
63724	LACTATION POD	-	-	35,000	-	-	-	-	35,000

MIAMIBEACH

CITY OF MIAMI BEACH
FY 2023 - 2027 CAPITAL IMPROVEMENT PLAN BY PROGRAM

PROJECT	PROGRAM	Previous Years	FY 2023	FY 2024	FY 2025	FY 2026	FY 2027	Future	Total
63824	PLANT MATERIAL REPLACEMENT/ADDITION	-	-	150,000	-	-	-	-	150,000
63924	LOWER CONCRETE UNDER STRC. BEAM	-	-	400,000	-	-	-	-	400,000
64024	ADDITIONAL ELECTRICAL 100AMP OUTLET	-	-	600,000	-	-	-	-	600,000
64124	PORTABLE LED VMS BOARDS	-	-	40,000	-	-	-	-	40,000
64928	BACK OF HOUSE AREAS PROTECTION	-	-	-	-	-	200,000	-	200,000
65022	CONV.CTR. RUBBER WALLS REPLACEMENT	184,000	-	-	-	-	-	-	184,000
65023	CONV.CTR. EXHIBIT HALLS FIRE STROBE	-	300,000	-	-	-	-	-	300,000
65122	CONV.CTR. ADDITNL SECURITY CAMERAS	250,000	350,000	-	-	-	-	-	600,000
68123	ADDITIONAL FIRE PUMP INSTALLATION	-	250,000	-	-	-	-	-	250,000
68223	MBCC ELECTRICAL SWITCH GEAR	-	300,000	-	-	-	-	-	300,000
		434,000	**1,450,000**	**4,822,000**	**3,000,000**	**2,950,000**	**3,500,000**	**-**	**16,156,000**
	TOTAL:	**30,978,450**	**9,357,224**	**20,769,798**	**5,398,214**	**6,265,549**	**9,032,848**	**43,284,668**	**125,086,751**
SEAWALLS									
CAPITAL IMPROVEMENT PROGRAM									
27600	SEAWALL-BOTANICAL GARDEN	1,208,662	-	-	-	-	-	-	1,208,662
28300	SHANE WATERSPORT SEAWALL	784,000	-	-	-	-	-	-	784,000
28790	CONVENTION CENTER DR TO WASHINGTON	1,800,000	-	-	-	-	-	-	1,800,000
		3,792,662	**-**	**-**	**-**	**-**	**-**	**-**	**3,792,662**
PW ADMINISTRATION									
20220	SEAWALL-DICKENS AV SHORELINE	435,394	-	-	-	-	-	-	435,394
29560	BRITTANY BAY PARK SEAWALL	1,109,000	-	-	-	-	-	-	1,109,000
		1,544,394	**-**	**-**	**-**	**-**	**-**	**-**	**1,544,394**
PW ENGINEERING									
23618	LENOX COURT & JEFFERSON AVE SEAWALL	300,000	-	-	-	-	-	-	300,000
27170	SEAWALL-BISCAYNE BAY ST END PH. II	1,694,058	-	-	-	-	-	-	1,694,058
27919	GO#39: SEAWALLS & SHORELINES	5,000,000	-	5,000,000	-	-	-	-	10,000,000
28740	SEAWALL - HOLOCAUST MEMORIAL	100,000	-	-	-	-	-	-	100,000
28780	SEAWALL DADE BLVD - WASHINGTON AVE	1,625,000	-	-	-	-	-	-	1,625,000
28820	INDIAN BEACH PARK SEAWALL	715,000	-	-	-	-	-	-	715,000
29020	CITYWIDE SEAWALL REHAB	15,000,000	-	-	-	-	10,000,000	10,000,000	35,000,000
29500	COLLINS CANAL ENHANCEMENT PROJECT	5,458,889	-	-	-	-	-	-	5,458,889
		29,892,947	**-**	**5,000,000**	**-**	**-**	**10,000,000**	**10,000,000**	**54,892,947**
	TOTAL:	**35,230,003**	**-**	**5,000,000**	**-**	**-**	**10,000,000**	**10,000,000**	**60,230,003**

MIAMIBEACH

CITY OF MIAMI BEACH
FY 2023 - 2027 CAPITAL IMPROVEMENT PLAN BY PROGRAM

PROJECT	PROGRAM	Previous Years	FY 2023	FY 2024	FY 2025	FY 2026	FY 2027	Future	Total
STREET / SIDEWALKS STREETSCAPE									
CAPITAL IMPROVEMENT PROGRAM									
20597	WEST AVENUE PHASE II	105,140,819	-	-	-	-	-	-	105,140,819
21118	STILLWATER ENTRANCE SIGN	225,000	-	-	-	-	-	-	225,000
21270	VENETIAN NEIGH. -ISLANDS	47,742,927	-	-	-	-	-	-	47,742,927
22050	BAYSHORE NEIGH. BID PACK A	25,085,154	-	-	-	-	-	-	25,085,154
23180	BAYSHORE NEIGH. BID PACK D	16,219,307	-	-	-	-	-	-	16,219,307
23270	CITY CENTER COMMERCIAL DISTRICT BPB	25,809,526	-	-	-	-	-	54,787,421	80,596,947
23380	PALM & HIBISCUS NEIGHBORHOOD IMPROVEMENTS	50,217,164	-	-	-	-	-	600,000	50,817,164
27319	GO#31: OCEAN DRIVE CORRIDOR	2,000,000	-	18,000,000	-	-	-	-	20,000,000
27419	GO#32: PALM & HIBISCUS LANDSCAPING	1,000,000	-	-	-	-	-	-	1,000,000
28610	RUE VENDOME PUBLIC PLAZA	2,511,705	-	-	-	-	-	-	2,511,705
28940	BAYSHORE NEIGH. CENTRAL - SOUTH	20,407,204	-	-	-	-	-	-	20,407,204
29300	LINCOLN RD LENOX-COLLINS W/SIDE ST.	40,000,000	-	-	-	-	-	-	40,000,000
29310	CONVENTION CNTR LINCN RD CONNECTOR	11,800,000	-	-	-	-	-	3,468,000	15,268,000
29320	17TH STREET NORTH IMPROVEMENTS	2,000,000	-	-	-	-	-	-	2,000,000
29530	COLLINS PARK ANCILLARY IMPROVEMENTS	4,000,000	-	-	-	-	-	-	4,000,000
69790	SUNSET 3 & 4 UTILITY PAYMENT	1,532,002	-	-	-	-	-	-	1,532,002
		355,690,808	**-**	**18,000,000**	**-**	**-**	**-**	**58,855,421**	**432,546,229**
ECONOMIC DEVELOPMENT									
21019	SHORT-TERM 41ST ST RECOMMENDATIONS	100,000	-	-	-	-	-	-	100,000
27719	GO#36: WASHINGTON AVE. CORRIDOR	1,000,000	-	9,000,000	-	-	-	-	10,000,000
28019	GO#40: 41 ST. CORRIDOR	2,080,318	-	12,919,682	-	-	-	-	15,000,000
		3,180,318	**-**	**21,919,682**	**-**	**-**	**-**	**-**	**25,100,000**
ENVIRONMENT SUSTAINABILITY									
20197	CITY CENTER RESILIENCY ENHANCEMENTS	1,000,000	-	-	-	-	-	-	1,000,000
66420	DADE BOULEVARD PEDESTRIAN PATHWAY	225,000	-	-	-	-	-	-	225,000
68219	GO#33: STREET TREE MASTER PLAN	2,620,000	-	2,380,000	-	-	-	-	5,000,000
		3,845,000	**-**	**2,380,000**	**-**	**-**	**-**	**-**	**6,225,000**
PROPERTY MANAGEMENT									
29880	LINCOLN RD MALL ADA PEDESTRIAN	87,500	-	-	-	-	-	-	87,500
65921	71ST STREET BUSINESS CORRIDOR LIGHT	69,000	-	-	-	-	-	-	69,000
69620	S. BOWL SIGNAGE/ PAINTING/ LIGHTING	150,000	-	-	-	-	-	-	150,000
		306,500	**-**	**-**	**-**	**-**	**-**	**-**	**306,500**
PW ADMINISTRATION									
20922	NORMANDY ISLES DRAINAGE IMPROVEMENT	-	-	-	-	26,280,000	147,460,000	118,260,000	292,000,000
21822	WASHINGTON AVENUE MILLING & RESURFA	1,604,000	-	-	-	-	-	-	1,604,000

MIAMIBEACH

CITY OF MIAMI BEACH
FY 2023 - 2027 CAPITAL IMPROVEMENT PLAN BY PROGRAM

PROJECT	PROGRAM	Previous Years	FY 2023	FY 2024	FY 2025	FY 2026	FY 2027	Future	Total
24020	ORCHARD PARK	250,000	-	-	-	-	-	13,688,421	13,938,421
24120	TOWN CENTER	-	-	-	64,522,252	52,022,252	-	-	116,544,504
24619	GO#37: SIDEWALK IMPROVEMENTS	4,619,682	-	4,480,318	-	-	-	3,900,000	13,000,000
27360	RESTORATIVE TREEWELL-PH 4-SOUTH BCH	690,000	-	-	-	-	-	-	690,000
27519	GO#34: ABOVE GROUND IMPROVEMENTS	-	-	23,000,000	-	-	-	20,000,000	43,000,000
27619	GO#35: FLAMINGO PARK NEIGHBORHOOD	-	-	-	-	-	-	20,000,000	20,000,000
27819	GO#38: STREET PAVEMENT	5,800,000	-	12,100,000	-	-	-	12,100,000	30,000,000
28119	GO#41: LA GORCE NEIGHBORHOOD	-	-	-	-	-	-	14,000,000	14,000,000
28219	GO#44: NORTH SHORE NEIGHBORHOOD	-	-	-	-	-	-	8,000,000	8,000,000
28719	GO#53: SECURITY FOR PUBLIC SPACES	2,000,000	(84)	2,350,000	-	-	-	-	4,349,916
29810	ALLEYWAY RESTORATION PH III	532,500	-	-	-	-	-	100,000	632,500
61117	RESTORATIVE TREE WELL TREATMENT	292,000	-	-	-	-	-	-	292,000
		15,788,182	**(84)**	**41,930,318**	**64,522,252**	**78,302,252**	**147,460,000**	**210,048,421**	**558,051,341**
PW ENGINEERING									
20078	CITYWIDE STREET PAVEMENT	-	-	-	-	-	-	15,000,000	15,000,000
20177	OCEAN DR. EXTENDED SIDEWALK PROJECT	164,650	-	-	-	-	-	-	164,650
20422	FLAMINGO NEIGHBORHOOD	300,000	-	-	-	-	-	214,000,000	214,300,000
20522	NAUTILUS NEIGHBORHOOD	-	-	-	-	-	-	29,486,421	29,486,421
20587	1ST STREET-ALTON RD TO WASHINGTON	46,870,741	-	-	-	-	-	-	46,870,741
23220	NORTH SHORE NEIGH. IMPROVEMENTS	7,339,268	(144,428)	-	-	-	-	60,127,421	67,322,261
23240	LA GORCE NEIGHBORHOOD IMPROVEMENTS	2,267,140	-	-	-	-	-	80,000,000	82,267,140
23360	WEST AVE/BAY RD NEIGH.	25,902,873	-	-	-	-	-	-	25,902,873
60237	COLLINS / HARDING ALLEY RESTORATION	100,000	-	-	-	-	-	-	100,000
		82,944,672	**(144,428)**	**-**	**-**	**-**	**-**	**398,613,842**	**481,414,086**
PW GREENSPACE MANAGEMENT									
29760	RESTORATIVE TREEWELL-PH 3	683,911	-	-	-	-	-	-	683,911
61619	NORTH BEACH ROW LANDSCAPING	270,000	-	312,613	112,613	-	-	-	695,226
62019	MIDDLE BEACH ROW LANDSCAPE	226,285	-	-	300,000	50,000	-	100,000	676,285
63521	RESTORATIVE TREE WELL CITYWIDE	-	-	-	-	480,000	-	240,000	720,000
64119	INDIAN CREEK LANDSCAPE & IRRIGATION	1,200,000	1,227,000	-	-	-	-	-	2,427,000
		2,380,196	**1,227,000**	**312,613**	**412,613**	**530,000**	**-**	**340,000**	**5,202,422**
PW STREETS									
20000	PAVEMENT & SIDEWALK PROGRAM	1,732,986	-	-	-	-	-	-	1,732,986
25650	CITYWIDE CURB RAMP INSTALLATION	112,560	-	-	-	-	-	-	112,560

MIAMIBEACH

CITY OF MIAMI BEACH
FY 2023 - 2027 CAPITAL IMPROVEMENT PLAN BY PROGRAM

PROJECT	PROGRAM	Previous Years	FY 2023	FY 2024	FY 2025	FY 2026	FY 2027	Future	Total
28630	BONITA DRIVE STREET END IMPROVEMENT	135,000	-	-	-	-	-	-	135,000
		1,980,546	**-**	**-**	**-**	**-**	**-**	**-**	**1,980,546**
TRANSPORTATION									
27910	MERIDIAN AVE SHARED USE PATH	1,034,000	-	-	-	-	-	-	1,034,000
62222	WEST AVENUE BICYCLE LANES PHASE II	131,000	534,000	-	-	-	-	-	665,000
62322	ORCHARD PARK TRAFFIC CALMING	245,505	1,474,000	-	-	-	-	-	1,719,505
62617	72ND STREET PROTECTED BIKE LANE	519,000	-	-	-	-	-	-	519,000
69828	SLOW STREETS	-	-	-	-	-	-	1,200,000	1,200,000
		1,929,505	**2,008,000**	**-**	**-**	**-**	**-**	**1,200,000**	**5,137,505**
	TOTAL:	**468,045,727**	**3,090,488**	**84,542,613**	**64,934,865**	**78,832,252**	**147,460,000**	**669,057,684**	**1,515,963,629**
STREET LIGHTING									
PROPERTY MANAGEMENT									
27070	BEACHWALK LIGHTING RETRO	665,625	-	-	-	-	-	-	665,625
62940	CITYWIDE PARKING LOT LIGHTING	450,000	-	-	-	-	-	-	450,000
		1,115,625	**-**	**-**	**-**	**-**	**-**	**-**	**1,115,625**
PW ADMINISTRATION									
64918	SMART LIGHTING MASTER PLAN	2,463,895	-	400,000	800,000	903,233	296,767	-	4,863,895
69019	GO#55: STREET LIGHTING IMPROVEMENTS	3,500,000	-	6,500,000	-	-	-	-	10,000,000
		5,963,895	**-**	**6,900,000**	**800,000**	**903,233**	**296,767**	**-**	**14,863,895**
PW ENGINEERING									
21218	5TH STREET FLYOVER LIGHTING	148,779	-	-	-	-	-	-	148,779
PW STREETS									
27800	STREET LIGHTING IMPROVEMENTS	996,305	-	629,000	-	-	-	50,000,000	51,625,305
	TOTAL:	**8,224,604**	**-**	**7,529,000**	**800,000**	**903,233**	**296,767**	**50,000,000**	**67,753,604**
TRANSIT / TRANSPORTATION									
CAPITAL IMPROVEMENT PROGRAM									
20327	2 WAY CONVERSION 42ND ST. SHERIDAN	510,000	-	-	-	-	-	-	510,000
64190	ENTRANCE SIGNS TO NORTH BEACH	658,000	-	831,679	91,000	-	-	-	1,580,679
65221	PINE TREE DR./46TH ST. TRAFFIC CRCL	603,603	-	-	-	-	-	4,341,000	4,944,603
		1,771,603	**-**	**831,679**	**91,000**	**-**	**-**	**4,341,000**	**7,035,282**
PROPERTY MANAGEMENT									
61525	20TH STREET NEIGHBORHOOD GREENWAY	-	-	-	12,750	99,395	-	-	112,145
TRANSPORTATION									
20018	ADAPTIVE TRAFFIC SIGNAL CONTROLS	-	-	-	-	-	-	1,800,000	1,800,000
20118	BAYSHORE NEIGH. TRAFFIC CALMING 1A	378,075	-	-	-	-	-	-	378,075
20200	TRANSPORTATION CAPITAL INITIATIVE	42,492,028	-	-	-	-	-	-	42,492,028
20218	NAUTILUS TRAFFIC CALMING PHASE I	355,500	-	-	-	-	-	-	355,500
20221	16TH STREET PROTECTED BIKE LANES	90,000	-	-	-	-	-	560,000	650,000

MIAMIBEACH

CITY OF MIAMI BEACH
FY 2023 - 2027 CAPITAL IMPROVEMENT PLAN BY PROGRAM

PROJECT	PROGRAM	Previous Years	FY 2023	FY 2024	FY 2025	FY 2026	FY 2027	Future	Total
20318	VENETIAN ILLUMINATED CROSSWALKS	180,000	-	-	-	-	-	-	180,000
20617	NEW BUS SHELTER DESIGNS	504,251	-	-	-	-	-	-	504,251
20620	LA GORCE / PINE TREE DR BIKE LANES	230,000	-	1,672,050	-	-	-	-	1,902,050
20818	ROYAL PALM NEIGHBORHOOD GREENWAY	430,000	-	-	-	-	-	-	430,000
21014	BICYCLE LANES/SHARED USE PTH IMPROV	130,000	1,635,000	-	1,607,358	318,773	53,869	756,000	4,501,000
21419	MERIDIAN AVENUE PEDESTRIAN CROSSING	410,000	-	-	-	-	-	-	410,000
21522	ALTON ROAD SHARED USE PATH PHASE II	-	-	-	-	-	-	3,631,000	3,631,000
22518	ENHANCED CROSSWALKS	480,000	-	-	-	-	-	-	480,000
22823	MERIDIAN AVENUE & LINCLN. LN. CROSS	-	46,000	-	-	-	-	193,058	239,058
22923	HAWTHORNE AVENUE NEIGHBORHOOD GREEN	-	157,000	-	-	-	-	1,219,239	1,376,239
23020	ALTON RD & 16TH STREET INTERSECTION	540,000	-	-	-	-	-	-	540,000
23223	SOUTH OF FIFTH NEIGH. TRAFFIC CALM.	-	979,112	-	-	-	-	-	979,112
23323	SOUTH OF FIFTH NEIGHBORHOOD TRAFFIC	-	31,150	-	-	-	-	-	31,150
27860	51ST STREET NEIGHBORHOOD GREENWAY	50,000	160,000	-	-	-	-	1,263,971	1,473,971
27940	EUCLID AVE. PROTECTED BICYCLE LANE	470,000	-	-	-	-	-	-	470,000
28080	INTELLIGENT TRANSPORT SYSTEM	18,776,260	-	-	-	-	-	-	18,776,260
60177	SOUTH BEACH PEDESTRIAN ZONES	950,000	-	-	200,000	-	-	1,665,804	2,815,804
60222	NORTH BEACH GREENWAYS PHASE III	-	-	-	-	-	-	1,320,220	1,320,220
60257	BAY DRIVE NEIGHBORHOOD GREENWAY	100,000	-	-	-	-	-	-	100,000
60327	10TH STREET NEIGHBORHOOD GREENWAY	190,000	233,000	-	-	-	-	1,080,000	1,503,000
61625	NORTH BAY ROAD NEIGH. GREENWAY	-	-	-	649,787	-	-	4,927,109	5,576,896
61725	FAIRWAY DRIVE SHARED-USE PATH	-	-	-	654,500	-	-	5,102,251	5,756,751
61825	BIARRITZ DR. NEIGHBORHOOD GREENWAY	-	-	-	265,200	-	-	2,067,406	2,332,606
61826	69TH STREET BUFFERED BIKE LANES	-	-	-	-	182,210	-	1,103,714	1,285,924
62224	6TH STREET NEIGHBORHOOD GREENWAY	-	-	525,000	2,382,450	-	-	-	2,907,450
62324	71ST STREET DICKENS AVENUE INTERSEC	-	-	161,500	1,258,997	-	-	-	1,420,497
62424	RAISED CROSSWALKS AND INTERSECTIONS	-	-	124,000	792,360	-	-	-	916,360
62517	MERIDIAN AVENUE BICYCLE LANES	250,000	-	-	-	-	-	-	250,000
62521	NORTH BEACH GREENWAYS- PHASE II	714,230	-	-	-	-	-	-	714,230
62717	73RD STREET PROTECTED BIKE LANES	239,000	-	-	-	-	-	-	239,000
63428	SOUTH BEACH PROMENADE	-	-	-	-	-	-	24,826,000	24,826,000
63528	DADE BOULEVARD AND MICHIGAN AVENUE	-	-	-	-	-	-	3,151,548	3,151,548
63628	21ST STREET PROTECTED BICYCLE LANES	-	-	-	-	-	-	1,662,729	1,662,729
63728	MERIDIAN AVENUE NEIGH. GREENWAY	-	-	-	-	-	-	3,738,150	3,738,150
63828	INDIAN CREEK CAPACITY IMPROVEMENTS	-	-	-	-	-	-	3,473,558	3,473,558

MIAMIBEACH

CITY OF MIAMI BEACH
FY 2023 - 2027 CAPITAL IMPROVEMENT PLAN BY PROGRAM

PROJECT	PROGRAM	Previous Years	FY 2023	FY 2024	FY 2025	FY 2026	FY 2027	Future	Total
63928	15TH STREET NEIGHBORHOOD GREENWAY	-	-	-	-	-	-	2,803,613	2,803,613
64028	MULTIMODAL IMPROVEMENTS TO CITY PED	-	-	-	-	-	-	3,740,000	3,740,000
64128	MIDDLE BEACH INTERMODAL STATION	-	-	-	-	-	-	6,639,741	6,639,741
64228	DADE BOULEVARD PROTECTED BICYCLE LN	-	-	-	-	-	-	3,151,548	3,151,548
64628	SOUTH OF FIFTH NEIGHBORHOOD TRAFFIC	-	-	-	-	-	-	829,682	829,682
65321	PRAIRIE AVE/44TH ST. TRAFFIC CIRCLE	604,420	-	-	-	-	-	-	604,420
66122	INDIAN CREEK DR PROTECTED BIKE LANE	131,000	737,000	-	-	-	-	-	868,000
66222	71ST STREET BRIDGE BIKE LANES	100,000	-	-	-	-	-	-	100,000
66923	SOUTH POINTE DRIVE PROTECTED BIKE	-	161,000	-	-	-	-	1,252,371	1,413,371
67023	SOUTH OF FIFTH NEIGHBORHOOD TRAFFIC	-	82,481	-	-	-	-	-	82,481
68419	GO#42: TRAFFIC CALMING	1,500,000	-	500,000	-	-	-	-	2,000,000
68619	GO#43: BIKE LANES & SHARED USE PATH	2,380,000	-	2,620,000	-	-	-	-	5,000,000
69820	NORTH BEACH GREENWAYS PHASE I	448,625	-	-	-	-	-	-	448,625
		73,123,389	**4,221,743**	**5,602,550**	**7,810,652**	**500,983**	**53,869**	**81,958,712**	**173,271,898**
	TOTAL:	**74,894,992**	**4,221,743**	**6,434,229**	**7,914,402**	**600,378**	**53,869**	**86,299,712**	**180,419,325**
UTILITIES									
ENVIRONMENT SUSTAINABILITY									
62619	ENERGY SUB-METERS IN MUN. BUILDINGS	68,000	-	-	-	-	-	-	68,000
PW ADMINISTRATION									
20124	ALLISON ISLAND NORTH	-	-	-	-	-	-	6,154,321	6,154,321
20224	NORMANDY SHORES	-	-	-	-	-	-	29,147,027	29,147,027
20323	LA GORCE ISLAND	-	-	-	-	-	-	9,104,921	9,104,921
20324	BELLE ISLE	-	-	-	-	-	-	4,550,621	4,550,621
20424	BISCAYNE BEACH	-	-	-	-	-	-	20,445,421	20,445,421
20524	BISCAYNE POINT	-	-	-	-	-	-	13,266,321	13,266,321
20624	CENTRAL BAYSHORE	-	-	-	-	-	-	7,963,400	7,963,400
20724	INDIAN CREEK PARKWAY	-	-	-	-	-	-	9,217,121	9,217,121
20824	PARK VIEW ISLAND	-	-	-	-	-	-	4,759,121	4,759,121
20924	STAR ISLAND	-	-	-	-	-	-	6,032,621	6,032,621
21122	SUNSET ISLAND 1	-	-	-	-	-	-	5,319,421	5,319,421
21222	SUNSET ISLAND 2	-	-	-	-	-	-	7,446,121	7,446,121
21424	CITYWIDE INTERIM FLOOD SOLUTIONS	-	-	15,955,496	4,800,000	3,600,000	4,700,000	5,200,000	34,255,496
22320	LAKEVIEW NEIGHBORHOOD IMPROVEMENTS	-	-	-	-	-	-	41,000,000	41,000,000
22418	MT. SINAI STORMWATER PUMP STATION	-	-	-	-	-	-	19,727,421	19,727,421
60319	WATER METER REPLACEMENT PROGRAM	16,104,893	-	-	-	-	-	-	16,104,893
60419	DERM & EPA CONSENT DECREE	1,900,000	2,800,000	2,800,000	2,800,000	2,800,000	-	-	13,100,000

MIAMIBEACH

CITY OF MIAMI BEACH
FY 2023 - 2027 CAPITAL IMPROVEMENT PLAN BY PROGRAM

PROJECT	PROGRAM	Previous Years	FY 2023	FY 2024	FY 2025	FY 2026	FY 2027	Future	Total
65421	VALVE REPLACEMENT PROGRAM	2,791,488	-	-	-	-	-	-	2,791,488
		20,796,381	**2,800,000**	**18,755,496**	**7,600,000**	**6,400,000**	**4,700,000**	**189,333,858**	**250,385,735**
PW ENGINEERING									
20527	FDOT UTILITIES RELOCATION	2,577,529	-	-	27,000,000	-	-	-	29,577,529
20619	WASTE WATER STATIONS REHABILITATION	15,174,133	-	3,194,267	2,802,046	8,069,325	5,571,381	-	34,811,152
20719	SCADA AND PLC SYSTEMS	7,238,000	-	-	-	-	-	-	7,238,000
21220	INDIAN CREEK STREET DRAINAGE IMP.	22,308,926	-	-	-	-	-	-	22,308,926
21720	DRAINAGE SYSTEM WATER QUALITY PILOT	500,000	-	-	-	-	-	-	500,000
23000	SUNSET HARBOUR PUMPSTATION UPGRADES	28,275,370	-	-	-	-	-	-	28,275,370
27370	54IN DIAMETER REDUNDANT SEWER FORCE	17,644,487	-	-	-	-	-	-	17,644,487
28120	WATER PUMP STATIONS IMPROVEMENTS	8,190,937	-	2,595,063	9,972,155	4,654,113	7,045,776	-	32,458,044
28220	WASTEWATER MANHOLE REHABILITATION	4,637,000	581,339	2,752,016	-	-	-	-	7,970,355
28320	SEWER PUMP STATION ODOR CONTROL	850,600	850,000	1,000,000	-	-	-	-	2,700,600
28520	WATER & WASTEWATER MAINS AND REHAB	34,251,419	6,520,427	56,510,525	8,534,710	7,486,611	4,053,930	89,446,249	206,803,871
28920	BIOSWALE PILOT PROJECT	850,000	-	-	-	-	-	-	850,000
29820	STORM WATER OUTFALLS	2,000,000	-	-	-	-	-	-	2,000,000
		144,498,401	**7,951,766**	**66,051,871**	**48,308,911**	**20,210,049**	**16,671,087**	**89,446,249**	**393,138,334**
TRANSPORTATION									
22018	FIBER COMMUNICATIONS INSTALLATION	292,000	-	-	-	-	-	-	292,000
	TOTAL:	**165,654,782**	**10,751,766**	**84,807,367**	**55,908,911**	**26,610,049**	**21,371,087**	**278,780,107**	**643,884,069**
	GRAND TOTAL:	**1,748,243,934**	**73,657,820**	**322,111,075**	**149,767,054**	**128,438,505**	**199,061,069**	**1,200,672,500**	**3,821,951,957**

MIAMIBEACH

CITY OF MIAMI BEACH
FY 2023 - 2027 CAPITAL IMPROVEMENT PLAN BY FUNDING SUMMARY

PROJECT	PROJECT NAME	Previous Years	FY 2023	FY 2024	FY 2025	FY 2026	FY 2027	Future	Total
106 TRANSPORTATION FUND 106									
20118	BAYSHORE NEIGH. TRAFFIC CALMING 1A	378,075	-	-	-	-	-	-	378,075
20218	NAUTILUS TRAFFIC CALMING PHASE I	355,500	-	-	-	-	-	-	355,500
20221	16TH STREET PROTECTED BIKE LANES	90,000	-	-	-	-	-	-	90,000
20318	VENETIAN ILLUMINATED CROSSWALKS	180,000	-	-	-	-	-	-	180,000
20617	NEW BUS SHELTER DESIGNS	504,251	-	-	-	-	-	-	504,251
20620	LA GORCE / PINE TREE DR BIKE LANES	230,000	-	1,672,050	-	-	-	-	1,902,050
21014	BICYCLE LANES/SHARED USE PTH IMPROV	-	700,000	-	-	-	-	-	700,000
60327	10TH STREET NEIGHBORHOOD GREENWAY	190,000	-	-	-	-	-	-	190,000
61525	20TH STREET NEIGHBORHOOD GREENWAY	-	-	-	12,750	99,395	-	-	112,145
61625	NORTH BAY ROAD NEIGH. GREENWAY	-	-	-	649,787	-	-	4,927,109	5,576,896
61725	FAIRWAY DRIVE SHARED-USE PATH	-	-	-	654,500	-	-	5,102,251	5,756,751
61825	BIARRITZ DR. NEIGHBORHOOD GREENWAY	-	-	-	265,200	-	-	2,067,406	2,332,606
61826	69TH STREET BUFFERED BIKE LANES	-	-	-	-	182,210	-	1,103,714	1,285,924
62222	WEST AVENUE BICYCLE LANES PHASE II	108,000	-	-	-	-	-	-	108,000
62224	6TH STREET NEIGHBORHOOD GREENWAY	-	-	525,000	2,382,450	-	-	-	2,907,450
62322	ORCHARD PARK TRAFFIC CALMING	138,000	-	-	-	-	-	-	138,000
62324	71ST STREET DICKENS AVENUE INTERSEC	-	-	161,500	1,258,997	-	-	-	1,420,497
62424	RAISED CROSSWALKS AND INTERSECTIONS	-	-	124,000	792,360	-	-	-	916,360
66122	INDIAN CREEK DR PROTECTED BIKE LANE	131,000	737,000	-	-	-	-	-	868,000
20018	ADAPTIVE TRAFFIC SIGNAL CONTROLS	-	-	-	-	-	-	1,800,000	1,800,000
21522	ALTON ROAD SHARED USE PATH PHASE II	-	-	-	-	-	-	3,631,000	3,631,000
63428	SOUTH BEACH PROMENADE	-	-	-	-	-	-	24,826,000	24,826,000
63528	DADE BOULEVARD AND MICHIGAN AVENUE	-	-	-	-	-	-	3,151,548	3,151,548
63628	21ST STREET PROTECTED BICYCLE LANES	-	-	-	-	-	-	1,662,729	1,662,729
63728	MERIDIAN AVENUE NEIGH. GREENWAY	-	-	-	-	-	-	3,738,150	3,738,150
63828	INDIAN CREEK CAPACITY IMPROVEMENTS	-	-	-	-	-	-	3,473,558	3,473,558
63928	15TH STREET NEIGHBORHOOD GREENWAY	-	-	-	-	-	-	2,803,613	2,803,613
64028	MULTIMODAL IMPROVEMENTS TO CITY PED	-	-	-	-	-	-	3,740,000	3,740,000
64128	MIDDLE BEACH INTERMODAL STATION	-	-	-	-	-	-	6,639,741	6,639,741
64228	DADE BOULEVARD PROTECTED BICYCLE LN	-	-	-	-	-	-	3,151,548	3,151,548
	Fund Total:	**2,304,826**	**1,437,000**	**2,482,550**	**6,016,044**	**281,605**	**-**	**71,818,367**	**84,340,392**
112 RESILIENCY									
20587	1ST STREET-ALTON RD TO WASHINGTON	19,224,594	-	-	-	-	-	-	19,224,594
20597	WEST AVENUE PHASE II	15,000,000	(5,564,869)	-	-	-	-	-	9,435,131
21220	INDIAN CREEK STREET DRAINAGE IMP.	4,998,548	-	-	-	-	-	-	4,998,548
26270	BAYSHORE PARK (PAR 3)	3,500,000	-	-	-	-	-	-	3,500,000

MIAMIBEACH

CITY OF MIAMI BEACH
FY 2023 - 2027 CAPITAL IMPROVEMENT PLAN BY FUNDING SUMMARY

PROJECT	PROJECT NAME	Previous Years	FY 2023	FY 2024	FY 2025	FY 2026	FY 2027	Future	Total
29020	CITYWIDE SEAWALL REHAB	5,000,000	-	-	-	-	-	-	5,000,000
29310	CONVENTION CNTR LINCN RD CONNECTOR	1,800,000	-	-	-	-	-	-	1,800,000
	Fund Total:	**49,523,142**	**(5,564,869)**	**-**	**-**	**-**	**-**	**-**	**43,958,273**
115 HUD SECTION 108 LOAN									
23220	NORTH SHORE NEIGH. IMPROVEMENTS	1,017,391	-	-	-	-	-	-	1,017,391
	Fund Total:	**1,017,391**	**-**	**-**	**-**	**-**	**-**	**-**	**1,017,391**
121 SUNSET ISLAND 3&4 UNDERGROUND									
69790	SUNSET 3 & 4 UTILITY PAYMENT	1,532,002	-	-	-	-	-	-	1,532,002
	Fund Total:	**1,532,002**	**-**	**-**	**-**	**-**	**-**	**-**	**1,532,002**
125 CAPITAL RENEWAL & REPLACEMENT									
20000	PAVEMENT & SIDEWALK PROGRAM	37,986	-	-	-	-	-	-	37,986
20001	ALTON ROAD FOUNTAIN AT 20TH STREET	20,150	-	-	-	-	-	-	20,150
20237	FAIRWAY PARK IMPROVEMENTS	1,923	-	-	-	-	-	-	1,923
21821	MBPD HEADQUARTERS RENOVATION	99,600	-	-	-	-	-	-	99,600
27800	STREET LIGHTING IMPROVEMENTS	300,000	-	-	-	-	-	-	300,000
28550	LIFEGUARD STAND REPLACEMENTS	141,189	-	-	-	-	-	-	141,189
60007	POLICE STATION NEW GENERATOR	625,000	-	-	-	-	-	-	625,000
60038	SOUTH SHORE C.C. FIRE ALARM RENEWAL	11,370	-	-	-	-	-	-	11,370
60420	FIRE STATION 2-A/C REPLACEMENT	33,545	-	-	-	-	-	-	33,545
60426	FIRE STATION 2 ADMIN - INT. PAINT	-	-	-	72,150	23,850	-	-	96,000
60427	NORTH SHORE COMMUNITY CENTER - HVAC	-	-	-	-	-	35,000	-	35,000
60519	CITY HALL 40-YR STRUCTURAL	262,823	-	-	-	-	-	-	262,823
60520	MBPD-CONDENSER AND PUMPS	-	-	56,312	68,688	-	-	-	125,000
60525	ELECTRIC VEHICLE CHARGING STATIONS	-	-	-	6,961	-	-	-	6,961
60526	FIRE STATION 2 ADMIN - 1ST & 2ND FL	-	-	-	-	96,000	-	-	96,000
60618	HISTORIC CITY HALL FIRE ALARM	146,218	-	-	-	-	-	-	146,218
60625	ELECTRIC VEHICLE CHARGING STATIONS	-	-	-	373,000	-	-	-	373,000
60626	FIRE STATION 2 - AWNING STRUCTURE	-	-	-	-	244,000	-	-	244,000
60718	NORTH SHORE PARK YOUTH CENTER A/C	77,889	-	-	-	-	-	-	77,889
60719	UNIDAD ELEVATOR MODERNIZATION	70,000	-	-	-	-	-	-	70,000
60726	FIRE STATION 2 - LED LIGHT RETROFIT	-	-	-	-	84,000	-	-	84,000
60727	OCEAN RESCUE PARKING LOT IMPROV.	-	-	-	-	-	147,000	-	147,000
60826	FIRE STATION 3 - WATCH OFFICE RENO.	-	-	-	-	61,000	-	-	61,000
60827	MBPD GARAGE FLOOD MITIGATION IMPROV	-	-	-	-	-	865,538	57,667	923,205
60926	HISTORIC CITY HALL PAINTED FINISH	-	-	-	-	244,000	-	-	244,000
61026	HISTORIC CITY HALL 1ST & 2ND FLOORS	-	-	-	-	98,000	-	-	98,000
61120	CITY HALL-COOLING TOWER BASE	92,000	-	-	-	-	-	-	92,000

MIAMIBEACH

CITY OF MIAMI BEACH
FY 2023 - 2027 CAPITAL IMPROVEMENT PLAN BY FUNDING SUMMARY

PROJECT	PROJECT NAME	Previous Years	FY 2023	FY 2024	FY 2025	FY 2026	FY 2027	Future	Total
61126	HISTORIC CITY HALL EXTERIOR WINDOWS	-	-	-	-	199,340	44,660	-	244,000
61221	NORM. ISLE POOL LOCKER ROOM & PUMPS	-	-	-	255,000	-	-	-	255,000
61290	CITY HALL FIRE ALARM SYSTEM	280,325	-	-	-	-	-	-	280,325
61320	UNIDAD BUILDING-DOOR RENEWAL	-	-	-	63,000	-	-	-	63,000
61321	71ST STREET WELCOME SIGN RENOVATION	-	-	40,000	-	-	-	-	40,000
61420	UNIDAD BUILDING-WINDOW SEAL RENEWAL	-	-	-	40,000	-	-	-	40,000
61521	CITY HALL LOADING DOCK RESURFACING	-	-	70,000	-	-	-	-	70,000
62117	FIRE STATION #2 TRAINING TOWER	155,800	-	-	-	-	-	-	155,800
62622	HISTORIC CITY HALL FRONT ELEVATION	-	-	69,000	-	-	-	-	69,000
62822	INTERNAL AFFAIRS RESTROOM RENO.	-	-	139,000	-	-	-	-	139,000
62920	FIRE STATION #2 WATERPROOFING	182,000	-	-	-	-	-	-	182,000
62923	FLAMINGO PARK HURRICANE WINDOWS	-	-	98,000	-	-	-	-	98,000
63023	HISTORIC CH 2ND FLOOR RESTROOMS	-	-	74,000	-	-	-	-	74,000
63080	BEACH RESTROOMS PAINT AND CONCRETE	225,000	-	-	-	-	-	-	225,000
63223	BOYS & GIRLS CLUB SECURITY ENCLOS.	-	27,000	-	-	-	-	-	27,000
63323	MBPD NESS DOCK RENOVATION	-	-	77,000	-	-	-	-	77,000
63350	POLICE HQ ELEVATORS & OTHER PROJECT	384,260	-	-	-	-	-	-	384,260
63420	NS YOUTH CNTR ROOFTOP A/C RENEWAL	138,266	-	-	-	-	-	-	138,266
63422	HISTORIC C. HALL ENRGY EFF. WINDOW	-	-	52,000	-	-	-	-	52,000
63423	NORMANDY POOL LIGHTING IMPROVEMENT	-	-	-	41,000	-	-	-	41,000
63721	FIRE STATION #1 ROOF REPAIRS	41,500	-	-	-	-	-	-	41,500
63723	FIRE ADMINISTRATION FLOOR RENEWAL	-	-	34,000	-	-	-	-	34,000
63821	MBPD 4TH FLOOR HVAC CONTROLS	312,000	-	-	-	-	-	-	312,000
63823	FIRE ADMIN BLDG UPS SYSTEM RENEWAL	-	-	39,000	-	-	-	-	39,000
63921	1701 MERIDIAN AVE 50 YEAR RECERT.	50,500	-	-	-	-	-	-	50,500
64020	CITY HALL CARD ACCESS SYSTEM REPL.	80,436	-	-	-	-	-	-	80,436
64021	HISTORIC CITY HALL 90 YEAR RECERT.	66,000	-	-	-	-	-	-	66,000
64221	BASS MUSEUM WINDOW REPLACEMENT	101,855	-	-	-	-	-	-	101,855
64222	1755 MERIDIAN FRESH AIR INTAKES	53,277	-	-	-	-	-	-	53,277
64320	CITY HALL -COOLING TOWER CONDENSER	54,316	-	-	-	-	-	-	54,316
64322	1755 MERIDIAN ROOF REPLACEMENT	82,000	-	-	-	-	-	-	82,000
64422	MBPD GARAGE EXIT SIGNS AND SAFETY	31,000	-	-	-	-	-	-	31,000
64522	MBPD MAIN ROOF REPAIRS	136,000	-	-	-	-	-	-	136,000
64622	SCOTT RAKOW YOUTH CENTER LIGHTING	102,500	-	-	-	-	-	-	102,500
65219	SOUTH POINTE PARK HVAC REPLACEMENT	78,359	-	-	-	-	-	-	78,359
65319	CODE / HOUSING OFFICES RELOCATION	577,200	-	-	-	-	-	-	577,200
65320	UNIDAD INTERIOR & EXTERIOR PAINTING	-	-	-	90,000	-	-	-	90,000
65323	SCOTT RAKOW YOUTH CENT. - STRUCTURE	-	312,000	-	-	-	-	-	312,000

MIAMIBEACH

CITY OF MIAMI BEACH
FY 2023 - 2027 CAPITAL IMPROVEMENT PLAN BY FUNDING SUMMARY

PROJECT	PROJECT NAME	Previous Years	FY 2023	FY 2024	FY 2025	FY 2026	FY 2027	Future	Total
65420	MBPD NORTH SUB STATION PARKING LOT	233,000	-	-	-	-	-	-	233,000
65423	NORTH SHORE COMMUNITY CENT. WINDOW	-	140,000	-	-	-	-	-	140,000
65520	MBPD N SUB STN PAINTING, FLOORING	-	-	234,000	-	-	-	-	234,000
65523	FIRE STATION 3 - HVAC RENEWAL	-	92,000	-	-	-	-	-	92,000
65623	FIRE STATION 2 - ELEV. CONTR. PANEL	-	57,000	-	-	-	-	-	57,000
65720	HISTORIC CH-ROOF ACCESS LADDER	-	-	100,000	-	-	-	-	100,000
65723	NESS FIRE ALARM PANEL RENEWAL	-	61,000	-	-	-	-	-	61,000
65821	FILLMORE ESCALATOR REPAIRS	71,525	-	-	-	-	-	-	71,525
65823	FIRE STATION 4 - FIRE ALARM RENEWAL	-	98,000	-	-	-	-	-	98,000
65920	MBFD STATIONS SECURITY UPGRADES CW	-	126,000	-	-	-	-	-	126,000
66220	HISTORIC CITY HALL ELEVATOR	257,500	-	-	-	-	-	-	257,500
67030	MARINE PATROL EXTERIOR RESTORATION	60,728	-	-	-	-	-	-	60,728
67040	NORMANDY ISLE PARK & POOL	200,000	-	-	-	-	-	-	200,000
67200	FIRE STATION 3 FIRE ALARM UPGRADE	47,000	-	-	-	-	-	-	47,000
67240	777 BUILDING HVAC 4TH FLOOR	162,121	-	-	-	-	-	-	162,121
68720	POLICE HQ & PARKING GAR. FIRE ALARM	246,033	-	-	-	-	-	-	246,033
68760	CITY HALL ELECTRICAL UPGRADES	341,500	-	-	-	-	-	-	341,500
68923	HISTORIC CITY HALL RENOVATIONS	-	1,000,000	-	-	-	-	-	1,000,000
60031	WATER TOWER RESTORATION STAR ISLAND	-	-	-	-	-	-	1,618,000	1,618,000
60927	SOBE CATS BUILDING ENTRY RAMP	-	-	-	-	-	-	126,000	126,000
61027	1701 MERIDIAN AVE LED LIGHTING RETR	-	-	-	-	-	-	55,000	55,000
61121	SCOTT RAKOW YOUTH CENTER-KITCHEN	-	-	-	-	-	-	150,000	150,000
61127	1701 MERIDIAN EXTERIOR PAINTING	-	-	-	-	-	-	233,000	233,000
61227	MIAMI BEACH BOTANICAL RENOVATIONS	-	-	-	-	-	-	56,000	56,000
61327	FIRE STATION 2 ADMIN - LED LIGHTS	-	-	-	-	-	-	56,000	56,000
61427	FIRE STATION 2 - WATERPROOF & PAINT	-	-	-	-	-	-	224,000	224,000
61527	FIRE STATION 2 - PAINT MASONRY	-	-	-	-	-	-	40,000	40,000
61627	FIRE STATION 3 - WATERPRF. & PAINT	-	-	-	-	-	-	135,000	135,000
61727	FIRE STATION 3 - PERIMETER FENCE	-	-	-	-	-	-	61,000	61,000
61827	FIRE STATION 3 - GYM FLOORING RENOV	-	-	-	-	-	-	34,000	34,000
61927	FIRE STATION 3 - PAINTED FINISH REN	-	-	-	-	-	-	101,000	101,000
62027	FIRE STATION 4 - CONCRETE PATHWAY	-	-	-	-	-	-	28,000	28,000
62127	FIRE STATION 4 - LED LIGHTS RETROFT	-	-	-	-	-	-	56,000	56,000
62227	FIRE STATION 4 - EMERGENCY LIGHTS	-	-	-	-	-	-	34,000	34,000
62327	FIRE STATION 4 - RUBBER TILE FITNES	-	-	-	-	-	-	34,000	34,000
62427	FIRE STATION 4 - CALL SYSTEM RENEWL	-	-	-	-	-	-	191,000	191,000
62527	FLAMING PARK POOL FACILITY RENO.	-	-	-	-	-	-	183,000	183,000
62627	NESS FLOORING RENEWAL	-	-	-	-	-	-	56,000	56,000

MIAMIBEACH

CITY OF MIAMI BEACH
FY 2023 - 2027 CAPITAL IMPROVEMENT PLAN BY FUNDING SUMMARY

PROJECT	PROJECT NAME	Previous Years	FY 2023	FY 2024	FY 2025	FY 2026	FY 2027	Future	Total
62727	NESS REPLACE LOUVERS W IMP. WINDOW	-	-	-	-	-	-	147,000	147,000
62827	NESS LED LIGHTS RETROFIT	-	-	-	-	-	-	28,000	28,000
62927	MBPD PLAZA ACTIVATION- PHASE 1	-	-	-	-	-	-	120,000	120,000
63027	MBPD EXTERIOR WATERPROOF AND PAINT	-	-	-	-	-	-	280,000	280,000
63127	MBPD ELEVATOR VESTIBULE RENEWAL	-	-	-	-	-	-	68,000	68,000
63227	CARD ACCESS CONTROL FOR RADIO SITES	-	-	-	-	-	-	28,000	28,000
63427	MIAMI BEACH BOTANICAL GARDEN HVAC	-	-	-	-	-	-	28,500	28,500
63523	FIRE STATION 1 BATHROOMS RENOVATION	-	-	-	-	-	-	120,000	120,000
63527	1755 BUILDING CARD ACCESS SYSTEM	-	-	-	-	-	-	257,776	257,776
63623	FIRE STATION 1 ROLL-UP DOOR RENEWAL	-	-	-	-	-	-	51,000	51,000
63627	1755 BUILDING DOMESTIC WATER PUMP	-	-	-	-	-	-	128,038	128,038
63727	1755 BUILDING EMERGENCY LIGHTING	-	-	-	-	-	-	100,847	100,847
63827	1755 BUILDING FIRE ALARM REPL.	-	-	-	-	-	-	533,374	533,374
63927	1755 BUILDING INTERIOR LIGHT RENO.	-	-	-	-	-	-	336,000	336,000
64027	1755 BUILDING VFD RENEWAL	-	-	-	-	-	-	67,100	67,100
64127	1755 BUILDING WATER COOLER RENEWAL	-	-	-	-	-	-	69,344	69,344
64227	21ST STREET RESTROOM RENOVATION	-	-	-	-	-	-	93,000	93,000
64327	CITY HALL COOLING TOWER RENEWAL	-	-	-	-	-	-	310,000	310,000
64427	CITY HALL DOMESTIC WATER PUMP RENEW	-	-	-	-	-	-	128,038	128,038
64527	CRESPI PARK BUILDING RENOVATION	-	-	-	-	-	-	62,000	62,000
64627	FAIRWAY PARK PAVILION RENOVATION	-	-	-	-	-	-	148,800	148,800
64727	FIRE STATION 2 ADMIN - CCTV	-	-	-	-	-	-	28,000	28,000
64827	FIRE STATION 2 ADMIN -WATER COOLER	-	-	-	-	-	-	28,000	28,000
64927	FIRE STATION 2 ADMIN - WATER HEATR	-	-	-	-	-	-	151,200	151,200
65027	FIRE STATION 2 - CALL SYSTEM RENEWL	-	-	-	-	-	-	330,400	330,400
65120	GREENSPACE FACILITY SECURITY SYSTEM	-	-	-	-	-	-	110,000	110,000
65127	FIRE STATION 2 - EXHAUST SYSTEMS	-	-	-	-	-	-	100,800	100,800
65227	FIRE STATION 2 - FIRE SUPPRESSION	-	-	-	-	-	-	44,800	44,800
65327	FIRE STATION 2 - GAS WATER HEATER	-	-	-	-	-	-	84,000	84,000
65427	FIRE STATION 2 - INTERCOM SYSTEM RE	-	-	-	-	-	-	50,400	50,400
65428	MIAMI BEACH BOTANICAL GARDEN KITCH.	-	-	-	-	-	-	248,000	248,000
65527	FIRE STATION 2 - PAINTED FINISHED	-	-	-	-	-	-	168,000	168,000
65528	MIAMI BEACH BOTANICAL GARDEN CAMERA	-	-	-	-	-	-	39,200	39,200
65627	FIRE STATION 2 - CARD ACCESS CONTRL	-	-	-	-	-	-	39,200	39,200
65727	FIRE STATION 2 - SECURITY SYSTEM CC	-	-	-	-	-	-	28,000	28,000
65827	FIRE STATION 2 - WATER COOLERS RENW	-	-	-	-	-	-	39,200	39,200
65927	FIRE STATION 2 ADMIN - CARD ACCESS	-	-	-	-	-	-	28,000	28,000
66027	FIRE STATION 2 ADMIN - CARPET REPLA	-	-	-	-	-	-	56,000	56,000

MIAMIBEACH

CITY OF MIAMI BEACH
FY 2023 - 2027 CAPITAL IMPROVEMENT PLAN BY FUNDING SUMMARY

PROJECT	PROJECT NAME	Previous Years	FY 2023	FY 2024	FY 2025	FY 2026	FY 2027	Future	Total
66127	FIRE STATION 2 ADMIN - HVAC ELECTRI	-	-	-	-	-	-	57,000	57,000
66227	FIRE STATION 3 - CALL SYSTEM RENEW.	-	-	-	-	-	-	179,200	179,200
66327	FIRE STATION 3 - DISTRIBUTION EQUIP	-	-	-	-	-	-	131,760	131,760
66427	FIRE STATION 3 - KITCHEN EQUIPMENT	-	-	-	-	-	-	61,600	61,600
66527	FIRE STATION 3 - REPL. EXHAUST SYS	-	-	-	-	-	-	228,000	228,000
66627	FIRE STATION 4 - PAINTED FINISH REN	-	-	-	-	-	-	89,600	89,600
66727	FIRE STATION 4 - REPL. EXHAUST SYS	-	-	-	-	-	-	145,600	145,600
66827	FLAMINGO PARK BASEBALL FACILITY RES	-	-	-	-	-	-	93,000	93,000
66927	HISTORIC CITY HALL EXHAUST SYSTEM R	-	-	-	-	-	-	109,800	109,800
67027	HISTORIC CITY HALL EXTERIOR LIGHTNG	-	-	-	-	-	-	176,900	176,900
67127	HISTORIC CITY HALL RESTROOMS RENEW.	-	-	-	-	-	-	976,000	976,000
67227	HISTORIC CITY HALL WATER COOLERS	-	-	-	-	-	-	102,600	102,600
67327	NORMANDY ISLE PARK POOL FACILITY	-	-	-	-	-	-	93,000	93,000
67427	FIRE STATION 1 - OVERHEAD SECTIONAL	-	-	-	-	-	-	224,000	224,000
67527	FIRE STATION 1 - RESTROOM	-	-	-	-	-	-	114,000	114,000
67627	FIRE STATION 1 - EXIT SIGNS, EMERGE	-	-	-	-	-	-	56,000	56,000
67727	FIRE STATION 1 - WATERPROOFING, EXT	-	-	-	-	-	-	247,000	247,000
67827	FIRE STATION 1 - FIRE ALARM REPLACE	-	-	-	-	-	-	146,400	146,400
67927	FIRE STATION 1 - REPL. EXHAUST SYS	-	-	-	-	-	-	285,000	285,000
	Fund Total:	**6,671,694**	**1,913,000**	**1,082,312**	**1,009,799**	**1,050,190**	**1,092,198**	**11,723,144**	**24,542,337**
126 SOUTH POINTE RENEWAL & REPLACE									
65219	SOUTH POINTE PARK HVAC REPLACEMENT	25,000	-	-	-	-	-	-	25,000
	Fund Total:	**25,000**	**-**	**-**	**-**	**-**	**-**	**-**	**25,000**
140 CULTURAL ARTS COUNCIL ENDOWMNT									
20418	COLLINS PARK PERFORMING ARTS VENUE	800,000	-	-	-	-	-	-	800,000
	Fund Total:	**800,000**	**-**	**-**	**-**	**-**	**-**	**-**	**800,000**
142 7TH STREET GARAGE									
20026	7TH STREET GARAGE-ELEVATOR	-	-	-	400,000	-	-	-	400,000
21121	7TH ST GRGE-ENTRANCE FLOOD CONTROL	278,000	-	-	-	-	-	-	278,000
22150	72 ST. COMMUNITY COMPLEX	128,296	3,800,000	-	-	-	-	-	3,928,296
26100	GARAGE SECURITY CAMERA SYSTEM	216,585	-	-	-	-	-	-	216,585
27830	PARKING GARAGE AT 1262 COLLINS AVE	2,563,569	-	-	-	-	-	-	2,563,569
60124	7TH STREET GARAGE-LANDSCAPING	-	-	120,000	-	-	-	-	120,000
60224	7 ST GARAGE-SUPERSTRUCTURE RENEWAL	-	-	-	250,000	-	-	-	250,000
60422	7TH ST GARAGE-FIRE SPRINKLER & PUMP	300,000	-	-	-	-	-	-	300,000
60620	7TH STREET GARAGE-INTERIOR DRAINAGE	30,000	-	-	-	-	-	-	30,000
60623	7TH STREET GARAGE-STAIRWELL RAILING	-	25,000	-	-	-	-	-	25,000

MIAMIBEACH

CITY OF MIAMI BEACH
FY 2023 - 2027 CAPITAL IMPROVEMENT PLAN BY FUNDING SUMMARY

PROJECT	PROJECT NAME	Previous Years	FY 2023	FY 2024	FY 2025	FY 2026	FY 2027	Future	Total
60723	7TH ST GARAGE-TRAFFIC COATING	-	150,000	-	-	-	-	-	150,000
61118	7TH STREET GARAGE UPGRADE LIGHTING	127,993	-	-	-	-	-	-	127,993
61218	7TH STREET PARKING GARAGE ROOF TOP	140,251	-	-	-	-	-	-	140,251
61925	7TH ST. PARKING GARAGE PERM. DECKS	-	-	-	75,000	-	-	-	75,000
62524	7TH ST. PARKING GARAGE ELEVATOR CAB	-	-	91,500	-	-	-	-	91,500
62621	7TH STREET GARAGE-OFFICE/RESTROOM	36,000	-	-	-	-	-	-	36,000
64328	7TH ST. PARKING GARAGE 3 X 7 DOOR	-	-	-	-	-	73,200	-	73,200
64428	7TH ST. PARKING GARAGE SHIPS LADDER	-	-	-	-	-	114,680	-	114,680
64719	7TH STREET GARAGE-DOOR REPLACEMENT	50,000	-	-	-	-	-	-	50,000
66423	7TH ST. PARKING GARAGE FLOOD PANELS	-	160,000	-	-	-	-	-	160,000
66523	7TH ST. PARKING GARAGE ELEVATOR CAB	-	336,000	-	-	-	-	-	336,000
66623	7TH ST. PARKING GARAGE HOSE BIB	-	43,000	-	-	-	-	-	43,000
66723	7TH ST. PARKING GARAGE GATE	-	69,000	-	-	-	-	-	69,000
66823	7TH ST. PARKING GARAGE JOINT REPLAC	-	171,000	-	-	-	-	-	171,000
68220	7TH ST GARAGE SURFACE RESTORATION	95,000	-	-	-	-	-	-	95,000
69310	7TH ST. GARAGE FIRE ALARM SYSTEM	51,087	-	-	-	-	-	-	51,087
64528	7TH ST. PARKING GARAGE TRAFFIC COAT	-	-	-	-	-	-	2,135,000	2,135,000
	Fund Total:	**4,016,781**	**4,754,000**	**211,500**	**725,000**	**-**	**187,880**	**2,135,000**	**12,030,161**
147 ART IN PUBLIC PLACES									
20377	AIPP MB CONVENTION	7,530,797	-	-	-	-	-	-	7,530,797
22618	AIPP FIRE STATION 2	95,334	-	-	-	-	-	-	95,334
22718	AIPP FLAMINGO PARK PROJECT	194,000	-	-	-	-	-	-	194,000
22918	AIPP LUMMUS PARK PROJECT	116,000	-	-	-	-	-	-	116,000
66422	JAUME PLENSA MINNA MONUMENTAL SCLP.	1,000,000	-	-	-	-	-	-	1,000,000
	Fund Total:	**8,936,131**	**-**	**-**	**-**	**-**	**-**	**-**	**8,936,131**
155 FEES IN LIEU OF PARKING									
20518	SURFACE LOT AT BISCAYNE BEACH	907,029	-	-	-	-	-	-	907,029
22150	72 ST. COMMUNITY COMPLEX	300,000	-	-	-	-	-	-	300,000
27830	PARKING GARAGE AT 1262 COLLINS AVE	7,145,125	-	-	-	-	-	-	7,145,125
28080	INTELLIGENT TRANSPORT SYSTEM	3,192,028	-	-	-	-	-	-	3,192,028
	Fund Total:	**11,544,182**	**-**	**-**	**-**	**-**	**-**	**-**	**11,544,182**
158 CONCURRENCY MITIGATION FUND									
20200	TRANSPORTATION CAPITAL INITIATIVE	8,192,028	-	-	-	-	-	-	8,192,028
20247	CITYWIDE PARKS IRRIGATION SYSTEM	156,000	-	-	-	-	-	-	156,000
25750	WEST AVE BDG OVER COLLINS CANAL	908,068	-	-	-	-	-	-	908,068
27910	MERIDIAN AVE SHARED USE PATH	756,000	-	-	-	-	-	-	756,000
28080	INTELLIGENT TRANSPORT SYSTEM	10,322,972	-	-	-	-	-	-	10,322,972

MIAMIBEACH

CITY OF MIAMI BEACH
FY 2023 - 2027 CAPITAL IMPROVEMENT PLAN BY FUNDING SUMMARY

PROJECT	PROJECT NAME	Previous Years	FY 2023	FY 2024	FY 2025	FY 2026	FY 2027	Future	Total
60321	CITYWIDE PARKS COURT REPAIRS	105,000	-	-	-	-	-	-	105,000
60325	NORMANDY SHORES GOLF CLUB TEE RENO.	125,000	-	-	-	-	-	-	125,000
60327	10TH STREET NEIGHBORHOOD GREENWAY	-	233,000	-	-	-	-	1,080,000	1,313,000
60421	CITYWIDE FITNESS COURSE REPLACEMENT	100,000	-	-	-	-	-	-	100,000
62022	FLAMINGO PARK TENNIS CENTER COURTS	30,000	-	-	-	-	-	-	30,000
62122	NORMANDY SHORES GOLF CARPET REPL.	40,000	-	-	-	-	-	-	40,000
62222	WEST AVENUE BICYCLE LANES PHASE II	23,000	534,000	-	-	-	-	-	557,000
62322	ORCHARD PARK TRAFFIC CALMING	76,000	1,474,000	-	-	-	-	-	1,550,000
62521	NORTH BEACH GREENWAYS- PHASE II	714,230	-	-	-	-	-	-	714,230
62718	N. BEACH PARKS RESTROOM RESTORATION	91,000	-	-	-	-	-	-	91,000
64621	CITYWIDE PK LANDSCAPING IMPROVEMENT	152,000	-	-	-	-	-	-	152,000
65221	PINE TREE DR./46TH ST. TRAFFIC CRCL	603,603	-	-	-	-	-	4,341,000	4,944,603
65321	PRAIRIE AVE/44TH ST. TRAFFIC CIRCLE	520,000	-	-	-	-	-	-	520,000
66222	71ST STREET BRIDGE BIKE LANES	100,000	-	-	-	-	-	-	100,000
66923	SOUTH POINTE DRIVE PROTECTED BIKE	-	161,000	-	-	-	-	1,252,371	1,413,371
69820	NORTH BEACH GREENWAYS PHASE I	448,625	-	-	-	-	-	-	448,625
20221	16TH STREET PROTECTED BIKE LANES	-	-	-	-	-	-	560,000	560,000
60177	SOUTH BEACH PEDESTRIAN ZONES	-	-	-	-	-	-	1,665,804	1,665,804
60222	NORTH BEACH GREENWAYS PHASE III	-	-	-	-	-	-	1,320,220	1,320,220
64628	SOUTH OF FIFTH NEIGHBORHOOD TRAFFIC	-	-	-	-	-	-	829,682	829,682
	Fund Total:	**23,463,526**	**2,402,000**	**-**	**-**	**-**	**-**	**11,049,077**	**36,914,603**
160 RESORT TAX FUND 2%									
20200	TRANSPORTATION CAPITAL INITIATIVE	10,000,000	-	-	-	-	-	-	10,000,000
	Fund Total:	**10,000,000**	**-**	**-**	**-**	**-**	**-**	**-**	**10,000,000**
164 RDA CITY CENTER RENEWAL & REPL									
29300	LINCOLN RD LENOX-COLLINS W/SIDE ST.	20,000,000	-	-	-	-	-	-	20,000,000
64819	COLONY THEATER - FIRE ALARM SYSTEM	78,000	-	-	-	-	-	-	78,000
66120	LINCOLN RD STONE RESTORATION	214,619	-	-	-	-	-	-	214,619
	Fund Total:	**20,292,619**	**-**	**-**	**-**	**-**	**-**	**-**	**20,292,619**
165 NON - TIF RDA FUND									
20197	CITY CENTER RESILIENCY ENHANCEMENTS	1,000,000	-	-	-	-	-	-	1,000,000
20200	TRANSPORTATION CAPITAL INITIATIVE	8,000,000	-	-	-	-	-	-	8,000,000
66120	LINCOLN RD STONE RESTORATION	153,381	-	-	-	-	-	-	153,381
	Fund Total:	**9,153,381**	**-**	**-**	**-**	**-**	**-**	**-**	**9,153,381**
167 RDA SOUTH POINT OPERATIONS									
67023	SOUTH OF FIFTH NEIGHBORHOOD TRAFFIC	-	82,481	-	-	-	-	-	82,481
	Fund Total:	**-**	**82,481**	**-**	**-**	**-**	**-**	**-**	**82,481**

MIAMIBEACH

CITY OF MIAMI BEACH
FY 2023 - 2027 CAPITAL IMPROVEMENT PLAN BY FUNDING SUMMARY

PROJECT	PROJECT NAME	Previous Years	FY 2023	FY 2024	FY 2025	FY 2026	FY 2027	Future	Total
169 MIAMI CITY BALLET FUND									
27780	MIAMI CITY BALLET WINDOWS	315,000	-	-	-	-	-	-	315,000
64618	MIAMI CITY BALLET VARIOUS REPAIRS	278,250	-	-	-	-	-	-	278,250
	Fund Total:	**593,250**	**-**	**-**	**-**	**-**	**-**	**-**	**593,250**
171 LOCAL OPTION GAS TAX									
20000	PAVEMENT & SIDEWALK PROGRAM	1,695,000	-	-	-	-	-	-	1,695,000
21014	BICYCLE LANES/SHARED USE PTH IMPROV	-	845,000	-	1,607,358	318,773	53,869	-	2,825,000
23020	ALTON RD & 16TH STREET INTERSECTION	540,000	-	-	-	-	-	-	540,000
64918	SMART LIGHTING MASTER PLAN	203,000	-	-	-	-	-	-	203,000
	Fund Total:	**2,438,000**	**845,000**	**-**	**1,607,358**	**318,773**	**53,869**	**-**	**5,263,000**
187 HALF CENT TRANS. SURTAX COUNTY									
20220	SEAWALL-DICKENS AV SHORELINE	200,000	-	-	-	-	-	-	200,000
20597	WEST AVENUE PHASE II	530,000	-	-	-	-	-	-	530,000
20818	ROYAL PALM NEIGHBORHOOD GREENWAY	430,000	-	-	-	-	-	-	430,000
21014	BICYCLE LANES/SHARED USE PTH IMPROV	130,000	90,000	-	-	-	-	756,000	976,000
21419	MERIDIAN AVENUE PEDESTRIAN CROSSING	410,000	-	-	-	-	-	-	410,000
22518	ENHANCED CROSSWALKS	480,000	-	-	-	-	-	-	480,000
22823	MERIDIAN AVENUE & LINCLN. LN. CROSS	-	46,000	-	-	-	-	193,058	239,058
22923	HAWTHORNE AVENUE NEIGHBORHOOD GREEN	-	157,000	-	-	-	-	1,219,239	1,376,239
23360	WEST AVE/BAY RD NEIGH.	378,000	-	-	-	-	-	-	378,000
25650	CITYWIDE CURB RAMP INSTALLATION	80,560	-	-	-	-	-	-	80,560
25750	WEST AVE BDG OVER COLLINS CANAL	1,966,380	-	-	-	-	-	-	1,966,380
27860	51ST STREET NEIGHBORHOOD GREENWAY	50,000	160,000	-	-	-	-	1,263,971	1,473,971
27910	MERIDIAN AVE SHARED USE PATH	278,000	-	-	-	-	-	-	278,000
27930	SHARED PATH ON PARKVIEW ISLAND PARK	320,000	-	-	-	-	-	-	320,000
27940	EUCLID AVE. PROTECTED BICYCLE LANE	470,000	-	-	-	-	-	-	470,000
28080	INTELLIGENT TRANSPORT SYSTEM	2,761,260	-	-	-	-	-	-	2,761,260
29500	COLLINS CANAL ENHANCEMENT PROJECT	1,030,698	-	-	-	-	-	-	1,030,698
29810	ALLEYWAY RESTORATION PH III	412,500	-	-	-	-	-	-	412,500
62322	ORCHARD PARK TRAFFIC CALMING	31,505	-	-	-	-	-	-	31,505
62517	MERIDIAN AVENUE BICYCLE LANES	250,000	-	-	-	-	-	-	250,000
62617	72ND STREET PROTECTED BIKE LANE	519,000	-	-	-	-	-	-	519,000
62717	73RD STREET PROTECTED BIKE LANES	239,000	-	-	-	-	-	-	239,000
65321	PRAIRIE AVE/44TH ST. TRAFFIC CIRCLE	84,420	-	-	-	-	-	-	84,420
	Fund Total:	**11,051,323**	**453,000**	**-**	**-**	**-**	**-**	**3,432,268**	**14,936,591**
301 CAP. PROJ. NOT FINANCED BY BON									
20001	ALTON ROAD FOUNTAIN AT 20TH STREET	24,550	-	-	-	-	-	-	24,550

MIAMIBEACH

CITY OF MIAMI BEACH
FY 2023 - 2027 CAPITAL IMPROVEMENT PLAN BY FUNDING SUMMARY

PROJECT	PROJECT NAME	Previous Years	FY 2023	FY 2024	FY 2025	FY 2026	FY 2027	Future	Total
20110	28TH STREET OBELISK STABILIZATION	357,230	-	-	-	-	-	-	357,230
20200	TRANSPORTATION CAPITAL INITIATIVE	3,300,000	-	-	-	-	-	-	3,300,000
20220	SEAWALL-DICKENS AV SHORELINE	231,974	-	-	-	-	-	-	231,974
20597	WEST AVENUE PHASE II	8,861	-	-	-	-	-	-	8,861
21822	WASHINGTON AVENUE MILLING & RESURFA	1,604,000	-	-	-	-	-	-	1,604,000
22050	BAYSHORE NEIGH. BID PACK A	223,199	-	-	-	-	-	-	223,199
22150	72 ST. COMMUNITY COMPLEX	-	1,000,000	-	-	-	-	-	1,000,000
23200	FLAMINGO PARK	896,690	-	-	-	-	-	-	896,690
23518	BATTING CAGES AT NORTH SHORE PARK	203,000	(187,000)	-	-	-	-	-	16,000
24530	SUNSET ISLANDS 1&2 GUARDHOUSE	468,225	-	-	-	-	-	-	468,225
24630	FLAGLER MONUMENT SOLAR ILLUMINATION	89,000	-	-	-	-	-	-	89,000
26270	BAYSHORE PARK (PAR 3)	412,100	-	-	-	-	-	-	412,100
26990	SECOND FL. RENOVATION-BUILDING DEPT	629,898	-	-	-	-	-	-	629,898
27950	NORTH BEACH OCEANSIDE PARK	9,993,000	-	-	-	-	-	-	9,993,000
29550	CMB SKATEPARK	-	187,000	-	-	-	-	-	187,000
62718	N. BEACH PARKS RESTROOM RESTORATION	190,000	-	-	-	-	-	-	190,000
63318	NORMANDY ISLE PARK POOL RENOVATIONS	47,000	-	-	-	-	-	-	47,000
64718	MUNIS / ENERGOV/ ERP	683,165	-	-	-	-	-	-	683,165
	Fund Total:	**19,361,892**	**1,000,000**	**-**	**-**	**-**	**-**	**-**	**20,361,892**
302 PAY-AS-YOU-GO									
20220	SEAWALL-DICKENS AV SHORELINE	3,420	-	-	-	-	-	-	3,420
20228	MARINE PATROL FACILITY	-	3,900,000	-	-	-	-	-	3,900,000
20237	FAIRWAY PARK IMPROVEMENTS	1,426,914	-	-	-	-	294,341	1,495,659	3,216,914
20247	CITYWIDE PARKS IRRIGATION SYSTEM	14,275	-	-	-	-	-	-	14,275
20300	NORMANDY ISLE PARK TURF INSTALL	398,000	-	-	-	-	-	951,000	1,349,000
20418	COLLINS PARK PERFORMING ARTS VENUE	400,000	-	-	-	-	-	-	400,000
20426	CITYWIDE PICKLEBALL AND PADEL COURT	-	-	-	-	753,964	266,036	-	1,020,000
20577	BELLE ISLE PARK PLAYGROUND	294,585	-	-	-	-	-	-	294,585
20597	WEST AVENUE PHASE II	1,469,640	-	-	-	-	-	-	1,469,640
20721	GREENSPACE FACILITY RENOVATION	200,000	456,000	-	-	-	-	-	656,000
20722	FLAMINGO PK PLAYGROUND REPLACEMENT	-	-	646,960	200,040	-	-	-	847,000
20918	BRITTANY BAY PARK	1,414,729	-	-	-	-	-	-	1,414,729
21018	BAYWALK PHASE 2	386,000	-	-	-	-	-	-	386,000
21118	STILLWATER ENTRANCE SIGN	225,000	-	-	-	-	-	-	225,000
21621	ADAPTIVE FITNESS AND RECREATION CTR	2,500,000	-	-	-	-	-	-	2,500,000
21721	REAL TIME CRIME CENTER BUILDOUT	1,500,000	-	-	-	-	-	-	1,500,000
21821	MBPD HEADQUARTERS RENOVATION	32,436	-	-	-	-	-	-	32,436

MIAMIBEACH

CITY OF MIAMI BEACH
FY 2023 - 2027 CAPITAL IMPROVEMENT PLAN BY FUNDING SUMMARY

PROJECT	PROJECT NAME	Previous Years	FY 2023	FY 2024	FY 2025	FY 2026	FY 2027	Future	Total
22050	BAYSHORE NEIGH. BID PACK A	960,405	-	-	-	-	-	-	960,405
22150	72 ST. COMMUNITY COMPLEX	100,000	9,400,000	-	-	-	-	-	9,500,000
22420	POLO PARK LIGHTING & SOCCER FIELD	857,680	-	-	-	-	-	-	857,680
22750	ALTOS DEL MAR PARK	44,820	-	-	-	-	-	-	44,820
22822	FIRE STATION #1 (ADDITIONAL FUNDING FOR GO#45)	-	4,300,000	-	-	-	-	-	4,300,000
22920	CITYWIDE BRIDGES	1,675,202	3,000,000	-	-	-	-	8,800,000	13,475,202
23118	FIRE STATION 4 SECURITY ENHANCEMENT	50,683	-	-	-	-	-	-	50,683
23180	BAYSHORE NEIGH. BID PACK D	745,500	-	-	-	-	-	-	745,500
23200	FLAMINGO PARK	554,489	-	-	-	-	-	-	554,489
23240	LA GORCE NEIGHBORHOOD IMPROVEMENTS	219,000	-	-	-	-	-	-	219,000
23318	SOUNDSCAPE AUDIO IMPROVEMENTS	751,410	-	-	-	-	-	-	751,410
23380	PALM & HIBISCUS NEIGHBORHOOD IMPROVEMENTS	50,000	-	-	-	-	-	600,000	650,000
23423	COLLINS PARK ARTIST WRKFRC. HOUSING	-	435,449	-	-	-	-	-	435,449
24530	SUNSET ISLANDS 1&2 GUARDHOUSE	200,000	-	-	-	-	-	-	200,000
24630	FLAGLER MONUMENT SOLAR ILLUMINATION	200,000	-	-	-	-	-	-	200,000
25750	WEST AVE BDG OVER COLLINS CANAL	1,303,396	-	-	-	-	-	-	1,303,396
27170	SEAWALL-BISCAYNE BAY ST END PH. II	185,714	-	-	-	-	-	-	185,714
27950	NORTH BEACH OCEANSIDE PARK	217,000	-	-	-	-	-	-	217,000
28300	SHANE WATERSPORT SEAWALL	134,000	-	-	-	-	-	-	134,000
28600	NSPYC EXTERIOR CAFE AND RESTROOMS	400,000	-	-	312,000	-	-	-	712,000
28850	MAURICE GIBB PARK REDESIGN	28,658	-	-	-	-	-	-	28,658
28940	BAYSHORE NEIGH. CENTRAL - SOUTH	21,824	-	-	-	-	-	-	21,824
29550	CMB SKATEPARK	40,000	-	-	-	-	-	1,413,000	1,453,000
29620	ALLISON PARK REDESIGN	100,000	-	-	-	-	-	-	100,000
60011	IRRIGATION SYSTEM MACARTHUR CAUSEWY	-	-	-	80,000	-	-	-	80,000
60020	FLEET MGMT-GENERATOR TRNSFR SWITCH	100,000	-	-	-	-	-	-	100,000
60321	CITYWIDE PARKS COURT REPAIRS	-	-	-	105,000	-	-	525,000	630,000
60421	CITYWIDE FITNESS COURSE REPLACEMENT	-	-	-	100,000	-	-	500,000	600,000
60528	MIAMI CITY BALLET DRY WALL REPAIRS	-	-	-	-	-	194,300	-	194,300
60628	MIAMI CITY BALLET ELEVATOR MODERNIZ	-	-	-	-	-	495,800	-	495,800
60728	MIAMI CITY BALLET LED LAMP REPLACEM	-	-	-	-	-	229,810	-	229,810
60828	MIAMI CITY BALLET HANDS FREE FAUCET	-	-	-	-	-	201,000	-	201,000
60920	HISTORIC CITY HALL-VFD REPLACEMENT	200,000	-	-	-	-	-	-	200,000
60928	MIAMI CITY BALLET ACOUSTICAL CEILIN	-	-	-	-	-	100,500	-	100,500
61020	CITY HALL-GENERATOR REPLACEMENT	600,000	-	-	-	-	-	-	600,000
61021	MB POLICE GARAGE CONCRETE SPALLING	-	1,063,000	-	-	-	-	-	1,063,000
61028	MIAMI CITY BALLET HVAC DUCT RENNO.	-	-	-	-	-	699,480	-	699,480
61128	MIAMI CITY BALLET LOADG. DOCK FLOOR	-	-	-	-	-	335,000	-	335,000

MIAMIBEACH

CITY OF MIAMI BEACH
FY 2023 - 2027 CAPITAL IMPROVEMENT PLAN BY FUNDING SUMMARY

PROJECT	PROJECT NAME	Previous Years	FY 2023	FY 2024	FY 2025	FY 2026	FY 2027	Future	Total
61326	DUNES ENHACEMENTS AND RESTORATION	-	-	-	-	362,000	-	1,448,000	1,810,000
61328	FILLMORE FREIGHT ELEVATOR RENEWAL	-	-	-	-	-	660,620	-	660,620
61426	CITYWIDE GREEN INFRSTRUCT. INSTAL	-	-	-	-	1,150,000	-	4,600,000	5,750,000
61619	NORTH BEACH ROW LANDSCAPING	113,000	-	-	-	-	-	-	113,000
61621	CITY HALL CHAMBER & PRESS RM. RENO.	900,000	-	-	-	-	-	-	900,000
61920	MAURICE GIBB SOIL REMEDIATION	896,000	-	-	-	-	-	-	896,000
61924	UNIDAD SENIOR CENTER ACOUSTIC ENH.	-	-	80,000	-	-	-	-	80,000
62019	MIDDLE BEACH ROW LANDSCAPE	44,285	-	-	250,000	-	-	100,000	394,285
62024	HENRY LIEBMAN SQUARE SECURITY ENHA.	-	-	114,000	-	-	-	-	114,000
62124	MIAMI CITY BALLET RESTROOM EXHAUST	-	-	33,500	-	-	-	-	33,500
62619	ENERGY SUB-METERS IN MUN. BUILDINGS	68,000	-	-	-	-	-	-	68,000
62719	FLEET MGMT FACILITY REMEDIATION	111,000	-	-	-	-	-	-	111,000
62723	SCOTT RAKOW ICE RINK PERIMTR. BOARD	-	-	-	354,000	-	-	296,000	650,000
62819	LAKE PANCOAST MANGR. LIVING SHRLNE.	30,000	-	-	-	-	-	1,450,000	1,480,000
62823	SCOTT RAKOW ICE RINK REFRIGERATION	-	-	-	1,128,000	-	-	1,037,000	2,165,000
63080	BEACH RESTROOMS PAINT AND CONCRETE	20,000	-	-	-	-	-	-	20,000
63319	PARK VIEW ISLAND ANNEX - DOG PARK	67,000	-	-	-	-	-	-	67,000
63521	RESTORATIVE TREE WELL CITYWIDE	-	-	-	-	480,000	-	240,000	720,000
63722	SMART CARD ACCESS SYSTEM-PHASE II	-	-	195,000	-	-	-	-	195,000
63819	SSCC ROOT MITIGATION & FLOORING REP	272	-	-	-	-	-	-	272
63822	1755 ROOF REPLACEMENT	223,000	-	-	-	-	-	-	223,000
63919	SMART CARD ACCESS SYSTEM- PHASE I	250,000	-	-	-	-	-	-	250,000
64019	CITY HALL ENERGY EFFICIENT BUILDING	156,000	-	-	-	-	-	-	156,000
64022	777 FOUNTAIN/ COURTYARD RENOVATIONS	-	-	131,000	-	-	-	-	131,000
64119	INDIAN CREEK LANDSCAPE & IRRIGATION	836,500	-	-	-	-	-	-	836,500
64122	BOLLARDS INSTALLATION AND REPL.	200,000	-	-	-	-	-	303,000	503,000
64190	ENTRANCE SIGNS TO NORTH BEACH	356,000	-	-	91,000	-	-	-	447,000
64418	THE FILLMORE 40-YR RECERTIFICATION	622,298	-	-	-	-	-	-	622,298
64420	CITY HALL RESTROOM RENOVATIONS	-	-	367,000	-	-	-	-	367,000
64522	MBPD MAIN ROOF REPAIRS	-	700,000	-	-	-	-	-	700,000
64621	CITYWIDE PK LANDSCAPING IMPROVEMENT	-	-	-	122,119	125,881	-	1,000,000	1,248,000
64721	MIDDLE BEACH WATER TOWER PAINTING	50,000	-	-	-	-	-	-	50,000
64821	SECURITY ENHANCEMENTS CITYWIDE	500,000	-	1,364,726	500,000	135,274	-	-	2,500,000
64918	SMART LIGHTING MASTER PLAN	1,000,000	-	-	-	-	-	-	1,000,000
64921	OCEAN RESCUE FIRE ALARM RENEWAL	30,300	-	-	-	-	-	-	30,300
65021	BELLE ISLE PARK LIGHTING ENHANCEMNT	110,000	-	-	-	-	-	-	110,000
65519	BRIDGE REPAIRS FY19	60,875	-	-	-	-	-	-	60,875
65622	SHANE ROWING CENTER ROOF REPLACEMEN	96,000	-	-	-	-	-	-	96,000

MIAMIBEACH

CITY OF MIAMI BEACH
FY 2023 - 2027 CAPITAL IMPROVEMENT PLAN BY FUNDING SUMMARY

PROJECT	PROJECT NAME	Previous Years	FY 2023	FY 2024	FY 2025	FY 2026	FY 2027	Future	Total
65722	FLAMINGO PRK BASEBALL STADIUM STAND	65,000	-	-	-	-	-	495,000	560,000
65818	FLEET MANAGEMENT FIRE SPRINKLER	215,000	-	-	-	-	-	-	215,000
65821	FILLMORE ESCALATOR REPAIRS	16,000	-	-	-	-	-	-	16,000
65822	MIAMI BEACH MOORING FIELD	156,000	227,000	-	-	-	-	2,200,000	2,583,000
65922	TOBIAS REHBERGER OBSTINATE LIGHTHSE	85,000	-	-	-	-	-	-	85,000
66018	FLEET MANAGEMENT CONCRETE SPALLING	100,000	-	-	-	-	-	-	100,000
66020	CITY HALL - MAIN ENTRANCE PAVERS	-	-	550,000	-	-	-	-	550,000
66021	SOUTH POINTE PARK RESTROOMS RENO.	66,000	-	-	-	-	-	-	66,000
66123	FIRE STATION 3 - ROOF RENEWAL	-	228,000	-	-	-	-	-	228,000
66223	ADA POOL LIFTS CITYWIDE	-	30,000	-	-	-	-	-	30,000
66722	CLASSROOM BLDG KITTY CAMPUS ROOF	35,000	-	-	-	-	-	-	35,000
67920	SMART BUILDING AUTOMATION SYSTEM	65,000	-	-	-	-	-	-	65,000
68923	HISTORIC CITY HALL RENOVATIONS	-	1,000,000	-	-	-	-	-	1,000,000
69520	WATERWAY RESTORATION	250,000	-	-	-	-	-	-	250,000
20423	FLAMINGO PK FOOTBALL FENCE	-	-	-	-	-	-	613,000	613,000
20425	FLAMINGO PARK SOCCER FIELD TURF	-	-	-	-	-	-	281,000	281,000
20523	STILLWATER PARK LIGHTING & SOCCER	-	-	-	-	-	-	481,000	481,000
20623	MIAMI BEACH GOLF COURSE RENOVATION	-	-	-	-	-	-	6,000,000	6,000,000
20723	CRESPI PARK LIGHTING & MICRO SOCCER	-	-	-	-	-	-	481,000	481,000
20727	4TH FLOOR RENOVATION - PUBLIC WORKS	-	-	-	-	-	-	474,000	474,000
20821	BISCAYNE ELEM SHARED FIELD LIGHTING	-	-	-	-	-	-	1,270,170	1,270,170
20822	FLAMINGO PK FOOTBALL STADIUM TURF	-	-	-	-	-	-	1,163,000	1,163,000
20921	NORMANDY ISLE PARK PLAYGROUND	-	-	-	-	-	-	489,000	489,000
21021	NSPYC KITCHEN & CABINETRY ADDITION	-	-	-	-	-	-	344,000	344,000
21022	WEST LOTS 85-86 ST CONVERSION	-	-	-	-	-	-	2,436,100	2,436,100
27800	STREET LIGHTING IMPROVEMENTS	-	-	-	-	-	-	50,000,000	50,000,000
29810	ALLEYWAY RESTORATION PH III	-	-	-	-	-	-	100,000	100,000
60022	FLAMINGO PARK NORTH-SOUTH WALKWAY	-	-	-	-	-	-	300,000	300,000
60026	BELLE ISLE PARK PLAYGROUND REPLACEM	-	-	-	-	-	-	638,000	638,000
60122	SOUNDSCAPE PK SOUND & LED LIGHTING	-	-	-	-	-	-	1,800,000	1,800,000
60123	CRESPI PARK PLAYGROUND REPLACEMENT	-	-	-	-	-	-	407,000	407,000
60126	MUSS PARK PLAYGROUND REPLACEMENT	-	-	-	-	-	-	638,000	638,000
60128	NORMANDY SHORES DISTRICT REAR GATE	-	-	-	-	-	-	112,000	112,000
60223	POLO PARK PLAYGROUND REPLACEMENT	-	-	-	-	-	-	476,000	476,000
60226	PARK VIEW ISLAND PARK PLAYGRND REPL	-	-	-	-	-	-	497,000	497,000
60228	LA GORCE PARK (RELATED TO GO #7)	-	-	-	-	-	-	558,000	558,000
60322	PARKS MAINT. FACILITY RENOVATIONS	-	-	-	-	-	-	335,000	335,000
60323	STILLWATER PLAYGROUND REPLACEMENT	-	-	-	-	-	-	570,000	570,000

MIAMIBEACH

CITY OF MIAMI BEACH
FY 2023 - 2027 CAPITAL IMPROVEMENT PLAN BY FUNDING SUMMARY

PROJECT	PROJECT NAME	Previous Years	FY 2023	FY 2024	FY 2025	FY 2026	FY 2027	Future	Total
60428	PARK VIEW WATER QUALITY IMPROVEMENT	-	-	-	-	-	-	6,000,000	6,000,000
60523	FLAMINGO FOOTBALL STADIUM RAILINGS	-	-	-	-	-	-	100,000	100,000
60924	NSPYC LOBBY RECONFIGURATIOIN	-	-	-	-	-	-	372,000	372,000
61225	MIAMI CITY BALLET STAIR FINISH RENO	-	-	-	-	-	-	64,320	64,320
61228	FILLMORE ASBESTOS, LEAD PAINT, IAQ	-	-	-	-	-	-	268,000	268,000
61325	COLONY THEATER ENTRY DOOR	-	-	-	-	-	-	294,800	294,800
61425	COLONY THEATER ROOF HATCH REPLMT.	-	-	-	-	-	-	40,200	40,200
61428	FILLMORE EXHAUST SYSTEM RENEWAL	-	-	-	-	-	-	469,000	469,000
61526	BASS MUSEUM CLEAN STEAM HUMIDIFIER	-	-	-	-	-	-	124,620	124,620
61528	FILLMORE CHILLED WATER PIPING RENEW	-	-	-	-	-	-	2,177,500	2,177,500
61626	BASS MUSEUM EMERGENCY LIGHTING REPL	-	-	-	-	-	-	62,980	62,980
61628	FILLMORE HVAC REPLACEMENTS	-	-	-	-	-	-	1,128,012	1,128,012
61728	FILLMORE ELECTRICAL ENHANCEMENTS	-	-	-	-	-	-	1,644,180	1,644,180
61828	FILLMORE PLUMBING ENHANCEMENTS	-	-	-	-	-	-	48,910	48,910
61928	FILLMORE UPGRADES TO EXISTING FIRE	-	-	-	-	-	-	271,062	271,062
62028	FILLMORE EMERGENCY LIGHTING RENEWAL	-	-	-	-	-	-	427,460	427,460
62128	COLONY THEATER DOMESTIC WATER PUMP	-	-	-	-	-	-	69,680	69,680
62228	MIAMI BEACH BOTANICAL GARDEN HVAC	-	-	-	-	-	-	160,800	160,800
62328	MIAMI BEACH BOTANICAL GARDEN FANS	-	-	-	-	-	-	26,800	26,800
62428	NEW WORLD SYMPHONY ELEVATOR	-	-	-	-	-	-	1,005,000	1,005,000
62528	NEW WORLD SYMPHONY EXTERIOR PAINT	-	-	-	-	-	-	335,000	335,000
62628	NEW WORLD SYMPHONY FIRE ALARM	-	-	-	-	-	-	341,700	341,700
62728	HOLOCAUST MEMORIAL MIAMI BEACH RENO	-	-	-	-	-	-	335,000	335,000
62828	HOLOCAUST MEMORIAL MIAMI BEACH REP	-	-	-	-	-	-	536,000	536,000
62919	OUTDOOR TRAINING FACILITY (FIRE)	-	-	-	-	-	-	200,000	200,000
62928	HOLOCAUST MEMORIAL MIAMI BEACH REN	-	-	-	-	-	-	670,000	670,000
63028	HOLOCAUST MEMORIAL MIAMI BEACH REPL	-	-	-	-	-	-	670,000	670,000
63128	HOLOCAUST MEMORIAL MIAMI BEACH ROOF	-	-	-	-	-	-	335,000	335,000
63228	RHYTHM FOUNDATION AT NORTH MIAMI BE	-	-	-	-	-	-	201,000	201,000
63328	MIAMI CITY BALLET 3RD FLOOR WOOD FL	-	-	-	-	-	-	200,000	200,000
63519	BUOY PARK REFORESTATION IMPROVEMENT	-	-	-	-	-	-	150,000	150,000
20078	CITYWIDE STREET PAVEMENT	-	-	-	-	-	-	15,000,000	15,000,000
20128	POLICE HQ FACILITY	-	-	-	-	-	-	3,000,000	3,000,000
66418	FLAMINGO POOL DECK & PUMP ROOM	-	-	-	-	-	-	374,000	374,000
66518	SECURITY AUDIO SYSTEM FOR ALL POOLS	-	-	-	-	-	-	100,000	100,000
68120	NORMANDY SHORES GOLF CLUB PUMPS	-	-	-	-	-	-	196,000	196,000
68227	WATERWAY MARKERS PHASE II	-	-	-	-	-	-	1,134,000	1,134,000
68327	NORTH SHORE PARK BASEBALL SCOREBD.	-	-	-	-	-	-	82,000	82,000

MIAMIBEACH

CITY OF MIAMI BEACH
FY 2023 - 2027 CAPITAL IMPROVEMENT PLAN BY FUNDING SUMMARY

PROJECT	PROJECT NAME	Previous Years	FY 2023	FY 2024	FY 2025	FY 2026	FY 2027	Future	Total
68427	NORTH SHORE PARK YOUTH CENTER GYM	-	-	-	-	-	-	60,000	60,000
68527	SCOTT RAKOW YOUTH CENTER GYM BLEACH	-	-	-	-	-	-	60,000	60,000
68627	NORMANDY SHORES GOLF CLUB RANGE TEE	-	-	-	-	-	-	120,000	120,000
68727	SCOTT RAKOW YOUTH CNTR INTERCOM SYS	-	-	-	-	-	-	25,000	25,000
68827	NORTH SHORE PARK INTERCOM SYSTEM	-	-	-	-	-	-	25,000	25,000
69027	MAURICE GIBB PARK CCTV	-	-	-	-	-	-	150,000	150,000
69127	NIMBLE CCTV FAST STORAGE SERVER	-	-	-	-	-	-	397,000	397,000
69227	DRONE FLEET REPLACEMENT	-	-	-	-	-	-	200,000	200,000
69327	BRITTANY BAY PARK CCTV	-	-	-	-	-	-	125,000	125,000
69427	NORTH BEACH OCEANSIDE PARK CCTV	-	-	-	-	-	-	340,000	340,000
69527	CHASE AVENUE SHARED PATH CCTV	-	-	-	-	-	-	50,000	50,000
69627	PRIDE PARK CCTV (NO INFRASTRUCTURE)	-	-	-	-	-	-	125,000	125,000
69727	MICROWAVE NETWORK UPGRADE AND CONVE	-	-	-	-	-	-	600,000	600,000
69827	MBPD K-9 TRAINING FACILITY	-	-	-	-	-	-	98,000	98,000
69927	MIAMI BEACH BANDSHELL BACK OF HOUSE	-	-	-	-	-	-	1,525,500	1,525,500
	Fund Total:	**27,798,310**	**24,739,449**	**3,482,186**	**3,242,159**	**3,007,119**	**3,476,887**	**140,432,453**	**206,178,563**
303 GRANT FUNDED									
23380	PALM & HIBISCUS NEIGHBORHOOD IMPROVEMENTS	480,209	-	-	-	-	-	-	480,209
	Fund Total:	**480,209**	**-**	**-**	**-**	**-**	**-**	**-**	**480,209**
304 CAPITAL RESERVE									
20918	BRITTANY BAY PARK	295,000	-	-	-	-	-	-	295,000
21270	VENETIAN NEIGH. -ISLANDS	595,680	-	-	-	-	-	-	595,680
22750	ALTOS DEL MAR PARK	384,823	-	-	-	-	-	-	384,823
23180	BAYSHORE NEIGH. BID PACK D	639,000	-	-	-	-	-	-	639,000
23200	FLAMINGO PARK	295,000	-	-	-	-	-	-	295,000
23360	WEST AVE/BAY RD NEIGH.	30,000	-	-	-	-	-	-	30,000
23380	PALM & HIBISCUS NEIGHBORHOOD IMPROVEMENTS	3,288,290	-	-	-	-	-	-	3,288,290
25750	WEST AVE BDG OVER COLLINS CANAL	2,224,213	-	-	-	-	-	-	2,224,213
28610	RUE VENDOME PUBLIC PLAZA	717,705	-	-	-	-	-	-	717,705
28940	BAYSHORE NEIGH. CENTRAL - SOUTH	22,790	-	-	-	-	-	-	22,790
29600	MUSS PARK FACILITY	245,000	-	-	-	-	-	-	245,000
63822	1755 ROOF REPLACEMENT	120,000	-	-	-	-	-	-	120,000
	Fund Total:	**8,857,501**	**-**	**-**	**-**	**-**	**-**	**-**	**8,857,501**
305 SB QUALITY OF LIFE REST.TAX 1%									
20001	ALTON ROAD FOUNTAIN AT 20TH STREET	279,000	-	-	-	-	-	-	279,000
20011	WORLD WAR MEMORIAL	62,000	-	-	-	-	-	-	62,000
20177	OCEAN DR. EXTENDED SIDEWALK PROJECT	164,650	-	-	-	-	-	-	164,650

MIAMIBEACH

CITY OF MIAMI BEACH
FY 2023 - 2027 CAPITAL IMPROVEMENT PLAN BY FUNDING SUMMARY

PROJECT	PROJECT NAME	Previous Years	FY 2023	FY 2024	FY 2025	FY 2026	FY 2027	Future	Total
20223	LUMMUS PARK PLAYGROUND REPLACEMENT	-	-	-	-	750,000	-	-	750,000
20326	PASSIVE PARK ON 63RD AND PINETREE	-	-	-	-	-	828,000	-	828,000
20418	COLLINS PARK PERFORMING ARTS VENUE	-	-	-	1,179,000	-	-	-	1,179,000
20597	WEST AVENUE PHASE II	67,781	-	-	-	-	-	-	67,781
21119	BAYWALK 10TH TO 12TH STREET	310,000	-	-	-	-	-	-	310,000
21218	5TH STREET FLYOVER LIGHTING	148,779	-	-	-	-	-	-	148,779
21821	MBPD HEADQUARTERS RENOVATION	49,900	-	-	-	-	-	-	49,900
22118	ENTERTAINMENT DISTRICT CAMERAS	170,000	-	-	-	-	-	-	170,000
23200	FLAMINGO PARK	2,460,322	-	-	-	-	-	-	2,460,322
23423	COLLINS PARK ARTIST WRKFRC. HOUSING	-	2,414,551	-	-	-	-	-	2,414,551
25750	WEST AVE BDG OVER COLLINS CANAL	334,000	-	-	-	-	-	-	334,000
27360	RESTORATIVE TREEWELL-PH 4-SOUTH BCH	690,000	-	-	-	-	-	-	690,000
27800	STREET LIGHTING IMPROVEMENTS	201,988	-	-	-	-	-	-	201,988
28550	LIFEGUARD STAND REPLACEMENTS	1,798,800	-	-	-	-	-	-	1,798,800
28560	COLLINS PK LIGHTING SOUND SYSTEM	236,000	-	-	-	-	-	-	236,000
29760	RESTORATIVE TREEWELL-PH 3	683,911	-	-	-	-	-	-	683,911
60177	SOUTH BEACH PEDESTRIAN ZONES	300,000	-	-	200,000	-	-	-	500,000
60420	FIRE STATION 2-A/C REPLACEMENT	18,700	-	-	-	-	-	-	18,700
60720	BEACHWALK TREE WELLS 14-22 STREET	150,000	-	-	-	-	-	-	150,000
60825	BASS MUSEUM RETAINING WALL TILES	-	-	-	-	-	27,500	-	27,500
60925	COLONY THEATER EXTERIOR PAINTING	-	-	-	-	-	224,000	-	224,000
61025	FILLMORE MIAMI BEACH EXT. WINDOW	-	-	-	-	-	299,040	-	299,040
61125	MIAMI CITY BALLET OFFICE AREA FLOOR	-	-	-	-	-	145,600	-	145,600
61226	COLONY THEATER LOADING DOCK DOORS	-	-	-	-	55,000	-	-	55,000
61419	BEACHFRONT RESTROOMS-RENOVATIONS	25,000	-	-	-	-	-	-	25,000
61524	BASS MUSEUM EXTERIOR LIGHTING RENEW	-	-	-	-	86,000	-	-	86,000
61624	MIAMI CITY BALLET STUDIO BLACKOUT	-	-	-	-	37,000	-	-	37,000
61724	COLONY THEATER ACOUSTIC CURTAINS	-	-	-	-	50,000	-	-	50,000
61824	RESTORATION OF MERMAID SCULPTURE	-	-	-	-	133,000	-	-	133,000
61921	10TH ST. AUDIT. ENTRANCE DRAINAGE	-	-	250,000	-	-	-	-	250,000
62021	COLONY THEATER ELEVATOR	87,000	-	-	-	-	-	-	87,000
62022	FLAMINGO PARK TENNIS CENTER COURTS	130,000	-	-	-	-	-	-	130,000
62117	FIRE STATION #2 TRAINING TOWER	160,800	-	-	-	-	-	-	160,800
62119	BASS MUSEUM - ROOF REPLACEMENT	392,464	-	-	-	-	-	-	392,464
62121	BOTANICAL GARDENS RESTROOMS	50,500	-	-	-	-	-	-	50,500
62221	COLONY THEATER RESTROOM RENOVATION	-	-	73,000	-	-	-	-	73,000
62321	COLONY THEATER EXTERIOR PAINTING	-	-	68,000	-	-	-	-	68,000
62421	COLONY THEATER LED LIGHTS UPGRADE	-	-	40,000	-	-	-	-	40,000

MIAMIBEACH

CITY OF MIAMI BEACH
FY 2023 - 2027 CAPITAL IMPROVEMENT PLAN BY FUNDING SUMMARY

PROJECT	PROJECT NAME	Previous Years	FY 2023	FY 2024	FY 2025	FY 2026	FY 2027	Future	Total
62519	BEACHWALK DRAINAGE-S.POINTE - 23 ST	220,000	-	-	-	-	-	-	220,000
62523	ARTISTIC BOLLARDS	-	-	250,000	-	-	-	-	250,000
62922	BASS MUSEUM EXTERIOR WALL REPAIRS	-	-	39,000	-	-	-	-	39,000
63022	MIAMI CITY BALLET EXIT SIGN RENEWAL	-	-	73,000	-	-	-	-	73,000
63080	BEACH RESTROOMS PAINT AND CONCRETE	15,275	-	-	-	-	-	-	15,275
63122	10TH ST AUDITORIUM LED UPGRADE	-	-	104,000	-	-	-	-	104,000
63222	COLONY THEATER EXIT SIGN RENEWAL	-	-	36,000	-	-	-	-	36,000
63720	10TH ST AUDITORIUM-LOUVERS	52,000	-	-	-	-	-	-	52,000
63923	BASS MUSEUM KEYSTONE SEAL	-	-	63,000	-	-	-	-	63,000
64023	MIAMI CITY BALLET VARIABLE AIR VAL.	-	-	-	34,000	-	-	-	34,000
64123	COLONY THEATER IMPACT GLASS	-	-	103,000	-	-	-	-	103,000
64221	BASS MUSEUM WINDOW REPLACEMENT	67,355	-	-	-	-	-	-	67,355
64223	BASS MUSEUM INTERIOR GALLERY WALL	-	-	63,000	-	-	-	-	63,000
64321	BASS MUSEUM CONDENSER WATER PUMPS	45,450	-	-	-	-	-	-	45,450
64323	MIAMI CITY BALLET ACCESS CONTROL	-	-	50,000	-	-	-	-	50,000
64421	MBPD CUBAN MONUMENT RESTORATION	26,545	-	-	-	-	-	-	26,545
64423	MIAMI CITY BALLET UV LIGHT RETROFIT	-	-	33,000	-	-	-	-	33,000
64521	10TH ST AUDITORIUM HEAT PUMP RENEWL	191,900	-	-	-	-	-	-	191,900
64523	MIAMI CITY BALLET BOARD ROOM CARPET	-	-	88,000	-	-	-	-	88,000
64621	CITYWIDE PK LANDSCAPING IMPROVEMENT	200,000	-	-	-	-	-	-	200,000
64623	BASS MUSEUM GALLERY FLOOR RENO.	-	-	226,000	-	-	-	-	226,000
64723	10TH STREET AUDITORIUM SECURITY ENH	-	-	34,000	-	-	-	-	34,000
64823	BASS MUSEUM TRANQUILITY FOUNTAIN	-	-	46,000	-	-	-	-	46,000
64918	SMART LIGHTING MASTER PLAN	664,012	-	-	-	503,233	296,767	-	1,464,012
65220	MIAMI CITY BALLET STUDIO FLOORING	179,000	-	-	-	-	-	-	179,000
65222	MDPL MUSEUM MASTERTPLAN	175,000	-	-	-	-	-	-	175,000
65422	WATERWAY MARKERS & SIGNS	263,000	-	-	-	-	-	-	263,000
65522	BASS MUSEUM 40 YEAR RECERTIFICATION	100,000	-	-	-	-	-	-	100,000
65821	FILLMORE ESCALATOR REPAIRS	74,694	-	-	-	-	-	-	74,694
65923	BASS MUSEUM FIRE ALARM REPLACEMENT	-	276,000	-	-	-	-	-	276,000
66021	SOUTH POINTE PARK RESTROOMS RENO.	20,000	-	-	-	-	-	-	20,000
66022	SOUTH POINTE PARK SPLASH PAD	-	-	-	249,000	-	-	-	249,000
66023	BEACH SHOWERS AT LUMMUS PARK	-	171,000	-	-	-	-	-	171,000
66420	DADE BOULEVARD PEDESTRIAN PATHWAY	225,000	-	-	-	-	-	-	225,000
66520	SOUTH BEACH ROW LANDSCAPE	280,000	-	-	170,915	229,085	-	-	680,000
66720	COLONY THEATER-SOUND AND VIDEO	-	-	107,000	-	-	-	-	107,000
66920	S. P. PARK-FISHING PIER RAILING REP	198,000	-	-	-	-	-	-	198,000
67120	SOUNDSCAPE PARK IMPROVEMENTS	28,000	-	-	-	-	-	-	28,000

MIAMIBEACH

CITY OF MIAMI BEACH
FY 2023 - 2027 CAPITAL IMPROVEMENT PLAN BY FUNDING SUMMARY

PROJECT	PROJECT NAME	Previous Years	FY 2023	FY 2024	FY 2025	FY 2026	FY 2027	Future	Total
68820	BEACH RESTROOMS EXHAUST SYSTEMS	19,000	-	-	-	-	-	-	19,000
69620	S. BOWL SIGNAGE/ PAINTING/ LIGHTING	150,000	-	-	-	-	-	-	150,000
	Fund Total:	**12,165,826**	**2,861,551**	**1,746,000**	**1,832,915**	**1,843,318**	**1,820,907**	**-**	**22,270,517**
306 MB QUALITY OF LIFE RESO.TX 1%									
20108	MIAMI B. GOLF COURSE PRACTICE TEE	124,000	-	-	-	-	-	-	124,000
20110	28TH STREET OBELISK STABILIZATION	250,000	-	-	-	-	-	-	250,000
20123	INDIAN BCH PK PLAYGROUND EXPANSION	792,000	-	-	-	-	-	-	792,000
21019	SHORT-TERM 41ST ST RECOMMENDATIONS	100,000	-	-	-	-	-	-	100,000
21420	MB GOLF COURSE IRRIGATION PUMP	100,000	-	-	-	-	-	-	100,000
21620	SECURITY CAMERAS ON BEACHWALK 23-46	903,000	-	-	-	-	-	-	903,000
26270	BAYSHORE PARK (PAR 3)	2,390,000	-	-	-	-	-	-	2,390,000
27800	STREET LIGHTING IMPROVEMENTS	493,600	-	-	-	-	-	-	493,600
28070	MIDDLE BEACH REC. CORRIDOR PH III	2,675,000	-	-	-	-	-	-	2,675,000
28550	LIFEGUARD STAND REPLACEMENTS	540,000	-	-	-	-	-	-	540,000
28850	MAURICE GIBB PARK REDESIGN	1,973,482	-	-	-	-	-	-	1,973,482
29600	MUSS PARK FACILITY	2,450,000	-	-	-	-	-	-	2,450,000
29810	ALLEYWAY RESTORATION PH III	60,000	-	-	-	-	-	-	60,000
60077	FIRE STATION 2 ALARM SYSTEM	10,000	-	-	-	-	-	-	10,000
60121	BEACHVIEW PARK IMPROVEMENTS	-	-	810,000	-	-	-	-	810,000
60725	MIAMI BEACH GOLF CLUB PATIO AWNING	-	-	-	120,000	-	-	-	120,000
60824	MB GOLF CLUBHOUSE CARPET REPLACEMNT	-	-	-	42,000	-	-	-	42,000
61224	MIAMI BEACH GOLF CLUB HOLE # 3 LAKE	-	-	60,000	-	-	-	-	60,000
61419	BEACHFRONT RESTROOMS-RENOVATIONS	26,000	-	-	-	-	-	-	26,000
61719	41ST STREET BRIDGES REPAIR	440,000	-	-	-	-	-	-	440,000
61819	BEACHWALK DRAINAGE - 24 ST TO 46 ST	100,000	-	-	-	-	-	-	100,000
61822	MB GOLF CLUB DRIVING RANGE NETTING	114,000	-	-	-	-	-	-	114,000
61919	41ST STREET FOUNTAIN RESTORATION	122,000	-	-	-	-	-	-	122,000
61922	MB GOLF CLUBHOUSE PAINTING	-	-	70,000	-	-	-	-	70,000
62019	MIDDLE BEACH ROW LANDSCAPE	182,000	-	-	50,000	50,000	-	-	282,000
62023	MB GOLF CLUB KITCHEN FLOOR REPLACMT	43,000	-	-	-	-	-	-	43,000
62117	FIRE STATION #2 TRAINING TOWER	80,091	-	-	-	-	-	-	80,091
62423	SECURITY CAMERA BCHWALK - 46-63 ST	-	-	1,816,000	-	-	-	-	1,816,000
62523	ARTISTIC BOLLARDS	-	-	250,000	-	-	-	-	250,000
63622	MB GOLF CLUB REEL GRINDERS REPLACMT	71,000	-	-	-	-	-	-	71,000
64119	INDIAN CREEK LANDSCAPE & IRRIGATION	363,500	1,227,000	-	-	-	-	-	1,590,500
64121	FIRE STATION #3 40 YEAR RECERT.	48,700	-	-	-	-	-	-	48,700
64918	SMART LIGHTING MASTER PLAN	200,000	-	-	600,000	200,000	-	-	1,000,000

MIAMIBEACH

CITY OF MIAMI BEACH
FY 2023 - 2027 CAPITAL IMPROVEMENT PLAN BY FUNDING SUMMARY

PROJECT	PROJECT NAME	Previous Years	FY 2023	FY 2024	FY 2025	FY 2026	FY 2027	Future	Total
65322	MIAMI BEACH GOLF CLUB LAKE AERATION	45,000	-	-	-	-	-	-	45,000
65422	WATERWAY MARKERS & SIGNS	132,000	-	-	-	-	-	-	132,000
66322	NON-MOTORIZED VESSEL KAYAK LAUNCH	70,000	-	-	400,000	-	-	-	470,000
68820	BEACH RESTROOMS EXHAUST SYSTEMS	9,000	-	-	-	-	-	-	9,000
	Fund Total:	**14,907,373**	**1,227,000**	**3,006,000**	**1,212,000**	**250,000**	**-**	**-**	**20,602,373**
307 NB QUAL OF LIFE RESORT TAX 1%									
20023	ALLISON PARK PLAYGROUND REPLACEMENT	-	-	-	795,000	-	-	-	795,000
20421	NORTH SHORE BANDSHELL REAR CANOPY	310,000	-	-	-	-	-	-	310,000
20627	NORTH SHORE BANDSHELL CANOPY	668,000	-	-	-	-	-	-	668,000
20920	NORTH SHORE BANDSHELL REAR SEATING	188,000	-	-	-	-	-	-	188,000
22150	72 ST. COMMUNITY COMPLEX	346,000	-	-	-	-	-	-	346,000
22218	NORTH BEACH YARD	59,263	-	-	-	-	-	-	59,263
22750	ALTOS DEL MAR PARK	1,350,000	-	-	-	-	-	-	1,350,000
25380	BAND SHELL MASTER PLAN	1,133,372	-	-	-	-	-	-	1,133,372
26500	KAYAK LAUNCH DOCKS	644,080	-	-	-	-	-	-	644,080
27800	STREET LIGHTING IMPROVEMENTS	717	-	629,000	-	-	-	-	629,717
27950	NORTH BEACH OCEANSIDE PARK	3,675,000	-	-	-	-	-	-	3,675,000
28550	LIFEGUARD STAND REPLACEMENTS	540,000	-	-	-	-	-	-	540,000
28600	NSPYC EXTERIOR CAFE AND RESTROOMS	1,001,000	-	-	-	-	-	-	1,001,000
28610	RUE VENDOME PUBLIC PLAZA	1,794,000	-	-	-	-	-	-	1,794,000
28630	BONITA DRIVE STREET END IMPROVEMENT	135,000	-	-	-	-	-	-	135,000
29550	CMB SKATEPARK	150,280	-	-	-	-	-	-	150,280
29620	ALLISON PARK REDESIGN	1,432,000	-	-	-	-	-	-	1,432,000
29810	ALLEYWAY RESTORATION PH III	60,000	-	-	-	-	-	-	60,000
60237	COLLINS / HARDING ALLEY RESTORATION	100,000	-	-	-	-	-	-	100,000
60921	N. SHORES GOLF CLUB-CLUBHOUSE ROOF	-	184,000	-	-	-	-	-	184,000
61024	MIAMI BEACH TENNIS CENTER COURT RES	-	-	185,000	-	-	-	-	185,000
61124	NORTH BEACH OCEANSIDE PARK DOG PARK	-	-	-	95,500	-	-	-	95,500
61219	N. SHORE TENNIS FACILITY FENCE	47,000	-	-	-	-	-	-	47,000
61319	N. SHORE BANDSHELL PLUMBING REPAIRS	30,000	-	-	-	-	-	-	30,000
61419	BEACHFRONT RESTROOMS-RENOVATIONS	72,000	-	-	-	-	-	-	72,000
61619	NORTH BEACH ROW LANDSCAPING	157,000	-	312,613	112,613	-	-	-	582,226
62523	ARTISTIC BOLLARDS	-	-	250,000	-	-	-	-	250,000
62623	SECURITY CAMERA BCHWALK - 63-79 ST	-	-	1,295,500	-	-	-	-	1,295,500
63318	NORMANDY ISLE PARK POOL RENOVATIONS	375,000	-	-	-	-	-	-	375,000
63522	NORTH SHORE BANDSHELL SIGNAGE REPL.	-	-	97,000	-	-	-	-	97,000
64160	PAINTING & LIGHTING OF BRIDGES	1,585,000	-	-	-	-	-	-	1,585,000

MIAMIBEACH

CITY OF MIAMI BEACH
FY 2023 - 2027 CAPITAL IMPROVEMENT PLAN BY FUNDING SUMMARY

PROJECT	PROJECT NAME	Previous Years	FY 2023	FY 2024	FY 2025	FY 2026	FY 2027	Future	Total
64190	ENTRANCE SIGNS TO NORTH BEACH	302,000	-	831,679	-	-	-	-	1,133,679
64722	SHANE ROWING CENTER HVAC UNITS REPL	76,000	-	-	-	-	-	-	76,000
64822	SHANE ROWING CENTER DOCK RAMP	-	-	227,000	-	-	-	-	227,000
64918	SMART LIGHTING MASTER PLAN	396,883	-	400,000	200,000	200,000	-	-	1,196,883
64922	NB O/S PK BEACHWALK CCTV 79-87 ST	156,000	-	-	-	-	-	-	156,000
65921	71ST STREET BUSINESS CORRIDOR LIGHT	69,000	-	-	-	-	-	-	69,000
67140	81ST ST PEDESTRIAN BRIDGE	180,000	-	-	-	-	-	-	180,000
68820	BEACH RESTROOMS EXHAUST SYSTEMS	7,000	-	-	-	-	-	-	7,000
	Fund Total:	**17,039,595**	**184,000**	**4,227,792**	**1,203,113**	**200,000**	**-**	**-**	**22,854,500**
308 RESORT TAX REV. BONDS 2015									
28160	CONVENTION CENTER RENOVATION	216,632,193	-	-	-	-	-	-	216,632,193
	Fund Total:	**216,632,193**	**-**	**-**	**-**	**-**	**-**	**-**	**216,632,193**
309 RDA SERIES 2015A									
23023	MBCC COOLING TOWER OVERHAUL	-	300,000	-	-	-	-	-	300,000
23123	MBCC RENOVATION PUNCH LIST ITEMS	-	501,000	-	-	-	-	-	501,000
28160	CONVENTION CENTER RENOVATION	268,602,420	-	-	-	-	-	-	268,602,420
28170	CONVENTION CENTER PARK	7,750,000	1,197,000	-	-	-	-	-	8,947,000
28180	CONVENTION CENTER - CARL FISHER	3,997,580	-	-	-	-	-	-	3,997,580
29310	CONVENTION CNTR LINCN RD CONNECTOR	10,000,000	-	-	-	-	-	-	10,000,000
29320	17TH STREET NORTH IMPROVEMENTS	2,000,000	-	-	-	-	-	-	2,000,000
	Fund Total:	**292,350,000**	**1,998,000**	**-**	**-**	**-**	**-**	**-**	**294,348,000**
320 GENERAL CAPITAL -MDC ILA									
20597	WEST AVENUE PHASE II	7,390,575	-	-	-	-	-	-	7,390,575
21220	INDIAN CREEK STREET DRAINAGE IMP.	352,755	-	-	-	-	-	-	352,755
23000	SUNSET HARBOUR PUMPSTATION UPGRADES	989,081	-	-	-	-	-	-	989,081
	Fund Total:	**8,732,411**	**-**	**-**	**-**	**-**	**-**	**-**	**8,732,411**
350 PALM ISLAND UNDERGROUND UTILIT									
23380	PALM & HIBISCUS NEIGHBORHOOD IMPROVEMENTS	1,337,096	-	-	-	-	-	-	1,337,096
	Fund Total:	**1,337,096**	**-**	**-**	**-**	**-**	**-**	**-**	**1,337,096**
351 REALLOC. FUNDS-OTHER CAP. PROJ									
20297	EXPANSION OF CITY WIDE SURVEILLANCE	180,000	-	-	-	-	-	-	180,000
25750	WEST AVE BDG OVER COLLINS CANAL	59,952	-	-	-	-	-	-	59,952
	Fund Total:	**239,952**	**-**	**-**	**-**	**-**	**-**	**-**	**239,952**
365 CITY CENTER RDA CAP FUND									
23270	CITY CENTER COMMERCIAL DISTRICT BPB	13,539,610	-	-	-	-	-	-	13,539,610
23360	WEST AVE/BAY RD NEIGH.	750,000	-	-	-	-	-	-	750,000
25650	CITYWIDE CURB RAMP INSTALLATION	1,500	-	-	-	-	-	-	1,500

MIAMIBEACH

CITY OF MIAMI BEACH
FY 2023 - 2027 CAPITAL IMPROVEMENT PLAN BY FUNDING SUMMARY

PROJECT	PROJECT NAME	Previous Years	FY 2023	FY 2024	FY 2025	FY 2026	FY 2027	Future	Total
25980	BASS MUSEUM GENERATOR	117,816	-	-	-	-	-	-	117,816
27070	BEACHWALK LIGHTING RETRO	665,625	-	-	-	-	-	-	665,625
27600	SEAWALL-BOTANICAL GARDEN	1,208,662	-	-	-	-	-	-	1,208,662
27780	MIAMI CITY BALLET WINDOWS	126,799	-	-	-	-	-	-	126,799
28010	COLLINS PARK PARKING GARAGE	25,521,271	-	-	-	-	-	-	25,521,271
28160	CONVENTION CENTER RENOVATION	21,114,221	-	-	-	-	-	-	21,114,221
28180	CONVENTION CENTER - CARL FISHER	265,320	-	-	-	-	-	-	265,320
29300	LINCOLN RD LENOX-COLLINS W/SIDE ST.	20,000,000	-	-	-	-	-	-	20,000,000
29500	COLLINS CANAL ENHANCEMENT PROJECT	2,999,999	-	-	-	-	-	-	2,999,999
29530	COLLINS PARK ANCILLARY IMPROVEMENTS	4,000,000	-	-	-	-	-	-	4,000,000
29880	LINCOLN RD MALL ADA PEDESTRIAN	87,500	-	-	-	-	-	-	87,500
	Fund Total:	**90,398,323**	**-**	**-**	**-**	**-**	**-**	**-**	**90,398,323**
366 PARKS AND REC. BEAUTIF. FUNDS									
20577	BELLE ISLE PARK PLAYGROUND	230,000	-	-	-	-	-	-	230,000
21270	VENETIAN NEIGH. -ISLANDS	23,355	-	-	-	-	-	-	23,355
23000	SUNSET HARBOUR PUMPSTATION UPGRADES	440,800	-	-	-	-	-	-	440,800
28850	MAURICE GIBB PARK REDESIGN	626,542	-	-	-	-	-	-	626,542
61920	MAURICE GIBB SOIL REMEDIATION	196,000	-	-	-	-	-	-	196,000
67420	FLAMINGO PARK POOL PLAYGROUND	65,383	-	-	-	-	-	-	65,383
	Fund Total:	**1,582,080**	**-**	**-**	**-**	**-**	**-**	**-**	**1,582,080**
369 GULF BREEZE BOND FUND -OTHER									
64822	SHANE ROWING CENTER DOCK RAMP	413,000	-	-	-	-	-	-	413,000
	Fund Total:	**413,000**	**-**	**-**	**-**	**-**	**-**	**-**	**413,000**
370 RCP -1996 15M GO BOND									
20577	BELLE ISLE PARK PLAYGROUND	5,566	-	-	-	-	-	-	5,566
22750	ALTOS DEL MAR PARK	315,849	-	-	-	-	-	-	315,849
23200	FLAMINGO PARK	336,423	-	-	-	-	-	-	336,423
67420	FLAMINGO PARK POOL PLAYGROUND	104,175	-	-	-	-	-	-	104,175
	Fund Total:	**762,013**	**-**	**-**	**-**	**-**	**-**	**-**	**762,013**
372 MDC ILA CONSTRUCTION OF LIBRARY									
22150	72 ST. COMMUNITY COMPLEX	-	961,262	-	-	-	-	-	961,262
	Fund Total:	**-**	**961,262**	**-**	**-**	**-**	**-**	**-**	**961,262**
373 99 GO BONDS-NEIGHBORHOOD IMPRO									
22050	BAYSHORE NEIGH. BID PACK A	(200)	-	-	-	-	-	-	(200)
23180	BAYSHORE NEIGH. BID PACK D	3,828	-	-	-	-	-	-	3,828
23220	NORTH SHORE NEIGH. IMPROVEMENTS	427,541	-	-	-	-	-	-	427,541
23240	LA GORCE NEIGHBORHOOD IMPROVEMENTS	64,203	-	-	-	-	-	-	64,203

MIAMIBEACH

CITY OF MIAMI BEACH
FY 2023 - 2027 CAPITAL IMPROVEMENT PLAN BY FUNDING SUMMARY

PROJECT	PROJECT NAME	Previous Years	FY 2023	FY 2024	FY 2025	FY 2026	FY 2027	Future	Total
23360	WEST AVE/BAY RD NEIGH.	197,991	-	-	-	-	-	-	197,991
	Fund Total:	**693,363**	**-**	**-**	**-**	**-**	**-**	**-**	**693,363**
374 GULF BREEZE									
23200	FLAMINGO PARK	137,080	-	-	-	-	-	-	137,080
	Fund Total:	**137,080**	**-**	**-**	**-**	**-**	**-**	**-**	**137,080**
376 99 GO BONDS - NEIGHBORHOOD IMP									
21270	VENETIAN NEIGH. -ISLANDS	2,930,534	-	-	-	-	-	-	2,930,534
22050	BAYSHORE NEIGH. BID PACK A	417,634	-	-	-	-	-	-	417,634
23220	NORTH SHORE NEIGH. IMPROVEMENTS	245,045	-	-	-	-	-	-	245,045
23240	LA GORCE NEIGHBORHOOD IMPROVEMENTS	61	-	-	-	-	-	-	61
23360	WEST AVE/BAY RD NEIGH.	13,527	-	-	-	-	-	-	13,527
23380	PALM & HIBISCUS NEIGHBORHOOD IMPROVEMENTS	47,808	-	-	-	-	-	-	47,808
	Fund Total:	**3,654,609**	**-**	**-**	**-**	**-**	**-**	**-**	**3,654,609**
377 99 GO BONDS - PARKS & BEACHES									
22750	ALTOS DEL MAR PARK	109,643	-	-	-	-	-	-	109,643
23200	FLAMINGO PARK	203,400	-	-	-	-	-	-	203,400
	Fund Total:	**313,043**	**-**	**-**	**-**	**-**	**-**	**-**	**313,043**
378 99 GO BONDS FIRE SAFETY (B)									
67123	FIRE STATION 3 - SECURITY SYSTEM	-	43,000	-	-	-	-	-	43,000
	Fund Total:	**-**	**43,000**	**-**	**-**	**-**	**-**	**-**	**43,000**
379 SOUTH POINTE RDA									
20587	1ST STREET-ALTON RD TO WASHINGTON	4,669,616	-	-	-	-	-	-	4,669,616
23018	SOUTH POINTE PARK LIGHTING	585,000	-	-	-	-	-	-	585,000
23223	SOUTH OF FIFTH NEIGH. TRAFFIC CALM.	-	979,112	-	-	-	-	-	979,112
27370	54IN DIAMETER REDUNDANT SEWER FORCE	990,000	-	-	-	-	-	-	990,000
60177	SOUTH BEACH PEDESTRIAN ZONES	650,000	-	-	-	-	-	-	650,000
61117	RESTORATIVE TREE WELL TREATMENT	145,000	-	-	-	-	-	-	145,000
	Fund Total:	**7,039,616**	**979,112**	**-**	**-**	**-**	**-**	**-**	**8,018,728**
381 2001 GULF BREEZE - NORM. GOLF									
67223	NORMANDY SHORES GOLF CLUB KITCH. FL	-	27,000	-	-	-	-	-	27,000
	Fund Total:	**-**	**27,000**	**-**	**-**	**-**	**-**	**-**	**27,000**
382 2003 G.O. BONDS-FIRE SAFETY									
60077	FIRE STATION 2 ALARM SYSTEM	89,000	-	-	-	-	-	-	89,000
67323	FIRE STATION 2 ADMIN - EXIT SIGNS	-	34,033	-	-	-	-	-	34,033
	Fund Total:	**89,000**	**34,033**	**-**	**-**	**-**	**-**	**-**	**123,033**
383 2003 GO BONDS-PARKS & BEACHES									
20237	FAIRWAY PARK IMPROVEMENTS	116	-	-	-	-	-	-	116

MIAMIBEACH

CITY OF MIAMI BEACH
FY 2023 - 2027 CAPITAL IMPROVEMENT PLAN BY FUNDING SUMMARY

PROJECT	PROJECT NAME	Previous Years	FY 2023	FY 2024	FY 2025	FY 2026	FY 2027	Future	Total
20577	BELLE ISLE PARK PLAYGROUND	46,349	-	-	-	-	-	-	46,349
22750	ALTOS DEL MAR PARK	2,790,357	-	-	-	-	-	-	2,790,357
23200	FLAMINGO PARK	4,648,453	-	-	-	-	-	-	4,648,453
67420	FLAMINGO PARK POOL PLAYGROUND	76,026	-	-	-	-	-	-	76,026
67423	BEACH WALK PONDING AT 53RD STREET	-	54,039	-	-	-	-	-	54,039
	Fund Total:	**7,561,301**	**54,039**	**-**	**-**	**-**	**-**	**-**	**7,615,340**
384 2003 GO BONDS - NEIGHBORHOODS									
20327	2 WAY CONVERSION 42ND ST. SHERIDAN	510,000	-	-	-	-	-	-	510,000
20597	WEST AVENUE PHASE II	3,010,683	-	-	-	-	-	-	3,010,683
21270	VENETIAN NEIGH. -ISLANDS	4,044,649	-	-	-	-	-	-	4,044,649
22050	BAYSHORE NEIGH. BID PACK A	3,106,901	-	-	-	-	-	-	3,106,901
23180	BAYSHORE NEIGH. BID PACK D	300,344	-	-	-	-	-	-	300,344
23220	NORTH SHORE NEIGH. IMPROVEMENTS	668,191	-	-	-	-	-	-	668,191
23240	LA GORCE NEIGHBORHOOD IMPROVEMENTS	372,930	-	-	-	-	-	-	372,930
23360	WEST AVE/BAY RD NEIGH.	3,878,208	-	-	-	-	-	-	3,878,208
23380	PALM & HIBISCUS NEIGHBORHOOD IMPROVEMENTS	567,822	-	-	-	-	-	-	567,822
25750	WEST AVE BDG OVER COLLINS CANAL	65,738	-	-	-	-	-	-	65,738
28940	BAYSHORE NEIGH. CENTRAL - SOUTH	3,795,522	-	-	-	-	-	-	3,795,522
29500	COLLINS CANAL ENHANCEMENT PROJECT	1,428,192	-	-	-	-	-	-	1,428,192
60257	BAY DRIVE NEIGHBORHOOD GREENWAY	100,000	-	-	-	-	-	-	100,000
	Fund Total:	**21,849,180**	**-**	**-**	**-**	**-**	**-**	**-**	**21,849,180**
388 MDC CDT INTERLOCAL-CDT/RTX									
20587	1ST STREET-ALTON RD TO WASHINGTON	70,931	-	-	-	-	-	-	70,931
20597	WEST AVENUE PHASE II	501,093	-	-	-	-	-	-	501,093
23200	FLAMINGO PARK	5,562,273	-	-	-	-	-	-	5,562,273
26270	BAYSHORE PARK (PAR 3)	4,558,090	-	-	-	-	-	-	4,558,090
27950	NORTH BEACH OCEANSIDE PARK	1,907,075	-	-	-	-	-	-	1,907,075
66718	BEACH STORAGE AREA ENCLOSURE	170,000	-	-	-	-	-	-	170,000
	Fund Total:	**12,769,462**	**-**	**-**	**-**	**-**	**-**	**-**	**12,769,462**
389 SOUTH POINTE CAPITAL									
20587	1ST STREET-ALTON RD TO WASHINGTON	5,446,274	-	-	-	-	-	-	5,446,274
21220	INDIAN CREEK STREET DRAINAGE IMP.	2,500,368	-	-	-	-	-	-	2,500,368
23000	SUNSET HARBOUR PUMPSTATION UPGRADES	551,300	-	-	-	-	-	-	551,300
23270	CITY CENTER COMMERCIAL DISTRICT BPB	3,381,241	-	-	-	-	-	-	3,381,241
23323	SOUTH OF FIFTH NEIGHBORHOOD TRAFFIC	-	31,150	-	-	-	-	-	31,150
23360	WEST AVE/BAY RD NEIGH.	4,900,000	-	-	-	-	-	-	4,900,000
23618	LENOX COURT & JEFFERSON AVE SEAWALL	300,000	-	-	-	-	-	-	300,000

MIAMIBEACH

CITY OF MIAMI BEACH
FY 2023 - 2027 CAPITAL IMPROVEMENT PLAN BY FUNDING SUMMARY

PROJECT	PROJECT NAME	Previous Years	FY 2023	FY 2024	FY 2025	FY 2026	FY 2027	Future	Total
25650	CITYWIDE CURB RAMP INSTALLATION	10,500	-	-	-	-	-	-	10,500
26340	PENRODS AT 1 OCEAN DR. PARKING LOT	2,798,310	-	-	-	-	-	-	2,798,310
27370	54IN DIAMETER REDUNDANT SEWER FORCE	6,600,000	-	-	-	-	-	-	6,600,000
28550	LIFEGUARD STAND REPLACEMENTS	300,000	-	-	-	-	-	-	300,000
28740	SEAWALL - HOLOCAUST MEMORIAL	100,000	-	-	-	-	-	-	100,000
28780	SEAWALL DADE BLVD - WASHINGTON AVE	1,625,000	-	-	-	-	-	-	1,625,000
28790	CONVENTION CENTER DR TO WASHINGTON	1,800,000	-	-	-	-	-	-	1,800,000
28820	INDIAN BEACH PARK SEAWALL	715,000	-	-	-	-	-	-	715,000
29560	BRITTANY BAY PARK SEAWALL	1,109,000	-	-	-	-	-	-	1,109,000
61117	RESTORATIVE TREE WELL TREATMENT	147,000	-	-	-	-	-	-	147,000
65219	SOUTH POINTE PARK HVAC REPLACEMENT	50,000	-	-	-	-	-	-	50,000
66618	SOUTH POINTE PK-FIRE ALARM RENEWAL	35,000	-	-	-	-	-	-	35,000
	Fund Total:	**32,368,993**	**31,150**	**-**	**-**	**-**	**-**	**-**	**32,400,143**
390 MIAMI-DADE COUNTY BOND									
23200	FLAMINGO PARK	3,099,000	-	-	-	-	-	-	3,099,000
25380	BAND SHELL MASTER PLAN	1,500,000	-	-	-	-	-	-	1,500,000
	Fund Total:	**4,599,000**	**-**	**-**	**-**	**-**	**-**	**-**	**4,599,000**
391 2019 GO BONDS – PARKS									
25019	GO#1: 72 ST. COMMUNITY COMPLEX	10,800,000	-	-	-	-	-	-	10,800,000
25119	GO#2: COLLINS PARK	557,287	-	-	-	-	-	-	557,287
25219	GO#3: CRESPI PARK	184,921	-	-	-	-	-	-	184,921
25319	GO#4: FAIRWAY PARK	260,000	-	-	-	-	-	-	260,000
25419	GO#5: FLAMINGO PARK & YOUTH CENTER	15,400,000	-	-	-	-	-	-	15,400,000
25719	GO#8: LUMMUS PARK	4,737,000	-	-	-	-	-	-	4,737,000
25819	GO#9: MARJORY STONEMAN DOUGLAS PARK	682,000	-	-	-	-	-	-	682,000
25919	GO#10: MAURICE GIBB PARK	4,500,000	-	-	-	-	-	-	4,500,000
26119	GO#12: NOBE OCEANSIDE PARK BEACHWLK	2,000,000	-	-	-	-	-	-	2,000,000
26219	GO#13: N.SHORE PARK & YOUTH CENTER	3,540,000	-	-	-	-	-	-	3,540,000
26319	GO#15: PAR 3 / BAYSHORE PARK	15,700,000	-	-	-	-	-	-	15,700,000
26419	GO#17: POLO PARK	493,675	-	-	-	-	-	-	493,675
26519	GO#18: SCOTT RAKOW YOUTH CENTER	4,053,045	-	-	-	-	-	-	4,053,045
26619	GO#19: SOUNDSCAPE PARK	4,500,000	-	-	-	-	-	-	4,500,000
26719	GO#23: BAYWLK PEDESTRIAN BRIDGE	10,000,000	-	-	-	-	-	-	10,000,000
26819	GO#24: MIDDLE BEACH BEACHWALK PH3	4,500,000	-	-	-	-	-	-	4,500,000
27119	GO#29: WEST LOTS	1,000,000	-	-	-	-	-	-	1,000,000
27219	GO#30: SKATE PARK	750,000	-	-	-	-	-	-	750,000
28919	GO#26: ROOFS FOR CULTURAL FACIL.	2,932,631	-	-	-	-	-	-	2,932,631

MIAMIBEACH

CITY OF MIAMI BEACH
FY 2023 - 2027 CAPITAL IMPROVEMENT PLAN BY FUNDING SUMMARY

PROJECT	PROJECT NAME	Previous Years	FY 2023	FY 2024	FY 2025	FY 2026	FY 2027	Future	Total
67819	GO#21: STILLWATER PARK	142,441	-	-	-	-	-	-	142,441
	Fund Total:	**86,733,000**	**-**	**-**	**-**	**-**	**-**	**-**	**86,733,000**
392 2019 GO BONDS - PUBLIC SAFETY									
22819	GO#57: CAMERAS- ENTERTAINMENT DIST.	1,490,000	-	-	-	-	-	-	1,490,000
23119	GO#49: PUBLIC SAFETY RADIO SYSTEM	9,700,000	-	-	-	-	-	-	9,700,000
28319	GO#45: FIRE STATION #1	4,000,000	-	-	-	-	-	-	4,000,000
28419	GO#46: OCEAN RESCUE NOBE FACILITY	1,000,000	-	-	-	-	-	-	1,000,000
28519	GO#47: LICENSE PLATE READERS	1,950,000	(374,326)	-	-	-	-	-	1,575,674
28719	GO#53: SECURITY FOR PUBLIC SPACES	2,000,000	(84)	-	-	-	-	-	1,999,916
28819	GO#54: MARINE PATROL FACILITY	2,000,000	-	-	-	-	-	-	2,000,000
68519	GO#48: POLICE HQ FACILITY	5,500,000	1,073,272	-	-	-	-	-	6,573,272
68819	GO#50: CAMERAS- BUSINESS DIST.	825,000	-	-	-	-	-	-	825,000
68919	GO#52: LED LIGHTING IN PARKS	3,741,000	(692,081)	-	-	-	-	-	3,048,919
69019	GO#55: STREET LIGHTING IMPROVEMENTS	3,500,000	-	-	-	-	-	-	3,500,000
69119	GO#56: CAMERAS- BEACHWALK	700,000	(6,781)	-	-	-	-	-	693,219
	Fund Total:	**36,406,000**	**-**	**-**	**-**	**-**	**-**	**-**	**36,406,000**
393 2019 GO BONDS- NEIGHBORHOODS									
24619	GO#37: SIDEWALK IMPROVEMENTS	4,619,682	-	-	-	-	-	-	4,619,682
27319	GO#31: OCEAN DRIVE CORRIDOR	2,000,000	-	-	-	-	-	-	2,000,000
27419	GO#32: PALM & HIBISCUS LANDSCAPING	1,000,000	-	-	-	-	-	-	1,000,000
27719	GO#36: WASHINGTON AVE. CORRIDOR	1,000,000	-	-	-	-	-	-	1,000,000
27819	GO#38: STREET PAVEMENT	5,800,000	-	-	-	-	-	-	5,800,000
27919	GO#39: SEAWALLS & SHORELINES	5,000,000	-	-	-	-	-	-	5,000,000
28019	GO#40: 41 ST. CORRIDOR	2,080,318	-	-	-	-	-	-	2,080,318
68219	GO#33: STREET TREE MASTER PLAN	2,620,000	-	-	-	-	-	-	2,620,000
68419	GO#42: TRAFFIC CALMING	1,500,000	-	-	-	-	-	-	1,500,000
68619	GO#43: BIKE LANES & SHARED USE PATH	2,380,000	-	-	-	-	-	-	2,380,000
	Fund Total:	**28,000,000**	**-**	**-**	**-**	**-**	**-**	**-**	**28,000,000**
410 BUILDING CAPITAL FUND									
26990	SECOND FL. RENOVATION-BUILDING DEPT	1,240,000	-	-	-	-	-	-	1,240,000
	Fund Total:	**1,240,000**	**-**	**-**	**-**	**-**	**-**	**-**	**1,240,000**
418 W&S CAP PROJ FNDED BY OPER FDS									
20527	FDOT UTILITIES RELOCATION	506,175	-	-	-	-	-	-	506,175
20619	WASTE WATER STATIONS REHABILITATION	4,070,733	-	-	-	-	-	-	4,070,733
23000	SUNSET HARBOUR PUMPSTATION UPGRADES	1,013,016	-	-	-	-	-	-	1,013,016
23360	WEST AVE/BAY RD NEIGH.	376,706	-	-	-	-	-	-	376,706
27370	54IN DIAMETER REDUNDANT SEWER FORCE	2,370,395	-	-	-	-	-	-	2,370,395

MIAMIBEACH

CITY OF MIAMI BEACH
FY 2023 - 2027 CAPITAL IMPROVEMENT PLAN BY FUNDING SUMMARY

PROJECT	PROJECT NAME	Previous Years	FY 2023	FY 2024	FY 2025	FY 2026	FY 2027	Future	Total
28120	WATER PUMP STATIONS IMPROVEMENTS	3,595,937	-	-	-	-	-	-	3,595,937
28220	WASTEWATER MANHOLE REHABILITATION	4,637,000	-	-	-	-	-	-	4,637,000
28320	SEWER PUMP STATION ODOR CONTROL	850,600	850,000	1,000,000	-	-	-	-	2,700,600
28520	WATER & WASTEWATER MAINS AND REHAB	7,974,599	6,382,000	-	-	-	-	-	14,356,599
60319	WATER METER REPLACEMENT PROGRAM	9,104,893	-	-	-	-	-	-	9,104,893
60419	DERM & EPA CONSENT DECREE	1,900,000	2,800,000	2,800,000	2,800,000	2,800,000	-	-	13,100,000
64923	PW WHS & SHOPS LED LIGHTS RETROFIT	-	74,000	-	-	-	-	-	74,000
65421	VALVE REPLACEMENT PROGRAM	1,029,000	-	-	-	-	-	-	1,029,000
66818	WATER STATION ROOF REPLACEMENT	30,000	-	-	-	-	-	-	30,000
67523	PUBLIC WORKS YARD WAREHOUSE LED LIG	-	90,000	-	-	-	-	-	90,000
67623	PUBLIC WORKS YARD EXTERIOR LIGHTS	-	112,000	-	-	-	-	-	112,000
67723	PUBLIC WORKS YARD RESTROOM EXHAUST	-	26,000	-	-	-	-	-	26,000
29310	CONVENTION CNTR LINCN RD CONNECTOR	-	-	-	-	-	-	3,468,000	3,468,000
64728	PUBLIC WORKS YARD EQUIPMENT	-	-	-	-	-	-	305,000	305,000
64828	PUBLIC WORKS YARD WATER DISTRIBUTN.	-	-	-	-	-	-	183,000	183,000
	Fund Total:	**37,459,054**	**10,334,000**	**3,800,000**	**2,800,000**	**2,800,000**	**-**	**3,956,000**	**61,149,054**
419 2017 WATER & SEWER BONDS									
20527	FDOT UTILITIES RELOCATION	677,529	-	-	-	-	-	-	677,529
20597	WEST AVENUE PHASE II	18,333,671	-	-	-	-	-	-	18,333,671
20619	WASTE WATER STATIONS REHABILITATION	11,103,400	-	-	-	-	-	-	11,103,400
20719	SCADA AND PLC SYSTEMS	3,137,750	-	-	-	-	-	-	3,137,750
21270	VENETIAN NEIGH. -ISLANDS	996,022	-	-	-	-	-	-	996,022
23000	SUNSET HARBOUR PUMPSTATION UPGRADES	539,631	-	-	-	-	-	-	539,631
23220	NORTH SHORE NEIGH. IMPROVEMENTS	138,427	(138,427)	-	-	-	-	-	-
23240	LA GORCE NEIGHBORHOOD IMPROVEMENTS	297,347	-	-	-	-	-	-	297,347
23360	WEST AVE/BAY RD NEIGH.	110,000	-	-	-	-	-	-	110,000
23380	PALM & HIBISCUS NEIGHBORHOOD IMPROVEMENTS	3,963,099	-	-	-	-	-	-	3,963,099
27370	54IN DIAMETER REDUNDANT SEWER FORCE	3,997,327	-	-	-	-	-	-	3,997,327
28120	WATER PUMP STATIONS IMPROVEMENTS	4,595,000	-	-	-	-	-	-	4,595,000
28220	WASTEWATER MANHOLE REHABILITATION	-	88,559	-	-	-	-	-	88,559
28520	WATER & WASTEWATER MAINS AND REHAB	26,276,820	138,427	-	-	-	-	-	26,415,247
28940	BAYSHORE NEIGH. CENTRAL - SOUTH	3,217,516	-	-	-	-	-	-	3,217,516
60319	WATER METER REPLACEMENT PROGRAM	7,000,000	-	-	-	-	-	-	7,000,000
65421	VALVE REPLACEMENT PROGRAM	1,762,488	-	-	-	-	-	-	1,762,488
	Fund Total:	**86,146,027**	**88,559**	**-**	**-**	**-**	**-**	**-**	**86,234,586**
420 W&S GBL SERIES 2010 2009-27243									
20527	FDOT UTILITIES RELOCATION	178,825	-	-	-	-	-	-	178,825

MIAMIBEACH

CITY OF MIAMI BEACH
FY 2023 - 2027 CAPITAL IMPROVEMENT PLAN BY FUNDING SUMMARY

PROJECT	PROJECT NAME	Previous Years	FY 2023	FY 2024	FY 2025	FY 2026	FY 2027	Future	Total
21270	VENETIAN NEIGH. -ISLANDS	2,766,100	-	-	-	-	-	-	2,766,100
22050	BAYSHORE NEIGH. BID PACK A	3,895,513	-	-	-	-	-	-	3,895,513
23000	SUNSET HARBOUR PUMPSTATION UPGRADES	2,500,062	-	-	-	-	-	-	2,500,062
23180	BAYSHORE NEIGH. BID PACK D	2,850,793	-	-	-	-	-	-	2,850,793
23220	NORTH SHORE NEIGH. IMPROVEMENTS	2,368,323	(6,001)	-	-	-	-	-	2,362,322
23360	WEST AVE/BAY RD NEIGH.	1,632,360	-	-	-	-	-	-	1,632,360
23380	PALM & HIBISCUS NEIGHBORHOOD IMPROVEMENTS	2,547,712	-	-	-	-	-	-	2,547,712
27370	54IN DIAMETER REDUNDANT SEWER FORCE	566	-	-	-	-	-	-	566
28220	WASTEWATER MANHOLE REHABILITATION	-	10,498	-	-	-	-	-	10,498
	Fund Total:	**18,740,254**	**4,497**	**-**	**-**	**-**	**-**	**-**	**18,744,751**
422 WATER AND SEWER IMPACT FEES									
20527	FDOT UTILITIES RELOCATION	1,215,000	-	-	-	-	-	-	1,215,000
23180	BAYSHORE NEIGH. BID PACK D	97,000	-	-	-	-	-	-	97,000
28220	WASTEWATER MANHOLE REHABILITATION	-	126,316	-	-	-	-	-	126,316
	Fund Total:	**1,312,000**	**126,316**	**-**	**-**	**-**	**-**	**-**	**1,438,316**
423 GULF BREEZE 2006									
21270	VENETIAN NEIGH. -ISLANDS	1,134,463	-	-	-	-	-	-	1,134,463
22050	BAYSHORE NEIGH. BID PACK A	765,052	-	-	-	-	-	-	765,052
23240	LA GORCE NEIGHBORHOOD IMPROVEMENTS	56,000	-	-	-	-	-	-	56,000
23380	PALM & HIBISCUS NEIGHBORHOOD IMPROVEMENTS	2,828,927	-	-	-	-	-	-	2,828,927
28220	WASTEWATER MANHOLE REHABILITATION	-	111,736	-	-	-	-	-	111,736
28940	BAYSHORE NEIGH. CENTRAL - SOUTH	106,792	-	-	-	-	-	-	106,792
	Fund Total:	**4,891,234**	**111,736**	**-**	**-**	**-**	**-**	**-**	**5,002,970**
424 WATER & SEWER BONDS 20005									
21270	VENETIAN NEIGH. -ISLANDS	3,659,741	-	-	-	-	-	-	3,659,741
22050	BAYSHORE NEIGH. BID PACK A	2,893,609	-	-	-	-	-	-	2,893,609
23180	BAYSHORE NEIGH. BID PACK D	777,897	-	-	-	-	-	-	777,897
23220	NORTH SHORE NEIGH. IMPROVEMENTS	2,024,350	-	-	-	-	-	-	2,024,350
23240	LA GORCE NEIGHBORHOOD IMPROVEMENTS	524,662	-	-	-	-	-	-	524,662
23360	WEST AVE/BAY RD NEIGH.	1,063,111	-	-	-	-	-	-	1,063,111
23380	PALM & HIBISCUS NEIGHBORHOOD IMPROVEMENTS	1,222,509	-	-	-	-	-	-	1,222,509
27370	54IN DIAMETER REDUNDANT SEWER FORCE	78,434	-	-	-	-	-	-	78,434
28220	WASTEWATER MANHOLE REHABILITATION	-	244,230	-	-	-	-	-	244,230
28940	BAYSHORE NEIGH. CENTRAL - SOUTH	1,715	-	-	-	-	-	-	1,715
	Fund Total:	**12,246,028**	**244,230**	**-**	**-**	**-**	**-**	**-**	**12,490,258**
425 WATER AND SEWER ENTERPRISE FUN									
21270	VENETIAN NEIGH. -ISLANDS	1,529,777	-	-	-	-	-	-	1,529,777

MIAMIBEACH

CITY OF MIAMI BEACH
FY 2023 - 2027 CAPITAL IMPROVEMENT PLAN BY FUNDING SUMMARY

PROJECT	PROJECT NAME	Previous Years	FY 2023	FY 2024	FY 2025	FY 2026	FY 2027	Future	Total
22050	BAYSHORE NEIGH. BID PACK A	50,770	-	-	-	-	-	-	50,770
23180	BAYSHORE NEIGH. BID PACK D	358,785	-	-	-	-	-	-	358,785
23360	WEST AVE/BAY RD NEIGH.	106,783	-	-	-	-	-	-	106,783
23380	PALM & HIBISCUS NEIGHBORHOOD IMPROVEMENTS	503,278	-	-	-	-	-	-	503,278
28940	BAYSHORE NEIGH. CENTRAL - SOUTH	309,433	-	-	-	-	-	-	309,433
64220	PUBLIC WORKS FACILITY EXTERIOR	84,914	-	-	-	-	-	-	84,914
	Fund Total:	**2,943,740**	**-**	**-**	**-**	**-**	**-**	**-**	**2,943,740**
427 STORMWATER ENTERPRISE FUND									
21270	VENETIAN NEIGH. -ISLANDS	2,600,270	-	-	-	-	-	-	2,600,270
23000	SUNSET HARBOUR PUMPSTATION UPGRADES	1,974,840	-	-	-	-	-	-	1,974,840
23380	PALM & HIBISCUS NEIGHBORHOOD IMPROVEMENTS	449,272	-	-	-	-	-	-	449,272
27170	SEAWALL-BISCAYNE BAY ST END PH. II	1,508,344	-	-	-	-	-	-	1,508,344
28940	BAYSHORE NEIGH. CENTRAL - SOUTH	75,486	-	-	-	-	-	-	75,486
	Fund Total:	**6,608,212**	**-**	**-**	**-**	**-**	**-**	**-**	**6,608,212**
428 STORMWATER BONDS 2000S									
20597	WEST AVENUE PHASE II	-	23,053	-	-	-	-	-	23,053
21270	VENETIAN NEIGH. -ISLANDS	4,353,561	-	-	-	-	-	-	4,353,561
22050	BAYSHORE NEIGH. BID PACK A	1,549,281	-	-	-	-	-	-	1,549,281
23180	BAYSHORE NEIGH. BID PACK D	119,600	-	-	-	-	-	-	119,600
23240	LA GORCE NEIGHBORHOOD IMPROVEMENTS	730,898	-	-	-	-	-	-	730,898
23270	CITY CENTER COMMERCIAL DISTRICT BPB	(28,330)	-	-	-	-	-	-	(28,330)
23360	WEST AVE/BAY RD NEIGH.	1,260,981	-	-	-	-	-	-	1,260,981
23380	PALM & HIBISCUS NEIGHBORHOOD IMPROVEMENTS	427,464	-	-	-	-	-	-	427,464
	Fund Total:	**8,413,455**	**23,053**	**-**	**-**	**-**	**-**	**-**	**8,436,508**
429 2017 STORMWATER BONDS									
20587	1ST STREET-ALTON RD TO WASHINGTON	17,459,326	-	-	-	-	-	-	17,459,326
20597	WEST AVENUE PHASE II	57,041,515	2,107,610	-	-	-	-	-	59,149,125
20719	SCADA AND PLC SYSTEMS	4,100,250	-	-	-	-	-	-	4,100,250
21220	INDIAN CREEK STREET DRAINAGE IMP.	5,267,542	-	-	-	-	-	-	5,267,542
23000	SUNSET HARBOUR PUMPSTATION UPGRADES	3,750,973	-	-	-	-	-	-	3,750,973
23180	BAYSHORE NEIGH. BID PACK D	2,343,000	-	-	-	-	-	-	2,343,000
23270	CITY CENTER COMMERCIAL DISTRICT BPB	2,300,000	-	-	-	-	-	-	2,300,000
23360	WEST AVE/BAY RD NEIGH.	515,356	-	-	-	-	-	-	515,356
23380	PALM & HIBISCUS NEIGHBORHOOD IMPROVEMENTS	5,699,315	-	-	-	-	-	-	5,699,315
25750	WEST AVE BDG OVER COLLINS CANAL	283,380	-	-	-	-	-	-	283,380
28920	BIOSWALE PILOT PROJECT	850,000	-	-	-	-	-	-	850,000
28940	BAYSHORE NEIGH. CENTRAL - SOUTH	1,065,000	-	-	-	-	-	-	1,065,000

MIAMIBEACH

CITY OF MIAMI BEACH
FY 2023 - 2027 CAPITAL IMPROVEMENT PLAN BY FUNDING SUMMARY

PROJECT	PROJECT NAME	Previous Years	FY 2023	FY 2024	FY 2025	FY 2026	FY 2027	Future	Total
	Fund Total:	**100,675,657**	**2,107,610**	**-**	**-**	**-**	**-**	**-**	**102,783,267**
431 2011 STORMWATER BOND2011-27782									
20597	WEST AVENUE PHASE II	-	107,809	-	-	-	-	-	107,809
21270	VENETIAN NEIGH. -ISLANDS	2,592,490	-	-	-	-	-	-	2,592,490
22050	BAYSHORE NEIGH. BID PACK A	10,632,774	-	-	-	-	-	-	10,632,774
23000	SUNSET HARBOUR PUMPSTATION UPGRADES	3,552,816	-	-	-	-	-	-	3,552,816
23180	BAYSHORE NEIGH. BID PACK D	2,606,560	-	-	-	-	-	-	2,606,560
23240	LA GORCE NEIGHBORHOOD IMPROVEMENTS	2,039	-	-	-	-	-	-	2,039
23270	CITY CENTER COMMERCIAL DISTRICT BPB	132,000	-	-	-	-	-	-	132,000
23360	WEST AVE/BAY RD NEIGH.	5,854,876	-	-	-	-	-	-	5,854,876
23380	PALM & HIBISCUS NEIGHBORHOOD IMPROVEMENTS	1,535,601	-	-	-	-	-	-	1,535,601
28940	BAYSHORE NEIGH. CENTRAL - SOUTH	104,420	-	-	-	-	-	-	104,420
	Fund Total:	**27,013,576**	**107,809**	**-**	**-**	**-**	**-**	**-**	**27,121,385**
432 STORMWATER BONDS 2015									
21270	VENETIAN NEIGH. -ISLANDS	20,516,285	-	-	-	-	-	-	20,516,285
22050	BAYSHORE NEIGH. BID PACK A	590,216	-	-	-	-	-	-	590,216
23000	SUNSET HARBOUR PUMPSTATION UPGRADES	12,962,851	-	-	-	-	-	-	12,962,851
23180	BAYSHORE NEIGH. BID PACK D	4,177,000	-	-	-	-	-	-	4,177,000
23270	CITY CENTER COMMERCIAL DISTRICT BPB	5,856,402	-	-	-	-	-	-	5,856,402
23360	WEST AVE/BAY RD NEIGH.	4,433,928	-	-	-	-	-	-	4,433,928
23380	PALM & HIBISCUS NEIGHBORHOOD IMPROVEMENTS	22,578,586	-	-	-	-	-	-	22,578,586
27370	54IN DIAMETER REDUNDANT SEWER FORCE	3,607,765	-	-	-	-	-	-	3,607,765
28940	BAYSHORE NEIGH. CENTRAL - SOUTH	11,686,706	-	-	-	-	-	-	11,686,706
	Fund Total:	**86,409,739**	**-**	**-**	**-**	**-**	**-**	**-**	**86,409,739**
433 STORMWATER PROJECTS - MDC ILA									
20422	FLAMINGO NEIGHBORHOOD	300,000	-	-	-	-	-	-	300,000
20597	WEST AVENUE PHASE II	1,787,000	-	-	-	-	-	-	1,787,000
21220	INDIAN CREEK STREET DRAINAGE IMP.	8,957,255	-	-	-	-	-	-	8,957,255
23180	BAYSHORE NEIGH. BID PACK D	1,200,000	-	-	-	-	-	-	1,200,000
23220	NORTH SHORE NEIGH. IMPROVEMENTS	450,000	-	-	-	-	-	-	450,000
23380	PALM & HIBISCUS NEIGHBORHOOD IMPROVEMENTS	2,690,176	-	-	-	-	-	-	2,690,176
24020	ORCHARD PARK	250,000	-	-	-	-	-	-	250,000
28300	SHANE WATERSPORT SEAWALL	650,000	-	-	-	-	-	-	650,000
29020	CITYWIDE SEAWALL REHAB	10,000,000	-	-	-	-	-	-	10,000,000
	Fund Total:	**26,284,431**	**-**	**-**	**-**	**-**	**-**	**-**	**26,284,431**
434 STORMWATER CAPITAL NOT BONDS									
20597	WEST AVENUE PHASE II	-	3,326,397	-	-	-	-	-	3,326,397

MIAMIBEACH

CITY OF MIAMI BEACH
FY 2023 - 2027 CAPITAL IMPROVEMENT PLAN BY FUNDING SUMMARY

PROJECT	PROJECT NAME	Previous Years	FY 2023	FY 2024	FY 2025	FY 2026	FY 2027	Future	Total
21220	INDIAN CREEK STREET DRAINAGE IMP.	232,458	-	-	-	-	-	-	232,458
21720	DRAINAGE SYSTEM WATER QUALITY PILOT	500,000	-	-	-	-	-	-	500,000
23270	CITY CENTER COMMERCIAL DISTRICT BPB	628,603	-	-	-	-	-	-	628,603
23360	WEST AVE/BAY RD NEIGH.	401,046	-	-	-	-	-	-	401,046
29820	STORM WATER OUTFALLS	2,000,000	-	-	-	-	-	-	2,000,000
	Fund Total:	**3,762,107**	**3,326,397**	**-**	**-**	**-**	**-**	**-**	**7,088,504**
435 SANITATION ENTERPRISE FUND									
21920	RECONFIGURATION OF SANITATION AREA	330,000	-	-	-	-	-	-	330,000
61926	ELECTRO WAVE EXTERIOR & INTERIOR PA	-	-	-	-	28,000	-	-	28,000
64318	BAYSHORE GREEN WASTE FACILITY	750,000	-	-	-	-	-	-	750,000
66323	17TH STREET GARAGE EXPANSION & UPGR	-	536,000	-	-	-	-	-	536,000
67823	ELECTRO WAVE ROOF REPAIRS	-	17,000	-	-	-	-	-	17,000
67923	FLEET/SANITATION ROOF DRAIN	-	143,000	-	-	-	-	-	143,000
69470	FLEET/SANITATION FIRE ALARM SYSTEM	42,900	-	-	-	-	-	-	42,900
	Fund Total:	**1,122,900**	**696,000**	**-**	**-**	**28,000**	**-**	**-**	**1,846,900**
439 MIAMI-DADE COUNTY BOND-MBCC									
28160	CONVENTION CENTER RENOVATION	54,426,432	-	-	-	-	-	-	54,426,432
	Fund Total:	**54,426,432**	**-**	**-**	**-**	**-**	**-**	**-**	**54,426,432**
440 CONVENTION CENTER OPERATIONS									
28160	CONVENTION CENTER RENOVATION	1,557,174	-	-	-	-	-	-	1,557,174
28170	CONVENTION CENTER PARK	1,712,000	-	-	-	-	-	-	1,712,000
	Fund Total:	**3,269,174**	**-**	**-**	**-**	**-**	**-**	**-**	**3,269,174**
441 CONVENTION DEVELOPMENT TAX$35M									
28160	CONVENTION CENTER RENOVATION	19,921	-	-	-	-	-	-	19,921
	Fund Total:	**19,921**	**-**	**-**	**-**	**-**	**-**	**-**	**19,921**
442 CONVENTION DEVELOPMENT TAX$15M									
28160	CONVENTION CENTER RENOVATION	2,457,531	-	-	-	-	-	-	2,457,531
	Fund Total:	**2,457,531**	**-**	**-**	**-**	**-**	**-**	**-**	**2,457,531**
443 CONV CTR RENEWAL AND REPLACE									
20126	WALK- OFF MATS REPLACEMENT	-	-	-	-	1,500,000	-	-	1,500,000
20127	LED WALLS (VARIOUS LOCATIONS)	-	-	-	-	-	3,000,000	-	3,000,000
20226	EXHIBIT HALL COLUMNS FITTING INSTAL	-	-	-	-	250,000	-	-	250,000
20227	RAIN WATER PIPE RELOCATIONS/ENCLOSU	-	-	-	-	-	300,000	-	300,000
23523	MBCC COOLING TOWER ROOF REPLACEMENT	-	250,000	-	-	-	-	-	250,000
62025	POWER OUTPUT INCREASE TO 400 AMP DI	-	-	-	1,600,000	-	-	-	1,600,000
62026	ROOF TOP COOLING TOWER REPLACEMENT	-	-	-	-	200,000	-	-	200,000
62125	REPLACE THE EAST SIDE BOILER AND HO	-	-	-	250,000	-	-	-	250,000

MIAMIBEACH

CITY OF MIAMI BEACH
FY 2023 - 2027 CAPITAL IMPROVEMENT PLAN BY FUNDING SUMMARY

PROJECT	PROJECT NAME	Previous Years	FY 2023	FY 2024	FY 2025	FY 2026	FY 2027	Future	Total
62126	SOUND DEADENING PRODUCT INSTALLATIO	-	-	-	-	750,000	-	-	750,000
62225	BACK OF HOUSE PLATFORM INSTALLATION	-	-	-	250,000	-	-	-	250,000
62226	FORK LIFTS REPLACMENTS (4)	-	-	-	-	250,000	-	-	250,000
62325	WALK IN COOLERS (FIRST LEVEL WAREHO	-	-	-	300,000	-	-	-	300,000
62425	SMALL WARES/TABLE TOP BANQUET EQUIP	-	-	-	600,000	-	-	-	600,000
62624	MBCC INSTALL CAMLOCK TERMINATION BO	-	-	250,000	-	-	-	-	250,000
62724	MBCC WIRELESS NETWORK REPAIRING/COR	-	-	500,000	-	-	-	-	500,000
62824	AV SYSTEM NETWORK WIRING REDUNDANCY	-	-	40,000	-	-	-	-	40,000
62924	AV SYSTEM REDUNDANT HARDWARE	-	-	30,000	-	-	-	-	30,000
63024	AV SYSTEM AMPLIFIER POWER REWIRING	-	-	27,000	-	-	-	-	27,000
63124	EXTERIOR ELEVATOR SHAFTS FRENCH CLE	-	-	750,000	-	-	-	-	750,000
63224	XHALL VENTILATION EXTRACTION SYSTEM	-	-	100,000	-	-	-	-	100,000
63324	BALLROOM BEAM DETECTORS REPLACEMENT	-	-	1,000,000	-	-	-	-	1,000,000
63424	ADDITIONAL SURGE PROTECTION AND PHA	-	-	300,000	-	-	-	-	300,000
63524	FIBER CONNECTIVITY FROM MBCC TO PRI	-	-	100,000	-	-	-	-	100,000
63624	WALK IN COOLER/FREEZER (NEW MAIN KI	-	-	500,000	-	-	-	-	500,000
63724	LACTATION POD	-	-	35,000	-	-	-	-	35,000
63824	PLANT MATERIAL REPLACEMENT/ADDITION	-	-	150,000	-	-	-	-	150,000
63924	LOWER CONCRETE UNDER STRC. BEAM	-	-	400,000	-	-	-	-	400,000
64024	ADDITIONAL ELECTRICAL 100AMP OUTLET	-	-	600,000	-	-	-	-	600,000
64124	PORTABLE LED VMS BOARDS	-	-	40,000	-	-	-	-	40,000
64928	BACK OF HOUSE AREAS PROTECTION	-	-	-	-	-	200,000	-	200,000
65022	CONV.CTR. RUBBER WALLS REPLACEMENT	184,000	-	-	-	-	-	-	184,000
65023	CONV.CTR. EXHIBIT HALLS FIRE STROBE	-	300,000	-	-	-	-	-	300,000
65122	CONV.CTR. ADDITNL SECURITY CAMERAS	250,000	350,000	-	-	-	-	-	600,000
65123	CONV.CTR. VIBRATION ISOLATORS	-	100,000	-	-	-	-	-	100,000
65223	CONVENTION CTR. EXHIBIT HALL LIGHTS	-	60,000	-	-	-	-	-	60,000
67322	CONV.CTR PARKING DECK CRACKS REPAIR	280,000	-	-	-	-	-	-	280,000
67422	EAST CHILLED WATER PIPING INSUL.	35,000	-	-	-	-	-	-	35,000
67522	CANAL PARK LANDSCAPING REPLACEMENT	60,000	-	-	-	-	-	-	60,000
67622	TERRAZZO FLOOR SCRUBBERS	40,000	-	-	-	-	-	-	40,000
67722	ENERGY CONSUMPTION MANAGEMENT INTEG	35,000	-	-	-	-	-	-	35,000
67822	CHILLER LINES FLUSHING	5,000	-	-	-	-	-	-	5,000
68023	MBCC 40 YEAR RECERTIFICATION REPAIR	-	1,586,000	-	-	-	-	-	1,586,000
68123	ADDITIONAL FIRE PUMP INSTALLATION	-	250,000	-	-	-	-	-	250,000
68223	MBCC ELECTRICAL SWITCH GEAR	-	300,000	-	-	-	-	-	300,000
	Fund Total:	**889,000**	**3,196,000**	**4,822,000**	**3,000,000**	**2,950,000**	**3,500,000**	**-**	**18,357,000**

MIAMIBEACH

CITY OF MIAMI BEACH
FY 2023 - 2027 CAPITAL IMPROVEMENT PLAN BY FUNDING SUMMARY

PROJECT	PROJECT NAME	Previous Years	FY 2023	FY 2024	FY 2025	FY 2026	FY 2027	Future	Total
463 RDA- GARAGE FUND									
20022	16TH ST.GARAGE-JOINT REPLACEMENT	200,000	-	-	-	-	-	-	200,000
20200	TRANSPORTATION CAPITAL INITIATIVE	7,000,000	-	-	-	-	-	-	7,000,000
21124	16TH ST GARAGE-EXTERIOR RENEWAL	-	-	400,000	-	-	-	-	400,000
26100	GARAGE SECURITY CAMERA SYSTEM	250,000	-	-	-	-	-	-	250,000
28010	COLLINS PARK PARKING GARAGE	2,069,000	-	-	-	-	-	-	2,069,000
28160	CONVENTION CENTER RENOVATION	7,000,000	-	-	-	-	-	-	7,000,000
60023	16TH ST GARAGE-PLUMBING SYSTEM UPD.	-	75,000	-	-	-	-	-	75,000
60190	ANCHOR GARAGE ELEVATOR REPLACEMENT	357,995	-	-	-	-	-	-	357,995
60324	16TH STREET GARAGE-GENERATOR	-	-	250,000	-	-	-	-	250,000
61718	16TH STREET GARAGE FIRE SPRINKLER	1,444,000	-	-	-	-	-	-	1,444,000
61818	16TH STREET GARAGE STAIRWAYS	81,200	-	-	-	-	-	-	81,200
62422	16TH STREET GARAGE HVAC RENEWAL	54,000	-	-	-	-	-	-	54,000
62525	16TH ST. PARKING GARAGE HM DOORS RE	-	-	-	79,300	-	-	-	79,300
62721	16TH STREET GARAGE-OFFICE/RESTROOM	30,000	-	-	-	-	-	-	30,000
62821	16TH STREET GARAGE-ROOF TOP RENEWAL	34,000	-	-	-	-	-	-	34,000
64224	16TH ST. PARKING GARAGE AC CONDENS.	-	-	87,840	-	-	-	-	87,840
64324	16TH ST. PARKING GARAGE ROOFTOP AI	-	-	96,768	-	-	-	-	96,768
65019	16TH STREET GARAGE (ANCHOR) - PAINT	100,000	-	-	-	-	-	-	100,000
65228	16TH ST. PARKING GARAGE GENERATOR	-	-	-	-	274,500	-	-	274,500
65328	16TH ST. PARKING GARAGE EXIT SIGNS	-	-	-	-	-	87,840	-	87,840
65521	16TH STREET CANVAS AWNING RENEWAL	56,560	-	-	-	-	-	-	56,560
66918	ANCHOR GAR.-FIRE ALARM REPLACEMENT	221,000	-	-	-	-	-	-	221,000
67018	ANCHOR GARAGE-STAIRWELL DOORS	27,000	-	-	-	-	-	-	27,000
67118	ANCHOR - INTERIOR FLOOR DRAINAGE	30,000	-	-	-	-	-	-	30,000
67922	16TH ST. GRG.-EXT. PAINT & WATERPRF	550,000	-	-	-	-	-	-	550,000
68323	16TH ST. PARKING GARAGE REPLACEMENT	-	52,000	-	-	-	-	-	52,000
68423	16TH ST. PARKING GARAGE ELEVATOR	-	37,000	-	-	-	-	-	37,000
68523	16TH ST. PARKING GARAGE STORAGE	-	43,000	-	-	-	-	-	43,000
68623	16 ST. GARAGE BUILDING JOINT REPLAC	-	36,000	-	-	-	-	-	36,000
60129	16TH ST. PARKING GARAGE GENERAL PAI	-	-	-	-	-	-	183,000	183,000
60229	16TH ST. PARKING GARAGE PIPE BOLLAR	-	-	-	-	-	-	176,960	176,960
60329	16TH ST. PARKING GARAGE ROOF TOP LI	-	-	-	-	-	-	97,600	97,600
60429	16TH ST. PARKING GARAGE VEHICLE RES	-	-	-	-	-	-	172,020	172,020
65028	16TH ST. PARKING GARAGE ELECTRICAL	-	-	-	-	-	-	244,000	244,000
65128	16TH ST. PARKING GARAGE ELECTRICAL	-	-	-	-	-	-	306,220	306,220
	Fund Total:	**19,504,755**	**243,000**	**834,608**	**79,300**	**274,500**	**87,840**	**1,179,800**	**22,203,803**

MIAMIBEACH

CITY OF MIAMI BEACH
FY 2023 - 2027 CAPITAL IMPROVEMENT PLAN BY FUNDING SUMMARY

PROJECT	PROJECT NAME	Previous Years	FY 2023	FY 2024	FY 2025	FY 2026	FY 2027	Future	Total
465 RDA-ANCHOR SHOPS FUND									
20200	TRANSPORTATION CAPITAL INITIATIVE	6,000,000	-	-	-	-	-	-	6,000,000
28160	CONVENTION CENTER RENOVATION	5,900,000	-	-	-	-	-	-	5,900,000
	Fund Total:	**11,900,000**	**-**	**-**	**-**	**-**	**-**	**-**	**11,900,000**
467 PENN GARAGE FUND									
26100	GARAGE SECURITY CAMERA SYSTEM	233,000	-	-	-	-	-	-	233,000
60025	PENN GARAGE-ROOFTOP-STAIRS ELEVATOR	-	-	-	-	-	40,000	-	40,000
60524	PENN GARAGE-PLUMBING SYSTEM UPDATE	-	-	-	-	75,000	-	-	75,000
60823	PENN GARAGE-FIRE SPRINKLER RENEWAL	-	300,000	-	-	-	-	-	300,000
60923	PENN GARAGE-FIRE PUMP REPLACEMENT	-	100,000	-	-	-	-	-	100,000
61023	PENN GARAGE-FIRE ALARM SYSTEM	-	35,000	-	-	-	-	-	35,000
63021	PENN GARAGE-HVAC RENEWAL	105,000	-	-	-	-	-	35,000	140,000
63121	PENN GARAGE-TRAFFIC COATING-RETAIL	80,000	-	-	-	-	-	-	80,000
64319	PENN GARAGE - NEW LIGHTING DISPLAY	353,000	-	-	-	-	-	-	353,000
67218	PENN GRGE-SEALING OF SUPERSTRUCTURE	25,000	-	-	-	-	-	-	25,000
20025	PENN GARAGE-ELEVATOR RENEWAL	-	-	-	-	-	-	500,000	500,000
60424	PENN GARAGE-GENERATOR RENEWAL	-	-	-	-	-	-	200,000	200,000
60529	PENN GARAGE DOMESTIC WATER DISTRIBU	-	-	-	-	-	-	183,000	183,000
60629	PENN GARAGE EXIST SIGNS AND EMERGEN	-	-	-	-	-	-	183,000	183,000
60729	PENN GARAGE FIRE SPRINKLER RENEWAL	-	-	-	-	-	-	2,074,000	2,074,000
60829	PENN GARAGE GENERATOR UPGRADE	-	-	-	-	-	-	481,600	481,600
	Fund Total:	**796,000**	**435,000**	**-**	**-**	**75,000**	**40,000**	**3,656,600**	**5,002,600**
480 PARKING OPERATIONS FUND									
25650	CITYWIDE CURB RAMP INSTALLATION	20,000	-	-	-	-	-	-	20,000
26100	GARAGE SECURITY CAMERA SYSTEM	250,000	-	-	-	-	-	-	250,000
26290	17TH ST. PARKING GARAGE MAINTENANCE	100,000	-	-	-	-	-	-	100,000
26340	PENRODS AT 1 OCEAN DR. PARKING LOT	52,137	-	-	-	-	-	-	52,137
27480	SURFACE LOT P48 BASS MUSEUM LOT	220,000	-	-	-	-	-	-	220,000
27830	PARKING GARAGE AT 1262 COLLINS AVE	30,000	-	-	-	-	-	-	30,000
28080	INTELLIGENT TRANSPORT SYSTEM	2,500,000	-	-	-	-	-	-	2,500,000
28710	P14 6TH ST & COLLINS PARKING LOT	38,000	-	-	-	-	-	-	38,000
60130	13TH ST GARAGE FIRE ALARM	46,580	-	-	-	-	-	-	46,580
61930	17TH STREET PARKING GARAGE ELEVATOR	876,000	-	-	-	-	-	-	876,000
62100	42ND ST. PARKING GARAGE MAINTENANCE	240,000	-	-	-	-	-	-	240,000
62940	CITYWIDE PARKING LOT LIGHTING	200,000	-	-	-	-	-	-	200,000
69370	42ND ST. GARAGE FIRE ALARM SYSTEM	51,087	-	-	-	-	-	-	51,087
69380	42ND ST GARAGE ELEVATOR REPLACEMENT	565,145	-	-	-	-	-	-	565,145

MIAMIBEACH

CITY OF MIAMI BEACH
FY 2023 - 2027 CAPITAL IMPROVEMENT PLAN BY FUNDING SUMMARY

PROJECT	PROJECT NAME	Previous Years	FY 2023	FY 2024	FY 2025	FY 2026	FY 2027	Future	Total
	Fund Total:	**5,188,949**	**-**	**-**	**-**	**-**	**-**	**-**	**5,188,949**
481 1997 PARKING SYS. REV. BONDS									
68723	5TH & ALTON CCTV UPGRADES	-	54,405	-	-	-	-	-	54,405
	Fund Total:	**-**	**54,405**	**-**	**-**	**-**	**-**	**-**	**54,405**
486 2010 PARKING BONDS 2010-27491									
20923	SUNSET HARBOUR GRGE SPRINKLER	-	172,234	-	-	-	-	-	172,234
22020	GARAGE-LICENSE PLATE RECOGNITION	463,205	-	-	-	-	-	-	463,205
26100	GARAGE SECURITY CAMERA SYSTEM	1,000,000	-	-	-	-	-	-	1,000,000
26290	17TH ST. PARKING GARAGE MAINTENANCE	135,000	-	-	-	-	-	-	135,000
28710	P14 6TH ST & COLLINS PARKING LOT	303,000	-	-	-	-	-	-	303,000
29580	LOT 9D P86-6976 INDIAN CREEK DRIVE	468,000	-	-	-	-	-	-	468,000
60119	17TH STREET PARKING GARAGE COATING	1,049,000	-	-	-	-	-	-	1,049,000
60120	13TH STREET PARKING GARAGE COATING	800,000	-	-	-	-	-	-	800,000
61623	SUNSET HARBOUR GARAGE-FIRE ALARM	35,000	-	-	-	-	-	-	35,000
61717	42ND ST. GARAGE-50YR CERTIFICATION	312,090	-	-	-	-	-	-	312,090
62418	12TH STREET GARAGE ROOF AND DECK	299,806	-	-	-	-	-	-	299,806
62518	1755 MERIDIAN GARAGE ROOF AND DECK	500,000	-	-	-	-	-	-	500,000
62522	13TH STREET GARAGE NEON RENEWAL	67,000	-	-	-	-	-	-	67,000
63321	13TH STREET GARAGE-40YR CERT.	300,000	-	-	-	-	-	-	300,000
64018	17TH ST GARAGE 40YR RECERTIFICATION	484,833	-	-	-	-	-	-	484,833
66622	17TH ST PKG GAR BATHROOM DRAINAGE	45,000	-	-	-	-	-	-	45,000
67418	42ND STREET GARAGE-DISPATCH AREA	306,000	-	-	-	-	-	-	306,000
	Fund Total:	**6,567,934**	**172,234**	**-**	**-**	**-**	**-**	**-**	**6,740,168**
488 PARKING REV BONDS SERIES 2015									
28160	CONVENTION CENTER RENOVATION	64,811,756	-	-	-	-	-	-	64,811,756
	Fund Total:	**64,811,756**	**-**	**-**	**-**	**-**	**-**	**-**	**64,811,756**
490 PARKING CAPITAL NOT BONDS									
20125	1755 MERIDIAN GARAGE ELEVATOR	-	-	-	-	500,000	-	-	500,000
20225	SUNSET HARBOUR GARAGE ELEVATOR	-	-	-	500,000	-	-	-	500,000
20325	SUNSET HARBOUR GARAGE-ROOFTOP	-	-	-	300,000	-	-	-	300,000
20823	1755 MERIDIAN GRGE FIRE SPRINKLER	-	300,000	-	-	-	-	-	300,000
20923	SUNSET HARBOUR GRGE SPRINKLER	-	127,766	-	-	-	-	-	127,766
21224	1755 GARAGE GENERATOR	-	-	200,000	-	-	-	-	200,000
21324	SUNSET HARBOUR GARAGE GENERATOR	-	-	200,000	-	-	-	-	200,000
21718	BISCAYNE BEACH ADDITIONAL PARKING	250,000	-	-	-	-	-	-	250,000
22020	GARAGE-LICENSE PLATE RECOGNITION	391,795	-	-	-	-	-	-	391,795
22122	SUNSET HARBOUR GARAGE SCREENING	200,000	-	-	-	-	-	-	200,000

MIAMIBEACH

CITY OF MIAMI BEACH
FY 2023 - 2027 CAPITAL IMPROVEMENT PLAN BY FUNDING SUMMARY

PROJECT	PROJECT NAME	Previous Years	FY 2023	FY 2024	FY 2025	FY 2026	FY 2027	Future	Total
22150	72 ST. COMMUNITY COMPLEX	10,471,704	-	-	-	-	-	-	10,471,704
22220	17TH ST.GARAGE-ELECTRICAL FEEDER	225,000	-	-	-	-	-	-	225,000
26100	GARAGE SECURITY CAMERA SYSTEM	559,472	-	-	-	-	-	-	559,472
26340	PENRODS AT 1 OCEAN DR. PARKING LOT	103,666	-	-	-	-	-	-	103,666
60225	SUNSET HARBOUR GARAGE INT. FLOOR	-	-	-	34,000	-	-	-	34,000
60317	CITYWIDE PARKING LOTS IMPROVEMENTS	150,000	150,000	150,000	150,000	-	-	-	600,000
60522	12TH ST GARAGE- INT. FLOOR DRAINAGE	45,000	-	-	-	-	-	-	45,000
60624	17TH STREET GARAGE-EXTERIOR COATING	-	-	300,000	-	-	-	-	300,000
60722	42 ST GRGE-STAIRWELL WATERPROOFING	50,000	-	-	-	-	-	-	50,000
60724	42ND STREET GARAGE-FIRE SPRINKLER	-	-	40,000	-	-	-	-	40,000
60822	1755 MERIDIAN GARAGE LED LIGHTING	150,000	-	-	-	-	-	-	150,000
60922	SUNSET HARBOUR GARAGE SEALING	75,000	-	-	-	-	-	-	75,000
60929	12TH ST. PARKING GARAGE EM. LIGHTS	-	-	-	-	-	42,301	-	42,301
61022	SUNSET HARBOUR GRGE-TRAFFIC COATING	-	303,000	-	-	-	-	-	303,000
61029	12TH ST. PARKING GARAGE HM DOORS	-	-	-	-	-	35,840	-	35,840
61123	12TH ST GARAGE-STAIRWELL DOOR	-	32,000	-	-	-	-	-	32,000
61129	13TH ST. PARKING GARAGE MAIN ELECTR	-	-	-	-	-	54,900	-	54,900
61223	12TH ST. GARAGE-STAIRWELL RAILING	-	25,000	-	-	-	-	-	25,000
61229	13TH ST. PARKING GARAGE TRAF. COAT	-	-	-	-	-	812,000	-	812,000
61317	13TH ST. GARAGE-STAIRWELL RAILING	50,000	-	-	-	-	-	-	50,000
61323	42ND ST GARAGE-PLUMBING SYSTEM UPD.	-	75,000	-	-	-	-	-	75,000
61329	1755 PARKING GARAGE ELEVATOR REN.	-	-	-	-	-	640,500	-	640,500
61417	17TH ST GRGE INT. FLOOR DRAINAGE	30,000	-	-	-	-	-	-	30,000
61423	1755 GARAGE FIRE PUMP REPLACEMENT	-	100,000	-	-	-	-	-	100,000
61429	1755 PARKING GARAGE EMG. BATTERY	-	-	-	-	-	711,260	-	711,260
61517	17 ST GRGE-STORAGE SPACE RENOVATION	100,000	-	-	-	-	-	-	100,000
61523	SUNSET HARBOUR GARAGE FIRE PUMP	-	100,000	-	-	-	-	-	100,000
61529	1755 PARKING GARAGE FIRE ALARM SYST	-	-	-	-	-	2,074,000	-	2,074,000
61617	17TH ST GARAGE-PLUMBING SYSTEM UPD.	-	75,000	-	-	-	-	-	75,000
61629	17ST ST. PARKING GARAGE ELEVATOR	-	-	-	-	-	396,500	-	396,500
61729	42TH STREET RESTROOM RENOVATION	-	-	-	-	-	93,000	-	93,000
61817	42ND ST. GARAGE-STAIRWELL RAILING	25,000	-	-	-	-	-	-	25,000
61829	SUNSET HARBOR PARKING GARAGE ALARM	-	-	-	-	-	732,000	-	732,000
61917	1755 MERIDIAN GARAGE FLOOR DRAINAGE	200,000	-	-	-	-	-	-	200,000
61929	SUNSET HARBOR PARKING GARAGE PUMP	-	-	-	-	-	2,074,000	-	2,074,000
62017	SUNSET HARBOUR GARAGE LED LIGHTING	300,000	-	-	-	-	-	-	300,000
62029	SUNSET HARBOR PARKING GARAGE SPRINL	-	-	-	-	-	439,200	-	439,200
62100	42ND ST. PARKING GARAGE MAINTENANCE	160,000	-	-	-	-	-	-	160,000

MIAMIBEACH

CITY OF MIAMI BEACH
FY 2023 - 2027 CAPITAL IMPROVEMENT PLAN BY FUNDING SUMMARY

PROJECT	PROJECT NAME	Previous Years	FY 2023	FY 2024	FY 2025	FY 2026	FY 2027	Future	Total
62118	12TH STREET PARKING LIGHTING (LED)	64,000	-	-	-	-	-	-	64,000
62129	SUNSET HARBOR PARKING GARAGE SCREEN	-	-	-	-	-	403,200	-	403,200
62218	13TH STREET GARAGE LIGHTING (LED)	175,000	-	-	-	-	-	-	175,000
62223	12TH STREET OVERHEAD GATE RENEWAL	-	62,000	-	-	-	-	-	62,000
62229	SUNSET HARBOR PARKING GARAGE CAMERA	-	-	-	-	-	103,700	-	103,700
62326	12TH ST. PARKING GARAGE WINDOWS	-	-	-	-	224,000	-	-	224,000
62426	13TH ST. PARKING GARAGE HM DOORS	-	-	-	-	40,259	-	-	40,259
62526	13TH ST. PARKING GARAGE CCTV	-	-	-	-	78,812	-	-	78,812
62625	12TH ST. PARKING GARAGE DOM. WATER	-	-	-	195,606	-	-	-	195,606
62626	17TH ST. PARKING GARAGE ELECTRICAL	-	-	-	-	273,280	-	-	273,280
62725	13TH ST. PARKING GARAGE DOM. WATER	-	-	-	420,263	-	-	-	420,263
62726	17TH ST. PARKING GARAGE FIRE ALARM	-	-	-	-	317,200	-	-	317,200
62825	13TH ST. PARKING GARAGE COOLING	-	-	-	65,154	-	-	-	65,154
62826	17TH ST. PARKING GARAGE TRAFF. COAT	-	-	-	-	3,250,368	-	-	3,250,368
62925	1755 PARKING GARAGE FIRE PUMP REPLA	-	-	-	152,500	-	-	-	152,500
62926	42ND ST. PARKING GARAGE LANDSCAPING	-	-	-	-	36,480	-	-	36,480
62940	CITYWIDE PARKING LOT LIGHTING	250,000	-	-	-	-	-	-	250,000
63025	1755 PARKING GARAGE FIRE SPRINKLE R	-	-	-	366,000	-	-	-	366,000
63026	42ND ST. PARKING GARAGE MAIN ELECTR	-	-	-	-	152,500	-	-	152,500
63125	17TH ST. PARKING GARAGE BOLLARDS	-	-	-	53,680	-	-	-	53,680
63126	42ND ST. PARKING GARAGE PAINTING	-	-	-	-	190,400	-	-	190,400
63225	17TH ST. PARKING GARAGE DOM. WATER	-	-	-	417,240	-	-	-	417,240
63226	42ND ST. PARKING GARAGE BARRIERS	-	-	-	-	274,400	-	-	274,400
63325	17TH ST. PARKING GARAGE ELECTRICAL	-	-	-	97,600	-	-	-	97,600
63326	SUNSET HARBOR PARKING GARAGE GENER.	-	-	-	-	224,000	-	-	224,000
63425	42ND ST. PARKING GARAGE DOM. WATER	-	-	-	67,100	-	-	-	67,100
63426	SUNSET HARBOR PARKING GARAGE COAT	-	-	-	-	2,240,000	-	-	2,240,000
63525	42ND ST. PARKING GARAGE DRAINAGE	-	-	-	89,060	-	-	-	89,060
63625	42ND ST. PARKING GARAGE TRAF. COAT	-	-	-	1,824,000	-	-	-	1,824,000
64018	17TH ST GARAGE 40YR RECERTIFICATION	270,594	-	-	-	-	-	-	270,594
64419	13TH STREET GARAGE - WATER SYSTEM	33,000	-	-	-	-	-	-	33,000
64424	CONVENTION CENTER GARAGE STR. ASSMT	-	30,000	-	-	-	-	-	30,000
64519	17TH STREET GARAGE - 1ST FL OFFICE	45,000	-	-	-	-	-	-	45,000
64524	17TH ST. PARKING GARAGE TRAF. COAT	-	303,000	-	-	-	-	-	303,000
64619	SURFACE LOTS CITYWIDE LANDSCAPING	100,000	-	-	-	-	-	-	100,000
64624	17TH ST. PARKING GARAGE DECORATIVE	-	52,000	-	-	-	-	-	52,000
64724	17TH ST. PARKING GARAGE ENTRANCE	-	28,000	-	-	-	-	-	28,000
64824	1755 MERIDIAN AVE GARAGE ELEVATOR	-	47,000	-	-	-	-	-	47,000

MIAMIBEACH

CITY OF MIAMI BEACH
FY 2023 - 2027 CAPITAL IMPROVEMENT PLAN BY FUNDING SUMMARY

PROJECT	PROJECT NAME	Previous Years	FY 2023	FY 2024	FY 2025	FY 2026	FY 2027	Future	Total
64924	42ND ST. PARKING GARAGE RENEWAL	-	43,000	-	-	-	-	-	43,000
65024	12TH ST. PARKING GARAGE OFFICE RENO	-	51,000	-	-	-	-	-	51,000
65124	42ND ST. PARKING GARAGE GATE	-	34,000	-	-	-	-	-	34,000
66121	12 ST. PARKING GARAGE FIRE ALARM	50,000	-	-	-	-	-	-	50,000
66522	5TH ST & ALTON GARA STORMWATER WELL	67,000	-	-	-	-	-	-	67,000
67418	42ND STREET GARAGE-DISPATCH AREA	100,000	-	-	-	-	-	-	100,000
67518	1755 MERIDIAN AVE OFFICE SECURITY	35,000	-	-	-	-	-	-	35,000
67618	12TH STREET GARAGE-ROOF RENEWAL	64,000	-	-	-	-	-	-	64,000
67818	17 ST GARAGE-GENERATOR REPLACEMENT	120,000	-	-	-	-	-	-	120,000
68018	42ND STREET GARAGE-GENERATOR	96,550	-	-	-	-	-	-	96,550
68022	SKIDATA GARAGE SOFTWARE UPGRADE	475,000	-	-	-	-	-	-	475,000
68118	42ND ST GARAGE- INTERIOR DRAINAGE	34,000	-	-	-	-	-	-	34,000
68723	5TH & ALTON CCTV UPGRADES	-	15,000	-	-	-	-	-	15,000
68823	5TH & ALTON ROOF DECK WATERPROOFING	-	920,000	-	-	-	-	-	920,000
69023	5TH & ALTON ELEVATOR/ESCALATOR REPL	-	207,000	-	-	-	-	-	207,000
69123	12TH ST. PARKING GARAGE UPGRADE	-	51,000	-	-	-	-	-	51,000
69223	12TH ST. PARKING GARAGE DRAIN	-	55,000	-	-	-	-	-	55,000
69323	12TH ST. PARKING GARAGE EXP. JOINTS	-	56,000	-	-	-	-	-	56,000
69423	13TH ST. PARKING GARAGE LED LIGHTS	-	43,000	-	-	-	-	-	43,000
69523	13TH ST. PARKING GARAGE STRUCTURAL	-	33,000	-	-	-	-	-	33,000
69623	17TH ST. PARKING GARAGE LED LIGHTIN	-	342,000	-	-	-	-	-	342,000
69723	42ND ST. PARKING GARAGE REMODEL	-	69,000	-	-	-	-	-	69,000
69823	SUNSET HARBOR PARKING GARAGE TRENCH	-	37,000	-	-	-	-	-	37,000
69923	SUNSET HARBOR PARKING GARAGE DRAIN	-	37,000	-	-	-	-	-	37,000
	Fund Total:	**15,515,781**	**3,802,766**	**890,000**	**4,732,203**	**7,801,699**	**8,612,401**	**-**	**41,354,850**
510 FLEET MANAGEMENT FUND									
60326	FY26 VEHICLE/EQUIPMENT REPLACEMENT	-	-	-	-	5,283,000	-	-	5,283,000
60425	FY25 VEHICLE/EQUIPMENT REPLACEMENT	-	-	-	4,394,000	-	-	-	4,394,000
61122	FY22 VEHICLE/EQUIPMENT REPLACEMENT	7,414,000	-	-	-	-	-	-	7,414,000
61424	FY24 VEHICLE/EQUIPMENT REPLACEMENT	-	-	8,229,000	-	-	-	-	8,229,000
61723	FY23 VEHICLE/EQUIPMENT REPLACEMENT	-	7,279,000	-	-	-	-	-	7,279,000
62329	FY27 VEHICLE/EQUIPMENT REPLACEMENT	-	-	-	-	-	1,358,000	-	1,358,000
63421	FY21 VEHICLE/EQUIPMENT REPLACEMENT	9,968,000	-	-	-	-	-	-	9,968,000
63526	FLEET MANAGEMENT OFFICE RECONFIGURA	-	-	-	-	104,000	-	-	104,000
63626	FLEET MANAGEMENT AWNING STRUCTURE	-	-	-	-	31,000	-	-	31,000
63725	FLEET MANAGEMENT INTERCOM SYSTEM	-	-	-	57,000	-	-	-	57,000
63726	ELECTRO WAVE BUILDIG PAINTING	-	-	-	-	28,000	-	-	28,000

MIAMIBEACH

CITY OF MIAMI BEACH
FY 2023 - 2027 CAPITAL IMPROVEMENT PLAN BY FUNDING SUMMARY

PROJECT	PROJECT NAME	Previous Years	FY 2023	FY 2024	FY 2025	FY 2026	FY 2027	Future	Total
63922	FLEET BAYS PLUMBING RENEWAL	-	-	141,000	-	-	-	-	141,000
65224	FLEET MECHANICAL SHOPS AIR CIRCULAT	-	153,000	-	-	-	-	-	153,000
65324	FLEET / SANITATION ROOF DRAIN, INTE	-	143,000	-	-	-	-	-	143,000
65424	ELECTRO WAVE ROOF REPAIRS	-	17,000	-	-	-	-	-	17,000
65524	FLEET MANAGEMENT EXTERIOR PAINTING	-	-	112,000	-	-	-	-	112,000
65618	FLEET MANAGEMENT STAIRS RESTORATION	-	-	35,000	-	-	-	-	35,000
65624	FLEET WAREHOUSE SPACE MANAGEMENT &	-	244,000	-	-	-	-	-	244,000
65718	FLEET MANAGEMENT WAREHOUSE CEILING	-	-	-	30,000	-	-	-	30,000
65918	FLEET MANAGEMENT LED LIGHTING	-	-	-	75,000	-	-	-	75,000
66118	FLEET MANAGEMENT BAYS PAINTING	-	-	-	120,000	-	-	-	120,000
68122	FLEET FACILITY 40 YEAR RE-CERT.	10,000	-	-	-	-	-	-	10,000
68222	FLEET FACILITY PHASE II UPGRADE	201,578	-	-	-	-	-	-	201,578
68322	FLEET FACILITY SECURITY CAMERAS	157,000	-	-	-	-	-	-	157,000
68422	FLEET WARHSE. WTRPRF & ROOF REPAIRS	93,422	-	-	-	-	-	-	93,422
68522	FLEET FACILITY GATE	51,000	-	-	-	-	-	-	51,000
68622	FLEET PARKING LOT RESURFACING	96,000	-	-	-	-	-	-	96,000
69470	FLEET/SANITATION FIRE ALARM SYSTEM	42,900	-	-	-	-	-	-	42,900
	Fund Total:	**18,033,900**	**7,836,000**	**8,517,000**	**4,676,000**	**5,446,000**	**1,358,000**	**-**	**45,866,900**
520 PROPERTY MANAGEMENT FUND									
65724	FACILITY MANAGEMENT CHILLER RENEWAL	-	147,000	-	-	-	-	-	147,000
65824	FACILITY MANAGEMENT EXTERIOR WATERP	-	140,000	-	-	-	-	-	140,000
65924	FACILITY MANAGEMENT AIR COMPRESSOR	-	-	25,760	-	-	-	-	25,760
	Fund Total:	**-**	**287,000**	**25,760**	**-**	**-**	**-**	**-**	**312,760**
550 COMMUNICATIONS FUND									
22018	FIBER COMMUNICATIONS INSTALLATION	292,000	-	-	-	-	-	-	292,000
23119	GO#49: PUBLIC SAFETY RADIO SYSTEM	667,718	-	-	-	-	-	-	667,718
	Fund Total:	**959,718**	**-**	**-**	**-**	**-**	**-**	**-**	**959,718**
FGO NEIGH FUTURE G.O. BONDS NEIGHBORHOOD									
24619	GO#37: SIDEWALK IMPROVEMENTS	-	-	4,480,318	-	-	-	3,900,000	8,380,318
27319	GO#31: OCEAN DRIVE CORRIDOR	-	-	18,000,000	-	-	-	-	18,000,000
27519	GO#34: ABOVE GROUND IMPROVEMENTS	-	-	23,000,000	-	-	-	20,000,000	43,000,000
27719	GO#36: WASHINGTON AVE. CORRIDOR	-	-	9,000,000	-	-	-	-	9,000,000
27819	GO#38: STREET PAVEMENT	-	-	12,100,000	-	-	-	12,100,000	24,200,000
27919	GO#39: SEAWALLS & SHORELINES	-	-	5,000,000	-	-	-	-	5,000,000
28019	GO#40: 41 ST. CORRIDOR	-	-	12,919,682	-	-	-	-	12,919,682
68219	GO#33: STREET TREE MASTER PLAN	-	-	2,380,000	-	-	-	-	2,380,000
68419	GO#42: TRAFFIC CALMING	-	-	500,000	-	-	-	-	500,000

MIAMIBEACH

CITY OF MIAMI BEACH
FY 2023 - 2027 CAPITAL IMPROVEMENT PLAN BY FUNDING SUMMARY

PROJECT	PROJECT NAME	Previous Years	FY 2023	FY 2024	FY 2025	FY 2026	FY 2027	Future	Total
68619	GO#43: BIKE LANES & SHARED USE PATH	-	-	2,620,000	-	-	-	-	2,620,000
27619	GO#35: FLAMINGO PARK NEIGHBORHOOD	-	-	-	-	-	-	20,000,000	20,000,000
28119	GO#41: LA GORCE NEIGHBORHOOD	-	-	-	-	-	-	14,000,000	14,000,000
28219	GO#44: NORTH SHORE NEIGHBORHOOD	-	-	-	-	-	-	8,000,000	8,000,000
	Fund Total:	**-**	**-**	**90,000,000**	**-**	**-**	**-**	**78,000,000**	**168,000,000**
FGO P.SAFE FUTURE GO BONDS PUBLIC SAFETY									
28319	GO#45: FIRE STATION #1	-	-	6,000,000	-	-	-	-	6,000,000
28419	GO#46: OCEAN RESCUE NOBE FACILITY	-	-	4,000,000	-	-	-	-	4,000,000
28619	GO#51: FIRE STATION #3	-	-	10,000,000	-	-	-	-	10,000,000
28719	GO#53: SECURITY FOR PUBLIC SPACES	-	-	2,350,000	-	-	-	-	2,350,000
28819	GO#54: MARINE PATROL FACILITY	-	-	700,000	-	-	-	-	700,000
68519	GO#48: POLICE HQ FACILITY	-	-	4,500,000	-	-	-	-	4,500,000
68919	GO#52: LED LIGHTING IN PARKS	-	-	759,000	-	-	-	-	759,000
69019	GO#55: STREET LIGHTING IMPROVEMENTS	-	-	6,500,000	-	-	-	-	6,500,000
	Fund Total:	**-**	**-**	**34,809,000**	**-**	**-**	**-**	**-**	**34,809,000**
FGO PKS FUTURE G.O. BONDS PARKS									
25019	GO#1: 72 ST. COMMUNITY COMPLEX	-	-	43,000,000	-	-	-	-	43,000,000
25419	GO#5: FLAMINGO PARK & YOUTH CENTER	-	-	15,150,000	-	-	-	-	15,150,000
25519	GO#6: FISHER PARK	-	-	105,000	-	-	-	-	105,000
25619	GO#7: LA GORCE PARK	-	-	150,000	-	-	-	-	150,000
26019	GO#11: MUSS PARK	-	-	250,000	-	-	-	-	250,000
26219	GO#13: N.SHORE PARK & YOUTH CENTER	-	-	2,185,000	-	-	-	-	2,185,000
26719	GO#23: BAYWLK PEDESTRIAN BRIDGE	-	-	5,000,000	-	-	-	-	5,000,000
26919	GO#27: LOG CABIN	-	-	1,076,000	-	-	-	-	1,076,000
27019	GO#28: ART DECO MUSEUM	-	-	2,000,000	-	-	-	-	2,000,000
27119	GO#29: WEST LOTS	-	-	4,000,000	-	-	-	-	4,000,000
67519	GO#14: PALM ISLAND PARK	-	-	231,000	-	-	-	-	231,000
67619	GO#16: PINETREE PARK	-	-	700,000	-	-	-	-	700,000
67719	GO#20: SOUTH POINTE PARK	-	-	480,000	-	-	-	-	480,000
67919	GO#22: TATUM PARK	-	-	840,000	-	-	-	-	840,000
68019	GO#25: WATERWAY RESTORATION	-	-	6,000,000	-	-	-	-	6,000,000
	Fund Total:	**-**	**-**	**81,167,000**	**-**	**-**	**-**	**-**	**81,167,000**
FSW FUTURE STORMWATER									
20527	FDOT UTILITIES RELOCATION	-	-	-	10,000,000	-	-	-	10,000,000
20922	NORMANDY ISLES DRAINAGE IMPROVEMENT	-	-	-	-	14,600,000	80,300,000	65,700,000	160,600,000
21424	CITYWIDE INTERIM FLOOD SOLUTIONS	-	-	15,955,496	4,800,000	3,600,000	4,700,000	5,200,000	34,255,496
24120	TOWN CENTER	-	-	-	39,522,252	27,022,252	-	-	66,544,504

MIAMIBEACH

CITY OF MIAMI BEACH
FY 2023 - 2027 CAPITAL IMPROVEMENT PLAN BY FUNDING SUMMARY

PROJECT	PROJECT NAME	Previous Years	FY 2023	FY 2024	FY 2025	FY 2026	FY 2027	Future	Total
29020	CITYWIDE SEAWALL REHAB	-	-	-	-	-	10,000,000	10,000,000	20,000,000
20124	ALLISON ISLAND NORTH	-	-	-	-	-	-	6,154,321	6,154,321
20224	NORMANDY SHORES	-	-	-	-	-	-	29,147,027	29,147,027
20323	LA GORCE ISLAND	-	-	-	-	-	-	9,104,921	9,104,921
20324	BELLE ISLE	-	-	-	-	-	-	4,550,621	4,550,621
20422	FLAMINGO NEIGHBORHOOD	-	-	-	-	-	-	120,000,000	120,000,000
20424	BISCAYNE BEACH	-	-	-	-	-	-	20,445,421	20,445,421
20522	NAUTILUS NEIGHBORHOOD	-	-	-	-	-	-	29,486,421	29,486,421
20524	BISCAYNE POINT	-	-	-	-	-	-	13,266,321	13,266,321
20624	CENTRAL BAYSHORE	-	-	-	-	-	-	7,963,400	7,963,400
20724	INDIAN CREEK PARKWAY	-	-	-	-	-	-	9,217,121	9,217,121
20824	PARK VIEW ISLAND	-	-	-	-	-	-	4,759,121	4,759,121
20924	STAR ISLAND	-	-	-	-	-	-	6,032,621	6,032,621
21122	SUNSET ISLAND 1	-	-	-	-	-	-	5,319,421	5,319,421
21222	SUNSET ISLAND 2	-	-	-	-	-	-	7,446,121	7,446,121
22320	LAKEVIEW NEIGHBORHOOD IMPROVEMENTS	-	-	-	-	-	-	25,600,000	25,600,000
22418	MT. SINAI STORMWATER PUMP STATION	-	-	-	-	-	-	13,227,421	13,227,421
22720	PUBLIC WORKS FACILITY-PUMP STATION	-	-	-	-	-	-	2,300,000	2,300,000
23220	NORTH SHORE NEIGH. IMPROVEMENTS	-	-	-	-	-	-	40,627,421	40,627,421
23240	LA GORCE NEIGHBORHOOD IMPROVEMENTS	-	-	-	-	-	-	40,000,000	40,000,000
23270	CITY CENTER COMMERCIAL DISTRICT BPB	-	-	-	-	-	-	40,227,421	40,227,421
24020	ORCHARD PARK	-	-	-	-	-	-	13,688,421	13,688,421
	Fund Total:	**-**	**-**	**15,955,496**	**54,322,252**	**45,222,252**	**95,000,000**	**529,463,542**	**739,963,542**
FWS FUTURE WATER & SEWER									
20527	FDOT UTILITIES RELOCATION	-	-	-	17,000,000	-	-	-	17,000,000
20619	WASTE WATER STATIONS REHABILITATION	-	-	3,194,267	2,802,046	8,069,325	5,571,381	-	19,637,019
20922	NORMANDY ISLES DRAINAGE IMPROVEMENT	-	-	-	-	11,680,000	67,160,000	52,560,000	131,400,000
24120	TOWN CENTER	-	-	-	25,000,000	25,000,000	-	-	50,000,000
28120	WATER PUMP STATIONS IMPROVEMENTS	-	-	2,595,063	9,972,155	4,654,113	7,045,776	-	24,267,107
28220	WASTEWATER MANHOLE REHABILITATION	-	-	2,752,016	-	-	-	-	2,752,016
28520	WATER & WASTEWATER MAINS AND REHAB	-	-	56,510,525	8,534,710	7,486,611	4,053,930	89,446,249	166,032,025
20422	FLAMINGO NEIGHBORHOOD	-	-	-	-	-	-	94,000,000	94,000,000
22320	LAKEVIEW NEIGHBORHOOD IMPROVEMENTS	-	-	-	-	-	-	15,400,000	15,400,000
22418	MT. SINAI STORMWATER PUMP STATION	-	-	-	-	-	-	6,500,000	6,500,000
22720	PUBLIC WORKS FACILITY-PUMP STATION	-	-	-	-	-	-	2,990,000	2,990,000
23220	NORTH SHORE NEIGH. IMPROVEMENTS	-	-	-	-	-	-	19,500,000	19,500,000
23240	LA GORCE NEIGHBORHOOD IMPROVEMENTS	-	-	-	-	-	-	40,000,000	40,000,000

MIAMIBEACH

CITY OF MIAMI BEACH
FY 2023 - 2027 CAPITAL IMPROVEMENT PLAN BY FUNDING SUMMARY

PROJECT	PROJECT NAME	Previous Years	FY 2023	FY 2024	FY 2025	FY 2026	FY 2027	Future	Total
23270	CITY CENTER COMMERCIAL DISTRICT BPB	-	-	-	-	-	-	14,560,000	14,560,000
	Fund Total:	**-**	**-**	**65,051,871**	**63,308,911**	**56,890,049**	**83,831,087**	**334,956,249**	**604,038,167**
Future Funding Not Designated									
69828	SLOW STREETS	-	-	-	-	-	-	1,200,000	1,200,000
69928	COLLINS PARK CULTURAL FACILITY	-	-	-	-	-	-	7,670,000	7,670,000
	Fund Total:	**-**	**-**	**-**	**-**	**-**	**-**	**8,870,000**	**8,870,000**
	Grand Total:	**1,748,243,934**	**73,657,820**	**322,111,075**	**149,767,054**	**128,438,505**	**199,061,069**	**1,200,672,500**	**3,821,951,957**

MIAMIBEACH

MIAMIBEACH

CITY OF MIAMI BEACH
FY 2023 - 2027 Capital Budget and 5-Year Capital Improvement Plan

I. General

AIPP FIRE STATION 2 **ART IN PUBLIC PLACES**

Project Number:	22618
Department:	TOURISM & CULTURAL DEPARTMENT
Location:	MIDDLE BEACH
Description:	A Call to Artists for an AiPP project and selection of artist(s) to be determined based on project proposals.
Projected date range:	10/01/2017 to 09/30/2023

II. Cost Summary

Cost Summary	Previous Years	FY 2022/23	FY 2023/24	FY 2024/25	FY 2025/26	FY 2026/27	Future	Total
ART IN PUBLIC PLACES	95,334	-	-	-	-	-	-	95,334
Total:	**95,334**	**-**	**-**	**-**	**-**	**-**	**-**	**95,334**

III. Fund Summary

Fund Summary	Previous Years	FY 2022/23	FY 2023/24	FY 2024/25	FY 2025/26	FY 2026/27	Future	Total
147 ART IN PUBLIC PLACES	95,334	-	-	-	-	-	-	95,334
Total:	**95,334**	**-**	**-**	**-**	**-**	**-**	**-**	**95,334**

MIAMIBEACH

CITY OF MIAMI BEACH
FY 2023 - 2027 Capital Budget and 5-Year Capital Improvement Plan

I. General

AIPP FLAMINGO PARK PROJECT **ART IN PUBLIC PLACES**

Project Number:	22718
Department:	TOURISM & CULTURAL DEPARTMENT
Location:	SOUTH BEACH
Description:	A Call to Artists for an AiPP project and selection of artist(s) to be determined based on project proposals.
Projected date range:	10/01/2017 to 09/30/2023

II. Cost Summary

Cost Summary	Previous Years	FY 2022/23	FY 2023/24	FY 2024/25	FY 2025/26	FY 2026/27	Future	Total
ART IN PUBLIC PLACES	194,000	-	-	-	-	-	-	194,000
Total:	**194,000**	**-**	**-**	**-**	**-**	**-**	**-**	**194,000**

III. Fund Summary

Fund Summary	Previous Years	FY 2022/23	FY 2023/24	FY 2024/25	FY 2025/26	FY 2026/27	Future	Total
147 ART IN PUBLIC PLACES	194,000	-	-	-	-	-	-	194,000
Total:	**194,000**	**-**	**-**	**-**	**-**	**-**	**-**	**194,000**

MIAMIBEACH

CITY OF MIAMI BEACH
FY 2023 - 2027 Capital Budget and 5-Year Capital Improvement Plan

I. General

AIPP LUMMUS PARK PROJECT **ART IN PUBLIC PLACES**

Project Number:	22918
Department:	TOURISM & CULTURAL DEPARTMENT
Location:	SOUTH BEACH
Description:	A Call to Artists for an AiPP project and selection of artist(s) to be determined based on project proposals.
Projected date range:	10/01/2017 to 09/30/2024

II. Cost Summary

Cost Summary	Previous Years	FY 2022/23	FY 2023/24	FY 2024/25	FY 2025/26	FY 2026/27	Future	Total
ART IN PUBLIC PLACES	116,000	-	-	-	-	-	-	116,000
Total:	**116,000**	**-**	**-**	**-**	**-**	**-**	**-**	**116,000**

III. Fund Summary

Fund Summary	Previous Years	FY 2022/23	FY 2023/24	FY 2024/25	FY 2025/26	FY 2026/27	Future	Total
147 ART IN PUBLIC PLACES	116,000	-	-	-	-	-	-	116,000
Total:	**116,000**	**-**	**-**	**-**	**-**	**-**	**-**	**116,000**

MIAMIBEACH

CITY OF MIAMI BEACH
FY 2023 - 2027 Capital Budget and 5-Year Capital Improvement Plan

I. General

AIPP MB CONVENTION **ART IN PUBLIC PLACES**

Project Number: 20377

Department: TOURISM & CULTURAL DEPARTMENT

Location: SOUTH BEACH

Description: A call to Artists for the Miami Beach Convention Center Renovation and Expansion Project was issued and six artists were selected to create six permanent artworks. The six (6) proposed artworks for the Miami Beach Convention Center

Artist name, Title, Type of Artwork, Material, Location

1. Franz Ackerman, “Mental Maps”; wall mural; material paint; and location Southeast Corner Exterior Walls
2. Elmgreen & Dragset, “Bent Pool (working title)”; sculpture; material to be determined; and location Convention Center Park
3. Ellen Harvey, “Atlantis / Waterways”; wall mural; material mouth blown mirror glass laminated tile; and location Ballroom Pre-Function Room
4. Joseph Kosuth, “Located World (Miami Beach)”; material neon and laminate glass; and location West Lobby
5. Joep Van Lieshout, “Humanoids”, sculpture, material to be determined, location Northeast Park Collins Canal
6. Sarah Morris, “Sans Souci”; wall mural; material custom painted porcelain tile; and location Northeast Corner Exterior Walls

Projected date range: 10/01/2016 to 09/30/2023

II. Cost Summary

Cost Summary	Previous Years	FY 2022/23	FY 2023/24	FY 2024/25	FY 2025/26	FY 2026/27	Future	Total
ART IN PUBLIC PLACES	7,530,797	-	-	-	-	-	-	7,530,797
Total:	**7,530,797**	**-**	**-**	**-**	**-**	**-**	**-**	**7,530,797**

III. Fund Summary

Fund Summary	Previous Years	FY 2022/23	FY 2023/24	FY 2024/25	FY 2025/26	FY 2026/27	Future	Total
147 ART IN PUBLIC PLACES	7,530,797	-	-	-	-	-	-	7,530,797
Total:	**7,530,797**	**-**	**-**	**-**	**-**	**-**	**-**	**7,530,797**

MIAMIBEACH

CITY OF MIAMI BEACH
FY 2023 - 2027 Capital Budget and 5-Year Capital Improvement Plan

I. General

JAUME PLENSA MINNA MONUMENTAL SCLP. **ART IN PUBLIC PLACES**

Project Number:	66422
Department:	TOURISM & CULTURAL DEPARTMENT
Location:	SOUTH BEACH
Description:	A RESOLUTION OF THE MAYOR AND CITY COMMISSION OF THE CITY OF MIAMI BEACH, FLORIDA, AMENDING RESOLUTION NO. 2022-31992, WHICH ACCEPTED THE RECOMMENDATION OF THE ART IN PUBLIC PLACES COMMITTEE TO APPROVE NORMAN BRAMAN DONATION OF ARTIST JAUME PLENSA'S MONUMENTAL SCULPTURE, MINNA (THE "WORK"), TO CLARIFY THAT MR. BRAMAN WILL MAKE PAYMENT TO THE CITY IN THE AMOUNT OF $1,000,000.00, FOR THE CITY'S PURCHASE OF THE WORK, FOR INSTALLATION IN PRIDE PARK, WITH THE DONATION TO BE MADE IN TWO INSTALLMENTS OF $500,000 EACH, PRIOR TO THE SHIPPING OF THE WORK TO THE CITY; AND AUTHORIZING THE CITY MANAGER, OR HER DESIGNEE, TO MAKE ANY AND ALL NECESSARY EXPENDITURES OF THE DONATED FUNDS FOR THE PURCHASE OF THE WORK.
Projected date range:	02/09/2022 to 12/31/2022

II. Cost Summary

Cost Summary	Previous Years	FY 2022/23	FY 2023/24	FY 2024/25	FY 2025/26	FY 2026/27	Future	Total
ART IN PUBLIC PLACES	1,000,000	-	-	-	-	-	-	1,000,000
Total:	**1,000,000**	**-**	**-**	**-**	**-**	**-**	**-**	**1,000,000**

III. Fund Summary

Fund Summary	Previous Years	FY 2022/23	FY 2023/24	FY 2024/25	FY 2025/26	FY 2026/27	Future	Total
147 ART IN PUBLIC PLACES	1,000,000	-	-	-	-	-	-	1,000,000
Total:	**1,000,000**	**-**	**-**	**-**	**-**	**-**	**-**	**1,000,000**

MIAMIBEACH

CITY OF MIAMI BEACH
FY 2023 - 2027 Capital Budget and 5-Year Capital Improvement Plan

I. General

TOBIAS REHBERGER OBSTINATE LIGHTHSE **ART IN PUBLIC PLACES**

Project Number: 65922

Department: TOURISM & CULTURAL DEPARTMENT

Location: SOUTH BEACH

Description: This proposal addresses original damage that occurred during hurricane Irma and the continued further deterioration of the work due to not repairing the initial damage from the hurricane. This work is situated in an extreme marine environment and needs an aggressive maintenance schedule to keep the work in good condition.

Projected date range: 10/01/2021 to 12/31/2022

II. Cost Summary

Cost Summary	Previous Years	FY 2022/23	FY 2023/24	FY 2024/25	FY 2025/26	FY 2026/27	Future	Total
CONSTRUCTION	45,850	-	-	-	-	-	-	45,850
CONTRACTED SERVICES REPAIR	39,150	-	-	-	-	-	-	39,150
Total:	**85,000**	**-**	**-**	**-**	**-**	**-**	**-**	**85,000**

III. Fund Summary

Fund Summary	Previous Years	FY 2022/23	FY 2023/24	FY 2024/25	FY 2025/26	FY 2026/27	Future	Total
302 PAY-AS-YOU-GO	85,000	-	-	-	-	-	-	85,000
Total:	**85,000**	**-**	**-**	**-**	**-**	**-**	**-**	**85,000**

MIAMIBEACH

CITY OF MIAMI BEACH
FY 2023 - 2027 Capital Budget and 5-Year Capital Improvement Plan

I. General

41ST STREET BRIDGES REPAIR **BRIDGES**

Project Number: 61719

Department: PROPERTY MANAGEMENT

Location: MIDDLE BEACH

Description: The bridge is currently facing major disrepair both cosmetic and structurally. The scope of this project will entail a thorough structural inspection, all areas compromised of both bridges will be repaired and restored. All of the existing mosaic tiles will be removed and replaced in accordance with the original design. Any railing repairs and lighting enhancements will be done under this project.

Projected date range: 10/01/2018 to 12/31/2022

II. Cost Summary

Cost Summary	Previous Years	FY 2022/23	FY 2023/24	FY 2024/25	FY 2025/26	FY 2026/27	Future	Total
CONTRACTED SERVICES REPAIR	440,000	-	-	-	-	-	-	440,000
Total:	**440,000**	**-**	**-**	**-**	**-**	**-**	**-**	**440,000**

III. Fund Summary

Fund Summary	Previous Years	FY 2022/23	FY 2023/24	FY 2024/25	FY 2025/26	FY 2026/27	Future	Total
306 MB QUALITY OF LIFE RESO.TX 1%	440,000	-	-	-	-	-	-	440,000
Total:	**440,000**	**-**	**-**	**-**	**-**	**-**	**-**	**440,000**

MIAMIBEACH

CITY OF MIAMI BEACH
FY 2023 - 2027 Capital Budget and 5-Year Capital Improvement Plan

I. General

81ST ST PEDESTRIAN BRIDGE **BRIDGES**

Project Number:	67140
Department:	TOURISM & CULTURAL DEPARTMENT
Location:	NORTH BEACH
Description:	Project would include enhancements which may include lighting, painting and other elements to the bridge, reconstruction of the adjacent parking lot at the eastern landing, and landscaping and lighting of both the eastern and western pedestrian approaches to the bridge.
Projected date range:	10/01/2015 to 09/30/2024

II. Cost Summary

Cost Summary	Previous Years	FY 2022/23	FY 2023/24	FY 2024/25	FY 2025/26	FY 2026/27	Future	Total
CONTRACTED SERVICES REPAIR	180,000	-	-	-	-	-	-	180,000
Total:	**180,000**	**-**	**-**	**-**	**-**	**-**	**-**	**180,000**

III. Fund Summary

Fund Summary	Previous Years	FY 2022/23	FY 2023/24	FY 2024/25	FY 2025/26	FY 2026/27	Future	Total
307 NB QUAL OF LIFE RESORT TAX 1%	180,000	-	-	-	-	-	-	180,000
Total:	**180,000**	**-**	**-**	**-**	**-**	**-**	**-**	**180,000**

MIAMIBEACH

CITY OF MIAMI BEACH
FY 2023 - 2027 Capital Budget and 5-Year Capital Improvement Plan

I. General

BRIDGE REPAIRS FY19 **BRIDGES**

Project Number:	65519
Department:	PW ADMINISTRATION
Location:	CITYWIDE
Description:	The Florida Department of Transportation ("FDOT") bi- annually inspects all traffic bridges, including all City-owned bridges to determine their structural integrity and deficiencies. These are expressed as a sufficiency rating on a scale from 0 to 100, with 0 being the worst condition and 100 the best. The City performs necessary maintenance and repairs when the sufficiency rating falls below 70 in order to bring bridges to an acceptable sufficiency rating of 70 or above.
Projected date range:	12/28/2018 to 12/31/2022

II. Cost Summary

Cost Summary	Previous Years	FY 2022/23	FY 2023/24	FY 2024/25	FY 2025/26	FY 2026/27	Future	Total
PROFESSIONAL SERVICES	60,875	-	-	-	-	-	-	60,875
Total:	**60,875**	**-**	**-**	**-**	**-**	**-**	**-**	**60,875**

III. Fund Summary

Fund Summary	Previous Years	FY 2022/23	FY 2023/24	FY 2024/25	FY 2025/26	FY 2026/27	Future	Total
302 PAY-AS-YOU-GO	60,875	-	-	-	-	-	-	60,875
Total:	**60,875**	**-**	**-**	**-**	**-**	**-**	**-**	**60,875**

MIAMIBEACH

CITY OF MIAMI BEACH
FY 2023 - 2027 Capital Budget and 5-Year Capital Improvement Plan

I. General

CITYWIDE BRIDGES **BRIDGES**

Project Number:	22920
Department:	PW ENGINEERING
Location:	CITIWIDE
Description:	The scope of work is to inspect, design, and construct repairs to bridges that fall below sufficiency rating (SR) of 70, based on their Florida Department of Transportation Bridge Inspection Reports.
Projected date range:	10/01/2019 to 09/30/2024

II. Cost Summary

Cost Summary	Previous Years	FY 2022/23	FY 2023/24	FY 2024/25	FY 2025/26	FY 2026/27	Future	Total
CONSTRUCTION	1,112,167	3,000,000	-	-	-	-	-	4,112,167
CONSTRUCTION MANAGEMENT	70,000	-	-	-	-	-	-	70,000
DESIGN AND ENGINEERING	493,035	-	-	-	-	-	-	493,035
FUTURE	-	-	-	-	-	-	8,800,000	8,800,000
Total:	**1,675,202**	**3,000,000**	**-**	**-**	**-**	**-**	**8,800,000**	**13,475,202**

III. Fund Summary

Fund Summary	Previous Years	FY 2022/23	FY 2023/24	FY 2024/25	FY 2025/26	FY 2026/27	Future	Total
302 PAY-AS-YOU-GO	1,675,202	3,000,000	-	-	-	-	-	4,675,202
FUTURE	-	-	-	-	-	-	8,800,000	8,800,000
Total:	**1,675,202**	**3,000,000**	**-**	**-**	**-**	**-**	**8,800,000**	**13,475,202**

MIAMIBEACH

CITY OF MIAMI BEACH
FY 2023 - 2027 Capital Budget and 5-Year Capital Improvement Plan

I. General

PAINTING & LIGHTING OF BRIDGES **BRIDGES**

Project Number: 64160

Department: TRANSPORTATION

Location: NORTH BEACH

Description: Painting and Lighting of bridges in North Beach -A common lighting and design theme based on the North Beach branding concepts will be designed and implemented through this project. It is anticipated that the most intense effort will be placed on improvements at the 71st Street bridge as it is the most visible bridge in North Beach and has the greatest potential for impact. Beautification of the 71st Street bridge will enhance the connection between the Town Center area and the Normandy Isle commercial district and promote pedestrian flow between these two areas.

Projected date range: 10/01/2015 to 09/30/2023

II. Cost Summary

Cost Summary	Previous Years	FY 2022/23	FY 2023/24	FY 2024/25	FY 2025/26	FY 2026/27	Future	Total
CONTRACTED SERVICES REPAIR	1,525,000	-	-	-	-	-	-	1,525,000
FURNITURE, FIXTURES, EQUIPMENT	36,705	-	-	-	-	-	-	36,705
PROFESSIONAL SERVICES	23,295	-	-	-	-	-	-	23,295
Total:	**1,585,000**	**-**	**-**	**-**	**-**	**-**	**-**	**1,585,000**

III. Fund Summary

Fund Summary	Previous Years	FY 2022/23	FY 2023/24	FY 2024/25	FY 2025/26	FY 2026/27	Future	Total
307 NB QUAL OF LIFE RESORT TAX 1%	1,585,000	-	-	-	-	-	-	1,585,000
Total:	**1,585,000**	**-**	**-**	**-**	**-**	**-**	**-**	**1,585,000**

MIAMIBEACH

CITY OF MIAMI BEACH
FY 2023 - 2027 Capital Budget and 5-Year Capital Improvement Plan

I. General

WEST AVE BDG OVER COLLINS CANAL **BRIDGES**

Project Number: 25750

Department: PW ENGINEERING

Location: MIDDLE BEACH

Description: The West Avenue Bridge will connect the southern portion of West Avenue at 17th Street to the northern portion of West Avenue at Dade Blvd. The bridge may alleviate traffic on Alton Rd and 17th Street by re-routing traffic onto West Avenue. The bridge will also provide enhanced transit service by providing a direct route on West Avenue and reducing travel times for the South Beach Local. The project will require the acquisition of land from the Miami Beach Housing Authority. It will also require a Project Development and Environment Study (PD&E). $114,720 of People's Transportation Plan (PTP) funds from the Lummus Park Project has been re-appropriated for this project. The Joint Participation Agreement for these funds is anticipated to be executed in May 2011. The Road Impact Fees ($3,011,000) will be disbursed to the city on a reimbursement basis, upon the issuance of an NTP for construction, which is expected to occur either in late FY 2014 or FY 2015. An additional $18,211 was appropriated to this project from the Right of Way (ROW) Improvement Project (Fund 187) for land acquisition. This project has $1,281,293 in FDOT funds.

Projected date range: 10/01/2015 to 12/31/2022

II. Cost Summary

Cost Summary	Previous Years	FY 2022/23	FY 2023/24	FY 2024/25	FY 2025/26	FY 2026/27	Future	Total
CAPITAL MISCELLANEOUS	380,526	-	-	-	-	-	-	380,526
CONSTRUCTION	4,624,630	-	-	-	-	-	-	4,624,630
CONSTRUCTION MANAGEMENT	133,846	-	-	-	-	-	-	133,846
CONTINGENCY	204,315	-	-	-	-	-	-	204,315
DESIGN AND ENGINEERING	107,336	-	-	-	-	-	-	107,336
LAND ACQUISITION	1,635,000	-	-	-	-	-	-	1,635,000
OTHER OPERATING	59,474	-	-	-	-	-	-	59,474
Total:	**7,145,127**	**-**	**-**	**-**	**-**	**-**	**-**	**7,145,127**

III. Fund Summary

Fund Summary	Previous Years	FY 2022/23	FY 2023/24	FY 2024/25	FY 2025/26	FY 2026/27	Future	Total
158 CONCURRENCY MITIGATION FUND	908,068	-	-	-	-	-	-	908,068
187 HALF CENT TRANS. SURTAX COUNTY	1,966,380	-	-	-	-	-	-	1,966,380
302 PAY-AS-YOU-GO	1,303,396	-	-	-	-	-	-	1,303,396
304 CAPITAL RESERVE	2,224,213	-	-	-	-	-	-	2,224,213

MIAMIBEACH

CITY OF MIAMI BEACH
FY 2023 - 2027 Capital Budget and 5-Year Capital Improvement Plan

305 SB QUALITY OF LIFE REST.TAX 1%	334,000	-	-	-	-	-	-	334,000
351 REALLOC. FUNDS-OTHER CAP. PROJ	59,952	-	-	-	-	-	-	59,952
384 2003 GO BONDS - NEIGHBORHOODS	65,738	-	-	-	-	-	-	65,738
429 2017 STORMWATER BONDS	283,380	-	-	-	-	-	-	283,380
Total:	**7,145,127**	**-**	**-**	**-**	**-**	**-**	**-**	**7,145,127**

MIAMIBEACH

MIAMIBEACH

CITY OF MIAMI BEACH
FY 2023 - 2027 Capital Budget and 5-Year Capital Improvement Plan

I. General

ADAPTIVE FITNESS AND RECREATION CTR **COMMUNITY CENTERS**

Project Number:	21621
Department:	PROPERTY MANAGEMENT
Location:	MIDDLE BEACH
Description:	The Center is intended to be a first-class accessible amenity for people from the community with physical and cognitive disabilities. The City's contribution to the Sabrina Cohen Foundation is contingent on funds being raised within a period of time to be determined by the Mayor and City Commission.
Projected date range:	07/01/2021 to 12/31/2024

II. Cost Summary

Cost Summary	Previous Years	FY 2022/23	FY 2023/24	FY 2024/25	FY 2025/26	FY 2026/27	Future	Total
CONSTRUCTION	2,500,000	-	-	-	-	-	-	2,500,000
Total:	**2,500,000**	**-**	**-**	**-**	**-**	**-**	**-**	**2,500,000**

III. Fund Summary

Fund Summary	Previous Years	FY 2022/23	FY 2023/24	FY 2024/25	FY 2025/26	FY 2026/27	Future	Total
302 PAY-AS-YOU-GO	2,500,000	-	-	-	-	-	-	2,500,000
Total:	**2,500,000**	**-**	**-**	**-**	**-**	**-**	**-**	**2,500,000**

MIAMIBEACH

MIAMIBEACH

CITY OF MIAMI BEACH
FY 2023 - 2027 Capital Budget and 5-Year Capital Improvement Plan

I. General

CONVENTION CENTER - CARL FISHER **CONVENTION CENTER**

Project Number:	28180
Department:	CAPITAL IMPROVEMENT PROGRAM
Location:	SOUTH BEACH
Description:	Carl Fisher Clubhouse and Annex is a one-story historical structure restoration project consisting of approximately 3,115 sq. ft. in the main structure and 2,303 sq. ft. in the covered annex structure. The objective of the project is to sensibly restore the Carl Fisher Clubhouse and allow it to serve as an event space for the adjoining convention center. The project exterior improvements include fine grading, landscape, FPL conduit installation, irrigation and walkways, as well as the installation of the provided furnishings.
Projected date range:	10/01/2015 to 12/31/2022

II. Cost Summary

Cost Summary	Previous Years	FY 2022/23	FY 2023/24	FY 2024/25	FY 2025/26	FY 2026/27	Future	Total
CONSTRUCTION	4,093,583	-	-	-	-	-	-	4,093,583
CONSTRUCTION MANAGEMENT	169,317	-	-	-	-	-	-	169,317
Total:	**4,262,900**	**-**	**-**	**-**	**-**	**-**	**-**	**4,262,900**

III. Fund Summary

Fund Summary	Previous Years	FY 2022/23	FY 2023/24	FY 2024/25	FY 2025/26	FY 2026/27	Future	Total
309 RDA SERIES 2015A	3,997,580	-	-	-	-	-	-	3,997,580
365 CITY CENTER RDA CAP FUND	265,320	-	-	-	-	-	-	265,320
Total:	**4,262,900**	**-**	**-**	**-**	**-**	**-**	**-**	**4,262,900**

MIAMIBEACH

CITY OF MIAMI BEACH
FY 2023 - 2027 Capital Budget and 5-Year Capital Improvement Plan

I. General

CONVENTION CENTER PARK **CONVENTION CENTER**

Project Number:	28170
Department:	CAPITAL IMPROVEMENT PROGRAM
Location:	SOUTH BEACH
Description:	Electrical enhacements and structural footings for special event tents. Project: 233-Miami Beach Convention Center Category: Construct and Improve Public Service Outreach Facilities Site Location: 1901 CONVENTION CENTER DR DESC: Miami Beach Convention Center BCC District: CW PROJECT TIMELINES TO BE DETERMINED. Fund 165 to be repaid by mdcc bonds $12,312,000
Projected date range:	10/01/2015 to 12/31/2023

II. Cost Summary

Cost Summary	Previous Years	FY 2022/23	FY 2023/24	FY 2024/25	FY 2025/26	FY 2026/27	Future	Total
CONSTRUCTION	8,456,804	1,197,000	-	-	-	-	-	9,653,804
DESIGN AND ENGINEERING	727,138	-	-	-	-	-	-	727,138
EQUIPMENT	128,058	-	-	-	-	-	-	128,058
OTHER COSTS	150,000	-	-	-	-	-	-	150,000
Total:	**9,462,000**	**1,197,000**	**-**	**-**	**-**	**-**	**-**	**10,659,000**

III. Fund Summary

Fund Summary	Previous Years	FY 2022/23	FY 2023/24	FY 2024/25	FY 2025/26	FY 2026/27	Future	Total
309 RDA SERIES 2015A	7,750,000	1,197,000	-	-	-	-	-	8,947,000
440 CONVENTION CENTER OPERATIONS	1,712,000	-	-	-	-	-	-	1,712,000
Total:	**9,462,000**	**1,197,000**	**-**	**-**	**-**	**-**	**-**	**10,659,000**

MIAMIBEACH

CITY OF MIAMI BEACH
FY 2023 - 2027 Capital Budget and 5-Year Capital Improvement Plan

I. General

CONVENTION CENTER RENOVATION **CONVENTION CENTER**

Project Number:	28160
Department:	CMO CONVENTION CENTER DISTRICT
Location:	SOUTH BEACH
Description:	The Project includes the complete renovation and façade modifications of the of the Miami Beach Convention Center, an expansion to include a ballroom and auxiliary spaces, rooftop parking, new public parks, as well as underground utilities and streetscape improvements in the immediate vicinity.
Projected date range:	10/01/2015 to 12/31/2023

II. Cost Summary

Cost Summary	Previous Years	FY 2022/23	FY 2023/24	FY 2024/25	FY 2025/26	FY 2026/27	Future	Total
ART IN PUBLIC PLACES	7,120,422	-	-	-	-	-	-	7,120,422
CAPITAL MISCELLANEOUS	98,572	-	-	-	-	-	-	98,572
CONSTRUCTION	569,396,403	-	-	-	-	-	-	569,396,403
CONSTRUCTION MANAGEMENT	3,267,718	-	-	-	-	-	-	3,267,718
CONTINGENCY	32,902	-	-	-	-	-	-	32,902
DESIGN AND ENGINEERING	28,690,808	-	-	-	-	-	-	28,690,808
EQUIPMENT	34,811	-	-	-	-	-	-	34,811
EQUIPMENT TCD	5,207,059	-	-	-	-	-	-	5,207,059
INSURANCE	2,460,622	-	-	-	-	-	-	2,460,622
OTHER COSTS	11,883,548	-	-	-	-	-	-	11,883,548
PROGRAM MANAGEMENT	11,582,796	-	-	-	-	-	-	11,582,796
TESTING	2,745,987	-	-	-	-	-	-	2,745,987
Total:	**642,521,648**	**-**	**-**	**-**	**-**	**-**	**-**	**642,521,648**

III. Fund Summary

Fund Summary	Previous Years	FY 2022/23	FY 2023/24	FY 2024/25	FY 2025/26	FY 2026/27	Future	Total
308 RESORT TAX REV. BONDS 2015	216,632,193	-	-	-	-	-	-	216,632,193
309 RDA SERIES 2015A	268,602,420	-	-	-	-	-	-	268,602,420

MIAMIBEACH

CITY OF MIAMI BEACH
FY 2023 - 2027 Capital Budget and 5-Year Capital Improvement Plan

365 CITY CENTER RDA CAP FUND	21,114,221	-	-	-	-	-	-	21,114,221
439 MIAMI-DADE COUNTY BOND-MBCC	54,426,432	-	-	-	-	-	-	54,426,432
440 CONVENTION CENTER OPERATIONS	1,557,174	-	-	-	-	-	-	1,557,174
441 CONVENTION DEVELOPMENT TAX$35M	19,921	-	-	-	-	-	-	19,921
442 CONVENTION DEVELOPMENT TAX$15M	2,457,531	-	-	-	-	-	-	2,457,531
463 RDA- GARAGE FUND	7,000,000	-	-	-	-	-	-	7,000,000
465 RDA-ANCHOR SHOPS FUND	5,900,000	-	-	-	-	-	-	5,900,000
488 PARKING REV BONDS SERIES 2015	64,811,756	-	-	-	-	-	-	64,811,756
Total:	**642,521,648**	**-**	**-**	**-**	**-**	**-**	**-**	**642,521,648**

MIAMIBEACH

CITY OF MIAMI BEACH
FY 2023 - 2027 Capital Budget and 5-Year Capital Improvement Plan

I. General

MBCC COOLING TOWER OVERHAUL **CONVENTION CENTER**

Project Number:	23023
Department:	TOURISM & CULTURAL DEPARTMENT
Location:	SOUTH BEACH
Description:	MBCC COOLING TOWER OVERHAUL
Projected date range:	10/01/2022 to 09/30/2023

II. Cost Summary

Cost Summary	Previous Years	FY 2022/23	FY 2023/24	FY 2024/25	FY 2025/26	FY 2026/27	Future	Total
CONSTRUCTION	-	300,000	-	-	-	-	-	300,000
Total:	**-**	**300,000**	**-**	**-**	**-**	**-**	**-**	**300,000**

III. Fund Summary

Fund Summary	Previous Years	FY 2022/23	FY 2023/24	FY 2024/25	FY 2025/26	FY 2026/27	Future	Total
309 RDA SERIES 2015A	-	300,000	-	-	-	-	-	300,000
Total:	**-**	**300,000**	**-**	**-**	**-**	**-**	**-**	**300,000**

MIAMIBEACH

CITY OF MIAMI BEACH
FY 2023 - 2027 Capital Budget and 5-Year Capital Improvement Plan

I. General

MBCC RENOVATION PUNCH LIST ITEMS **CONVENTION CENTER**

Project Number:	23123
Department:	TOURISM & CULTURAL DEPARTMENT
Location:	SOUTH BEACH
Description:	MBCC RENOVATION PUNCH LIST ITEMS: Punchlist 3355: Water ponding - top landing & middle landing Eaton power command touchscreens not fully functional - EL-L1W1 / 4N3 / EL-4W2 Electrical panel screen not working (Power R Command) Outside air dampers - shaft rusting Existing stucco patching/repairs
Projected date range:	10/01/2022 to 09/30/2023

II. Cost Summary

Cost Summary	Previous Years	FY 2022/23	FY 2023/24	FY 2024/25	FY 2025/26	FY 2026/27	Future	Total
CONSTRUCTION	-	501,000	-	-	-	-	-	501,000
Total:	**-**	**501,000**	**-**	**-**	**-**	**-**	**-**	**501,000**

III. Fund Summary

Fund Summary	Previous Years	FY 2022/23	FY 2023/24	FY 2024/25	FY 2025/26	FY 2026/27	Future	Total
309 RDA SERIES 2015A	-	501,000	-	-	-	-	-	501,000
Total:	**-**	**501,000**	**-**	**-**	**-**	**-**	**-**	**501,000**

MIAMIBEACH

CITY OF MIAMI BEACH
FY 2023 - 2027 Capital Budget and 5-Year Capital Improvement Plan

I. General

BAYWALK 10TH TO 12TH STREET **ENVIRONMENTAL**

Project Number:	21119
Department:	CAPITAL IMPROVEMENT PROGRAM
Location:	SOUTH BEACH
Description:	Construct over water segment of baywalk from 10th Street end to north end of Mirador Property, theoretical 12th street.
Projected date range:	10/01/2018 to 09/30/2023

II. Cost Summary

Cost Summary	Previous Years	FY 2022/23	FY 2023/24	FY 2024/25	FY 2025/26	FY 2026/27	Future	Total
CONSTRUCTION	178,907	-	-	-	-	-	-	178,907
CONSTRUCTION MANAGEMENT	8,846	-	-	-	-	-	-	8,846
DESIGN AND ENGINEERING	122,247	-	-	-	-	-	-	122,247
Total:	**310,000**	**-**	**-**	**-**	**-**	**-**	**-**	**310,000**

III. Fund Summary

Fund Summary	Previous Years	FY 2022/23	FY 2023/24	FY 2024/25	FY 2025/26	FY 2026/27	Future	Total
305 SB QUALITY OF LIFE REST.TAX 1%	310,000	-	-	-	-	-	-	310,000
Total:	**310,000**	**-**	**-**	**-**	**-**	**-**	**-**	**310,000**

MIAMIBEACH

CITY OF MIAMI BEACH
FY 2023 - 2027 Capital Budget and 5-Year Capital Improvement Plan

I. General

BAYWALK PHASE 2 **ENVIRONMENTAL**

Project Number: 21018

Department: CAPITAL IMPROVEMENT PROGRAM

Location: SOUTH BEACH

Description: The Baywalk Project will connect the gaps in the existing public Baywalk, including the connections adjacent to Lincoln Bay towers, South Bay Club, Bayview Terrace and Bay Gardens Manor. This project will make the final connections in order to provide a continuous pedestrian path along Biscayne Bay. The design will consist of both on-land and overwater walkway that will connect public street-ends and existing pedestrian and bicycle networks. The project will provide for design, permitting, community meetings, and construction of the Baywalk. In addition, the project will provide for design harmonization for the existing segments of the Baywalk.

Projected date range: 10/01/2017 to 12/31/2024

II. Cost Summary

Cost Summary	Previous Years	FY 2022/23	FY 2023/24	FY 2024/25	FY 2025/26	FY 2026/27	Future	Total
CAPITAL MISCELLANEOUS	361,200	-	-	-	-	-	-	361,200
CONSTRUCTION	2,000	-	-	-	-	-	-	2,000
CONTINGENCY	22,800	-	-	-	-	-	-	22,800
Total:	**386,000**	**-**	**-**	**-**	**-**	**-**	**-**	**386,000**

III. Fund Summary

Fund Summary	Previous Years	FY 2022/23	FY 2023/24	FY 2024/25	FY 2025/26	FY 2026/27	Future	Total
302 PAY-AS-YOU-GO	386,000	-	-	-	-	-	-	386,000
Total:	**386,000**	**-**	**-**	**-**	**-**	**-**	**-**	**386,000**

MIAMIBEACH

CITY OF MIAMI BEACH
FY 2023 - 2027 Capital Budget and 5-Year Capital Improvement Plan

I. General

FLEET MGMT FACILITY REMEDIATION **ENVIRONMENTAL**

Project Number: 62719

Department: ENVIRONMENT SUSTAINABILITY

Location: SOUTH BEACH

Description: The scope of work for this project includes the contamination assessment and remediation work required for regulatory closure of four historic discharges throughout the property. The site is designated as a green reuse area, meaning the city can apply to obtain tax credits for assessment and remediation costs incurred by the city.

Projected date range: 10/01/2018 to 12/31/2025

II. Cost Summary

Cost Summary	Previous Years	FY 2022/23	FY 2023/24	FY 2024/25	FY 2025/26	FY 2026/27	Future	Total
CONTRACTED SERVICES REPAIR	51,000	-	-	-	-	-	-	51,000
OTHER COSTS	9,500	-	-	-	-	-	-	9,500
PROFESSIONAL SERVICES	50,500	-	-	-	-	-	-	50,500
Total:	**111,000**	**-**	**-**	**-**	**-**	**-**	**-**	**111,000**

III. Fund Summary

Fund Summary	Previous Years	FY 2022/23	FY 2023/24	FY 2024/25	FY 2025/26	FY 2026/27	Future	Total
302 PAY-AS-YOU-GO	111,000	-	-	-	-	-	-	111,000
Total:	**111,000**	**-**	**-**	**-**	**-**	**-**	**-**	**111,000**

MIAMIBEACH

CITY OF MIAMI BEACH
FY 2023 - 2027 Capital Budget and 5-Year Capital Improvement Plan

I. General

GO#25: WATERWAY RESTORATION **ENVIRONMENTAL**

Project Number: 68019
Department: ENVIRONMENT SUSTAINABILITY
Location: CITIWIDE
Description: Protect and restore city waterways by dredging contaminated waters and removing invasive species along shorelines.

Projected date range: 10/01/2021 to 09/30/2025

II. Cost Summary

Cost Summary	Previous Years	FY 2022/23	FY 2023/24	FY 2024/25	FY 2025/26	FY 2026/27	Future	Total
CONTRACTED SERVICES REPAIR	-	-	6,000,000	-	-	-	-	6,000,000
Total:	**-**	**-**	**6,000,000**	**-**	**-**	**-**	**-**	**6,000,000**

III. Fund Summary

Fund Summary	Previous Years	FY 2022/23	FY 2023/24	FY 2024/25	FY 2025/26	FY 2026/27	Future	Total
FGO PKS FUTURE G.O. BONDS PARKS	-	-	6,000,000	-	-	-	-	6,000,000
Total:	**-**	**-**	**6,000,000**	**-**	**-**	**-**	**-**	**6,000,000**

MIAMIBEACH

CITY OF MIAMI BEACH
FY 2023 - 2027 Capital Budget and 5-Year Capital Improvement Plan

I. General

LAKE PANCOAST MANGR. LIVING SHRLNE. **ENVIRONMENTAL**

Project Number:	62819
Department:	ENVIRONMENT SUSTAINABILITY
Location:	MIDDLE BEACH
Description:	Complete permitting and construct a living shoreline along Indian Creek from 25 Street to 26 Street that provides improved air and water quality, creates coastal habitat, and meets the on-site mangrove mitigation requirements of the Indian Creek Flood Mitigation project.
Projected date range:	10/01/2018 to 09/30/2023

II. Cost Summary

Cost Summary	Previous Years	FY 2022/23	FY 2023/24	FY 2024/25	FY 2025/26	FY 2026/27	Future	Total
PROFESSIONAL SERVICES	30,000	-	-	-	-	-	-	30,000
FUTURE	-	-	-	-	-	-	1,450,000	1,450,000
Total:	**30,000**	**-**	**-**	**-**	**-**	**-**	**1,450,000**	**1,480,000**

III. Fund Summary

Fund Summary	Previous Years	FY 2022/23	FY 2023/24	FY 2024/25	FY 2025/26	FY 2026/27	Future	Total
302 PAY-AS-YOU-GO	30,000	-	-	-	-	-	-	30,000
FUTURE	-	-	-	-	-	-	1,450,000	1,450,000
Total:	**30,000**	**-**	**-**	**-**	**-**	**-**	**1,450,000**	**1,480,000**

MIAMIBEACH

CITY OF MIAMI BEACH
FY 2023 - 2027 Capital Budget and 5-Year Capital Improvement Plan

I. General

MAURICE GIBB SOIL REMEDIATION **ENVIRONMENTAL**

Project Number: 61920
Department: CAPITAL IMPROVEMENT PROGRAM
Location: MIDDLE BEACH
Description: This project proposes to remove and remediate the contaminated soil in Maurice Gibb Park, complying with Miami Dade County requirement. The park improvements are funded through projects 28850 and 25919.
Projected date range: 10/01/2015 to 09/30/2024

II. Cost Summary

Cost Summary	Previous Years	FY 2022/23	FY 2023/24	FY 2024/25	FY 2025/26	FY 2026/27	Future	Total
CONSTRUCTION	738,198	-	-	-	-	-	-	738,198
CONSTRUCTION MANAGEMENT	65,802	-	-	-	-	-	-	65,802
PROFESSIONAL SERVICES	288,000	-	-	-	-	-	-	288,000
Total:	**1,092,000**	**-**	**-**	**-**	**-**	**-**	**-**	**1,092,000**

III. Fund Summary

Fund Summary	Previous Years	FY 2022/23	FY 2023/24	FY 2024/25	FY 2025/26	FY 2026/27	Future	Total
302 PAY-AS-YOU-GO	896,000	-	-	-	-	-	-	896,000
366 PARKS AND REC. BEAUTIF. FUNDS	196,000	-	-	-	-	-	-	196,000
Total:	**1,092,000**	**-**	**-**	**-**	**-**	**-**	**-**	**1,092,000**

MIAMIBEACH

CITY OF MIAMI BEACH
FY 2023 - 2027 Capital Budget and 5-Year Capital Improvement Plan

I. General

MIAMI BEACH MOORING FIELD **ENVIRONMENTAL**

Project Number:	65822
Department:	ENVIRONMENT SUSTAINABILITY
Location:	SOUTH BEACH
Description:	The City of Miami Beach (Subgrantee) will use grant funds to complete the design and permitting necessary for creation of a mooring field with 200 buoys in Biscayne Bay. This project will provide the design and permits necessary for creation of a mooring field with 200 mooring buoys for a variety of vessel sizes and will increase transient capacity and provide boaters with designated anchoring sites and access to essential amenities.
Projected date range:	10/01/2021 to 09/30/2024

II. Cost Summary

Cost Summary	Previous Years	FY 2022/23	FY 2023/24	FY 2024/25	FY 2025/26	FY 2026/27	Future	Total
ARCHITECT AND ENGINEERING	156,000	-	-	-	-	-	-	156,000
CONSTRUCTION	-	227,000	-	-	-	-	-	227,000
FUTURE	-	-	-	-	-	-	2,200,000	2,200,000
Total:	**156,000**	**227,000**	**-**	**-**	**-**	**-**	**2,200,000**	**2,583,000**

III. Fund Summary

Fund Summary	Previous Years	FY 2022/23	FY 2023/24	FY 2024/25	FY 2025/26	FY 2026/27	Future	Total
302 PAY-AS-YOU-GO	156,000	227,000	-	-	-	-	-	383,000
FUTURE	-	-	-	-	-	-	2,200,000	2,200,000
Total:	**156,000**	**227,000**	**-**	**-**	**-**	**-**	**2,200,000**	**2,583,000**

MIAMIBEACH

CITY OF MIAMI BEACH
FY 2023 - 2027 Capital Budget and 5-Year Capital Improvement Plan

I. General

MIDDLE BEACH REC. CORRIDOR PH III **ENVIRONMENTAL**

Project Number: 28070

Department: CAPITAL IMPROVEMENT PROGRAM

Location: MIDDLE BEACH

Description: The Middle Beach Recreational Corridor (MBRC) consists of the construction of approximately 3,500 linear feet of an on-grade pedestrian walkway and the demolition of the existing wooden boardwalk, City blocks in the middle coastal area of Miami Beach between 29th street to 45th street. The project will provide a connection to the beachwalk at 29th street to the southern boundary of the Eden Roc property (near 45th Street) and will serve as portion of the north/south connector in the larger Atlantic Greenway Network (AGN), which supports the development of alternative means of transportation throughout the City. The path will be constructed along the west side of the coastal dunes behind oceanfront properties. The path will be permitted in accordance with the Florida Department of Environmental Protection (FDEP) coastal construction regulations. Exotic dune vegetation will be removed and replaced with dune enhancements such as native dune vegetation species and beach compatible dune fill and irrigation systems will be provided for the landscaping. Path lighting will meet Florida Fish and Wildlife Commission's marine turtle nesting requirements. The City will pursue and negotiate contributions to the MBRC project from upland property owners. This project is also funded by GOB under project # 26819.

Projected date range: 10/01/2015 to 12/31/2022

II. Cost Summary

Cost Summary	Previous Years	FY 2022/23	FY 2023/24	FY 2024/25	FY 2025/26	FY 2026/27	Future	Total
CONSTRUCTION	1,246,073	-	-	-	-	-	-	1,246,073
CONSTRUCTION MANAGEMENT	850,754	-	-	-	-	-	-	850,754
DESIGN AND ENGINEERING	578,173	-	-	-	-	-	-	578,173
Total:	**2,675,000**	**-**	**-**	**-**	**-**	**-**	**-**	**2,675,000**

III. Fund Summary

Fund Summary	Previous Years	FY 2022/23	FY 2023/24	FY 2024/25	FY 2025/26	FY 2026/27	Future	Total
306 MB QUALITY OF LIFE RESO.TX 1%	2,675,000	-	-	-	-	-	-	2,675,000
Total:	**2,675,000**	**-**	**-**	**-**	**-**	**-**	**-**	**2,675,000**

MIAMIBEACH

CITY OF MIAMI BEACH
FY 2023 - 2027 Capital Budget and 5-Year Capital Improvement Plan

I. General

WATERWAY RESTORATION **ENVIRONMENTAL**

Project Number:	69520
Department:	CAPITAL IMPROVEMENT PROGRAM
Location:	CITIWIDE
Description:	Waterway restoration advanced funding for tranche 2 G.O. Bond project
Projected date range:	10/01/2019 to 09/30/2024

II. Cost Summary

Cost Summary	Previous Years	FY 2022/23	FY 2023/24	FY 2024/25	FY 2025/26	FY 2026/27	Future	Total
CONTRACTED SERVICES REPAIR	248,817	-	-	-	-	-	-	248,817
OIG FUNDING	1,183	-	-	-	-	-	-	1,183
Total:	**250,000**	**-**	**-**	**-**	**-**	**-**	**-**	**250,000**

III. Fund Summary

Fund Summary	Previous Years	FY 2022/23	FY 2023/24	FY 2024/25	FY 2025/26	FY 2026/27	Future	Total
302 PAY-AS-YOU-GO	250,000	-	-	-	-	-	-	250,000
Total:	**250,000**	**-**	**-**	**-**	**-**	**-**	**-**	**250,000**

MIAMIBEACH

MIAMIBEACH

CITY OF MIAMI BEACH
FY 2023 - 2027 Capital Budget and 5-Year Capital Improvement Plan

I. General

COLONY THEATER-SOUND AND VIDEO **EQUIPMENT**

Project Number:	66720
Department:	PROPERTY MANAGEMENT
Location:	SOUTH BEACH
Description:	Current sound and video system are outdated.
Projected date range:	10/01/2021 to 12/31/2024

II. Cost Summary

Cost Summary	Previous Years	FY 2022/23	FY 2023/24	FY 2024/25	FY 2025/26	FY 2026/27	Future	Total
EQUIPMENT	-	-	107,000	-	-	-	-	107,000
Total:	**-**	**-**	**107,000**	**-**	**-**	**-**	**-**	**107,000**

III. Fund Summary

Fund Summary	Previous Years	FY 2022/23	FY 2023/24	FY 2024/25	FY 2025/26	FY 2026/27	Future	Total
305 SB QUALITY OF LIFE REST.TAX 1%	-	-	107,000	-	-	-	-	107,000
Total:	**-**	**-**	**107,000**	**-**	**-**	**-**	**-**	**107,000**

MIAMIBEACH

CITY OF MIAMI BEACH
FY 2023 - 2027 Capital Budget and 5-Year Capital Improvement Plan

I. General

ELECTRO WAVE BUILDIG PAINTING **EQUIPMENT**

Project Number:	63726
Department:	PROPERTY MANAGEMENT
Location:	SOUTH BEACH
Description:	Exterior and Interior painting of Electrowave building
Projected date range:	10/01/2025 to 09/30/2026

II. Cost Summary

Cost Summary	Previous Years	FY 2022/23	FY 2023/24	FY 2024/25	FY 2025/26	FY 2026/27	Future	Total
RENOVATION	-	-	-	-	28,000	-	-	28,000
Total:	**-**	**-**	**-**	**-**	**28,000**	**-**	**-**	**28,000**

III. Fund Summary

Fund Summary	Previous Years	FY 2022/23	FY 2023/24	FY 2024/25	FY 2025/26	FY 2026/27	Future	Total
510 FLEET MANAGEMENT FUND	-	-	-	-	28,000	-	-	28,000
Total:	**-**	**-**	**-**	**-**	**28,000**	**-**	**-**	**28,000**

MIAMIBEACH

CITY OF MIAMI BEACH
FY 2023 - 2027 Capital Budget and 5-Year Capital Improvement Plan

I. General

ELECTRO WAVE ROOF REPAIRS **EQUIPMENT**

Project Number:	65424
Department:	PROPERTY MANAGEMENT
Location:	SOUTH BEACH
Description:	Roof repairs at Electrovore building
Projected date range:	10/01/2022 to 09/30/2023

II. Cost Summary

Cost Summary	Previous Years	FY 2022/23	FY 2023/24	FY 2024/25	FY 2025/26	FY 2026/27	Future	Total
RENOVATION	-	17,000	-	-	-	-	-	17,000
Total:	**-**	**17,000**	**-**	**-**	**-**	**-**	**-**	**17,000**

III. Fund Summary

Fund Summary	Previous Years	FY 2022/23	FY 2023/24	FY 2024/25	FY 2025/26	FY 2026/27	Future	Total
510 FLEET MANAGEMENT FUND	-	17,000	-	-	-	-	-	17,000
Total:	**-**	**17,000**	**-**	**-**	**-**	**-**	**-**	**17,000**

MIAMIBEACH

CITY OF MIAMI BEACH
FY 2023 - 2027 Capital Budget and 5-Year Capital Improvement Plan

I. General

ENTERTAINMENT DISTRICT CAMERAS **EQUIPMENT**

Project Number:	22118
Department:	POLICE CHIEF OFFICE
Location:	SOUTH BEACH
Description:	Mixed entertainment district cameras.
Projected date range:	10/01/2017 to 12/31/2022

II. Cost Summary

Cost Summary	Previous Years	FY 2022/23	FY 2023/24	FY 2024/25	FY 2025/26	FY 2026/27	Future	Total
EQUIPMENT	170,000	-	-	-	-	-	-	170,000
Total:	**170,000**	**-**	**-**	**-**	**-**	**-**	**-**	**170,000**

III. Fund Summary

Fund Summary	Previous Years	FY 2022/23	FY 2023/24	FY 2024/25	FY 2025/26	FY 2026/27	Future	Total
305 SB QUALITY OF LIFE REST.TAX 1%	170,000	-	-	-	-	-	-	170,000
Total:	**170,000**	**-**	**-**	**-**	**-**	**-**	**-**	**170,000**

MIAMIBEACH

CITY OF MIAMI BEACH
FY 2023 - 2027 Capital Budget and 5-Year Capital Improvement Plan

I. General

EXPANSION OF CITY WIDE SURVEILLANCE **EQUIPMENT**

Project Number: 20297

Department: POLICE CHIEF OFFICE

Location: CITYWIDE

Description: This Capital Project is being sought in order to continue the expansion of the Miami Beach Police Department's citywide camera project. If granted, these funds would be used to install 20 cameras at predetermined locations identified via crime analysis and/or other areas deemed necessary for the operational efficiency and effective use of our resources. These cameras would be used to complement other resources, aide in investigations, provide situational awareness during "High Impact Weekends" and provide overall assessments of real time data to senior leaders and mid level managers within all areas of the police department and city staff.

Projected date range: 10/01/2016 to 12/31/2022

II. Cost Summary

Cost Summary	Previous Years	FY 2022/23	FY 2023/24	FY 2024/25	FY 2025/26	FY 2026/27	Future	Total
EQUIPMENT	180,000	-	-	-	-	-	-	180,000
Total:	**180,000**	**-**	**-**	**-**	**-**	**-**	**-**	**180,000**

III. Fund Summary

Fund Summary	Previous Years	FY 2022/23	FY 2023/24	FY 2024/25	FY 2025/26	FY 2026/27	Future	Total
351 REALLOC. FUNDS-OTHER CAP. PROJ	180,000	-	-	-	-	-	-	180,000
Total:	**180,000**	**-**	**-**	**-**	**-**	**-**	**-**	**180,000**

MIAMIBEACH

CITY OF MIAMI BEACH
FY 2023 - 2027 Capital Budget and 5-Year Capital Improvement Plan

I. General

FILLMORE ESCALATOR REPAIRS **EQUIPMENT**

Project Number: 65821

Department: PROPERTY MANAGEMENT

Location: SOUTH BEACH

Description: The Fillmore escalators (4) are down and in dire need of repairs. In order to open the Fillmore, Live Nation (the operator) is requesting for the City to assist with these repairs due to the financial hardships experienced due to Covid-19. These repairs are necessary as part of the circulation of the facility. The Bass Museum Freight Elevator, Bass Museum Roof Replacement, and the Bass Museum Fire Pump have been successfully completed with savings. The Fillmore Site Lighting Phase II will be deferred to FY22 due to the critical need of the escalator repairs.

Projected date range: 11/20/2020 to 12/31/2022

II. Cost Summary

Cost Summary	Previous Years	FY 2022/23	FY 2023/24	FY 2024/25	FY 2025/26	FY 2026/27	Future	Total
CONTRACTED SERVICES REPAIR	162,219	-	-	-	-	-	-	162,219
Total:	**162,219**	**-**	**-**	**-**	**-**	**-**	**-**	**162,219**

III. Fund Summary

Fund Summary	Previous Years	FY 2022/23	FY 2023/24	FY 2024/25	FY 2025/26	FY 2026/27	Future	Total
125 CAPITAL RENEWAL & REPLACEMENT	71,525	-	-	-	-	-	-	71,525
302 PAY-AS-YOU-GO	16,000	-	-	-	-	-	-	16,000
305 SB QUALITY OF LIFE REST.TAX 1%	74,694	-	-	-	-	-	-	74,694
Total:	**162,219**	**-**	**-**	**-**	**-**	**-**	**-**	**162,219**

MIAMIBEACH

CITY OF MIAMI BEACH
FY 2023 - 2027 Capital Budget and 5-Year Capital Improvement Plan

I. General

FIRE STATION 4 SECURITY ENHANCEMENT **EQUIPMENT**

Project Number:	23118
Department:	PROPERTY MANAGEMENT
Location:	NORTH BEACH
Description:	Design and installation of new light poles and new cameras at fire station # 4
Projected date range:	10/31/2017 to 12/31/2022

II. Cost Summary

Cost Summary	Previous Years	FY 2022/23	FY 2023/24	FY 2024/25	FY 2025/26	FY 2026/27	Future	Total
CONSTRUCTION	44,289	-	-	-	-	-	-	44,289
DESIGN AND ENGINEERING	6,394	-	-	-	-	-	-	6,394
Total:	**50,683**	**-**	**-**	**-**	**-**	**-**	**-**	**50,683**

III. Fund Summary

Fund Summary	Previous Years	FY 2022/23	FY 2023/24	FY 2024/25	FY 2025/26	FY 2026/27	Future	Total
302 PAY-AS-YOU-GO	50,683	-	-	-	-	-	-	50,683
Total:	**50,683**	**-**	**-**	**-**	**-**	**-**	**-**	**50,683**

MIAMIBEACH

CITY OF MIAMI BEACH
FY 2023 - 2027 Capital Budget and 5-Year Capital Improvement Plan

I. General

FLEET / SANITATION ROOF DRAINAGE **EQUIPMENT**

Project Number:	65324
Department:	PROPERTY MANAGEMENT
Location:	SOUTH BEACH
Description:	Existing roof drainage is at the end of useful life and in need of replacement
Projected date range:	10/01/2022 to 09/30/2023

II. Cost Summary

Cost Summary	Previous Years	FY 2022/23	FY 2023/24	FY 2024/25	FY 2025/26	FY 2026/27	Future	Total
RENOVATION	-	143,000	-	-	-	-	-	143,000
Total:	**-**	**143,000**	**-**	**-**	**-**	**-**	**-**	**143,000**

III. Fund Summary

Fund Summary	Previous Years	FY 2022/23	FY 2023/24	FY 2024/25	FY 2025/26	FY 2026/27	Future	Total
510 FLEET MANAGEMENT FUND	-	143,000	-	-	-	-	-	143,000
Total:	**-**	**143,000**	**-**	**-**	**-**	**-**	**-**	**143,000**

MIAMIBEACH

CITY OF MIAMI BEACH
FY 2023 - 2027 Capital Budget and 5-Year Capital Improvement Plan

I. General

FLEET MANAGEMENT AWNING STRUCTURE **EQUIPMENT**

Project Number:	63626
Department:	PROPERTY MANAGEMENT
Location:	SOUTH BEACH
Description:	Awning structure for mechanic shop at Fleet Management
Projected date range:	10/01/2025 to 09/30/2026

II. Cost Summary

Cost Summary	Previous Years	FY 2022/23	FY 2023/24	FY 2024/25	FY 2025/26	FY 2026/27	Future	Total
RENOVATION	-	-	-	-	31,000	-	-	31,000
Total:	**-**	**-**	**-**	**-**	**31,000**	**-**	**-**	**31,000**

III. Fund Summary

Fund Summary	Previous Years	FY 2022/23	FY 2023/24	FY 2024/25	FY 2025/26	FY 2026/27	Future	Total
510 FLEET MANAGEMENT FUND	-	-	-	-	31,000	-	-	31,000
Total:	**-**	**-**	**-**	**-**	**31,000**	**-**	**-**	**31,000**

MIAMIBEACH

CITY OF MIAMI BEACH
FY 2023 - 2027 Capital Budget and 5-Year Capital Improvement Plan

I. General

FLEET MANAGEMENT EXTERIOR PAINTING **EQUIPMENT**

Project Number:	65524
Department:	PROPERTY MANAGEMENT
Location:	SOUTH BEACH
Description:	Exterior paint and waterproofing at Fleet Management Facility
Projected date range:	10/01/2023 to 09/30/2024

II. Cost Summary

Cost Summary	Previous Years	FY 2022/23	FY 2023/24	FY 2024/25	FY 2025/26	FY 2026/27	Future	Total
RENOVATION	-	-	112,000	-	-	-	-	112,000
Total:	**-**	**-**	**112,000**	**-**	**-**	**-**	**-**	**112,000**

III. Fund Summary

Fund Summary	Previous Years	FY 2022/23	FY 2023/24	FY 2024/25	FY 2025/26	FY 2026/27	Future	Total
510 FLEET MANAGEMENT FUND	-	-	112,000	-	-	-	-	112,000
Total:	**-**	**-**	**112,000**	**-**	**-**	**-**	**-**	**112,000**

MIAMIBEACH

CITY OF MIAMI BEACH
FY 2023 - 2027 Capital Budget and 5-Year Capital Improvement Plan

I. General

FLEET MANAGEMENT INTERCOM SYSTEM **EQUIPMENT**

Project Number:	63725
Department:	PROPERTY MANAGEMENT
Location:	SOUTH BEACH
Description:	New intercom system for Fleet Management Facility
Projected date range:	10/01/2024 to 09/30/2025

II. Cost Summary

Cost Summary	Previous Years	FY 2022/23	FY 2023/24	FY 2024/25	FY 2025/26	FY 2026/27	Future	Total
RENOVATION	-	-	-	57,000	-	-	-	57,000
Total:	**-**	**-**	**-**	**57,000**	**-**	**-**	**-**	**57,000**

III. Fund Summary

Fund Summary	Previous Years	FY 2022/23	FY 2023/24	FY 2024/25	FY 2025/26	FY 2026/27	Future	Total
510 FLEET MANAGEMENT FUND	-	-	-	57,000	-	-	-	57,000
Total:	**-**	**-**	**-**	**57,000**	**-**	**-**	**-**	**57,000**

MIAMIBEACH

CITY OF MIAMI BEACH
FY 2023 - 2027 Capital Budget and 5-Year Capital Improvement Plan

I. General

FLEET MANAGEMENT OFFICE RECONFIG **EQUIPMENT**

Project Number:	63526
Department:	PROPERTY MANAGEMENT
Location:	SOUTH BEACH
Description:	Office reconfiguration including new cubicles at Fleet Management
Projected date range:	10/01/2025 to 09/30/2026

II. Cost Summary

Cost Summary	Previous Years	FY 2022/23	FY 2023/24	FY 2024/25	FY 2025/26	FY 2026/27	Future	Total
RENOVATION	-	-	-	-	104,000	-	-	104,000
Total:	**-**	**-**	**-**	**-**	**104,000**	**-**	**-**	**104,000**

III. Fund Summary

Fund Summary	Previous Years	FY 2022/23	FY 2023/24	FY 2024/25	FY 2025/26	FY 2026/27	Future	Total
510 FLEET MANAGEMENT FUND	-	-	-	-	104,000	-	-	104,000
Total:	**-**	**-**	**-**	**-**	**104,000**	**-**	**-**	**104,000**

MIAMIBEACH

CITY OF MIAMI BEACH
FY 2023 - 2027 Capital Budget and 5-Year Capital Improvement Plan

I. General

FLEET MECHANICAL SHOPS AIR CIRCULATION **EQUIPMENT**

Project Number:	65224
Department:	PROPERTY MANAGEMENT
Location:	SOUTH BEACH
Description:	Air Circulation system is at the end of useful life and in need of replacement
Projected date range:	10/01/2022 to 09/30/2023

II. Cost Summary

Cost Summary	Previous Years	FY 2022/23	FY 2023/24	FY 2024/25	FY 2025/26	FY 2026/27	Future	Total
RENOVATION	-	153,000	-	-	-	-	-	153,000
Total:	**-**	**153,000**	**-**	**-**	**-**	**-**	**-**	**153,000**

III. Fund Summary

Fund Summary	Previous Years	FY 2022/23	FY 2023/24	FY 2024/25	FY 2025/26	FY 2026/27	Future	Total
510 FLEET MANAGEMENT FUND	-	153,000	-	-	-	-	-	153,000
Total:	**-**	**153,000**	**-**	**-**	**-**	**-**	**-**	**153,000**

MIAMIBEACH

CITY OF MIAMI BEACH
FY 2023 - 2027 Capital Budget and 5-Year Capital Improvement Plan

I. General

FLEET MGMT-GENERATOR TRNSFR SWITCH **EQUIPMENT**

Project Number:	60020
Department:	PROPERTY MANAGEMENT
Location:	SOUTH BEACH
Description:	Installation of generator transfer switch that will provide power in case of a power outage.
Projected date range:	10/01/2020 to 12/31/2022

II. Cost Summary

Cost Summary	Previous Years	FY 2022/23	FY 2023/24	FY 2024/25	FY 2025/26	FY 2026/27	Future	Total
CONTRACTED SERVICES REPAIR	89,374	-	-	-	-	-	-	89,374
PROFESSIONAL SERVICES	10,626	-	-	-	-	-	-	10,626
Total:	**100,000**	**-**	**-**	**-**	**-**	**-**	**-**	**100,000**

III. Fund Summary

Fund Summary	Previous Years	FY 2022/23	FY 2023/24	FY 2024/25	FY 2025/26	FY 2026/27	Future	Total
302 PAY-AS-YOU-GO	100,000	-	-	-	-	-	-	100,000
Total:	**100,000**	**-**	**-**	**-**	**-**	**-**	**-**	**100,000**

MIAMIBEACH

CITY OF MIAMI BEACH
FY 2023 - 2027 Capital Budget and 5-Year Capital Improvement Plan

I. General

FLEET WAREHOUSE SPACE MANAGEMENT **EQUIPMENT**

Project Number:	65624
Department:	PROPERTY MANAGEMENT
Location:	SOUTH BEACH
Description:	Fleet Warehouse space management and new shelving
Projected date range:	10/01/2022 to 09/30/2023

II. Cost Summary

Cost Summary	Previous Years	FY 2022/23	FY 2023/24	FY 2024/25	FY 2025/26	FY 2026/27	Future	Total
RENOVATION	-	244,000	-	-	-	-	-	244,000
Total:	**-**	**244,000**	**-**	**-**	**-**	**-**	**-**	**244,000**

III. Fund Summary

Fund Summary	Previous Years	FY 2022/23	FY 2023/24	FY 2024/25	FY 2025/26	FY 2026/27	Future	Total
510 FLEET MANAGEMENT FUND	-	244,000	-	-	-	-	-	244,000
Total:	**-**	**244,000**	**-**	**-**	**-**	**-**	**-**	**244,000**

MIAMIBEACH

CITY OF MIAMI BEACH
FY 2023 - 2027 Capital Budget and 5-Year Capital Improvement Plan

I. General

FY21 VEHICLE/EQUIPMENT REPLACEMENT **EQUIPMENT**

Project Number:	63421
Department:	FLEET MANAGEMENT
Location:	CITYWIDE
Description:	FY21 Vehicle/Equipment Replacement
Projected date range:	10/01/2020 to 12/31/2022

II. Cost Summary

Cost Summary	Previous Years	FY 2022/23	FY 2023/24	FY 2024/25	FY 2025/26	FY 2026/27	Future	Total
MOTOR VEHICLES	9,955,303	-	-	-	-	-	-	9,955,303
OTHER SUPPLIES	12,697	-	-	-	-	-	-	12,697
Total:	**9,968,000**	**-**	**-**	**-**	**-**	**-**	**-**	**9,968,000**

III. Fund Summary

Fund Summary	Previous Years	FY 2022/23	FY 2023/24	FY 2024/25	FY 2025/26	FY 2026/27	Future	Total
510 FLEET MANAGEMENT FUND	9,968,000	-	-	-	-	-	-	9,968,000
Total:	**9,968,000**	**-**	**-**	**-**	**-**	**-**	**-**	**9,968,000**

MIAMIBEACH

CITY OF MIAMI BEACH
FY 2023 - 2027 Capital Budget and 5-Year Capital Improvement Plan

I. General

FY22 VEHICLE/EQUIPMENT REPLACEMENT **EQUIPMENT**

Project Number:	61122
Department:	FLEET MANAGEMENT
Location:	CITYWIDE
Description:	FY22 Vehicle/Equipment Replacement
Projected date range:	10/01/2021 to 12/31/2022

II. Cost Summary

Cost Summary	Previous Years	FY 2022/23	FY 2023/24	FY 2024/25	FY 2025/26	FY 2026/27	Future	Total
MOTOR VEHICLES	7,414,000	-	-	-	-	-	-	7,414,000
Total:	**7,414,000**	**-**	**-**	**-**	**-**	**-**	**-**	**7,414,000**

III. Fund Summary

Fund Summary	Previous Years	FY 2022/23	FY 2023/24	FY 2024/25	FY 2025/26	FY 2026/27	Future	Total
510 FLEET MANAGEMENT FUND	7,414,000	-	-	-	-	-	-	7,414,000
Total:	**7,414,000**	**-**	**-**	**-**	**-**	**-**	**-**	**7,414,000**

MIAMIBEACH

CITY OF MIAMI BEACH
FY 2023 - 2027 Capital Budget and 5-Year Capital Improvement Plan

I. General

FY23 VEHICLE/EQUIPMENT REPLACEMENT **EQUIPMENT**

Project Number:	61723
Department:	FLEET MANAGEMENT
Location:	CITYWIDE
Description:	FY23 vehicle replacement
Projected date range:	10/01/2022 to 09/30/2023

II. Cost Summary

Cost Summary	Previous Years	FY 2022/23	FY 2023/24	FY 2024/25	FY 2025/26	FY 2026/27	Future	Total
MOTOR VEHICLES	-	7,279,000	-	-	-	-	-	7,279,000
Total:	**-**	**7,279,000**	**-**	**-**	**-**	**-**	**-**	**7,279,000**

III. Fund Summary

Fund Summary	Previous Years	FY 2022/23	FY 2023/24	FY 2024/25	FY 2025/26	FY 2026/27	Future	Total
510 FLEET MANAGEMENT FUND	-	7,279,000	-	-	-	-	-	7,279,000
Total:	**-**	**7,279,000**	**-**	**-**	**-**	**-**	**-**	**7,279,000**

MIAMIBEACH

CITY OF MIAMI BEACH
FY 2023 - 2027 Capital Budget and 5-Year Capital Improvement Plan

I. General

FY24 VEHICLE/EQUIPMENT REPLACEMENT **EQUIPMENT**

Project Number:	61424
Department:	FLEET MANAGEMENT
Location:	CITYWIDE
Description:	FY24 Vehicle/Equipment Replacement
Projected date range:	10/01/2023 to 09/30/2024

II. Cost Summary

Cost Summary	Previous Years	FY 2022/23	FY 2023/24	FY 2024/25	FY 2025/26	FY 2026/27	Future	Total
MOTOR VEHICLES	-	-	8,229,000	-	-	-	-	8,229,000
Total:	**-**	**-**	**8,229,000**	**-**	**-**	**-**	**-**	**8,229,000**

III. Fund Summary

Fund Summary	Previous Years	FY 2022/23	FY 2023/24	FY 2024/25	FY 2025/26	FY 2026/27	Future	Total
510 FLEET MANAGEMENT FUND	-	-	8,229,000	-	-	-	-	8,229,000
Total:	**-**	**-**	**8,229,000**	**-**	**-**	**-**	**-**	**8,229,000**

MIAMIBEACH

CITY OF MIAMI BEACH
FY 2023 - 2027 Capital Budget and 5-Year Capital Improvement Plan

I. General

FY25 VEHICLE/EQUIPMENT REPLACEMENT **EQUIPMENT**

Project Number:	60425
Department:	FLEET MANAGEMENT
Location:	CITYWIDE
Description:	FY25 Vehicle/Equipment Replacement
Projected date range:	10/01/2024 to 09/30/2025

II. Cost Summary

Cost Summary	Previous Years	FY 2022/23	FY 2023/24	FY 2024/25	FY 2025/26	FY 2026/27	Future	Total
MOTOR VEHICLES	-	-	-	4,394,000	-	-	-	4,394,000
Total:	**-**	**-**	**-**	**4,394,000**	**-**	**-**	**-**	**4,394,000**

III. Fund Summary

Fund Summary	Previous Years	FY 2022/23	FY 2023/24	FY 2024/25	FY 2025/26	FY 2026/27	Future	Total
510 FLEET MANAGEMENT FUND	-	-	-	4,394,000	-	-	-	4,394,000
Total:	**-**	**-**	**-**	**4,394,000**	**-**	**-**	**-**	**4,394,000**

MIAMIBEACH

CITY OF MIAMI BEACH
FY 2023 - 2027 Capital Budget and 5-Year Capital Improvement Plan

I. General

FY26 VEHICLE/EQUIPMENT REPLACEMENT **EQUIPMENT**

Project Number:	60326
Department:	FLEET MANAGEMENT
Location:	CITYWIDE
Description:	FY26 Vehicle/Equipment Replacement
Projected date range:	10/01/2025 to 09/30/2026

II. Cost Summary

Cost Summary	Previous Years	FY 2022/23	FY 2023/24	FY 2024/25	FY 2025/26	FY 2026/27	Future	Total
EQUIPMENT	-	-	-	-	5,283,000	-	-	5,283,000
Total:	**-**	**-**	**-**	**-**	**5,283,000**	**-**	**-**	**5,283,000**

III. Fund Summary

Fund Summary	Previous Years	FY 2022/23	FY 2023/24	FY 2024/25	FY 2025/26	FY 2026/27	Future	Total
510 FLEET MANAGEMENT FUND	-	-	-	-	5,283,000	-	-	5,283,000
Total:	**-**	**-**	**-**	**-**	**5,283,000**	**-**	**-**	**5,283,000**

MIAMIBEACH

CITY OF MIAMI BEACH
FY 2023 - 2027 Capital Budget and 5-Year Capital Improvement Plan

I. General

FY27 VEHICLE/EQUIPMENT REPLACEMENT **EQUIPMENT**

Project Number:	62329
Department:	FLEET MANAGEMENT
Location:	SOUTH BEACH
Description:	FY27 Vehicle/Equipment Replacement
Projected date range:	10/01/2026 to 09/30/2027

II. Cost Summary

Cost Summary	Previous Years	FY 2022/23	FY 2023/24	FY 2024/25	FY 2025/26	FY 2026/27	Future	Total
RENOVATION	-	-	-	-	-	1,358,000	-	1,358,000
Total:	**-**	**-**	**-**	**-**	**-**	**1,358,000**	**-**	**1,358,000**

III. Fund Summary

Fund Summary	Previous Years	FY 2022/23	FY 2023/24	FY 2024/25	FY 2025/26	FY 2026/27	Future	Total
510 FLEET MANAGEMENT FUND	-	-	-	-	-	1,358,000	-	1,358,000
Total:	**-**	**-**	**-**	**-**	**-**	**1,358,000**	**-**	**1,358,000**

MIAMIBEACH

CITY OF MIAMI BEACH
FY 2023 - 2027 Capital Budget and 5-Year Capital Improvement Plan

I. General

GO#47: LICENSE PLATE READERS **EQUIPMENT**

Project Number:	28519
Department:	POLICE CHIEF OFFICE
Location:	CITYWIDE
Description:	Install advanced software recognition technology and License Plate Readers to additional strategic locations across the city to aid crime-prevention efforts.
Projected date range:	03/06/2019 to 06/23/2023

II. Cost Summary

Cost Summary	Previous Years	FY 2022/23	FY 2023/24	FY 2024/25	FY 2025/26	FY 2026/27	Future	Total
EQUIPMENT	1,920,360	(374,326)	-	-	-	-	-	1,546,034
PROGRAM MANAGEMENT	29,640	-	-	-	-	-	-	29,640
Total:	**1,950,000**	**(374,326)**	**-**	**-**	**-**	**-**	**-**	**1,575,674**

III. Fund Summary

Fund Summary	Previous Years	FY 2022/23	FY 2023/24	FY 2024/25	FY 2025/26	FY 2026/27	Future	Total
392 2019 GO BONDS - PUBLIC SAFETY	1,950,000	(374,326)	-	-	-	-	-	1,575,674
Total:	**1,950,000**	**(374,326)**	**-**	**-**	**-**	**-**	**-**	**1,575,674**

MIAMIBEACH

CITY OF MIAMI BEACH
FY 2023 - 2027 Capital Budget and 5-Year Capital Improvement Plan

I. General

GO#49: PUBLIC SAFETY RADIO SYSTEM **EQUIPMENT**

Project Number:	23119
Department:	PUBLIC SAFETY COMMUNICATIONS
Location:	CITYWIDE
Description:	Replace the city's outdated Motorola analog radio system with a new Harris Corporation satellite radio system, giving first responders access to a state-of-the-art emergency communications technology network with high tech functions such as seamless interoperability and encrypted data.
	NOTE: Project has been completed. Closeout in progress.
Projected date range:	10/01/2017 to 04/30/2022

II. Cost Summary

Cost Summary	Previous Years	FY 2022/23	FY 2023/24	FY 2024/25	FY 2025/26	FY 2026/27	Future	Total
EQUIPMENT	10,073,730	-	-	-	-	-	-	10,073,730
PROGRAM MANAGEMENT	293,988	-	-	-	-	-	-	293,988
Total:	**10,367,718**	**-**	**-**	**-**	**-**	**-**	**-**	**10,367,718**

III. Fund Summary

Fund Summary	Previous Years	FY 2022/23	FY 2023/24	FY 2024/25	FY 2025/26	FY 2026/27	Future	Total
392 2019 GO BONDS - PUBLIC SAFETY	9,700,000	-	-	-	-	-	-	9,700,000
550 COMMUNICATIONS FUND	667,718	-	-	-	-	-	-	667,718
Total:	**10,367,718**	**-**	**-**	**-**	**-**	**-**	**-**	**10,367,718**

MIAMIBEACH

CITY OF MIAMI BEACH
FY 2023 - 2027 Capital Budget and 5-Year Capital Improvement Plan

I. General

GO#50: CAMERAS- BUSINESS DIST. **EQUIPMENT**

Project Number:	68819
Department:	POLICE CHIEF OFFICE
Location:	CITYWIDE
Description:	Enhance public safety and monitor security in primary business corridors by installing new security cameras to areas along Alton Road, 41st Street and 71st Street.
Projected date range:	02/13/2019 to 04/21/2026

II. Cost Summary

Cost Summary	Previous Years	FY 2022/23	FY 2023/24	FY 2024/25	FY 2025/26	FY 2026/27	Future	Total
EQUIPMENT	649,304	-	-	-	-	-	-	649,304
MACHINERY & EQUIPMENT	163,157	-	-	-	-	-	-	163,157
PROGRAM MANAGEMENT	12,539	-	-	-	-	-	-	12,539
Total:	**825,000**	**-**	**-**	**-**	**-**	**-**	**-**	**825,000**

III. Fund Summary

Fund Summary	Previous Years	FY 2022/23	FY 2023/24	FY 2024/25	FY 2025/26	FY 2026/27	Future	Total
392 2019 GO BONDS - PUBLIC SAFETY	825,000	-	-	-	-	-	-	825,000
Total:	**825,000**	**-**	**-**	**-**	**-**	**-**	**-**	**825,000**

MIAMIBEACH

CITY OF MIAMI BEACH
FY 2023 - 2027 Capital Budget and 5-Year Capital Improvement Plan

I. General

GO#56: CAMERAS- BEACHWALK **EQUIPMENT**

Project Number:	69119
Department:	POLICE CHIEF OFFICE
Location:	SOUTH BEACH
Description:	Improve public safety for residents and visitors between 14th Place to 23rd Street by installing several new security cameras along the pedestrian beachwalk path. NOTE: Project has been completed. Closeout in progress.
Projected date range:	02/13/2019 to 09/30/2022

II. Cost Summary

Cost Summary	Previous Years	FY 2022/23	FY 2023/24	FY 2024/25	FY 2025/26	FY 2026/27	Future	Total
CONSTRUCTION	693,920	(6,781)	-	-	-	-	-	687,139
PROGRAM MANAGEMENT	6,080	-	-	-	-	-	-	6,080
Total:	**700,000**	**(6,781)**	**-**	**-**	**-**	**-**	**-**	**693,219**

III. Fund Summary

Fund Summary	Previous Years	FY 2022/23	FY 2023/24	FY 2024/25	FY 2025/26	FY 2026/27	Future	Total
392 2019 GO BONDS - PUBLIC SAFETY	700,000	(6,781)	-	-	-	-	-	693,219
Total:	**700,000**	**(6,781)**	**-**	**-**	**-**	**-**	**-**	**693,219**

MIAMIBEACH

CITY OF MIAMI BEACH
FY 2023 - 2027 Capital Budget and 5-Year Capital Improvement Plan

I. General

GO#57: CAMERAS- ENTERTAINMENT DIST. **EQUIPMENT**

Project Number:	22819
Department:	POLICE CHIEF OFFICE
Location:	SOUTH BEACH
Description:	Improve public safety in the Entertainment District by adding several additional security cameras along Collins and Washington Avenues between 5th Street and 17th Street.
Projected date range:	03/06/2019 to 06/30/2023

II. Cost Summary

Cost Summary	Previous Years	FY 2022/23	FY 2023/24	FY 2024/25	FY 2025/26	FY 2026/27	Future	Total
EQUIPMENT	1,467,352	-	-	-	-	-	-	1,467,352
PROGRAM MANAGEMENT	22,648	-	-	-	-	-	-	22,648
Total:	**1,490,000**	**-**	**-**	**-**	**-**	**-**	**-**	**1,490,000**

III. Fund Summary

Fund Summary	Previous Years	FY 2022/23	FY 2023/24	FY 2024/25	FY 2025/26	FY 2026/27	Future	Total
392 2019 GO BONDS - PUBLIC SAFETY	1,490,000	-	-	-	-	-	-	1,490,000
Total:	**1,490,000**	**-**	**-**	**-**	**-**	**-**	**-**	**1,490,000**

MIAMIBEACH

CITY OF MIAMI BEACH
FY 2023 - 2027 Capital Budget and 5-Year Capital Improvement Plan

I. General

MUNIS / ENERGOV/ ERP **EQUIPMENT**

Project Number:	64718
Department:	IT SUPPORT
Location:	CITYWIDE
Description:	Cost related to Tyler products post implementation. Previous project # was 29000.
Projected date range:	06/28/2018 to 12/31/2023

II. Cost Summary

Cost Summary	Previous Years	FY 2022/23	FY 2023/24	FY 2024/25	FY 2025/26	FY 2026/27	Future	Total
CONTRACT MAINTENANCE	27,601	-	-	-	-	-	-	27,601
PROFESSIONAL SERVICES	654,788	-	-	-	-	-	-	654,788
TRAVEL	776	-	-	-	-	-	-	776
Total:	**683,165**	**-**	**-**	**-**	**-**	**-**	**-**	**683,165**

III. Fund Summary

Fund Summary	Previous Years	FY 2022/23	FY 2023/24	FY 2024/25	FY 2025/26	FY 2026/27	Future	Total
301 CAP. PROJ. NOT FINANCED BY BON	683,165	-	-	-	-	-	-	683,165
Total:	**683,165**	**-**	**-**	**-**	**-**	**-**	**-**	**683,165**

MIAMIBEACH

CITY OF MIAMI BEACH
FY 2023 - 2027 Capital Budget and 5-Year Capital Improvement Plan

I. General

POLICE STATION NEW GENERATOR **EQUIPMENT**

Project Number:	60007
Department:	PROPERTY MANAGEMENT
Location:	SOUTH BEACH
Description:	The emergency power system includes two (2) 500 KW emergency generators. Includes: emergency generator, ATS, battery charger, muffler, day tank, feeder, wiring, and panels.
Projected date range:	10/01/2016 to 12/31/2022

II. Cost Summary

Cost Summary	Previous Years	FY 2022/23	FY 2023/24	FY 2024/25	FY 2025/26	FY 2026/27	Future	Total
CONTRACTED SERVICES REPAIR	360,183	-	-	-	-	-	-	360,183
DESIGN AND ENGINEERING	3,181	-	-	-	-	-	-	3,181
INTERNAL CHARGEBACK	263	-	-	-	-	-	-	263
MACHINERY & EQUIPMENT	251,373	-	-	-	-	-	-	251,373
Total:	**615,000**	**-**	**-**	**-**	**-**	**-**	**-**	**615,000**

III. Fund Summary

Fund Summary	Previous Years	FY 2022/23	FY 2023/24	FY 2024/25	FY 2025/26	FY 2026/27	Future	Total
125 CAPITAL RENEWAL & REPLACEMENT	615,000	-	-	-	-	-	-	615,000
Total:	**615,000**	**-**	**-**	**-**	**-**	**-**	**-**	**615,000**

MIAMIBEACH

CITY OF MIAMI BEACH
FY 2023 - 2027 Capital Budget and 5-Year Capital Improvement Plan

I. General

SCOTT RAKOW ICE RINK REFRIGERATION **EQUIPMENT**

Project Number:	62823
Department:	PARKS AND RECREATION
Location:	MIDDLE BEACH
Description:	This project entails replacement of the refrigeration plant, compressor, and pipework system in the ice rink. Results of the subterraneous pipework inspection may decrease the cost of the project approximately $314,000.
Projected date range:	10/01/2022 to 12/31/2025

II. Cost Summary

Cost Summary	Previous Years	FY 2022/23	FY 2023/24	FY 2024/25	FY 2025/26	FY 2026/27	Future	Total
CONSTRUCTION	-	-	-	1,128,000	-	-	-	1,128,000
FUTURE	-	-	-	-	-	-	1,037,000	1,037,000
Total:	**-**	**-**	**-**	**1,128,000**	**-**	**-**	**1,037,000**	**2,165,000**

III. Fund Summary

Fund Summary	Previous Years	FY 2022/23	FY 2023/24	FY 2024/25	FY 2025/26	FY 2026/27	Future	Total
302 PAY-AS-YOU-GO	-	-	-	1,128,000	-	-	-	1,128,000
FUTURE	-	-	-	-	-	-	1,037,000	1,037,000
Total:	**-**	**-**	**-**	**1,128,000**	**-**	**-**	**1,037,000**	**2,165,000**

MIAMIBEACH

CITY OF MIAMI BEACH
FY 2023 - 2027 Capital Budget and 5-Year Capital Improvement Plan

I. General

SECURITY CAMERAS ON BEACHWALK 23-46 **EQUIPMENT**

Project Number:	21620
Department:	POLICE CHIEF OFFICE
Location:	MIDDLE BEACH
Description:	Security cameras on Beachwalk from 23rd to 46th street.
Projected date range:	10/01/2019 to 12/31/2022

II. Cost Summary

Cost Summary	Previous Years	FY 2022/23	FY 2023/24	FY 2024/25	FY 2025/26	FY 2026/27	Future	Total
EQUIPMENT	903,000	-	-	-	-	-	-	903,000
Total:	**903,000**	**-**	**-**	**-**	**-**	**-**	**-**	**903,000**

III. Fund Summary

Fund Summary	Previous Years	FY 2022/23	FY 2023/24	FY 2024/25	FY 2025/26	FY 2026/27	Future	Total
306 MB QUALITY OF LIFE RESO.TX 1%	903,000	-	-	-	-	-	-	903,000
Total:	**903,000**	**-**	**-**	**-**	**-**	**-**	**-**	**903,000**

MIAMIBEACH

CITY OF MIAMI BEACH
FY 2023 - 2027 Capital Budget and 5-Year Capital Improvement Plan

I. General

SKIDATA GARAGE SOFTWARE UPGRADE **EQUIPMENT**

Project Number: 68022
Department: PARKING ADMINISTRATION
Location: CITYWIDE
Description: Software and hardware upgrade to existing computers to new version of Skidata software and windows.

Purchase and installation of a redundancy server as a back-up to the system.
Projected date range: 10/01/2021 to 12/31/2022

II. Cost Summary

Cost Summary	Previous Years	FY 2022/23	FY 2023/24	FY 2024/25	FY 2025/26	FY 2026/27	Future	Total
FURNITURE, FIXTURES, EQUIPMENT	475,000	-	-	-	-	-	-	475,000
Total:	**475,000**	**-**	**-**	**-**	**-**	**-**	**-**	**475,000**

III. Fund Summary

Fund Summary	Previous Years	FY 2022/23	FY 2023/24	FY 2024/25	FY 2025/26	FY 2026/27	Future	Total
490 PARKING CAPITAL NOT BONDS	475,000	-	-	-	-	-	-	475,000
Total:	**475,000**	**-**	**-**	**-**	**-**	**-**	**-**	**475,000**

MIAMIBEACH

CITY OF MIAMI BEACH
FY 2023 - 2027 Capital Budget and 5-Year Capital Improvement Plan

I. General

SMART BUILDING AUTOMATION SYSTEM **EQUIPMENT**

Project Number:	67920
Department:	PROPERTY MANAGEMENT
Location:	CITYWIDE
Description:	A smart building automation system for City facilities will increase energy efficiency by allowing Property Management to control and monitor the lights and HVAC units of City facilities remotely.
Projected date range:	10/01/2019 to 12/31/2022

II. Cost Summary

Cost Summary	Previous Years	FY 2022/23	FY 2023/24	FY 2024/25	FY 2025/26	FY 2026/27	Future	Total
EQUIPMENT	65,000	-	-	-	-	-	-	65,000
Total:	**65,000**	**-**	**-**	**-**	**-**	**-**	**-**	**65,000**

III. Fund Summary

Fund Summary	Previous Years	FY 2022/23	FY 2023/24	FY 2024/25	FY 2025/26	FY 2026/27	Future	Total
302 PAY-AS-YOU-GO	65,000	-	-	-	-	-	-	65,000
Total:	**65,000**	**-**	**-**	**-**	**-**	**-**	**-**	**65,000**

MIAMIBEACH

MIAMIBEACH

CITY OF MIAMI BEACH
FY 2023 - 2027 Capital Budget and 5-Year Capital Improvement Plan

I. General

4TH FLOOR RENOVATION - PUBLIC WORKS **GENERAL PUBLIC BUILDINGS**

Project Number: 20727

Department: PW ADMINISTRATION

Location: SOUTH BEACH

Description: This request is to cover charges in order to complete a remodeling of the Public Works City Hall 4th floor office. As the Department continues to expand we have requested a quote from the City vendor, Empire, who completes all remodelings for City Hall. The quote for the office remodeling plan is at $438k. This will cover an upgrades for cubicles, conference room, storage room, curtains, walls, furniture,construction, window treatment and wiring repairs.

Projected date range: 10/01/2027 to 09/30/2028

II. Cost Summary

Cost Summary	Previous Years	FY 2022/23	FY 2023/24	FY 2024/25	FY 2025/26	FY 2026/27	Future	Total
FUTURE	-	-	-	-	-	-	474,000	474,000
Total:	**-**	**-**	**-**	**-**	**-**	**-**	**474,000**	**474,000**

III. Fund Summary

Fund Summary	Previous Years	FY 2022/23	FY 2023/24	FY 2024/25	FY 2025/26	FY 2026/27	Future	Total
FUTURE	-	-	-	-	-	-	474,000	474,000
Total:	**-**	**-**	**-**	**-**	**-**	**-**	**474,000**	**474,000**

MIAMIBEACH

CITY OF MIAMI BEACH
FY 2023 - 2027 Capital Budget and 5-Year Capital Improvement Plan

I. General

BAYSHORE GREEN WASTE FACILITY **GENERAL PUBLIC BUILDINGS**

Project Number: 64318

Department: ENVIRONMENT SUSTAINABILITY

Location: MIDDLE BEACH

Description: The Miami Beach Golf Course property has a history of contamination from prior uses that required assessment, monitoring, and construction of engineering controls over certain areas of the property. This project includes permit renewal and construction of a green waste facility for residential green waste only. **Previously project # 24730.

Projected date range: 10/01/2015 to 12/31/2022

II. Cost Summary

Cost Summary	Previous Years	FY 2022/23	FY 2023/24	FY 2024/25	FY 2025/26	FY 2026/27	Future	Total
CONTRACTED SERVICES REPAIR	195,163	-	-	-	-	-	-	195,163
OTHER OPERATING	489,244	-	-	-	-	-	-	489,244
PROFESSIONAL SERVICES	65,593	-	-	-	-	-	-	65,593
Total:	**750,000**	**-**	**-**	**-**	**-**	**-**	**-**	**750,000**

III. Fund Summary

Fund Summary	Previous Years	FY 2022/23	FY 2023/24	FY 2024/25	FY 2025/26	FY 2026/27	Future	Total
435 SANITATION ENTERPRISE FUND	750,000	-	-	-	-	-	-	750,000
Total:	**750,000**	**-**	**-**	**-**	**-**	**-**	**-**	**750,000**

MIAMIBEACH

CITY OF MIAMI BEACH
FY 2023 - 2027 Capital Budget and 5-Year Capital Improvement Plan

I. General

COLLINS PARK ARTIST WRKFRC. HOUSING **GENERAL PUBLIC BUILDINGS**

Project Number:	23423
Department:	ECONOMIC DEVELOPMENT
Location:	SOUTH BEACH
Description:	A seven-story workforce housing project with dorm space for Miami City Ballet dancers will be built on a city-owned lot in South Beach.
Projected date range:	10/01/2022 to 09/30/2023

II. Cost Summary

Cost Summary	Previous Years	FY 2022/23	FY 2023/24	FY 2024/25	FY 2025/26	FY 2026/27	Future	Total
CONSTRUCTION	-	2,850,000	-	-	-	-	-	2,850,000
Total:	**-**	**2,850,000**	**-**	**-**	**-**	**-**	**-**	**2,850,000**

III. Fund Summary

Fund Summary	Previous Years	FY 2022/23	FY 2023/24	FY 2024/25	FY 2025/26	FY 2026/27	Future	Total
302 PAY-AS-YOU-GO	-	435,449	-	-	-	-	-	435,449
305 SB QUALITY OF LIFE REST.TAX 1%	-	2,414,551	-	-	-	-	-	2,414,551
Total:	**-**	**2,850,000**	**-**	**-**	**-**	**-**	**-**	**2,850,000**

MIAMIBEACH

CITY OF MIAMI BEACH
FY 2023 - 2027 Capital Budget and 5-Year Capital Improvement Plan

I. General

FIRE STATION #1 **GENERAL PUBLIC BUILDINGS**

Project Number: 22822

Department: CAPITAL IMPROVEMENT PROGRAM

Location:

Description: Additional funding to replace the deteriorated Fire Station #1 facility with a new and larger building in a location that expands emergency coverage in South Beach; include space for a 911 call center, code enforcement department services and parking. (Additional funding for GO #45)

Projected date range: 02/13/2019 to 02/14/2024

II. Cost Summary

Cost Summary	Previous Years	FY 2022/23	FY 2023/24	FY 2024/25	FY 2025/26	FY 2026/27	Future	Total
CONSTRUCTION	-	4,300,000	-	-	-	-	-	4,300,000
Total:	**-**	**4,300,000**	**-**	**-**	**-**	**-**	**-**	**4,300,000**

III. Fund Summary

Fund Summary	Previous Years	FY 2022/23	FY 2023/24	FY 2024/25	FY 2025/26	FY 2026/27	Future	Total
302 PAY-AS-YOU-GO	-	4,300,000	-	-	-	-	-	4,300,000
Total:	**-**	**4,300,000**	**-**	**-**	**-**	**-**	**-**	**4,300,000**

MIAMIBEACH

CITY OF MIAMI BEACH
FY 2023 - 2027 Capital Budget and 5-Year Capital Improvement Plan

I. General

GO#28: ART DECO MUSEUM **GENERAL PUBLIC BUILDINGS**

Project Number: 27019

Department: PROPERTY MANAGEMENT

Location: SOUTH BEACH

Description: Expand the museum facility on Ocean Drive to increase size and reconfigure layouts of multiuse space; reconfigure infrastructure to accommodate exhibit, ancillary and community need.

Projected date range: 10/01/2021 to 04/30/2027

II. Cost Summary

Cost Summary	Previous Years	FY 2022/23	FY 2023/24	FY 2024/25	FY 2025/26	FY 2026/27	Future	Total
CONSTRUCTION	-	-	2,000,000	-	-	-	-	2,000,000
Total:	**-**	**-**	**2,000,000**	**-**	**-**	**-**	**-**	**2,000,000**

III. Fund Summary

Fund Summary	Previous Years	FY 2022/23	FY 2023/24	FY 2024/25	FY 2025/26	FY 2026/27	Future	Total
FGO PKS FUTURE G.O. BONDS PARKS	-	-	2,000,000	-	-	-	-	2,000,000
Total:	**-**	**-**	**2,000,000**	**-**	**-**	**-**	**-**	**2,000,000**

MIAMIBEACH

CITY OF MIAMI BEACH
FY 2023 - 2027 Capital Budget and 5-Year Capital Improvement Plan

I. General

GO#45: FIRE STATION #1 **GENERAL PUBLIC BUILDINGS**

Project Number: 28319

Department: CAPITAL IMPROVEMENT PROGRAM

Location: SOUTH BEACH

Description: Replace the deteriorated Fire Station #1 facility with a new and larger building in a location that expands emergency coverage in South Beach; include space for a 911 call center, code enforcement department services and parking.

Projected date range: 02/13/2019 to 02/14/2024

II. Cost Summary

Cost Summary	Previous Years	FY 2022/23	FY 2023/24	FY 2024/25	FY 2025/26	FY 2026/27	Future	Total
CONSTRUCTION	1,959,475	-	6,000,000	-	-	-	-	7,959,475
CONSTRUCTION MANAGEMENT	434,125	-	-	-	-	-	-	434,125
DESIGN AND ENGINEERING	1,500,000	-	-	-	-	-	-	1,500,000
PROGRAM MANAGEMENT	106,400	-	-	-	-	-	-	106,400
Total:	**4,000,000**	**-**	**6,000,000**	**-**	**-**	**-**	**-**	**10,000,000**

III. Fund Summary

Fund Summary	Previous Years	FY 2022/23	FY 2023/24	FY 2024/25	FY 2025/26	FY 2026/27	Future	Total
392 2019 GO BONDS - PUBLIC SAFETY	4,000,000	-	-	-	-	-	-	4,000,000
FGO P.SAFE FUTURE GO BONDS PUBLIC SAFETY	-	-	6,000,000	-	-	-	-	6,000,000
Total:	**4,000,000**	**-**	**6,000,000**	**-**	**-**	**-**	**-**	**10,000,000**

MIAMIBEACH

CITY OF MIAMI BEACH
FY 2023 - 2027 Capital Budget and 5-Year Capital Improvement Plan

I. General

GO#46: OCEAN RESCUE NOBE FACILITY **GENERAL PUBLIC BUILDINGS**

Project Number:	28419
Department:	FIRE RESCUE
Location:	NORTH BEACH
Description:	Replace existing double-wide trailers and provide a permanent facility within North Beach Oceanside Park to serve as the Ocean Rescue sub-station for North Beach.
Projected date range:	02/13/2019 to 06/10/2027

II. Cost Summary

Cost Summary	Previous Years	FY 2022/23	FY 2023/24	FY 2024/25	FY 2025/26	FY 2026/27	Future	Total
CONSTRUCTION	984,800	-	4,000,000	-	-	-	-	4,984,800
PROGRAM MANAGEMENT	15,200	-	-	-	-	-	-	15,200
Total:	**1,000,000**	**-**	**4,000,000**	**-**	**-**	**-**	**-**	**5,000,000**

III. Fund Summary

Fund Summary	Previous Years	FY 2022/23	FY 2023/24	FY 2024/25	FY 2025/26	FY 2026/27	Future	Total
392 2019 GO BONDS - PUBLIC SAFETY	1,000,000	-	-	-	-	-	-	1,000,000
FGO P.SAFE FUTURE GO BONDS PUBLIC SAFETY	-	-	4,000,000	-	-	-	-	4,000,000
Total:	**1,000,000**	**-**	**4,000,000**	**-**	**-**	**-**	**-**	**5,000,000**

MIAMIBEACH

CITY OF MIAMI BEACH
FY 2023 - 2027 Capital Budget and 5-Year Capital Improvement Plan

I. General

GO#51: FIRE STATION #3 **GENERAL PUBLIC BUILDINGS**

Project Number: 28619
Department: FIRE PREVENTION
Location: MIDDLE BEACH
Description: Replace Fire Station #3 with a structurally-sound, mold-free and weather resistant building that can withstand Category 5 hurricane conditions.

Projected date range: 01/01/2025 to 12/30/2031

II. Cost Summary

Cost Summary	Previous Years	FY 2022/23	FY 2023/24	FY 2024/25	FY 2025/26	FY 2026/27	Future	Total
CONSTRUCTION	-	-	10,000,000	-	-	-	-	10,000,000
Total:	**-**	**-**	**10,000,000**	**-**	**-**	**-**	**-**	**10,000,000**

III. Fund Summary

Fund Summary	Previous Years	FY 2022/23	FY 2023/24	FY 2024/25	FY 2025/26	FY 2026/27	Future	Total
FGO P.SAFE FUTURE GO BONDS PUBLIC SAFETY	-	-	10,000,000	-	-	-	-	10,000,000
Total:	**-**	**-**	**10,000,000**	**-**	**-**	**-**	**-**	**10,000,000**

MIAMIBEACH

CITY OF MIAMI BEACH
FY 2023 - 2027 Capital Budget and 5-Year Capital Improvement Plan

I. General

GO#54: MARINE PATROL FACILITY **GENERAL PUBLIC BUILDINGS**

Project Number: 28819

Department: POLICE CHIEF OFFICE

Location: SOUTH BEACH

Description: Replace the existing marine patrol facility with a larger building that can accommodate parking, storage and service needs for both fire and police departments, like the relocation and re-homing of the city's fire patrol boat.

Projected date range: 02/13/2019 to 09/30/2024

II. Cost Summary

Cost Summary	Previous Years	FY 2022/23	FY 2023/24	FY 2024/25	FY 2025/26	FY 2026/27	Future	Total
CONSTRUCTION	1,442,000	-	700,000	-	-	-	-	2,142,000
CONSTRUCTION MANAGEMENT	175,500	-	-	-	-	-	-	175,500
DESIGN AND ENGINEERING	341,460	-	-	-	-	-	-	341,460
PROGRAM MANAGEMENT	41,040	-	-	-	-	-	-	41,040
Total:	**2,000,000**	**-**	**700,000**	**-**	**-**	**-**	**-**	**2,700,000**

III. Fund Summary

Fund Summary	Previous Years	FY 2022/23	FY 2023/24	FY 2024/25	FY 2025/26	FY 2026/27	Future	Total
392 2019 GO BONDS - PUBLIC SAFETY	2,000,000	-	-	-	-	-	-	2,000,000
FGO P.SAFE FUTURE GO BONDS PUBLIC SAFETY	-	-	700,000	-	-	-	-	700,000
Total:	**2,000,000**	**-**	**700,000**	**-**	**-**	**-**	**-**	**2,700,000**

MIAMIBEACH

CITY OF MIAMI BEACH
FY 2023 - 2027 Capital Budget and 5-Year Capital Improvement Plan

I. General

GREENSPACE FACILITY RENOVATION **GENERAL PUBLIC BUILDINGS**

Project Number:	20721
Department:	PROPERTY MANAGEMENT
Location:	SOUTH BEACH
Description:	Renovation of the greenspace facility
Projected date range:	10/01/2020 to 12/31/2023

II. Cost Summary

Cost Summary	Previous Years	FY 2022/23	FY 2023/24	FY 2024/25	FY 2025/26	FY 2026/27	Future	Total
CONSTRUCTION	200,000	456,000	-	-	-	-	-	656,000
Total:	**200,000**	**456,000**	**-**	**-**	**-**	**-**	**-**	**656,000**

III. Fund Summary

Fund Summary	Previous Years	FY 2022/23	FY 2023/24	FY 2024/25	FY 2025/26	FY 2026/27	Future	Total
302 PAY-AS-YOU-GO	200,000	456,000	-	-	-	-	-	656,000
Total:	**200,000**	**456,000**	**-**	**-**	**-**	**-**	**-**	**656,000**

MIAMIBEACH

CITY OF MIAMI BEACH
FY 2023 - 2027 Capital Budget and 5-Year Capital Improvement Plan

I. General

MARINE PATROL FACILITY **GENERAL PUBLIC BUILDINGS**

Project Number: 20228

Department: POLICE CHIEF OFFICE

Location: SOUTH BEACH

Description: Replace the existing marine patrol facility with a larger building that can accommodate parking, storage and service needs for both fire and police departments, like the relocation and re-homing of the city's fire patrol boat. (Additional funding for GO #54)

Projected date range: 10/01/2027 to 09/30/2028

II. Cost Summary

Cost Summary	Previous Years	FY 2022/23	FY 2023/24	FY 2024/25	FY 2025/26	FY 2026/27	Future	Total
CONSTRUCTION	-	3,900,000	-	-	-	-	-	3,900,000
Total:	**-**	**3,900,000**	**-**	**-**	**-**	**-**	**-**	**3,900,000**

III. Fund Summary

Fund Summary	Previous Years	FY 2022/23	FY 2023/24	FY 2024/25	FY 2025/26	FY 2026/27	Future	Total
302 PAY-AS-YOU-GO	-	3,900,000	-	-	-	-	-	3,900,000
Total:	**-**	**3,900,000**	**-**	**-**	**-**	**-**	**-**	**3,900,000**

MIAMIBEACH

CITY OF MIAMI BEACH
FY 2023 - 2027 Capital Budget and 5-Year Capital Improvement Plan

I. General

MBPD HEADQUARTERS RENOVATION **GENERAL PUBLIC BUILDINGS**

Project Number: 21821

Department: PROPERTY MANAGEMENT

Location: SOUTH BEACH

Description: As part of the ongoing MBPD Headquarters Renovation Project (GOB #10), it is necessary to displace the existing Public Safety Communications Unit (or PSCU) on the 4th Floor of the station to the area currently occupied by the Firing Range on the 5th Floor in order to free up space for the creation of a new Real Time Crime Center. The 5th Floor buildout of a new Public Safety Communications Unit was not part of the original project scope. As such, additional funding is required for design and construction of this area. Construction of a new PSCU Call Center on the 5th Floor of the Police Station will create space for a much needed Real Time Crime Center to enhance our City's policing operations while also affording the Public Safety Communications Unit greater autonomy within our existing Police Station.

Projected date range: 07/01/2021 to 12/31/2022

II. Cost Summary

Cost Summary	Previous Years	FY 2022/23	FY 2023/24	FY 2024/25	FY 2025/26	FY 2026/27	Future	Total
CONSTRUCTION	181,936	-	-	-	-	-	-	181,936
Total:	**181,936**	**-**	**-**	**-**	**-**	**-**	**-**	**181,936**

III. Fund Summary

Fund Summary	Previous Years	FY 2022/23	FY 2023/24	FY 2024/25	FY 2025/26	FY 2026/27	Future	Total
125 CAPITAL RENEWAL & REPLACEMENT	99,600	-	-	-	-	-	-	99,600
302 PAY-AS-YOU-GO	32,436	-	-	-	-	-	-	32,436
305 SB QUALITY OF LIFE REST.TAX 1%	49,900	-	-	-	-	-	-	49,900
Total:	**181,936**	**-**	**-**	**-**	**-**	**-**	**-**	**181,936**

MIAMIBEACH

CITY OF MIAMI BEACH
FY 2023 - 2027 Capital Budget and 5-Year Capital Improvement Plan

I. General

NORTH BEACH YARD **GENERAL PUBLIC BUILDINGS**

Project Number:	22218
Department:	CAPITAL IMPROVEMENT PROGRAM
Location:	NORTH BEACH
Description:	Infrastructure Improvements for the West Lots being allocated for the North Beach Yard per executed agreement
Projected date range:	10/01/2017 to 12/31/2022

II. Cost Summary

Cost Summary	Previous Years	FY 2022/23	FY 2023/24	FY 2024/25	FY 2025/26	FY 2026/27	Future	Total
DESIGN AND ENGINEERING	59,263	-	-	-	-	-	-	59,263
Total:	**59,263**	**-**	**-**	**-**	**-**	**-**	**-**	**59,263**

III. Fund Summary

Fund Summary	Previous Years	FY 2022/23	FY 2023/24	FY 2024/25	FY 2025/26	FY 2026/27	Future	Total
307 NB QUAL OF LIFE RESORT TAX 1%	59,263	-	-	-	-	-	-	59,263
Total:	**59,263**	**-**	**-**	**-**	**-**	**-**	**-**	**59,263**

MIAMIBEACH

CITY OF MIAMI BEACH
FY 2023 - 2027 Capital Budget and 5-Year Capital Improvement Plan

I. General

NORTH SHORE BANDSHELL CANOPY **GENERAL PUBLIC BUILDINGS**

Project Number: 20627

Department: CAPITAL IMPROVEMENT PROGRAM

Location: NORTH BEACH

Description: The North Shore Bandshell is a City staple that is used to hold both public and private events such as movies in the park, concerts and performances throughout the year. Being an open air facility, events held at the site are subject to inclement weather which adversely affects the success of these events. This amendment would allow for funding for the City to purchase a tent to be utilized to cover the spectator area during events. Previously project 65600 handled by Parks, now handled by CIP.

Projected date range: 07/26/2017 to 12/31/2022

II. Cost Summary

Cost Summary	Previous Years	FY 2022/23	FY 2023/24	FY 2024/25	FY 2025/26	FY 2026/27	Future	Total
ARCHITECT AND ENGINEERING	83,050	-	-	-	-	-	-	83,050
CONSTRUCTION	552,801	-	-	-	-	-	-	552,801
CONSTRUCTION MANAGEMENT	26,831	-	-	-	-	-	-	26,831
DESIGN AND ENGINEERING	(4,527)	-	-	-	-	-	-	(4,527)
TRANSFER OUT	9,845	-	-	-	-	-	-	9,845
Total:	**668,000**	**-**	**-**	**-**	**-**	**-**	**-**	**668,000**

III. Fund Summary

Fund Summary	Previous Years	FY 2022/23	FY 2023/24	FY 2024/25	FY 2025/26	FY 2026/27	Future	Total
307 NB QUAL OF LIFE RESORT TAX 1%	668,000	-	-	-	-	-	-	668,000
Total:	**668,000**	**-**	**-**	**-**	**-**	**-**	**-**	**668,000**

MIAMIBEACH

CITY OF MIAMI BEACH
FY 2023 - 2027 Capital Budget and 5-Year Capital Improvement Plan

I. General

NORTH SHORE BANDSHELL REAR CANOPY **GENERAL PUBLIC BUILDINGS**

Project Number: 20421

Department: PROPERTY MANAGEMENT

Location: NORTH BEACH

Description: Providing canopy covering for the seating area that follows the radial geometry, at the rear of the amphitheater of the Bandshell Park. The canopy will be constructed of Steel piping frame structure with engineered canopy fabric with integrated flexible solar panels. The canopy shall include B.O.S. (battery, charge controller, wiring), USB phone charging consoles, LED RGB lighting instruments with wireless controls.

Projected date range: 10/01/2021 to 12/31/2022

II. Cost Summary

Cost Summary	Previous Years	FY 2022/23	FY 2023/24	FY 2024/25	FY 2025/26	FY 2026/27	Future	Total
CONSTRUCTION	270,000	-	-	-	-	-	-	270,000
PROFESSIONAL SERVICES	40,000	-	-	-	-	-	-	40,000
Total:	**310,000**	**-**	**-**	**-**	**-**	**-**	**-**	**310,000**

III. Fund Summary

Fund Summary	Previous Years	FY 2022/23	FY 2023/24	FY 2024/25	FY 2025/26	FY 2026/27	Future	Total
307 NB QUAL OF LIFE RESORT TAX 1%	310,000	-	-	-	-	-	-	310,000
Total:	**310,000**	**-**	**-**	**-**	**-**	**-**	**-**	**310,000**

MIAMIBEACH

CITY OF MIAMI BEACH
FY 2023 - 2027 Capital Budget and 5-Year Capital Improvement Plan

I. General

NORTH SHORE BANDSHELL REAR SEATING **GENERAL PUBLIC BUILDINGS**

Project Number:	20920
Department:	PARKS AND RECREATION
Location:	NORTH BEACH
Description:	Additional rear seating at the North Shore Bandshell.
Projected date range:	10/01/2019 to 12/31/2022

II. Cost Summary

Cost Summary	Previous Years	FY 2022/23	FY 2023/24	FY 2024/25	FY 2025/26	FY 2026/27	Future	Total
FURNITURE, FIXTURES, EQUIPMENT	80,770	-	-	-	-	-	-	80,770
OTHER SUPPLIES	107,230	-	-	-	-	-	-	107,230
Total:	**188,000**	**-**	**-**	**-**	**-**	**-**	**-**	**188,000**

III. Fund Summary

Fund Summary	Previous Years	FY 2022/23	FY 2023/24	FY 2024/25	FY 2025/26	FY 2026/27	Future	Total
307 NB QUAL OF LIFE RESORT TAX 1%	188,000	-	-	-	-	-	-	188,000
Total:	**188,000**	**-**	**-**	**-**	**-**	**-**	**-**	**188,000**

MIAMIBEACH

CITY OF MIAMI BEACH
FY 2023 - 2027 Capital Budget and 5-Year Capital Improvement Plan

I. General

NSPYC EXTERIOR CAFE AND RESTROOMS **GENERAL PUBLIC BUILDINGS**

Project Number: 28600

Department: CAPITAL IMPROVEMENT PROGRAM

Location: NORTH BEACH

Description: This project entails the construction of restroom facilities for general park users within proximity to the fields. Currently, tennis center restrooms are being used for this purpose which disturbs tennis operations and level of service. Similar to the Flamingo Park Tennis Center there are restrooms designated for tennis users only. The project includes a new facility / ADA compliance, LED lighting, new landscape and a new viewing to the tennis courts. (formerly known as North Shore Park Restrooms)

Projected date range: 10/01/2015 to 12/31/2025

II. Cost Summary

Cost Summary	Previous Years	FY 2022/23	FY 2023/24	FY 2024/25	FY 2025/26	FY 2026/27	Future	Total
ART IN PUBLIC PLACES	12,375	-	-	-	-	-	-	12,375
CAPITAL MISCELLANEOUS	12,125	-	-	-	-	-	-	12,125
CONSTRUCTION	683,960	-	-	-	-	-	-	683,960
CONSTRUCTION MANAGEMENT	60,772	-	-	-	-	-	-	60,772
CONTINGENCY	38,988	-	-	-	-	-	-	38,988
CONTRACTED SERVICES REPAIR	400,000	-	-	-	-	-	-	400,000
DESIGN AND ENGINEERING	192,780	-	-	-	-	-	-	192,780
RENOVATION	-	-	-	312,000	-	-	-	312,000
Total:	**1,401,000**	**-**	**-**	**312,000**	**-**	**-**	**-**	**1,713,000**

III. Fund Summary

Fund Summary	Previous Years	FY 2022/23	FY 2023/24	FY 2024/25	FY 2025/26	FY 2026/27	Future	Total
302 PAY-AS-YOU-GO	400,000	-	-	312,000	-	-	-	712,000
307 NB QUAL OF LIFE RESORT TAX 1%	1,001,000	-	-	-	-	-	-	1,001,000
Total:	**1,401,000**	**-**	**-**	**312,000**	**-**	**-**	**-**	**1,713,000**

MIAMIBEACH

CITY OF MIAMI BEACH
FY 2023 - 2027 Capital Budget and 5-Year Capital Improvement Plan

I. General

OUTDOOR TRAINING FACILITY (FIRE) **GENERAL PUBLIC BUILDINGS**

Project Number:	62919
Department:	FIRE RESCUE
Location:	MIDDLE BEACH
Description:	New outdoor training facility to enhance the combat readiness of firefighters.
Projected date range:	10/01/2018 to 09/30/2025

II. Cost Summary

Cost Summary	Previous Years	FY 2022/23	FY 2023/24	FY 2024/25	FY 2025/26	FY 2026/27	Future	Total
FUTURE	-	-	-	-	-	-	200,000	200,000
Total:	**-**	**-**	**-**	**-**	**-**	**-**	**200,000**	**200,000**

III. Fund Summary

Fund Summary	Previous Years	FY 2022/23	FY 2023/24	FY 2024/25	FY 2025/26	FY 2026/27	Future	Total
FUTURE	-	-	-	-	-	-	200,000	200,000
Total:	**-**	**-**	**-**	**-**	**-**	**-**	**200,000**	**200,000**

MIAMIBEACH

CITY OF MIAMI BEACH
FY 2023 - 2027 Capital Budget and 5-Year Capital Improvement Plan

I. General

POLICE HQ FACILITY **GENERAL PUBLIC BUILDINGS**

Project Number: 20128

Department: PROPERTY MANAGEMENT

Location: SOUTH BEACH

Description: Renovate Police Headquarter facilities by upgrading fire alarm, sprinkler and HVAC systems and installing building generators; improve police officer training and certification programs with the installation of a new practice shooting range.

Projected date range: 10/01/2027 to 09/30/2028

II. Cost Summary

Cost Summary	Previous Years	FY 2022/23	FY 2023/24	FY 2024/25	FY 2025/26	FY 2026/27	Future	Total
FUTURE	-	-	-	-	-	-	3,000,000	3,000,000
Total:	**-**	**-**	**-**	**-**	**-**	**-**	**3,000,000**	**3,000,000**

III. Fund Summary

Fund Summary	Previous Years	FY 2022/23	FY 2023/24	FY 2024/25	FY 2025/26	FY 2026/27	Future	Total
FUTURE	-	-	-	-	-	-	3,000,000	3,000,000
Total:	**-**	**-**	**-**	**-**	**-**	**-**	**3,000,000**	**3,000,000**

MIAMIBEACH

CITY OF MIAMI BEACH
FY 2023 - 2027 Capital Budget and 5-Year Capital Improvement Plan

I. General

PUBLIC WORKS FACILITY-PUMP STATION **GENERAL PUBLIC BUILDINGS**

Project Number:	22720
Department:	PROPERTY MANAGEMENT
Location:	MIDDLE BEACH
Description:	Current pump station building is not being used and plans have already been formulated for this renovation.
Projected date range:	10/01/2026 to 12/31/2027

II. Cost Summary

Cost Summary	Previous Years	FY 2022/23	FY 2023/24	FY 2024/25	FY 2025/26	FY 2026/27	Future	Total
FUTURE	-	-	-	-	-	-	5,290,000	5,290,000
Total:	**-**	**-**	**-**	**-**	**-**	**-**	**5,290,000**	**5,290,000**

III. Fund Summary

Fund Summary	Previous Years	FY 2022/23	FY 2023/24	FY 2024/25	FY 2025/26	FY 2026/27	Future	Total
FUTURE	-	-	-	-	-	-	5,290,000	5,290,000
Total:	**-**	**-**	**-**	**-**	**-**	**-**	**5,290,000**	**5,290,000**

MIAMIBEACH

CITY OF MIAMI BEACH
FY 2023 - 2027 Capital Budget and 5-Year Capital Improvement Plan

I. General

REAL TIME CRIME CENTER BUILDOUT **GENERAL PUBLIC BUILDINGS**

Project Number: 21721

Department: PROPERTY MANAGEMENT

Location: SOUTH BEACH

Description: To fully leverage the existing and new security cameras and license plate readers (LPR's) that are being installed in the Art Deco Cultural District (ADCD) and throughout the City, the Police Department highly recommended the creation of a Real-Time Crime Center (RTCC), which would be a centralized center at the Police Department's headquarters that could properly display feeds and information from security cameras and LPR's in real time. This would help leverage and focus existing staffing and resources, as well as help the investigations division analyze and learn more from post incident events.

While the Police Department continues to work with the Property Management Department to identify a potential location at the Police headquarters building for the RTCC, which is critical due to the needed network infrastructure and ready access for Police command staff and other units, the hardware and furniture, fixtures, and equipment (FFE) needed to create the RTCC is currently unbudgeted and estimated at $1.5 million and would likely need to be funded from General Fund reserves. Once a suitable location is identified, the Police Department will move forward with the buildout and implementation.

Until the full RTCC is built, the Police Department proposes the implementation of two measures to achieve immediate results. One being the enhancement of the current monitoring locations by acquiring specialized technology.

Projected date range: 07/01/2021 to 9/30/2023

II. Cost Summary

Cost Summary	Previous Years	FY 2022/23	FY 2023/24	FY 2024/25	FY 2025/26	FY 2026/27	Future	Total
CONSTRUCTION	1,500,000	-	-	-	-	-	-	1,500,000
Total:	**1,500,000**	**-**	**-**	**-**	**-**	**-**	**-**	**1,500,000**

III. Fund Summary

Fund Summary	Previous Years	FY 2022/23	FY 2023/24	FY 2024/25	FY 2025/26	FY 2026/27	Future	Total
302 PAY-AS-YOU-GO	1,500,000	-	-	-	-	-	-	1,500,000
Total:	**1,500,000**	**-**	**-**	**-**	**-**	**-**	**-**	**1,500,000**

MIAMIBEACH

CITY OF MIAMI BEACH
FY 2023 - 2027 Capital Budget and 5-Year Capital Improvement Plan

I. General

SCOTT RAKOW ICE RINK PERIMTR. BOARD **GENERAL PUBLIC BUILDINGS**

Project Number:	62723
Department:	PARKS AND RECREATION
Location:	SOUTH BEACH
Description:	This project entails replacing the ice rink perimeter boards and foundations in the ice rink.
Projected date range:	10/01/2022 to 12/31/2025

II. Cost Summary

Cost Summary	Previous Years	FY 2022/23	FY 2023/24	FY 2024/25	FY 2025/26	FY 2026/27	Future	Total
CONSTRUCTION	-	-	-	354,000	-	-	-	354,000
FUTURE	-	-	-	-	-	-	296,000	296,000
Total:	**-**	**-**	**-**	**354,000**	**-**	**-**	**296,000**	**650,000**

III. Fund Summary

Fund Summary	Previous Years	FY 2022/23	FY 2023/24	FY 2024/25	FY 2025/26	FY 2026/27	Future	Total
302 PAY-AS-YOU-GO	-	-	-	354,000	-	-	-	354,000
FUTURE	-	-	-	-	-	-	296,000	296,000
Total:	**-**	**-**	**-**	**354,000**	**-**	**-**	**296,000**	**650,000**

MIAMIBEACH

CITY OF MIAMI BEACH
FY 2023 - 2027 Capital Budget and 5-Year Capital Improvement Plan

I. General

SECOND FL. RENOVATION-BUILDING DEPT **GENERAL PUBLIC BUILDINGS**

Project Number: 26990

Department: BUILDING

Location: SOUTH BEACH

Description: The Building Department is recommending modifying the scope of project “2nd Floor Renovations” to include renovations to their satellite offices. This modification will improve the efficiency of the operations of the Building Department within City Hall and improve customer experience as it will also allow for residents and business owners in the north end of the City to more easily access Building Department services closer to their homes or businesses.

Projected date range: 10/01/2015 to 12/31/2022

II. Cost Summary

Cost Summary	Previous Years	FY 2022/23	FY 2023/24	FY 2024/25	FY 2025/26	FY 2026/27	Future	Total
ART IN PUBLIC PLACES	17,500	-	-	-	-	-	-	17,500
CONSTRUCTION	1,556,085	-	-	-	-	-	-	1,556,085
EQUIPMENT	11,000	-	-	-	-	-	-	11,000
FURNITURE, FIXTURES, EQUIPMENT	258,361	-	-	-	-	-	-	258,361
INTERNAL CHARGEBACK	22,694	-	-	-	-	-	-	22,694
OIG FUNDING	3,605	-	-	-	-	-	-	3,605
PROGRAM MANAGEMENT	653	-	-	-	-	-	-	653
Total:	**1,869,898**	**-**	**-**	**-**	**-**	**-**	**-**	**1,869,898**

III. Fund Summary

Fund Summary	Previous Years	FY 2022/23	FY 2023/24	FY 2024/25	FY 2025/26	FY 2026/27	Future	Total
301 CAP. PROJ. NOT FINANCED BY BON	629,898	-	-	-	-	-	-	629,898
410 BUILDING CAPITAL FUND	1,240,000	-	-	-	-	-	-	1,240,000
Total:	**1,869,898**	**-**	**-**	**-**	**-**	**-**	**-**	**1,869,898**

MIAMIBEACH

CITY OF MIAMI BEACH
FY 2023 - 2027 Capital Budget and 5-Year Capital Improvement Plan

I. General

SHANE ROWING CENTER ROOF REPLACEMENT **GENERAL PUBLIC BUILDINGS**

Project Number:	65622
Department:	PROPERTY MANAGEMENT
Location:	NORTH BEACH
Description:	Project intend to replace roof of the center.
Projected date range:	10/01/2021 to 12/31/2022

II. Cost Summary

Cost Summary	Previous Years	FY 2022/23	FY 2023/24	FY 2024/25	FY 2025/26	FY 2026/27	Future	Total
CAPITAL MISCELLANEOUS	300	-	-	-	-	-	-	300
CONSTRUCTION	95,700	-	-	-	-	-	-	95,700
Total:	**96,000**	**-**	**-**	**-**	**-**	**-**	**-**	**96,000**

III. Fund Summary

Fund Summary	Previous Years	FY 2022/23	FY 2023/24	FY 2024/25	FY 2025/26	FY 2026/27	Future	Total
302 PAY-AS-YOU-GO	96,000	-	-	-	-	-	-	96,000
Total:	**96,000**	**-**	**-**	**-**	**-**	**-**	**-**	**96,000**

MIAMIBEACH

CITY OF MIAMI BEACH
FY 2023 - 2027 Capital Budget and 5-Year Capital Improvement Plan

I. General

SOUTH POINTE PARK RESTROOMS RENO. **GENERAL PUBLIC BUILDINGS**

Project Number: 66021

Department: PROPERTY MANAGEMENT

Location: SOUTH BEACH

Description: This project is to renovate of existing Men and Women's Restroom located at South Pointe Park Pavilion. These restrooms are currently out of service due to major plumbing leaks discovered within the walls. These restrooms have been closed and will remain inoperable until the necessary repair work is conducted. A complete renovation, to include permitted Construction Documents, is needed to bring these restrooms back into service. Savings have been identified in the projects below in order to restore the restrooms this year.

Projected date range: 08/01/2021 to 12/31/2022

II. Cost Summary

Cost Summary	Previous Years	FY 2022/23	FY 2023/24	FY 2024/25	FY 2025/26	FY 2026/27	Future	Total
CONSTRUCTION	86,000	-	-	-	-	-	-	86,000
Total:	**86,000**	**-**	**-**	**-**	**-**	**-**	**-**	**86,000**

III. Fund Summary

Fund Summary	Previous Years	FY 2022/23	FY 2023/24	FY 2024/25	FY 2025/26	FY 2026/27	Future	Total
302 PAY-AS-YOU-GO	66,000	-	-	-	-	-	-	66,000
305 SB QUALITY OF LIFE REST.TAX 1%	20,000	-	-	-	-	-	-	20,000
Total:	**86,000**	**-**	**-**	**-**	**-**	**-**	**-**	**86,000**

MIAMIBEACH

CITY OF MIAMI BEACH
FY 2023 - 2027 Capital Budget and 5-Year Capital Improvement Plan

I. General

SUNSET ISLANDS 1&2 GUARDHOUSE **GENERAL PUBLIC BUILDINGS**

Project Number:	24530
Department:	CAPITAL IMPROVEMENT PROGRAM
Location:	MIDDLE BEACH
Description:	Renovation of the existing guardhouse consisting of roof, doors, windows, electrical, mechanical. plumbing, finishes and building facades, construction of a new guardhouse at the center median on W. 29 Street, installation of gate arms, traffic loops, landscaping, irrigation, hardscape improvements, pavement marking, and signage within the 29 Right-of-Way.
Projected date range:	10/01/2015 to 12/31/2022

II. Cost Summary

Cost Summary	Previous Years	FY 2022/23	FY 2023/24	FY 2024/25	FY 2025/26	FY 2026/27	Future	Total
CONSTRUCTION	587,225	-	-	-	-	-	-	587,225
CONSTRUCTION MANAGEMENT	10,000	-	-	-	-	-	-	10,000
DESIGN AND ENGINEERING	71,000	-	-	-	-	-	-	71,000
Total:	**668,225**	**-**	**-**	**-**	**-**	**-**	**-**	**668,225**

III. Fund Summary

Fund Summary	Previous Years	FY 2022/23	FY 2023/24	FY 2024/25	FY 2025/26	FY 2026/27	Future	Total
301 CAP. PROJ. NOT FINANCED BY BON	468,225	-	-	-	-	-	-	468,225
302 PAY-AS-YOU-GO	200,000	-	-	-	-	-	-	200,000
Total:	**668,225**	**-**	**-**	**-**	**-**	**-**	**-**	**668,225**

MIAMIBEACH

CITY OF MIAMI BEACH
FY 2023 - 2027 Capital Budget and 5-Year Capital Improvement Plan

I. General

BAYSHORE PARK (PAR 3) **GOLF COURSES**

Project Number: 26270

Department: CAPITAL IMPROVEMENT PROGRAM

Location: MIDDLE BEACH

Description: Develop the 19.4 acre former Par 3 Golf Course located at 2300 Pine Tree Drive, Miami Beach FL as a natural passive public park. Proposed elements may include a central lake; open meadow and informal playing fields; landforms; unlit tennis courts (6) with a tennis building that includes office, storage, and restrooms; children's playground; dog park; boardwalks and pathways; security lighting along the walkways; vita course and fitness center; landscaping with irrigation; and parking with approximately 75 cars. This project is also funded by GOB under project # 26319.

Projected date range: 10/01/2015 to 09/30/2024

II. Cost Summary

Cost Summary	Previous Years	FY 2022/23	FY 2023/24	FY 2024/25	FY 2025/26	FY 2026/27	Future	Total
CONSTRUCTION	8,435,502	-	-	-	-	-	-	8,435,502
CONSTRUCTION MANAGEMENT	300,222	-	-	-	-	-	-	300,222
DESIGN AND ENGINEERING	2,023,298	-	-	-	-	-	-	2,023,298
EQUIPMENT	50,000	-	-	-	-	-	-	50,000
TRANSFER OUT	51,168	-	-	-	-	-	-	51,168
Total:	**10,860,190**	**-**	**-**	**-**	**-**	**-**	**-**	**10,860,190**

III. Fund Summary

Fund Summary	Previous Years	FY 2022/23	FY 2023/24	FY 2024/25	FY 2025/26	FY 2026/27	Future	Total
112 RESILIENCY	3,500,000	-	-	-	-	-	-	3,500,000
301 CAP. PROJ. NOT FINANCED BY BON	412,100	-	-	-	-	-	-	412,100
306 MB QUALITY OF LIFE RESO.TX 1%	2,390,000	-	-	-	-	-	-	2,390,000
388 MDC CDT INTERLOCAL-CDT/RTX	4,558,090	-	-	-	-	-	-	4,558,090
Total:	**10,860,190**	**-**	**-**	**-**	**-**	**-**	**-**	**10,860,190**

MIAMIBEACH

CITY OF MIAMI BEACH
FY 2023 - 2027 Capital Budget and 5-Year Capital Improvement Plan

I. General

MB GOLF CLUB DRIVING RANGE NETTING **GOLF COURSES**

Project Number:	61822
Department:	PARKS AND RECREATION
Location:	MIDDLE BEACH
Description:	This project entails the replacement of the current driving range netting at the Miami Beach Golf Club.
Projected date range:	10/01/2021 to 12/31/2022

II. Cost Summary

Cost Summary	Previous Years	FY 2022/23	FY 2023/24	FY 2024/25	FY 2025/26	FY 2026/27	Future	Total
CONTRACTED SERVICES REPAIR	114,000	-	-	-	-	-	-	114,000
Total:	**114,000**	**-**	**-**	**-**	**-**	**-**	**-**	**114,000**

III. Fund Summary

Fund Summary	Previous Years	FY 2022/23	FY 2023/24	FY 2024/25	FY 2025/26	FY 2026/27	Future	Total
306 MB QUALITY OF LIFE RESO.TX 1%	114,000	-	-	-	-	-	-	114,000
Total:	**114,000**	**-**	**-**	**-**	**-**	**-**	**-**	**114,000**

MIAMIBEACH

CITY OF MIAMI BEACH
FY 2023 - 2027 Capital Budget and 5-Year Capital Improvement Plan

I. General

MB GOLF CLUB KITCHEN FLOOR REPLACMT **GOLF COURSES**

Project Number:	62023
Department:	PARKS LANDSCAPE MANAGEMENT
Location:	MIDDLE BEACH
Description:	This project entails the replacement of the kitchen floor at the Miami Beach Golf Club.
Projected date range:	10/01/2022 to 12/31/2022

II. Cost Summary

Cost Summary	Previous Years	FY 2022/23	FY 2023/24	FY 2024/25	FY 2025/26	FY 2026/27	Future	Total
CONTRACTED SERVICES REPAIR	43,000	-	-	-	-	-	-	43,000
Total:	**43,000**	**-**	**-**	**-**	**-**	**-**	**-**	**43,000**

III. Fund Summary

Fund Summary	Previous Years	FY 2022/23	FY 2023/24	FY 2024/25	FY 2025/26	FY 2026/27	Future	Total
306 MB QUALITY OF LIFE RESO.TX 1%	43,000	-	-	-	-	-	-	43,000
Total:	**43,000**	**-**	**-**	**-**	**-**	**-**	**-**	**43,000**

MIAMIBEACH

CITY OF MIAMI BEACH
FY 2023 - 2027 Capital Budget and 5-Year Capital Improvement Plan

I. General

MB GOLF CLUB REEL GRINDERS REPLACMT **GOLF COURSES**

Project Number: 63622

Department: PARKS AND RECREATION

Location: MIDDLE BEACH

Description: This project entails the replacement of the current reel grinders at the Miami Beach Golf Club, which have been in use since the re-opening of the club in 2002. The current grinders have reached their useful life and are due for replacement. Reel grinders are used to sharpen the blades on the mowing equipment to ensure the highest quality of cut to the turf for premium playing conditions.

Projected date range: 10/01/2021 to 12/31/2023

II. Cost Summary

Cost Summary	Previous Years	FY 2022/23	FY 2023/24	FY 2024/25	FY 2025/26	FY 2026/27	Future	Total
CONTRACTED SERVICES REPAIR	71,000	-	-	-	-	-	-	71,000
Total:	**71,000**	**-**	**-**	**-**	**-**	**-**	**-**	**71,000**

III. Fund Summary

Fund Summary	Previous Years	FY 2022/23	FY 2023/24	FY 2024/25	FY 2025/26	FY 2026/27	Future	Total
306 MB QUALITY OF LIFE RESO.TX 1%	71,000	-	-	-	-	-	-	71,000
Total:	**71,000**	**-**	**-**	**-**	**-**	**-**	**-**	**71,000**

MIAMIBEACH

CITY OF MIAMI BEACH
FY 2023 - 2027 Capital Budget and 5-Year Capital Improvement Plan

I. General

MB GOLF CLUBHOUSE CARPET REPLACEMNT **GOLF COURSES**

Project Number:	60824
Department:	PARKS LANDSCAPE MANAGEMENT
Location:	MIDDLE BEACH
Description:	This project entails the carpet replacement at the Miami Beach Golf Club House.
Projected date range:	10/01/2023 to 12/31/2025

II. Cost Summary

Cost Summary	Previous Years	FY 2022/23	FY 2023/24	FY 2024/25	FY 2025/26	FY 2026/27	Future	Total
CONTRACTED SERVICES REPAIR	-	-	-	42,000	-	-	-	42,000
Total:	**-**	**-**	**-**	**42,000**	**-**	**-**	**-**	**42,000**

III. Fund Summary

Fund Summary	Previous Years	FY 2022/23	FY 2023/24	FY 2024/25	FY 2025/26	FY 2026/27	Future	Total
306 MB QUALITY OF LIFE RESO.TX 1%	-	-	-	42,000	-	-	-	42,000
Total:	**-**	**-**	**-**	**42,000**	**-**	**-**	**-**	**42,000**

MIAMIBEACH

CITY OF MIAMI BEACH
FY 2023 - 2027 Capital Budget and 5-Year Capital Improvement Plan

I. General

MB GOLF CLUBHOUSE PAINTING **GOLF COURSES**

Project Number:	61922
Department:	PARKS AND RECREATION
Location:	MIDDLE BEACH
Description:	This project entails the exterior and interior painting of the Miami Beach Golf Club club house and cart barn.
Projected date range:	10/01/2021 to 12/31/2024

II. Cost Summary

Cost Summary	Previous Years	FY 2022/23	FY 2023/24	FY 2024/25	FY 2025/26	FY 2026/27	Future	Total
CONTRACTED SERVICES REPAIR	-	-	70,000	-	-	-	-	70,000
Total:	**-**	**-**	**70,000**	**-**	**-**	**-**	**-**	**70,000**

III. Fund Summary

Fund Summary	Previous Years	FY 2022/23	FY 2023/24	FY 2024/25	FY 2025/26	FY 2026/27	Future	Total
306 MB QUALITY OF LIFE RESO.TX 1%	-	-	70,000	-	-	-	-	70,000
Total:	**-**	**-**	**70,000**	**-**	**-**	**-**	**-**	**70,000**

MIAMIBEACH

CITY OF MIAMI BEACH
FY 2023 - 2027 Capital Budget and 5-Year Capital Improvement Plan

I. General

MB GOLF COURSE IRRIGATION PUMP **GOLF COURSES**

Project Number:	21420
Department:	PARKS AND RECREATION
Location:	MIDDLE BEACH
Description:	Renovation of the Pump house renovation.
Projected date range:	10/01/2019 to 12/31/2022

II. Cost Summary

Cost Summary	Previous Years	FY 2022/23	FY 2023/24	FY 2024/25	FY 2025/26	FY 2026/27	Future	Total
CONSTRUCTION	100,000	-	-	-	-	-	-	100,000
Total:	**100,000**	**-**	**-**	**-**	**-**	**-**	**-**	**100,000**

III. Fund Summary

Fund Summary	Previous Years	FY 2022/23	FY 2023/24	FY 2024/25	FY 2025/26	FY 2026/27	Future	Total
306 MB QUALITY OF LIFE RESO.TX 1%	100,000	-	-	-	-	-	-	100,000
Total:	**100,000**	**-**	**-**	**-**	**-**	**-**	**-**	**100,000**

MIAMIBEACH

CITY OF MIAMI BEACH
FY 2023 - 2027 Capital Budget and 5-Year Capital Improvement Plan

I. General

MIAMI B. GOLF COURSE PRACTICE TEE **GOLF COURSES**

Project Number: 20108

Department: PARKS AND RECREATION

Location: MIDDLE BEACH

Description: This project entails renovating the practice tees on the public and instructional side of the golf course practice facility, enlarging both by 15% and adding a brick paver walkway and border around the existing concrete slab that contains the artificial turf. Funding for this project has been requested for the past couple of years and it has now become an urgent need.

Projected date range: 10/01/2018 to 12/31/2022

II. Cost Summary

Cost Summary	Previous Years	FY 2022/23	FY 2023/24	FY 2024/25	FY 2025/26	FY 2026/27	Future	Total
CAPITAL MISCELLANEOUS	1,000	-	-	-	-	-	-	1,000
CONSTRUCTION	112,000	-	-	-	-	-	-	112,000
DESIGN AND ENGINEERING	11,000	-	-	-	-	-	-	11,000
Total:	**124,000**	**-**	**-**	**-**	**-**	**-**	**-**	**124,000**

III. Fund Summary

Fund Summary	Previous Years	FY 2022/23	FY 2023/24	FY 2024/25	FY 2025/26	FY 2026/27	Future	Total
306 MB QUALITY OF LIFE RESO.TX 1%	124,000	-	-	-	-	-	-	124,000
Total:	**124,000**	**-**	**-**	**-**	**-**	**-**	**-**	**124,000**

MIAMIBEACH

CITY OF MIAMI BEACH
FY 2023 - 2027 Capital Budget and 5-Year Capital Improvement Plan

I. General

MIAMI BEACH GOLF CLUB HOLE # 3 LAKE **GOLF COURSES**

Project Number: 61224

Department: PARKS AND RECREATION

Location: MIDDLE BEACH

Description: This project is for the lake erosion repair at hole # 3 at Miami Beach Golf Club. the lake bank at the green on hole #3 is collapsing into the lake at a rapid pace. The soil needs to be reinforced to ensure the green won't collapse into the lake.

Projected date range: 10/01/2023 to 09/30/2024

II. Cost Summary

Cost Summary	Previous Years	FY 2022/23	FY 2023/24	FY 2024/25	FY 2025/26	FY 2026/27	Future	Total
CONSTRUCTION	-	-	60,000	-	-	-	-	60,000
Total:	**-**	**-**	**60,000**	**-**	**-**	**-**	**-**	**60,000**

III. Fund Summary

Fund Summary	Previous Years	FY 2022/23	FY 2023/24	FY 2024/25	FY 2025/26	FY 2026/27	Future	Total
306 MB QUALITY OF LIFE RESO.TX 1%	-	-	60,000	-	-	-	-	60,000
Total:	**-**	**-**	**60,000**	**-**	**-**	**-**	**-**	**60,000**

MIAMIBEACH

CITY OF MIAMI BEACH
FY 2023 - 2027 Capital Budget and 5-Year Capital Improvement Plan

I. General

MIAMI BEACH GOLF CLUB PATIO AWNING **GOLF COURSES**

Project Number: 60725

Department: PARKS AND RECREATION

Location: MIDDLE BEACH

Description: This project is for the purchase and installation of a patio awning at the Miami Beach Golf Club. The awning will allow for better coverage for guests to enjoy dining outdoors.

Projected date range: 10/01/2024 to 09/30/2025

II. Cost Summary

Cost Summary	Previous Years	FY 2022/23	FY 2023/24	FY 2024/25	FY 2025/26	FY 2026/27	Future	Total
CONSTRUCTION	-	-	-	120,000	-	-	-	120,000
Total:	**-**	**-**	**-**	**120,000**	**-**	**-**	**-**	**120,000**

III. Fund Summary

Fund Summary	Previous Years	FY 2022/23	FY 2023/24	FY 2024/25	FY 2025/26	FY 2026/27	Future	Total
306 MB QUALITY OF LIFE RESO.TX 1%	-	-	-	120,000	-	-	-	120,000
Total:	**-**	**-**	**-**	**120,000**	**-**	**-**	**-**	**120,000**

MIAMIBEACH

CITY OF MIAMI BEACH
FY 2023 - 2027 Capital Budget and 5-Year Capital Improvement Plan

I. General

MIAMI BEACH GOLF COURSE RENOVATION **GOLF COURSES**

Project Number:	20623
Department:	PARKS AND RECREATION
Location:	MIDDLE BEACH
Description:	Renovation of the Miami Beach Golf course
Projected date range:	10/01/2021 to 12/31/2027

II. Cost Summary

Cost Summary	Previous Years	FY 2022/23	FY 2023/24	FY 2024/25	FY 2025/26	FY 2026/27	Future	Total
FUTURE	-	-	-	-	-	-	6,000,000	6,000,000
Total:	**-**	**-**	**-**	**-**	**-**	**-**	**6,000,000**	**6,000,000**

III. Fund Summary

Fund Summary	Previous Years	FY 2022/23	FY 2023/24	FY 2024/25	FY 2025/26	FY 2026/27	Future	Total
FUTURE	-	-	-	-	-	-	6,000,000	6,000,000
Total:	**-**	**-**	**-**	**-**	**-**	**-**	**6,000,000**	**6,000,000**

MIAMIBEACH

CITY OF MIAMI BEACH
FY 2023 - 2027 Capital Budget and 5-Year Capital Improvement Plan

I. General

N. SHORES GOLF CLUB-CLUBHOUSE ROOF **GOLF COURSES**

Project Number:	60921
Department:	PROPERTY MANAGEMENT
Location:	NORTH BEACH
Description:	Project consist of the replacement of the Normandy Shores Golf course clubhouse roof
Projected date range:	10/01/2021 to 12/31/2023

II. Cost Summary

Cost Summary	Previous Years	FY 2022/23	FY 2023/24	FY 2024/25	FY 2025/26	FY 2026/27	Future	Total
CONTRACTED SERVICES REPAIR	-	184,000	-	-	-	-	-	184,000
Total:	**-**	**184,000**	**-**	**-**	**-**	**-**	**-**	**184,000**

III. Fund Summary

Fund Summary	Previous Years	FY 2022/23	FY 2023/24	FY 2024/25	FY 2025/26	FY 2026/27	Future	Total
307 NB QUAL OF LIFE RESORT TAX 1%	-	184,000	-	-	-	-	-	184,000
Total:	**-**	**184,000**	**-**	**-**	**-**	**-**	**-**	**184,000**

MIAMIBEACH

CITY OF MIAMI BEACH
FY 2023 - 2027 Capital Budget and 5-Year Capital Improvement Plan

I. General

NORMANDY SHORES GOLF CARPET REPL. **GOLF COURSES**

Project Number:	62122
Department:	PARKS LANDSCAPE MANAGEMENT
Location:	NORTH BEACH
Description:	This project entails the replacement of the current carpet at the Normandy Shores Golf Club House and the coverage of tiled area at the club house with carpet.
Projected date range:	10/01/2021 to 12/31/2022

II. Cost Summary

Cost Summary	Previous Years	FY 2022/23	FY 2023/24	FY 2024/25	FY 2025/26	FY 2026/27	Future	Total
CONTRACTED SERVICES REPAIR	40,000	-	-	-	-	-	-	40,000
Total:	**40,000**	**-**	**-**	**-**	**-**	**-**	**-**	**40,000**

III. Fund Summary

Fund Summary	Previous Years	FY 2022/23	FY 2023/24	FY 2024/25	FY 2025/26	FY 2026/27	Future	Total
158 CONCURRENCY MITIGATION FUND	40,000	-	-	-	-	-	-	40,000
Total:	**40,000**	**-**	**-**	**-**	**-**	**-**	**-**	**40,000**

MIAMIBEACH

CITY OF MIAMI BEACH
FY 2023 - 2027 Capital Budget and 5-Year Capital Improvement Plan

I. General

NORMANDY SHORES GOLF CLUB KITCH. FLOORS **GOLF COURSES**

Project Number:	67223
Department:	PARKS AND RECREATION
Location:	NORTH BEACH
Description:	This project is for the replacement of the Normandy Shores Golf Club Kitchen flooring.
Projected date range:	10/01/2022 to 09/30/2023

II. Cost Summary

Cost Summary	Previous Years	FY 2022/23	FY 2023/24	FY 2024/25	FY 2025/26	FY 2026/27	Future	Total
RENOVATION	-	27,000	-	-	-	-	-	27,000
Total:	**-**	**27,000**	**-**	**-**	**-**	**-**	**-**	**27,000**

III. Fund Summary

Fund Summary	Previous Years	FY 2022/23	FY 2023/24	FY 2024/25	FY 2025/26	FY 2026/27	Future	Total
381 2001 GULF BREEZE - NORM. GOLF	-	27,000	-	-	-	-	-	27,000
Total:	**-**	**27,000**	**-**	**-**	**-**	**-**	**-**	**27,000**

MIAMIBEACH

CITY OF MIAMI BEACH
FY 2023 - 2027 Capital Budget and 5-Year Capital Improvement Plan

I. General

NORMANDY SHORES GOLF CLUB PUMPS **GOLF COURSES**

Project Number:	68120
Department:	PARKS AND RECREATION
Location:	NORTH BEACH
Description:	Rehabilitation of the drainage injection wells and rebuilding or replacement of the drainage and irrigation pumps
Projected date range:	10/01/2022 to 12/31/2024

II. Cost Summary

Cost Summary	Previous Years	FY 2022/23	FY 2023/24	FY 2024/25	FY 2025/26	FY 2026/27	Future	Total
FUTURE	-	-	-	-	-	-	196,000	196,000
Total:	**-**	**-**	**-**	**-**	**-**	**-**	**196,000**	**196,000**

III. Fund Summary

Fund Summary	Previous Years	FY 2022/23	FY 2023/24	FY 2024/25	FY 2025/26	FY 2026/27	Future	Total
FUTURE	-	-	-	-	-	-	196,000	196,000
Total:	**-**	**-**	**-**	**-**	**-**	**-**	**196,000**	**196,000**

MIAMIBEACH

CITY OF MIAMI BEACH
FY 2023 - 2027 Capital Budget and 5-Year Capital Improvement Plan

I. General

NORMANDY SHORES GOLF CLUB RANGE TEE **GOLF COURSES**

Project Number: 68627

Department: PARKS AND RECREATION

Location: NORTH BEACH

Description: This project is for the purchase and installation of a shade structure of the Normandy Shores Golf Club range tee. Installing a shade structure over the range tee at Normandy Shores Golf Club will provide shade and lighting to encourage more use of the facility.

Projected date range: 10/01/2027 to 09/30/2028

II. Cost Summary

Cost Summary	Previous Years	FY 2022/23	FY 2023/24	FY 2024/25	FY 2025/26	FY 2026/27	Future	Total
FUTURE	-	-	-	-	-	-	120,000	120,000
Total:	**-**	**-**	**-**	**-**	**-**	**-**	**120,000**	**120,000**

III. Fund Summary

Fund Summary	Previous Years	FY 2022/23	FY 2023/24	FY 2024/25	FY 2025/26	FY 2026/27	Future	Total
FUTURE	-	-	-	-	-	-	120,000	120,000
Total:	**-**	**-**	**-**	**-**	**-**	**-**	**120,000**	**120,000**

MIAMIBEACH

CITY OF MIAMI BEACH
FY 2023 - 2027 Capital Budget and 5-Year Capital Improvement Plan

I. General

NORMANDY SHORES GOLF CLUB TEE RENO. **GOLF COURSES**

Project Number:	60325
Department:	PARKS LANDSCAPE MANAGEMENT
Location:	NORTH BEACH
Description:	This project entails the renovation of the tees at Normandy Shores Golf Club.
Projected date range:	10/01/2021 to 12/31/2022

II. Cost Summary

Cost Summary	Previous Years	FY 2022/23	FY 2023/24	FY 2024/25	FY 2025/26	FY 2026/27	Future	Total
CONTRACTED SERVICES REPAIR	125,000	-	-	-	-	-	-	125,000
Total:	**125,000**	**-**	**-**	**-**	**-**	**-**	**-**	**125,000**

III. Fund Summary

Fund Summary	Previous Years	FY 2022/23	FY 2023/24	FY 2024/25	FY 2025/26	FY 2026/27	Future	Total
158 CONCURRENCY MITIGATION FUND	125,000	-	-	-	-	-	-	125,000
Total:	**125,000**	**-**	**-**	**-**	**-**	**-**	**-**	**125,000**

MIAMIBEACH

MIAMIBEACH

CITY OF MIAMI BEACH
FY 2023 - 2027 Capital Budget and 5-Year Capital Improvement Plan

I. General

ALTON ROAD FOUNTAIN AT 20TH STREET **MONUMENTS**

Project Number: 20001

Department: PROPERTY MANAGEMENT

Location: SOUTH BEACH

Description: The project includes the structural repairs and necessary reinforcements of the structural components of the monument (beams, columns and perimeter walls). The structural supporting concrete beams of the obelisk are located in the former pump room, these beams in the pump room are delaminating due to the severe spalling. Underneath the pump room, there's another room which is currently buried, this lower room's beams, columns and perimeter walls, are part of the monument's structure and their condition will be evaluated for possible damages. Attached to the west side of the original building

Projected date range: 10/01/2017 to 12/31/2022

II. Cost Summary

Cost Summary	Previous Years	FY 2022/23	FY 2023/24	FY 2024/25	FY 2025/26	FY 2026/27	Future	Total
CAPITAL MISCELLANEOUS	2,200	-	-	-	-	-	-	2,200
CONSTRUCTION	271,527	-	-	-	-	-	-	271,527
CONTRACTED SERVICES REPAIR	123	-	-	-	-	-	-	123
DESIGN AND ENGINEERING	59,850	-	-	-	-	-	-	59,850
Total:	**333,700**	**-**	**-**	**-**	**-**	**-**	**-**	**333,700**

III. Fund Summary

Fund Summary	Previous Years	FY 2022/23	FY 2023/24	FY 2024/25	FY 2025/26	FY 2026/27	Future	Total
125 CAPITAL RENEWAL & REPLACEMENT	30,150	-	-	-	-	-	-	30,150
301 CAP. PROJ. NOT FINANCED BY BON	24,550	-	-	-	-	-	-	24,550
305 SB QUALITY OF LIFE REST.TAX 1%	279,000	-	-	-	-	-	-	279,000
Total:	**333,700**	**-**	**-**	**-**	**-**	**-**	**-**	**333,700**

MIAMIBEACH

CITY OF MIAMI BEACH
FY 2023 - 2027 Capital Budget and 5-Year Capital Improvement Plan

I. General

FLAGLER MONUMENT SOLAR ILLUMINATION **MONUMENTS**

Project Number:	24630
Department:	PROPERTY MANAGEMENT
Location:	SOUTH BEACH
Description:	Implementation of a project to illuminate the Flagler Monument utilizing electricity generated by solar photo voltaic panels.
Projected date range:	10/01/2015 to 12/31/2022

II. Cost Summary

Cost Summary	Previous Years	FY 2022/23	FY 2023/24	FY 2024/25	FY 2025/26	FY 2026/27	Future	Total
CONSTRUCTION	289,000	-	-	-	-	-	-	289,000
Total:	**289,000**	**-**	**-**	**-**	**-**	**-**	**-**	**289,000**

III. Fund Summary

Fund Summary	Previous Years	FY 2022/23	FY 2023/24	FY 2024/25	FY 2025/26	FY 2026/27	Future	Total
301 CAP. PROJ. NOT FINANCED BY BON	89,000	-	-	-	-	-	-	89,000
302 PAY-AS-YOU-GO	200,000	-	-	-	-	-	-	200,000
Total:	**289,000**	**-**	**-**	**-**	**-**	**-**	**-**	**289,000**

MIAMIBEACH

CITY OF MIAMI BEACH
FY 2023 - 2027 Capital Budget and 5-Year Capital Improvement Plan

I. General

MBPD CUBAN MONUMENT RESTORATION **MONUMENTS**

Project Number:	64421
Department:	PROPERTY MANAGEMENT
Location:	SOUTH BEACH
Description:	This project is to replace the existing structure that is severely corroded and whose structural integrity has been severely compromised.
Projected date range:	10/01/2020 to 12/31/2022

II. Cost Summary

Cost Summary	Previous Years	FY 2022/23	FY 2023/24	FY 2024/25	FY 2025/26	FY 2026/27	Future	Total
CONTRACTED SERVICES REPAIR	26,545	-	-	-	-	-	-	26,545
Total:	**26,545**	**-**	**-**	**-**	**-**	**-**	**-**	**26,545**

III. Fund Summary

Fund Summary	Previous Years	FY 2022/23	FY 2023/24	FY 2024/25	FY 2025/26	FY 2026/27	Future	Total
305 SB QUALITY OF LIFE REST.TAX 1%	26,545	-	-	-	-	-	-	26,545
Total:	**26,545**	**-**	**-**	**-**	**-**	**-**	**-**	**26,545**

MIAMIBEACH

CITY OF MIAMI BEACH
FY 2023 - 2027 Capital Budget and 5-Year Capital Improvement Plan

I. General

WATER TOWER RESTORATION STAR ISLAND **MONUMENTS**

Project Number: 60031

Department: PROPERTY MANAGEMENT

Location: SOUTH BEACH

Description: Restoration of the Star Island Water Tower; scope includes the structural restoration, repaint the monument, replace doors and windows, remove ladder, reconstruct tower base, remove plants, water proofing, adding lighting protection system, replace water level controls, landscape improvements and corrections. Location: 12 Star Island Drive.

Projected date range: 10/01/2021 to 09/30/2028

II. Cost Summary

Cost Summary	Previous Years	FY 2022/23	FY 2023/24	FY 2024/25	FY 2025/26	FY 2026/27	Future	Total
FUTURE	-	-	-	-	-	-	1,618,000	1,618,000
Total:	**-**	**-**	**-**	**-**	**-**	**-**	**1,618,000**	**1,618,000**

III. Fund Summary

Fund Summary	Previous Years	FY 2022/23	FY 2023/24	FY 2024/25	FY 2025/26	FY 2026/27	Future	Total
FUTURE	-	-	-	-	-	-	1,618,000	1,618,000
Total:	**-**	**-**	**-**	**-**	**-**	**-**	**1,618,000**	**1,618,000**

MIAMIBEACH

CITY OF MIAMI BEACH
FY 2023 - 2027 Capital Budget and 5-Year Capital Improvement Plan

I. General

WORLD WAR MEMORIAL **MONUMENTS**

Project Number:	20011
Department:	PROPERTY MANAGEMENT
Location:	SOUTH BEACH
Description:	Restoration of the World War Memorial includes cleaning the stone, conserve bronze, remove, contain and replace paint on gun. Location: 512 12th Street.
Projected date range:	10/01/2020 to 12/31/2022

II. Cost Summary

Cost Summary	Previous Years	FY 2022/23	FY 2023/24	FY 2024/25	FY 2025/26	FY 2026/27	Future	Total
CONSTRUCTION	62,000	-	-	-	-	-	-	62,000
Total:	**62,000**	**-**	**-**	**-**	**-**	**-**	**-**	**62,000**

III. Fund Summary

Fund Summary	Previous Years	FY 2022/23	FY 2023/24	FY 2024/25	FY 2025/26	FY 2026/27	Future	Total
305 SB QUALITY OF LIFE REST.TAX 1%	62,000	-	-	-	-	-	-	62,000
Total:	**62,000**	**-**	**-**	**-**	**-**	**-**	**-**	**62,000**

MIAMIBEACH

MIAMIBEACH

CITY OF MIAMI BEACH
FY 2023 - 2027 Capital Budget and 5-Year Capital Improvement Plan

I. General

12TH ST. PARKING GARAGE WINDOWS **PARKING**

Project Number:	62326
Department:	PROPERTY MANAGEMENT
Location:	SOUTH BEACH
Description:	Replacement of Aluminum Window
Projected date range:	10/01/2025 to 09/30/2026

II. Cost Summary

Cost Summary	Previous Years	FY 2022/23	FY 2023/24	FY 2024/25	FY 2025/26	FY 2026/27	Future	Total
RENOVATION	-	-	-	-	224,000	-	-	224,000
Total:	**-**	**-**	**-**	**-**	**224,000**	**-**	**-**	**224,000**

III. Fund Summary

Fund Summary	Previous Years	FY 2022/23	FY 2023/24	FY 2024/25	FY 2025/26	FY 2026/27	Future	Total
490 PARKING CAPITAL NOT BONDS	-	-	-	-	224,000	-	-	224,000
Total:	**-**	**-**	**-**	**-**	**224,000**	**-**	**-**	**224,000**

MIAMIBEACH

CITY OF MIAMI BEACH
FY 2023 - 2027 Capital Budget and 5-Year Capital Improvement Plan

I. General

12TH ST. PARKING GARAGE DOM. WATER **PARKING**

Project Number:	62625
Department:	PROPERTY MANAGEMENT
Location:	SOUTH BEACH
Description:	Complete renewal of existing domestic water Distributor
Projected date range:	10/01/2024 to 09/30/2025

II. Cost Summary

Cost Summary	Previous Years	FY 2022/23	FY 2023/24	FY 2024/25	FY 2025/26	FY 2026/27	Future	Total
RENOVATION	-	-	-	195,606	-	-	-	195,606
Total:	**-**	**-**	**-**	**195,606**	**-**	**-**	**-**	**195,606**

III. Fund Summary

Fund Summary	Previous Years	FY 2022/23	FY 2023/24	FY 2024/25	FY 2025/26	FY 2026/27	Future	Total
490 PARKING CAPITAL NOT BONDS	-	-	-	195,606	-	-	-	195,606
Total:	**-**	**-**	**-**	**195,606**	**-**	**-**	**-**	**195,606**

MIAMIBEACH

CITY OF MIAMI BEACH
FY 2023 - 2027 Capital Budget and 5-Year Capital Improvement Plan

I. General

12TH ST. PARKING GARAGE DRAIN **PARKING**

Project Number:	69223
Department:	PROPERTY MANAGEMENT
Location:	SOUTH BEACH
Description:	Below Grade drainage cannot support the current water load. Additional drainage to prevent water from interfering to the elevator pit. (First Floor)
Projected date range:	10/01/2022 to 09/30/2023

II. Cost Summary

Cost Summary	Previous Years	FY 2022/23	FY 2023/24	FY 2024/25	FY 2025/26	FY 2026/27	Future	Total
RENOVATION	-	55,000	-	-	-	-	-	55,000
Total:	**-**	**55,000**	**-**	**-**	**-**	**-**	**-**	**55,000**

III. Fund Summary

Fund Summary	Previous Years	FY 2022/23	FY 2023/24	FY 2024/25	FY 2025/26	FY 2026/27	Future	Total
490 PARKING CAPITAL NOT BONDS	-	55,000	-	-	-	-	-	55,000
Total:	**-**	**55,000**	**-**	**-**	**-**	**-**	**-**	**55,000**

MIAMIBEACH

CITY OF MIAMI BEACH
FY 2023 - 2027 Capital Budget and 5-Year Capital Improvement Plan

I. General

12TH ST. PARKING GARAGE EM. LIGHTS **PARKING**

Project Number:	60929
Department:	PROPERTY MANAGEMENT
Location:	SOUTH BEACH
Description:	Emergency Pack Lights Renewals
Projected date range:	10/01/2026 to 09/30/2027

II. Cost Summary

Cost Summary	Previous Years	FY 2022/23	FY 2023/24	FY 2024/25	FY 2025/26	FY 2026/27	Future	Total
RENOVATION	-	-	-	-	-	42,301	-	42,301
Total:	**-**	**-**	**-**	**-**	**-**	**42,301**	**-**	**42,301**

III. Fund Summary

Fund Summary	Previous Years	FY 2022/23	FY 2023/24	FY 2024/25	FY 2025/26	FY 2026/27	Future	Total
490 PARKING CAPITAL NOT BONDS	-	-	-	-	-	42,301	-	42,301
Total:	**-**	**-**	**-**	**-**	**-**	**42,301**	**-**	**42,301**

MIAMIBEACH

CITY OF MIAMI BEACH
FY 2023 - 2027 Capital Budget and 5-Year Capital Improvement Plan

I. General

12TH ST. PARKING GARAGE EXP. JOINTS **PARKING**

Project Number:	69323
Department:	PROPERTY MANAGEMENT
Location:	SOUTH BEACH
Description:	Replacement of the expansion joints
Projected date range:	10/01/2022 to 09/30/2023

II. Cost Summary

Cost Summary	Previous Years	FY 2022/23	FY 2023/24	FY 2024/25	FY 2025/26	FY 2026/27	Future	Total
RENOVATION	-	56,000	-	-	-	-	-	56,000
Total:	**-**	**56,000**	**-**	**-**	**-**	**-**	**-**	**56,000**

III. Fund Summary

Fund Summary	Previous Years	FY 2022/23	FY 2023/24	FY 2024/25	FY 2025/26	FY 2026/27	Future	Total
490 PARKING CAPITAL NOT BONDS	-	56,000	-	-	-	-	-	56,000
Total:	**-**	**56,000**	**-**	**-**	**-**	**-**	**-**	**56,000**

MIAMIBEACH

CITY OF MIAMI BEACH
FY 2023 - 2027 Capital Budget and 5-Year Capital Improvement Plan

I. General

12TH ST. PARKING GARAGE HM DOORS **PARKING**

Project Number:	61029
Department:	PROPERTY MANAGEMENT
Location:	SOUTH BEACH
Description:	Replacement of all HM Doors
Projected date range:	10/01/2026 to 09/30/2027

II. Cost Summary

Cost Summary	Previous Years	FY 2022/23	FY 2023/24	FY 2024/25	FY 2025/26	FY 2026/27	Future	Total
RENOVATION	-	-	-	-	-	35,840	-	35,840
Total:	**-**	**-**	**-**	**-**	**-**	**35,840**	**-**	**35,840**

III. Fund Summary

Fund Summary	Previous Years	FY 2022/23	FY 2023/24	FY 2024/25	FY 2025/26	FY 2026/27	Future	Total
490 PARKING CAPITAL NOT BONDS	-	-	-	-	-	35,840	-	35,840
Total:	**-**	**-**	**-**	**-**	**-**	**35,840**	**-**	**35,840**

MIAMIBEACH

CITY OF MIAMI BEACH
FY 2023 - 2027 Capital Budget and 5-Year Capital Improvement Plan

I. General

12TH ST. PARKING GARAGE OFFICE RENO **PARKING**

Project Number: 65024
Department: PROPERTY MANAGEMENT
Location: SOUTH BEACH
Description: Upgrades of existing office conditions, currently in not presentable for the attendant and the public.

Projected date range: 10/01/2022 to 09/30/2023

II. Cost Summary

Cost Summary	Previous Years	FY 2022/23	FY 2023/24	FY 2024/25	FY 2025/26	FY 2026/27	Future	Total
RENOVATION	-	51,000	-	-	-	-	-	51,000
Total:	**-**	**51,000**	**-**	**-**	**-**	**-**	**-**	**51,000**

III. Fund Summary

Fund Summary	Previous Years	FY 2022/23	FY 2023/24	FY 2024/25	FY 2025/26	FY 2026/27	Future	Total
490 PARKING CAPITAL NOT BONDS	-	51,000	-	-	-	-	-	51,000
Total:	**-**	**51,000**	**-**	**-**	**-**	**-**	**-**	**51,000**

MIAMIBEACH

CITY OF MIAMI BEACH
FY 2023 - 2027 Capital Budget and 5-Year Capital Improvement Plan

I. General

12TH ST. PARKING GARAGE UPGRADE **PARKING**

Project Number:	69123
Department:	PROPERTY MANAGEMENT
Location:	SOUTH BEACH
Description:	Furnish and Install of Emergency & Exist Signs removal, includes removal of existing damaged fixtures in the garage.
Projected date range:	10/01/2022 to 09/30/2023

II. Cost Summary

Cost Summary	Previous Years	FY 2022/23	FY 2023/24	FY 2024/25	FY 2025/26	FY 2026/27	Future	Total
RENOVATION	-	51,000	-	-	-	-	-	51,000
Total:	**-**	**51,000**	**-**	**-**	**-**	**-**	**-**	**51,000**

III. Fund Summary

Fund Summary	Previous Years	FY 2022/23	FY 2023/24	FY 2024/25	FY 2025/26	FY 2026/27	Future	Total
490 PARKING CAPITAL NOT BONDS	-	51,000	-	-	-	-	-	51,000
Total:	**-**	**51,000**	**-**	**-**	**-**	**-**	**-**	**51,000**

MIAMIBEACH

CITY OF MIAMI BEACH
FY 2023 - 2027 Capital Budget and 5-Year Capital Improvement Plan

I. General

13TH ST. PARKING GARAGE CCTV **PARKING**

Project Number:	62526
Department:	PROPERTY MANAGEMENT
Location:	SOUTH BEACH
Description:	Security System - CCTV
Projected date range:	10/01/2025 to 09/30/2026

II. Cost Summary

Cost Summary	Previous Years	FY 2022/23	FY 2023/24	FY 2024/25	FY 2025/26	FY 2026/27	Future	Total
RENOVATION	-	-	-	-	78,812	-	-	78,812
Total:	**-**	**-**	**-**	**-**	**78,812**	**-**	**-**	**78,812**

III. Fund Summary

Fund Summary	Previous Years	FY 2022/23	FY 2023/24	FY 2024/25	FY 2025/26	FY 2026/27	Future	Total
490 PARKING CAPITAL NOT BONDS	-	-	-	-	78,812	-	-	78,812
Total:	**-**	**-**	**-**	**-**	**78,812**	**-**	**-**	**78,812**

MIAMIBEACH

CITY OF MIAMI BEACH
FY 2023 - 2027 Capital Budget and 5-Year Capital Improvement Plan

I. General

13TH ST. PARKING GARAGE COOLING **PARKING**

Project Number:	62825
Department:	PROPERTY MANAGEMENT
Location:	SOUTH BEACH
Description:	Renewal of Overhead Coiling Grilles - Electric Operation - Garage Entry
Projected date range:	10/01/2024 to 09/30/2025

II. Cost Summary

Cost Summary	Previous Years	FY 2022/23	FY 2023/24	FY 2024/25	FY 2025/26	FY 2026/27	Future	Total
RENOVATION	-	-	-	65,154	-	-	-	65,154
Total:	**-**	**-**	**-**	**65,154**	**-**	**-**	**-**	**65,154**

III. Fund Summary

Fund Summary	Previous Years	FY 2022/23	FY 2023/24	FY 2024/25	FY 2025/26	FY 2026/27	Future	Total
490 PARKING CAPITAL NOT BONDS	-	-	-	65,154	-	-	-	65,154
Total:	**-**	**-**	**-**	**65,154**	**-**	**-**	**-**	**65,154**

MIAMIBEACH

CITY OF MIAMI BEACH
FY 2023 - 2027 Capital Budget and 5-Year Capital Improvement Plan

I. General

13TH ST. PARKING GARAGE DOM. WATER **PARKING**

Project Number:	62725
Department:	PROPERTY MANAGEMENT
Location:	SOUTH BEACH
Description:	Replacement of the Domestic Water Distributor
Projected date range:	10/01/2024 to 09/30/2025

II. Cost Summary

Cost Summary	Previous Years	FY 2022/23	FY 2023/24	FY 2024/25	FY 2025/26	FY 2026/27	Future	Total
RENOVATION	-	-	-	420,263	-	-	-	420,263
Total:	**-**	**-**	**-**	**420,263**	**-**	**-**	**-**	**420,263**

III. Fund Summary

Fund Summary	Previous Years	FY 2022/23	FY 2023/24	FY 2024/25	FY 2025/26	FY 2026/27	Future	Total
490 PARKING CAPITAL NOT BONDS	-	-	-	420,263	-	-	-	420,263
Total:	**-**	**-**	**-**	**420,263**	**-**	**-**	**-**	**420,263**

MIAMIBEACH

CITY OF MIAMI BEACH
FY 2023 - 2027 Capital Budget and 5-Year Capital Improvement Plan

I. General

13TH ST. PARKING GARAGE HM DOORS **PARKING**

Project Number:	62426
Department:	PROPERTY MANAGEMENT
Location:	SOUTH BEACH
Description:	Replacement HM Doors
Projected date range:	10/01/2025 to 09/30/2026

II. Cost Summary

Cost Summary	Previous Years	FY 2022/23	FY 2023/24	FY 2024/25	FY 2025/26	FY 2026/27	Future	Total
RENOVATION	-	-	-	-	40,259	-	-	40,259
Total:	**-**	**-**	**-**	**-**	**40,259**	**-**	**-**	**40,259**

III. Fund Summary

Fund Summary	Previous Years	FY 2022/23	FY 2023/24	FY 2024/25	FY 2025/26	FY 2026/27	Future	Total
490 PARKING CAPITAL NOT BONDS	-	-	-	-	40,259	-	-	40,259
Total:	**-**	**-**	**-**	**-**	**40,259**	**-**	**-**	**40,259**

MIAMIBEACH

CITY OF MIAMI BEACH
FY 2023 - 2027 Capital Budget and 5-Year Capital Improvement Plan

I. General

13TH ST. PARKING GARAGE LED LIGHTS **PARKING**

Project Number:	69423
Department:	PROPERTY MANAGEMENT
Location:	SOUTH BEACH
Description:	Remove Deteriorating Structures rebuild and reinstall LED lighting around 13th St Side
Projected date range:	10/01/2022 to 09/30/2023

II. Cost Summary

Cost Summary	Previous Years	FY 2022/23	FY 2023/24	FY 2024/25	FY 2025/26	FY 2026/27	Future	Total
RENOVATION	-	43,000	-	-	-	-	-	43,000
Total:	**-**	**43,000**	**-**	**-**	**-**	**-**	**-**	**43,000**

III. Fund Summary

Fund Summary	Previous Years	FY 2022/23	FY 2023/24	FY 2024/25	FY 2025/26	FY 2026/27	Future	Total
490 PARKING CAPITAL NOT BONDS	-	43,000	-	-	-	-	-	43,000
Total:	**-**	**43,000**	**-**	**-**	**-**	**-**	**-**	**43,000**

MIAMIBEACH

CITY OF MIAMI BEACH
FY 2023 - 2027 Capital Budget and 5-Year Capital Improvement Plan

I. General

13TH ST. PARKING GARAGE MAIN ELECTR **PARKING**

Project Number:	61129
Department:	PROPERTY MANAGEMENT
Location:	SOUTH BEACH
Description:	Renewal of Main Electrical Service 400A 208Y/120V
Projected date range:	10/01/2026 to 09/30/2027

II. Cost Summary

Cost Summary	Previous Years	FY 2022/23	FY 2023/24	FY 2024/25	FY 2025/26	FY 2026/27	Future	Total
RENOVATION	-	-	-	-	-	54,900	-	54,900
Total:	**-**	**-**	**-**	**-**	**-**	**54,900**	**-**	**54,900**

III. Fund Summary

Fund Summary	Previous Years	FY 2022/23	FY 2023/24	FY 2024/25	FY 2025/26	FY 2026/27	Future	Total
490 PARKING CAPITAL NOT BONDS	-	-	-	-	-	54,900	-	54,900
Total:	**-**	**-**	**-**	**-**	**-**	**54,900**	**-**	**54,900**

MIAMIBEACH

CITY OF MIAMI BEACH
FY 2023 - 2027 Capital Budget and 5-Year Capital Improvement Plan

I. General

13TH ST. PARKING GARAGE STRUCTURAL **PARKING**

Project Number:	69523
Department:	PROPERTY MANAGEMENT
Location:	SOUTH BEACH
Description:	Garage is 35 Years old, needs to be structural reviewed.
Projected date range:	10/01/2022 to 09/30/2023

II. Cost Summary

Cost Summary	Previous Years	FY 2022/23	FY 2023/24	FY 2024/25	FY 2025/26	FY 2026/27	Future	Total
RENOVATION	-	33,000	-	-	-	-	-	33,000
Total:	**-**	**33,000**	**-**	**-**	**-**	**-**	**-**	**33,000**

III. Fund Summary

Fund Summary	Previous Years	FY 2022/23	FY 2023/24	FY 2024/25	FY 2025/26	FY 2026/27	Future	Total
490 PARKING CAPITAL NOT BONDS	-	33,000	-	-	-	-	-	33,000
Total:	**-**	**33,000**	**-**	**-**	**-**	**-**	**-**	**33,000**

MIAMIBEACH

CITY OF MIAMI BEACH
FY 2023 - 2027 Capital Budget and 5-Year Capital Improvement Plan

I. General

13TH ST. PARKING GARAGE TRAF. COAT **PARKING**

Project Number:	61229
Department:	PROPERTY MANAGEMENT
Location:	SOUTH BEACH
Description:	Traffic coating of the Garage
Projected date range:	10/01/2026 to 09/30/2027

II. Cost Summary

Cost Summary	Previous Years	FY 2022/23	FY 2023/24	FY 2024/25	FY 2025/26	FY 2026/27	Future	Total
RENOVATION	-	-	-	-	-	812,000	-	812,000
Total:	**-**	**-**	**-**	**-**	**-**	**812,000**	**-**	**812,000**

III. Fund Summary

Fund Summary	Previous Years	FY 2022/23	FY 2023/24	FY 2024/25	FY 2025/26	FY 2026/27	Future	Total
490 PARKING CAPITAL NOT BONDS	-	-	-	-	-	812,000	-	812,000
Total:	**-**	**-**	**-**	**-**	**-**	**812,000**	**-**	**812,000**

MIAMIBEACH

CITY OF MIAMI BEACH
FY 2023 - 2027 Capital Budget and 5-Year Capital Improvement Plan

I. General

1755 MERIDIAN AVE GARAGE ELEVATOR **PARKING**

Project Number:	64824
Department:	PROPERTY MANAGEMENT
Location:	SOUTH BEACH
Description:	Replace the second floor, east side, building joint. Building joint is starting to leak.
Projected date range:	10/01/2022 to 09/30/2023

II. Cost Summary

Cost Summary	Previous Years	FY 2022/23	FY 2023/24	FY 2024/25	FY 2025/26	FY 2026/27	Future	Total
RENOVATION	-	47,000	-	-	-	-	-	47,000
Total:	**-**	**47,000**	**-**	**-**	**-**	**-**	**-**	**47,000**

III. Fund Summary

Fund Summary	Previous Years	FY 2022/23	FY 2023/24	FY 2024/25	FY 2025/26	FY 2026/27	Future	Total
490 PARKING CAPITAL NOT BONDS	-	47,000	-	-	-	-	-	47,000
Total:	**-**	**47,000**	**-**	**-**	**-**	**-**	**-**	**47,000**

MIAMIBEACH

CITY OF MIAMI BEACH
FY 2023 - 2027 Capital Budget and 5-Year Capital Improvement Plan

I. General

1755 PARKING GARAGE ELEVATOR REN. **PARKING**

Project Number:	61329
Department:	PROPERTY MANAGEMENT
Location:	SOUTH BEACH
Description:	Renewal of Elevators
Projected date range:	10/01/2026 to 09/30/2027

II. Cost Summary

Cost Summary	Previous Years	FY 2022/23	FY 2023/24	FY 2024/25	FY 2025/26	FY 2026/27	Future	Total
RENOVATION	-	-	-	-	-	640,500	-	640,500
Total:	**-**	**-**	**-**	**-**	**-**	**640,500**	**-**	**640,500**

III. Fund Summary

Fund Summary	Previous Years	FY 2022/23	FY 2023/24	FY 2024/25	FY 2025/26	FY 2026/27	Future	Total
490 PARKING CAPITAL NOT BONDS	-	-	-	-	-	640,500	-	640,500
Total:	**-**	**-**	**-**	**-**	**-**	**640,500**	**-**	**640,500**

MIAMIBEACH

CITY OF MIAMI BEACH
FY 2023 - 2027 Capital Budget and 5-Year Capital Improvement Plan

I. General

1755 PARKING GARAGE EMG. BATTERY **PARKING**

Project Number:	61429
Department:	PROPERTY MANAGEMENT
Location:	SOUTH BEACH
Description:	Replacement of Emergency Battery Pack Lights
Projected date range:	10/01/2026 to 09/30/2027

II. Cost Summary

Cost Summary	Previous Years	FY 2022/23	FY 2023/24	FY 2024/25	FY 2025/26	FY 2026/27	Future	Total
RENOVATION	-	-	-	-	-	711,260	-	711,260
Total:	**-**	**-**	**-**	**-**	**-**	**711,260**	**-**	**711,260**

III. Fund Summary

Fund Summary	Previous Years	FY 2022/23	FY 2023/24	FY 2024/25	FY 2025/26	FY 2026/27	Future	Total
490 PARKING CAPITAL NOT BONDS	-	-	-	-	-	711,260	-	711,260
Total:	**-**	**-**	**-**	**-**	**-**	**711,260**	**-**	**711,260**

MIAMIBEACH

CITY OF MIAMI BEACH
FY 2023 - 2027 Capital Budget and 5-Year Capital Improvement Plan

I. General

1755 PARKING GARAGE FIRE ALARM SYST **PARKING**

Project Number:	61529
Department:	PROPERTY MANAGEMENT
Location:	SOUTH BEACH
Description:	Replacement of Fire Alarm System
Projected date range:	10/01/2026 to 09/30/2027

II. Cost Summary

Cost Summary	Previous Years	FY 2022/23	FY 2023/24	FY 2024/25	FY 2025/26	FY 2026/27	Future	Total
RENOVATION	-	-	-	-	-	2,074,000	-	2,074,000
Total:	**-**	**-**	**-**	**-**	**-**	**2,074,000**	**-**	**2,074,000**

III. Fund Summary

Fund Summary	Previous Years	FY 2022/23	FY 2023/24	FY 2024/25	FY 2025/26	FY 2026/27	Future	Total
490 PARKING CAPITAL NOT BONDS	-	-	-	-	-	2,074,000	-	2,074,000
Total:	**-**	**-**	**-**	**-**	**-**	**2,074,000**	**-**	**2,074,000**

MIAMIBEACH

CITY OF MIAMI BEACH
FY 2023 - 2027 Capital Budget and 5-Year Capital Improvement Plan

I. General

1755 PARKING GARAGE FIRE PUMP REPL. **PARKING**

Project Number:	62925
Department:	PROPERTY MANAGEMENT
Location:	SOUTH BEACH
Description:	Fire Plump Replacement
Projected date range:	10/01/2024 to 09/30/2025

II. Cost Summary

Cost Summary	Previous Years	FY 2022/23	FY 2023/24	FY 2024/25	FY 2025/26	FY 2026/27	Future	Total
RENOVATION	-	-	-	152,500	-	-	-	152,500
Total:	**-**	**-**	**-**	**152,500**	**-**	**-**	**-**	**152,500**

III. Fund Summary

Fund Summary	Previous Years	FY 2022/23	FY 2023/24	FY 2024/25	FY 2025/26	FY 2026/27	Future	Total
490 PARKING CAPITAL NOT BONDS	-	-	-	152,500	-	-	-	152,500
Total:	**-**	**-**	**-**	**152,500**	**-**	**-**	**-**	**152,500**

MIAMIBEACH

CITY OF MIAMI BEACH
FY 2023 - 2027 Capital Budget and 5-Year Capital Improvement Plan

I. General

1755 PARKING GARAGE FIRE SPRINKLE R **PARKING**

Project Number:	63025
Department:	PROPERTY MANAGEMENT
Location:	SOUTH BEACH
Description:	Fire Sprinkler renewal
Projected date range:	10/01/2024 to 09/30/2025

II. Cost Summary

Cost Summary	Previous Years	FY 2022/23	FY 2023/24	FY 2024/25	FY 2025/26	FY 2026/27	Future	Total
RENOVATION	-	-	-	366,000	-	-	-	366,000
Total:	**-**	**-**	**-**	**366,000**	**-**	**-**	**-**	**366,000**

III. Fund Summary

Fund Summary	Previous Years	FY 2022/23	FY 2023/24	FY 2024/25	FY 2025/26	FY 2026/27	Future	Total
490 PARKING CAPITAL NOT BONDS	-	-	-	366,000	-	-	-	366,000
Total:	**-**	**-**	**-**	**366,000**	**-**	**-**	**-**	**366,000**

MIAMIBEACH

CITY OF MIAMI BEACH
FY 2023 - 2027 Capital Budget and 5-Year Capital Improvement Plan

I. General

17ST ST. PARKING GARAGE ELEVATOR **PARKING**

Project Number:	61629
Department:	PROPERTY MANAGEMENT
Location:	SOUTH BEACH
Description:	Renewal of elevator controls
Projected date range:	10/01/2026 to 09/30/2027

II. Cost Summary

Cost Summary	Previous Years	FY 2022/23	FY 2023/24	FY 2024/25	FY 2025/26	FY 2026/27	Future	Total
RENOVATION	-	-	-	-	-	396,500	-	396,500
Total:	**-**	**-**	**-**	**-**	**-**	**396,500**	**-**	**396,500**

III. Fund Summary

Fund Summary	Previous Years	FY 2022/23	FY 2023/24	FY 2024/25	FY 2025/26	FY 2026/27	Future	Total
490 PARKING CAPITAL NOT BONDS	-	-	-	-	-	396,500	-	396,500
Total:	**-**	**-**	**-**	**-**	**-**	**396,500**	**-**	**396,500**

MIAMIBEACH

CITY OF MIAMI BEACH
FY 2023 - 2027 Capital Budget and 5-Year Capital Improvement Plan

I. General

17TH ST. PARKING GARAGE BOLLARDS **PARKING**

Project Number:	63125
Department:	PROPERTY MANAGEMENT
Location:	SOUTH BEACH
Description:	Bollards & Traffic Barriers
Projected date range:	10/01/2024 to 09/30/2025

II. Cost Summary

Cost Summary	Previous Years	FY 2022/23	FY 2023/24	FY 2024/25	FY 2025/26	FY 2026/27	Future	Total
RENOVATION	-	-	-	53,680	-	-	-	53,680
Total:	**-**	**-**	**-**	**53,680**	**-**	**-**	**-**	**53,680**

III. Fund Summary

Fund Summary	Previous Years	FY 2022/23	FY 2023/24	FY 2024/25	FY 2025/26	FY 2026/27	Future	Total
490 PARKING CAPITAL NOT BONDS	-	-	-	53,680	-	-	-	53,680
Total:	**-**	**-**	**-**	**53,680**	**-**	**-**	**-**	**53,680**

MIAMIBEACH

CITY OF MIAMI BEACH
FY 2023 - 2027 Capital Budget and 5-Year Capital Improvement Plan

I. General

17TH ST. PARKING GARAGE DECORATIVE **PARKING**

Project Number:	64624
Department:	PROPERTY MANAGEMENT
Location:	SOUTH BEACH
Description:	Install Decorative Railings at top deck of the Garage to prevent trespassing
Projected date range:	10/01/2022 to 09/30/2023

II. Cost Summary

Cost Summary	Previous Years	FY 2022/23	FY 2023/24	FY 2024/25	FY 2025/26	FY 2026/27	Future	Total
RENOVATION	-	52,000	-	-	-	-	-	52,000
Total:	**-**	**52,000**	**-**	**-**	**-**	**-**	**-**	**52,000**

III. Fund Summary

Fund Summary	Previous Years	FY 2022/23	FY 2023/24	FY 2024/25	FY 2025/26	FY 2026/27	Future	Total
490 PARKING CAPITAL NOT BONDS	-	52,000	-	-	-	-	-	52,000
Total:	**-**	**52,000**	**-**	**-**	**-**	**-**	**-**	**52,000**

MIAMIBEACH

CITY OF MIAMI BEACH
FY 2023 - 2027 Capital Budget and 5-Year Capital Improvement Plan

I. General

17TH ST. PARKING GARAGE DOM. WATER **PARKING**

Project Number:	63225
Department:	PROPERTY MANAGEMENT
Location:	SOUTH BEACH
Description:	Renewal of Domestic Water Distribution
Projected date range:	10/01/2024 to 09/30/2025

II. Cost Summary

Cost Summary	Previous Years	FY 2022/23	FY 2023/24	FY 2024/25	FY 2025/26	FY 2026/27	Future	Total
RENOVATION	-	-	-	417,240	-	-	-	417,240
Total:	**-**	**-**	**-**	**417,240**	**-**	**-**	**-**	**417,240**

III. Fund Summary

Fund Summary	Previous Years	FY 2022/23	FY 2023/24	FY 2024/25	FY 2025/26	FY 2026/27	Future	Total
490 PARKING CAPITAL NOT BONDS	-	-	-	417,240	-	-	-	417,240
Total:	**-**	**-**	**-**	**417,240**	**-**	**-**	**-**	**417,240**

MIAMIBEACH

CITY OF MIAMI BEACH
FY 2023 - 2027 Capital Budget and 5-Year Capital Improvement Plan

I. General

17TH ST. PARKING GARAGE ELECTRICAL **PARKING**

Project Number:	62626
Department:	PROPERTY MANAGEMENT
Location:	SOUTH BEACH
Description:	Replacement of existing electrical distribution and 800 AMPS
Projected date range:	10/01/2025 to 09/30/2026

II. Cost Summary

Cost Summary	Previous Years	FY 2022/23	FY 2023/24	FY 2024/25	FY 2025/26	FY 2026/27	Future	Total
RENOVATION	-	-	-	-	273,280	-	-	273,280
Total:	**-**	**-**	**-**	**-**	**273,280**	**-**	**-**	**273,280**

III. Fund Summary

Fund Summary	Previous Years	FY 2022/23	FY 2023/24	FY 2024/25	FY 2025/26	FY 2026/27	Future	Total
490 PARKING CAPITAL NOT BONDS	-	-	-	-	273,280	-	-	273,280
Total:	**-**	**-**	**-**	**-**	**273,280**	**-**	**-**	**273,280**

MIAMIBEACH

CITY OF MIAMI BEACH
FY 2023 - 2027 Capital Budget and 5-Year Capital Improvement Plan

I. General

17TH ST. PARKING GARAGE ELECTRICAL **PARKING**

Project Number:	63325
Department:	PROPERTY MANAGEMENT
Location:	SOUTH BEACH
Description:	Renewal of Electrical Feeder
Projected date range:	10/01/2024 to 09/30/2025

II. Cost Summary

Cost Summary	Previous Years	FY 2022/23	FY 2023/24	FY 2024/25	FY 2025/26	FY 2026/27	Future	Total
RENOVATION	-	-	-	97,600	-	-	-	97,600
Total:	**-**	**-**	**-**	**97,600**	**-**	**-**	**-**	**97,600**

III. Fund Summary

Fund Summary	Previous Years	FY 2022/23	FY 2023/24	FY 2024/25	FY 2025/26	FY 2026/27	Future	Total
490 PARKING CAPITAL NOT BONDS	-	-	-	97,600	-	-	-	97,600
Total:	**-**	**-**	**-**	**97,600**	**-**	**-**	**-**	**97,600**

MIAMIBEACH

CITY OF MIAMI BEACH
FY 2023 - 2027 Capital Budget and 5-Year Capital Improvement Plan

I. General

17TH ST. PARKING GARAGE ENTRANCE **PARKING**

Project Number:	64724
Department:	PROPERTY MANAGEMENT
Location:	SOUTH BEACH
Description:	Remove unused, deteriorating gate equipment
Projected date range:	10/01/2022 to 09/30/2023

II. Cost Summary

Cost Summary	Previous Years	FY 2022/23	FY 2023/24	FY 2024/25	FY 2025/26	FY 2026/27	Future	Total
RENOVATION	-	28,000	-	-	-	-	-	28,000
Total:	**-**	**28,000**	**-**	**-**	**-**	**-**	**-**	**28,000**

III. Fund Summary

Fund Summary	Previous Years	FY 2022/23	FY 2023/24	FY 2024/25	FY 2025/26	FY 2026/27	Future	Total
490 PARKING CAPITAL NOT BONDS	-	28,000	-	-	-	-	-	28,000
Total:	**-**	**28,000**	**-**	**-**	**-**	**-**	**-**	**28,000**

MIAMIBEACH

CITY OF MIAMI BEACH
FY 2023 - 2027 Capital Budget and 5-Year Capital Improvement Plan

I. General

17TH ST. PARKING GARAGE FIRE ALARM **PARKING**

Project Number:	62726
Department:	PROPERTY MANAGEMENT
Location:	SOUTH BEACH
Description:	Fire Alarm Replacement
Projected date range:	10/01/2025 to 09/30/2026

II. Cost Summary

Cost Summary	Previous Years	FY 2022/23	FY 2023/24	FY 2024/25	FY 2025/26	FY 2026/27	Future	Total
RENOVATION	-	-	-	-	317,200	-	-	317,200
Total:	**-**	**-**	**-**	**-**	**317,200**	**-**	**-**	**317,200**

III. Fund Summary

Fund Summary	Previous Years	FY 2022/23	FY 2023/24	FY 2024/25	FY 2025/26	FY 2026/27	Future	Total
490 PARKING CAPITAL NOT BONDS	-	-	-	-	317,200	-	-	317,200
Total:	**-**	**-**	**-**	**-**	**317,200**	**-**	**-**	**317,200**

MIAMIBEACH

CITY OF MIAMI BEACH
FY 2023 - 2027 Capital Budget and 5-Year Capital Improvement Plan

I. General

17TH ST. PARKING GARAGE LED LIGHTING **PARKING**

Project Number: 69623
Department: PROPERTY MANAGEMENT
Location: SOUTH BEACH
Description: LED Fixtures are coming to the end of useful life, diodes on since 2016, running 24/7

Projected date range: 10/01/2022 to 09/30/2023

II. Cost Summary

Cost Summary	Previous Years	FY 2022/23	FY 2023/24	FY 2024/25	FY 2025/26	FY 2026/27	Future	Total
RENOVATION	-	342,000	-	-	-	-	-	342,000
Total:	**-**	**342,000**	**-**	**-**	**-**	**-**	**-**	**342,000**

III. Fund Summary

Fund Summary	Previous Years	FY 2022/23	FY 2023/24	FY 2024/25	FY 2025/26	FY 2026/27	Future	Total
490 PARKING CAPITAL NOT BONDS	-	342,000	-	-	-	-	-	342,000
Total:	**-**	**342,000**	**-**	**-**	**-**	**-**	**-**	**342,000**

MIAMIBEACH

CITY OF MIAMI BEACH
FY 2023 - 2027 Capital Budget and 5-Year Capital Improvement Plan

I. General

17TH ST. PARKING GARAGE STAIRWELL TRAF. COAT **PARKING**

Project Number:	64524
Department:	PROPERTY MANAGEMENT
Location:	SOUTH BEACH
Description:	Traffic Coating of 4 Stairs and Painting of Elevator stairs /Towers
Projected date range:	10/01/2022 to 09/30/2023

II. Cost Summary

Cost Summary	Previous Years	FY 2022/23	FY 2023/24	FY 2024/25	FY 2025/26	FY 2026/27	Future	Total
RENOVATION	-	303,000	-	-	-	-	-	303,000
Total:	**-**	**303,000**	**-**	**-**	**-**	**-**	**-**	**303,000**

III. Fund Summary

Fund Summary	Previous Years	FY 2022/23	FY 2023/24	FY 2024/25	FY 2025/26	FY 2026/27	Future	Total
490 PARKING CAPITAL NOT BONDS	-	303,000	-	-	-	-	-	303,000
Total:	**-**	**303,000**	**-**	**-**	**-**	**-**	**-**	**303,000**

MIAMIBEACH

CITY OF MIAMI BEACH
FY 2023 - 2027 Capital Budget and 5-Year Capital Improvement Plan

I. General

17TH ST. PARKING GARAGE TRAFF. COAT **PARKING**

Project Number:	62826
Department:	PROPERTY MANAGEMENT
Location:	SOUTH BEACH
Description:	Coating of all decks in the garage
Projected date range:	10/01/2025 to 09/30/2026

II. Cost Summary

Cost Summary	Previous Years	FY 2022/23	FY 2023/24	FY 2024/25	FY 2025/26	FY 2026/27	Future	Total
RENOVATION	-	-	-	-	3,250,368	-	-	3,250,368
Total:	**-**	**-**	**-**	**-**	**3,250,368**	**-**	**-**	**3,250,368**

III. Fund Summary

Fund Summary	Previous Years	FY 2022/23	FY 2023/24	FY 2024/25	FY 2025/26	FY 2026/27	Future	Total
490 PARKING CAPITAL NOT BONDS	-	-	-	-	3,250,368	-	-	3,250,368
Total:	**-**	**-**	**-**	**-**	**3,250,368**	**-**	**-**	**3,250,368**

MIAMIBEACH

CITY OF MIAMI BEACH
FY 2023 - 2027 Capital Budget and 5-Year Capital Improvement Plan

I. General

42ND ST. PARKING GARAGE BARRIERS **PARKING**

Project Number:	63226
Department:	PROPERTY MANAGEMENT
Location:	MIDDLE BEACH
Description:	Replacement of Barriers, steel guide rails
Projected date range:	10/01/2025 to 09/30/2026

II. Cost Summary

Cost Summary	Previous Years	FY 2022/23	FY 2023/24	FY 2024/25	FY 2025/26	FY 2026/27	Future	Total
RENOVATION	-	-	-	-	274,400	-	-	274,400
Total:	**-**	**-**	**-**	**-**	**274,400**	**-**	**-**	**274,400**

III. Fund Summary

Fund Summary	Previous Years	FY 2022/23	FY 2023/24	FY 2024/25	FY 2025/26	FY 2026/27	Future	Total
490 PARKING CAPITAL NOT BONDS	-	-	-	-	274,400	-	-	274,400
Total:	**-**	**-**	**-**	**-**	**274,400**	**-**	**-**	**274,400**

MIAMIBEACH

CITY OF MIAMI BEACH
FY 2023 - 2027 Capital Budget and 5-Year Capital Improvement Plan

I. General

42ND ST. PARKING GARAGE DOM. WATER **PARKING**

Project Number:	63425
Department:	PROPERTY MANAGEMENT
Location:	MIDDLE BEACH
Description:	Renewal Domestic Water Distribution
Projected date range:	10/01/2024 to 09/30/2025

II. Cost Summary

Cost Summary	Previous Years	FY 2022/23	FY 2023/24	FY 2024/25	FY 2025/26	FY 2026/27	Future	Total
RENOVATION	-	-	-	67,100	-	-	-	67,100
Total:	**-**	**-**	**-**	**67,100**	**-**	**-**	**-**	**67,100**

III. Fund Summary

Fund Summary	Previous Years	FY 2022/23	FY 2023/24	FY 2024/25	FY 2025/26	FY 2026/27	Future	Total
490 PARKING CAPITAL NOT BONDS	-	-	-	67,100	-	-	-	67,100
Total:	**-**	**-**	**-**	**67,100**	**-**	**-**	**-**	**67,100**

MIAMIBEACH

CITY OF MIAMI BEACH
FY 2023 - 2027 Capital Budget and 5-Year Capital Improvement Plan

I. General

42ND ST. PARKING GARAGE DRAINAGE **PARKING**

Project Number:	63525
Department:	PROPERTY MANAGEMENT
Location:	MIDDLE BEACH
Description:	Additional Drainage Requirements for Water pounding on raised building Joints
Projected date range:	10/01/2024 to 09/30/2025

II. Cost Summary

Cost Summary	Previous Years	FY 2022/23	FY 2023/24	FY 2024/25	FY 2025/26	FY 2026/27	Future	Total
RENOVATION	-	-	-	89,060	-	-	-	89,060
Total:	**-**	**-**	**-**	**89,060**	**-**	**-**	**-**	**89,060**

III. Fund Summary

Fund Summary	Previous Years	FY 2022/23	FY 2023/24	FY 2024/25	FY 2025/26	FY 2026/27	Future	Total
490 PARKING CAPITAL NOT BONDS	-	-	-	89,060	-	-	-	89,060
Total:	**-**	**-**	**-**	**89,060**	**-**	**-**	**-**	**89,060**

MIAMIBEACH

CITY OF MIAMI BEACH
FY 2023 - 2027 Capital Budget and 5-Year Capital Improvement Plan

I. General

42ND ST. PARKING GARAGE GATE **PARKING**

Project Number:	65124
Department:	PROPERTY MANAGEMENT
Location:	MIDDLE BEACH
Description:	Remove and Replace Gates at East & West Exist of the Garage
Projected date range:	10/01/2022 to 09/30/2023

II. Cost Summary

Cost Summary	Previous Years	FY 2022/23	FY 2023/24	FY 2024/25	FY 2025/26	FY 2026/27	Future	Total
RENOVATION	-	34,000	-	-	-	-	-	34,000
Total:	**-**	**34,000**	**-**	**-**	**-**	**-**	**-**	**34,000**

III. Fund Summary

Fund Summary	Previous Years	FY 2022/23	FY 2023/24	FY 2024/25	FY 2025/26	FY 2026/27	Future	Total
490 PARKING CAPITAL NOT BONDS	-	34,000	-	-	-	-	-	34,000
Total:	**-**	**34,000**	**-**	**-**	**-**	**-**	**-**	**34,000**

MIAMIBEACH

CITY OF MIAMI BEACH
FY 2023 - 2027 Capital Budget and 5-Year Capital Improvement Plan

I. General

42ND ST. PARKING GARAGE LANDSCAPING **PARKING**

Project Number:	62926
Department:	PROPERTY MANAGEMENT
Location:	MIDDLE BEACH
Description:	Redo Landscaping & Irrigation System
Projected date range:	10/01/2025 to 09/30/2026

II. Cost Summary

Cost Summary	Previous Years	FY 2022/23	FY 2023/24	FY 2024/25	FY 2025/26	FY 2026/27	Future	Total
RENOVATION	-	-	-	-	36,480	-	-	36,480
Total:	**-**	**-**	**-**	**-**	**36,480**	**-**	**-**	**36,480**

III. Fund Summary

Fund Summary	Previous Years	FY 2022/23	FY 2023/24	FY 2024/25	FY 2025/26	FY 2026/27	Future	Total
490 PARKING CAPITAL NOT BONDS	-	-	-	-	36,480	-	-	36,480
Total:	**-**	**-**	**-**	**-**	**36,480**	**-**	**-**	**36,480**

MIAMIBEACH

CITY OF MIAMI BEACH
FY 2023 - 2027 Capital Budget and 5-Year Capital Improvement Plan

I. General

42ND ST. PARKING GARAGE MAIN ELECTR **PARKING**

Project Number:	63026
Department:	PROPERTY MANAGEMENT
Location:	MIDDLE BEACH
Description:	Renewal Main Electrical Service
Projected date range:	10/01/2025 to 09/30/2026

II. Cost Summary

Cost Summary	Previous Years	FY 2022/23	FY 2023/24	FY 2024/25	FY 2025/26	FY 2026/27	Future	Total
RENOVATION	-	-	-	-	152,500	-	-	152,500
Total:	**-**	**-**	**-**	**-**	**152,500**	**-**	**-**	**152,500**

III. Fund Summary

Fund Summary	Previous Years	FY 2022/23	FY 2023/24	FY 2024/25	FY 2025/26	FY 2026/27	Future	Total
490 PARKING CAPITAL NOT BONDS	-	-	-	-	152,500	-	-	152,500
Total:	**-**	**-**	**-**	**-**	**152,500**	**-**	**-**	**152,500**

MIAMIBEACH

CITY OF MIAMI BEACH
FY 2023 - 2027 Capital Budget and 5-Year Capital Improvement Plan

I. General

42ND ST. PARKING GARAGE PAINTING **PARKING**

Project Number:	63126
Department:	PROPERTY MANAGEMENT
Location:	MIDDLE BEACH
Description:	General paint of the garage
Projected date range:	10/01/2025 to 09/30/2026

II. Cost Summary

Cost Summary	Previous Years	FY 2022/23	FY 2023/24	FY 2024/25	FY 2025/26	FY 2026/27	Future	Total
RENOVATION	-	-	-	-	190,400	-	-	190,400
Total:	**-**	**-**	**-**	**-**	**190,400**	**-**	**-**	**190,400**

III. Fund Summary

Fund Summary	Previous Years	FY 2022/23	FY 2023/24	FY 2024/25	FY 2025/26	FY 2026/27	Future	Total
490 PARKING CAPITAL NOT BONDS	-	-	-	-	190,400	-	-	190,400
Total:	**-**	**-**	**-**	**-**	**190,400**	**-**	**-**	**190,400**

MIAMIBEACH

CITY OF MIAMI BEACH
FY 2023 - 2027 Capital Budget and 5-Year Capital Improvement Plan

I. General

42ND ST. PARKING GARAGE REMODEL **PARKING**

Project Number:	69723
Department:	PROPERTY MANAGEMENT
Location:	MIDDLE BEACH
Description:	Ongoing project currently under budget. Needs additional capital funds to complete
Projected date range:	10/01/2022 to 09/30/2023

II. Cost Summary

Cost Summary	Previous Years	FY 2022/23	FY 2023/24	FY 2024/25	FY 2025/26	FY 2026/27	Future	Total
RENOVATION	-	69,000	-	-	-	-	-	69,000
Total:	**-**	**69,000**	**-**	**-**	**-**	**-**	**-**	**69,000**

III. Fund Summary

Fund Summary	Previous Years	FY 2022/23	FY 2023/24	FY 2024/25	FY 2025/26	FY 2026/27	Future	Total
490 PARKING CAPITAL NOT BONDS	-	69,000	-	-	-	-	-	69,000
Total:	**-**	**69,000**	**-**	**-**	**-**	**-**	**-**	**69,000**

MIAMIBEACH

CITY OF MIAMI BEACH
FY 2023 - 2027 Capital Budget and 5-Year Capital Improvement Plan

I. General

42ND ST. PARKING GARAGE RENEWAL **PARKING**

Project Number: 64924
Department: PROPERTY MANAGEMENT
Location: MIDDLE BEACH
Description: Waterproof, Paint, Storage cabinets, racks supply to facilitate daily task and operations of Parking Enforcement

Projected date range: 10/01/2022 to 09/30/2023

II. Cost Summary

Cost Summary	Previous Years	FY 2022/23	FY 2023/24	FY 2024/25	FY 2025/26	FY 2026/27	Future	Total
RENOVATION	-	43,000	-	-	-	-	-	43,000
Total:	**-**	**43,000**	**-**	**-**	**-**	**-**	**-**	**43,000**

III. Fund Summary

Fund Summary	Previous Years	FY 2022/23	FY 2023/24	FY 2024/25	FY 2025/26	FY 2026/27	Future	Total
490 PARKING CAPITAL NOT BONDS	-	43,000	-	-	-	-	-	43,000
Total:	**-**	**43,000**	**-**	**-**	**-**	**-**	**-**	**43,000**

MIAMIBEACH

CITY OF MIAMI BEACH
FY 2023 - 2027 Capital Budget and 5-Year Capital Improvement Plan

I. General

42ND ST. PARKING GARAGE TRAF. COAT **PARKING**

Project Number:	63625
Department:	PROPERTY MANAGEMENT
Location:	MIDDLE BEACH
Description:	Traffic Coating of the Garage
Projected date range:	10/01/2024 to 09/30/2025

II. Cost Summary

Cost Summary	Previous Years	FY 2022/23	FY 2023/24	FY 2024/25	FY 2025/26	FY 2026/27	Future	Total
RENOVATION	-	-	-	1,824,000	-	-	-	1,824,000
Total:	**-**	**-**	**-**	**1,824,000**	**-**	**-**	**-**	**1,824,000**

III. Fund Summary

Fund Summary	Previous Years	FY 2022/23	FY 2023/24	FY 2024/25	FY 2025/26	FY 2026/27	Future	Total
490 PARKING CAPITAL NOT BONDS	-	-	-	1,824,000	-	-	-	1,824,000
Total:	**-**	**-**	**-**	**1,824,000**	**-**	**-**	**-**	**1,824,000**

MIAMIBEACH

CITY OF MIAMI BEACH
FY 2023 - 2027 Capital Budget and 5-Year Capital Improvement Plan

I. General

42TH STREET RESTROOM RENOVATION **PARKING**

Project Number:	61729
Department:	PROPERTY MANAGEMENT
Location:	MIDDLE BEACH
Description:	Full renovation of 42th Street Restroom (including fixtures, finishes and door assemblies)
Projected date range:	10/01/2026 to 09/30/2027

II. Cost Summary

Cost Summary	Previous Years	FY 2022/23	FY 2023/24	FY 2024/25	FY 2025/26	FY 2026/27	Future	Total
RENOVATION	-	-	-	-	-	93,000	-	93,000
Total:	**-**	**-**	**-**	**-**	**-**	**93,000**	**-**	**93,000**

III. Fund Summary

Fund Summary	Previous Years	FY 2022/23	FY 2023/24	FY 2024/25	FY 2025/26	FY 2026/27	Future	Total
490 PARKING CAPITAL NOT BONDS	-	-	-	-	-	93,000	-	93,000
Total:	**-**	**-**	**-**	**-**	**-**	**93,000**	**-**	**93,000**

MIAMIBEACH

CITY OF MIAMI BEACH
FY 2023 - 2027 Capital Budget and 5-Year Capital Improvement Plan

I. General

5TH & ALTON CCTV UPGRADES **PARKING**

Project Number:	68723
Department:	PARKING ADMINISTRATION
Location:	SOUTH BEACH
Description:	Camera upgrades
Projected date range:	10/01/2022 to 09/30/2023

II. Cost Summary

Cost Summary	Previous Years	FY 2022/23	FY 2023/24	FY 2024/25	FY 2025/26	FY 2026/27	Future	Total
FURNITURE, FIXTURES, EQUIPMENT	-	15,000	-	-	-	-	-	15,000
RENOVATION	-	54,405	-	-	-	-	-	54,405
Total:	**-**	**69,405**	**-**	**-**	**-**	**-**	**-**	**69,405**

III. Fund Summary

Fund Summary	Previous Years	FY 2022/23	FY 2023/24	FY 2024/25	FY 2025/26	FY 2026/27	Future	Total
481 1997 PARKING SYS. REV. BONDS	-	54,405	-	-	-	-	-	54,405
490 PARKING CAPITAL NOT BONDS	-	15,000	-	-	-	-	-	15,000
Total:	**-**	**69,405**	**-**	**-**	**-**	**-**	**-**	**69,405**

MIAMIBEACH

CITY OF MIAMI BEACH
FY 2023 - 2027 Capital Budget and 5-Year Capital Improvement Plan

I. General

5TH & ALTON ELEVATOR/ESCALATOR REPL **PARKING**

Project Number:	69023
Department:	PARKING ADMINISTRATION
Location:	SOUTH BEACH
Description:	Repairs of elevators and escalators in the garage
Projected date range:	10/01/2022 to 09/30/2023

II. Cost Summary

Cost Summary	Previous Years	FY 2022/23	FY 2023/24	FY 2024/25	FY 2025/26	FY 2026/27	Future	Total
RENOVATION	-	207,000	-	-	-	-	-	207,000
Total:	**-**	**207,000**	**-**	**-**	**-**	**-**	**-**	**207,000**

III. Fund Summary

Fund Summary	Previous Years	FY 2022/23	FY 2023/24	FY 2024/25	FY 2025/26	FY 2026/27	Future	Total
490 PARKING CAPITAL NOT BONDS	-	207,000	-	-	-	-	-	207,000
Total:	**-**	**207,000**	**-**	**-**	**-**	**-**	**-**	**207,000**

MIAMIBEACH

CITY OF MIAMI BEACH
FY 2023 - 2027 Capital Budget and 5-Year Capital Improvement Plan

I. General

5TH & ALTON ROOF DECK WATERPROOFING **PARKING**

Project Number:	68823
Department:	PARKING ADMINISTRATION
Location:	SOUTH BEACH
Description:	Waterproofing of roof deck of the garage
Projected date range:	10/01/2022 to 09/30/2023

II. Cost Summary

Cost Summary	Previous Years	FY 2022/23	FY 2023/24	FY 2024/25	FY 2025/26	FY 2026/27	Future	Total
RENOVATION	-	920,000	-	-	-	-	-	920,000
Total:	**-**	**920,000**	**-**	**-**	**-**	**-**	**-**	**920,000**

III. Fund Summary

Fund Summary	Previous Years	FY 2022/23	FY 2023/24	FY 2024/25	FY 2025/26	FY 2026/27	Future	Total
490 PARKING CAPITAL NOT BONDS	-	920,000	-	-	-	-	-	920,000
Total:	**-**	**920,000**	**-**	**-**	**-**	**-**	**-**	**920,000**

MIAMIBEACH

CITY OF MIAMI BEACH
FY 2023 - 2027 Capital Budget and 5-Year Capital Improvement Plan

I. General

BISCAYNE BEACH ADDITIONAL PARKING **PARKING**

Project Number: 21718

Department: CAPITAL IMPROVEMENT PROGRAM

Location: NORTH BEACH

Description: Description: On December 14, 2016. The Mayor and City Commission approved Resolution No. 2016-29681 authorizing the expansion of parking spaces in the Biscayne Beach Neighborhood which is generally bounded by 79th Street on the south, 85th Street on the north, Crespi Boulevard on the east; and Hawthorne Avenue on the west. The Biscayne Beach additional parking project entails the conversion of the 79th Street traffic pattern from two-way to one-way circulation and changing the existing parallel parking with 45-degree angle parking in order to gain 7 spaces; conversion of Still Water Drive southbound to a one-way street to gain 4 spaces and conversion of 5 bus bays within the neighborhood into stop bulb out to gain approximately 12 parking space. The project will create 23 additional parking spaces for the neighborhood.

Projected date range: 10/01/2017 to 12/31/2022

II. Cost Summary

Cost Summary	Previous Years	FY 2022/23	FY 2023/24	FY 2024/25	FY 2025/26	FY 2026/27	Future	Total
CONSTRUCTION	153,738	-	-	-	-	-	-	153,738
CONSTRUCTION MANAGEMENT	15,136	-	-	-	-	-	-	15,136
CONTINGENCY	15,169	-	-	-	-	-	-	15,169
DESIGN AND ENGINEERING	65,957	-	-	-	-	-	-	65,957
Total:	**250,000**	**-**	**-**	**-**	**-**	**-**	**-**	**250,000**

III. Fund Summary

Fund Summary	Previous Years	FY 2022/23	FY 2023/24	FY 2024/25	FY 2025/26	FY 2026/27	Future	Total
490 PARKING CAPITAL NOT BONDS	250,000	-	-	-	-	-	-	250,000
Total:	**250,000**	**-**	**-**	**-**	**-**	**-**	**-**	**250,000**

MIAMIBEACH

CITY OF MIAMI BEACH
FY 2023 - 2027 Capital Budget and 5-Year Capital Improvement Plan

I. General

CONVENTION CENTER GARAGE STR. ASSMT **PARKING**

Project Number:	64424
Department:	PROPERTY MANAGEMENT
Location:	SOUTH BEACH
Description:	Structural assessment with the routing and filling of numerous cracks throughout the parking decks. This is necessary to prevent water seepage that will damage the decks and possible leak into the space below
Projected date range:	10/01/2022 to 09/30/2023

II. Cost Summary

Cost Summary	Previous Years	FY 2022/23	FY 2023/24	FY 2024/25	FY 2025/26	FY 2026/27	Future	Total
RENOVATION	-	30,000	-	-	-	-	-	30,000
Total:	**-**	**30,000**	**-**	**-**	**-**	**-**	**-**	**30,000**

III. Fund Summary

Fund Summary	Previous Years	FY 2022/23	FY 2023/24	FY 2024/25	FY 2025/26	FY 2026/27	Future	Total
490 PARKING CAPITAL NOT BONDS	-	30,000	-	-	-	-	-	30,000
Total:	**-**	**30,000**	**-**	**-**	**-**	**-**	**-**	**30,000**

MIAMIBEACH

CITY OF MIAMI BEACH
FY 2023 - 2027 Capital Budget and 5-Year Capital Improvement Plan

I. General

SUNSET HARBOR PARKING GARAGE ALARM **PARKING**

Project Number:	61829
Department:	PROPERTY MANAGEMENT
Location:	SOUTH BEACH
Description:	Fire Alarm System Renewal
Projected date range:	10/01/2026 to 09/30/2027

II. Cost Summary

Cost Summary	Previous Years	FY 2022/23	FY 2023/24	FY 2024/25	FY 2025/26	FY 2026/27	Future	Total
RENOVATION	-	-	-	-	-	732,000	-	732,000
Total:	**-**	**-**	**-**	**-**	**-**	**732,000**	**-**	**732,000**

III. Fund Summary

Fund Summary	Previous Years	FY 2022/23	FY 2023/24	FY 2024/25	FY 2025/26	FY 2026/27	Future	Total
490 PARKING CAPITAL NOT BONDS	-	-	-	-	-	732,000	-	732,000
Total:	**-**	**-**	**-**	**-**	**-**	**732,000**	**-**	**732,000**

MIAMIBEACH

CITY OF MIAMI BEACH
FY 2023 - 2027 Capital Budget and 5-Year Capital Improvement Plan

I. General

SUNSET HARBOR PARKING GARAGE CAMERA **PARKING**

Project Number:	62229
Department:	PROPERTY MANAGEMENT
Location:	SOUTH BEACH
Description:	Security Cameras renewals
Projected date range:	10/01/2026 to 09/30/2027

II. Cost Summary

Cost Summary	Previous Years	FY 2022/23	FY 2023/24	FY 2024/25	FY 2025/26	FY 2026/27	Future	Total
RENOVATION	-	-	-	-	-	103,700	-	103,700
Total:	**-**	**-**	**-**	**-**	**-**	**103,700**	**-**	**103,700**

III. Fund Summary

Fund Summary	Previous Years	FY 2022/23	FY 2023/24	FY 2024/25	FY 2025/26	FY 2026/27	Future	Total
490 PARKING CAPITAL NOT BONDS	-	-	-	-	-	103,700	-	103,700
Total:	**-**	**-**	**-**	**-**	**-**	**103,700**	**-**	**103,700**

MIAMIBEACH

CITY OF MIAMI BEACH
FY 2023 - 2027 Capital Budget and 5-Year Capital Improvement Plan

I. General

SUNSET HARBOR PARKING GARAGE COAT **PARKING**

Project Number:	63426
Department:	PROPERTY MANAGEMENT
Location:	SOUTH BEACH
Description:	Traffic coating of the garage
Projected date range:	10/01/2025 to 09/30/2026

II. Cost Summary

Cost Summary	Previous Years	FY 2022/23	FY 2023/24	FY 2024/25	FY 2025/26	FY 2026/27	Future	Total
RENOVATION	-	-	-	-	2,240,000	-	-	2,240,000
Total:	**-**	**-**	**-**	**-**	**2,240,000**	**-**	**-**	**2,240,000**

III. Fund Summary

Fund Summary	Previous Years	FY 2022/23	FY 2023/24	FY 2024/25	FY 2025/26	FY 2026/27	Future	Total
490 PARKING CAPITAL NOT BONDS	-	-	-	-	2,240,000	-	-	2,240,000
Total:	**-**	**-**	**-**	**-**	**2,240,000**	**-**	**-**	**2,240,000**

MIAMIBEACH

CITY OF MIAMI BEACH
FY 2023 - 2027 Capital Budget and 5-Year Capital Improvement Plan

I. General

SUNSET HARBOR PARKING GARAGE DRAIN **PARKING**

Project Number:	69923
Department:	PROPERTY MANAGEMENT
Location:	SOUTH BEACH
Description:	NW Corner has ponding water, an additional drain needs to be put in place, this project requires engineering
Projected date range:	10/01/2022 to 09/30/2023

II. Cost Summary

Cost Summary	Previous Years	FY 2022/23	FY 2023/24	FY 2024/25	FY 2025/26	FY 2026/27	Future	Total
RENOVATION	-	37,000	-	-	-	-	-	37,000
Total:	**-**	**37,000**	**-**	**-**	**-**	**-**	**-**	**37,000**

III. Fund Summary

Fund Summary	Previous Years	FY 2022/23	FY 2023/24	FY 2024/25	FY 2025/26	FY 2026/27	Future	Total
490 PARKING CAPITAL NOT BONDS	-	37,000	-	-	-	-	-	37,000
Total:	**-**	**37,000**	**-**	**-**	**-**	**-**	**-**	**37,000**

MIAMIBEACH

CITY OF MIAMI BEACH
FY 2023 - 2027 Capital Budget and 5-Year Capital Improvement Plan

I. General

SUNSET HARBOR PARKING GARAGE GENER. **PARKING**

Project Number:	63326
Department:	PROPERTY MANAGEMENT
Location:	SOUTH BEACH
Description:	General paint of the garage
Projected date range:	10/01/2025 to 09/30/2026

II. Cost Summary

Cost Summary	Previous Years	FY 2022/23	FY 2023/24	FY 2024/25	FY 2025/26	FY 2026/27	Future	Total
RENOVATION	-	-	-	-	224,000	-	-	224,000
Total:	**-**	**-**	**-**	**-**	**224,000**	**-**	**-**	**224,000**

III. Fund Summary

Fund Summary	Previous Years	FY 2022/23	FY 2023/24	FY 2024/25	FY 2025/26	FY 2026/27	Future	Total
490 PARKING CAPITAL NOT BONDS	-	-	-	-	224,000	-	-	224,000
Total:	**-**	**-**	**-**	**-**	**224,000**	**-**	**-**	**224,000**

MIAMIBEACH

CITY OF MIAMI BEACH
FY 2023 - 2027 Capital Budget and 5-Year Capital Improvement Plan

I. General

SUNSET HARBOR PARKING GARAGE PUMP **PARKING**

Project Number:	61929
Department:	PROPERTY MANAGEMENT
Location:	SOUTH BEACH
Description:	Fire Pump Replacement
Projected date range:	10/01/2026 to 09/30/2027

II. Cost Summary

Cost Summary	Previous Years	FY 2022/23	FY 2023/24	FY 2024/25	FY 2025/26	FY 2026/27	Future	Total
RENOVATION	-	-	-	-	-	2,074,000	-	2,074,000
Total:	**-**	**-**	**-**	**-**	**-**	**2,074,000**	**-**	**2,074,000**

III. Fund Summary

Fund Summary	Previous Years	FY 2022/23	FY 2023/24	FY 2024/25	FY 2025/26	FY 2026/27	Future	Total
490 PARKING CAPITAL NOT BONDS	-	-	-	-	-	2,074,000	-	2,074,000
Total:	**-**	**-**	**-**	**-**	**-**	**2,074,000**	**-**	**2,074,000**

MIAMIBEACH

CITY OF MIAMI BEACH
FY 2023 - 2027 Capital Budget and 5-Year Capital Improvement Plan

I. General

SUNSET HARBOR PARKING GARAGE SCREEN **PARKING**

Project Number:	62129
Department:	PROPERTY MANAGEMENT
Location:	SOUTH BEACH
Description:	Maintenance of existing metal screens in garage façade
Projected date range:	10/01/2026 to 09/30/2027

II. Cost Summary

Cost Summary	Previous Years	FY 2022/23	FY 2023/24	FY 2024/25	FY 2025/26	FY 2026/27	Future	Total
RENOVATION	-	-	-	-	-	403,200	-	403,200
Total:	**-**	**-**	**-**	**-**	**-**	**403,200**	**-**	**403,200**

III. Fund Summary

Fund Summary	Previous Years	FY 2022/23	FY 2023/24	FY 2024/25	FY 2025/26	FY 2026/27	Future	Total
490 PARKING CAPITAL NOT BONDS	-	-	-	-	-	403,200	-	403,200
Total:	**-**	**-**	**-**	**-**	**-**	**403,200**	**-**	**403,200**

MIAMIBEACH

CITY OF MIAMI BEACH
FY 2023 - 2027 Capital Budget and 5-Year Capital Improvement Plan

I. General

SUNSET HARBOR PARKING GARAGE SPRINL **PARKING**

Project Number:	62029
Department:	PROPERTY MANAGEMENT
Location:	SOUTH BEACH
Description:	Fire Sprinkler Replacement Renewal
Projected date range:	10/01/2026 to 09/30/2027

II. Cost Summary

Cost Summary	Previous Years	FY 2022/23	FY 2023/24	FY 2024/25	FY 2025/26	FY 2026/27	Future	Total
RENOVATION	-	-	-	-	-	439,200	-	439,200
Total:	**-**	**-**	**-**	**-**	**-**	**439,200**	**-**	**439,200**

III. Fund Summary

Fund Summary	Previous Years	FY 2022/23	FY 2023/24	FY 2024/25	FY 2025/26	FY 2026/27	Future	Total
490 PARKING CAPITAL NOT BONDS	-	-	-	-	-	439,200	-	439,200
Total:	**-**	**-**	**-**	**-**	**-**	**439,200**	**-**	**439,200**

MIAMIBEACH

CITY OF MIAMI BEACH
FY 2023 - 2027 Capital Budget and 5-Year Capital Improvement Plan

I. General

SUNSET HARBOR PARKING GARAGE TRENCH **PARKING**

Project Number:	69823
Department:	PROPERTY MANAGEMENT
Location:	SOUTH BEACH
Description:	Trench drains on roof deck & the floor below deck need to be removed resealed, and replaced.
Projected date range:	10/01/2022 to 09/30/2023

II. Cost Summary

Cost Summary	Previous Years	FY 2022/23	FY 2023/24	FY 2024/25	FY 2025/26	FY 2026/27	Future	Total
RENOVATION	-	37,000	-	-	-	-	-	37,000
Total:	**-**	**37,000**	**-**	**-**	**-**	**-**	**-**	**37,000**

III. Fund Summary

Fund Summary	Previous Years	FY 2022/23	FY 2023/24	FY 2024/25	FY 2025/26	FY 2026/27	Future	Total
490 PARKING CAPITAL NOT BONDS	-	37,000	-	-	-	-	-	37,000
Total:	**-**	**37,000**	**-**	**-**	**-**	**-**	**-**	**37,000**

MIAMIBEACH

CITY OF MIAMI BEACH
FY 2023 - 2027 Capital Budget and 5-Year Capital Improvement Plan

I. General

12 ST. PARKING GARAGE FIRE ALARM **PARKING GARAGES**

Project Number:	66121
Department:	PROPERTY MANAGEMENT
Location:	SOUTH BEACH
Description:	At current, the 12th St. Parking Garage does not have a fire alarm system installed. After upgrading the elevator the Fire Marshall has requested that the garage be updated to meet current NFPA Code. The projects below have been completed with savings.
Projected date range:	08/01/2021 to 12/31/2022

II. Cost Summary

Cost Summary	Previous Years	FY 2022/23	FY 2023/24	FY 2024/25	FY 2025/26	FY 2026/27	Future	Total
INTERNAL CHARGEBACK	1,133	-	-	-	-	-	-	1,133
MACHINERY & EQUIPMENT	48,867	-	-	-	-	-	-	48,867
Total:	**50,000**	**-**	**-**	**-**	**-**	**-**	**-**	**50,000**

III. Fund Summary

Fund Summary	Previous Years	FY 2022/23	FY 2023/24	FY 2024/25	FY 2025/26	FY 2026/27	Future	Total
490 PARKING CAPITAL NOT BONDS	50,000	-	-	-	-	-	-	50,000
Total:	**50,000**	**-**	**-**	**-**	**-**	**-**	**-**	**50,000**

MIAMIBEACH

CITY OF MIAMI BEACH
FY 2023 - 2027 Capital Budget and 5-Year Capital Improvement Plan

I. General

12TH ST GARAGE- INT. FLOOR DRAINAGE **PARKING GARAGES**

Project Number:	60522
Department:	PROPERTY MANAGEMENT
Location:	SOUTH BEACH
Description:	12th street garage-renewal interior floor drainage piping
Projected date range:	10/01/2021 to 12/31/2022

II. Cost Summary

Cost Summary	Previous Years	FY 2022/23	FY 2023/24	FY 2024/25	FY 2025/26	FY 2026/27	Future	Total
CONTRACTED SERVICES REPAIR	45,000	-	-	-	-	-	-	45,000
Total:	**45,000**	**-**	**-**	**-**	**-**	**-**	**-**	**45,000**

III. Fund Summary

Fund Summary	Previous Years	FY 2022/23	FY 2023/24	FY 2024/25	FY 2025/26	FY 2026/27	Future	Total
490 PARKING CAPITAL NOT BONDS	45,000	-	-	-	-	-	-	45,000
Total:	**45,000**	**-**	**-**	**-**	**-**	**-**	**-**	**45,000**

MIAMIBEACH

CITY OF MIAMI BEACH
FY 2023 - 2027 Capital Budget and 5-Year Capital Improvement Plan

I. General

12TH ST GARAGE-STAIRWELL DOOR **PARKING GARAGES**

Project Number:	61123
Department:	PROPERTY MANAGEMENT
Location:	SOUTH BEACH
Description:	12th street garage-stairwell door renewal
Projected date range:	10/01/2022 to 09/30/2023

II. Cost Summary

Cost Summary	Previous Years	FY 2022/23	FY 2023/24	FY 2024/25	FY 2025/26	FY 2026/27	Future	Total
CONTRACTED SERVICES REPAIR	-	32,000	-	-	-	-	-	32,000
Total:	**-**	**32,000**	**-**	**-**	**-**	**-**	**-**	**32,000**

III. Fund Summary

Fund Summary	Previous Years	FY 2022/23	FY 2023/24	FY 2024/25	FY 2025/26	FY 2026/27	Future	Total
490 PARKING CAPITAL NOT BONDS	-	32,000	-	-	-	-	-	32,000
Total:	**-**	**32,000**	**-**	**-**	**-**	**-**	**-**	**32,000**

MIAMIBEACH

CITY OF MIAMI BEACH
FY 2023 - 2027 Capital Budget and 5-Year Capital Improvement Plan

I. General

12TH ST. GARAGE-STAIRWELL RAILING **PARKING GARAGES**

Project Number:	61223
Department:	PROPERTY MANAGEMENT
Location:	SOUTH BEACH
Description:	12TH Street garage-stairwell railing replacement
Projected date range:	10/01/2022 to 09/30/2023

II. Cost Summary

Cost Summary	Previous Years	FY 2022/23	FY 2023/24	FY 2024/25	FY 2025/26	FY 2026/27	Future	Total
CONTRACTED SERVICES REPAIR	-	25,000	-	-	-	-	-	25,000
Total:	**-**	**25,000**	**-**	**-**	**-**	**-**	**-**	**25,000**

III. Fund Summary

Fund Summary	Previous Years	FY 2022/23	FY 2023/24	FY 2024/25	FY 2025/26	FY 2026/27	Future	Total
490 PARKING CAPITAL NOT BONDS	-	25,000	-	-	-	-	-	25,000
Total:	**-**	**25,000**	**-**	**-**	**-**	**-**	**-**	**25,000**

MIAMIBEACH

CITY OF MIAMI BEACH
FY 2023 - 2027 Capital Budget and 5-Year Capital Improvement Plan

I. General

12TH STREET GARAGE ROOF AND DECK **PARKING GARAGES**

Project Number: 62418
Department: PROPERTY MANAGEMENT
Location: SOUTH BEACH
Description: Application of a traffic coating to all ramps and decks to protect surface. The unsealed, porous decks and ramps score very poorly in the city's cleanliness assessment.

Projected date range: 10/01/2017 to 12/31/2022

II. Cost Summary

Cost Summary	Previous Years	FY 2022/23	FY 2023/24	FY 2024/25	FY 2025/26	FY 2026/27	Future	Total
CONTRACTED SERVICES REPAIR	299,806	-	-	-	-	-	-	299,806
Total:	**299,806**	**-**	**-**	**-**	**-**	**-**	**-**	**299,806**

III. Fund Summary

Fund Summary	Previous Years	FY 2022/23	FY 2023/24	FY 2024/25	FY 2025/26	FY 2026/27	Future	Total
486 2010 PARKING BONDS 2010-27491	299,806	-	-	-	-	-	-	299,806
Total:	**299,806**	**-**	**-**	**-**	**-**	**-**	**-**	**299,806**

MIAMIBEACH

CITY OF MIAMI BEACH
FY 2023 - 2027 Capital Budget and 5-Year Capital Improvement Plan

I. General

12TH STREET GARAGE-ROOF RENEWAL **PARKING GARAGES**

Project Number:	67618
Department:	PROPERTY MANAGEMENT
Location:	SOUTH BEACH
Description:	12th street parking garage roof renewal
Projected date range:	10/01/2019 to 12/31/2022

II. Cost Summary

Cost Summary	Previous Years	FY 2022/23	FY 2023/24	FY 2024/25	FY 2025/26	FY 2026/27	Future	Total
CONTRACTED SERVICES REPAIR	64,000	-	-	-	-	-	-	64,000
Total:	**64,000**	**-**	**-**	**-**	**-**	**-**	**-**	**64,000**

III. Fund Summary

Fund Summary	Previous Years	FY 2022/23	FY 2023/24	FY 2024/25	FY 2025/26	FY 2026/27	Future	Total
490 PARKING CAPITAL NOT BONDS	64,000	-	-	-	-	-	-	64,000
Total:	**64,000**	**-**	**-**	**-**	**-**	**-**	**-**	**64,000**

MIAMIBEACH

CITY OF MIAMI BEACH
FY 2023 - 2027 Capital Budget and 5-Year Capital Improvement Plan

I. General

12TH STREET OVERHEAD GATE RENEWAL **PARKING GARAGES**

Project Number: 62223

Department: PROPERTY MANAGEMENT

Location: SOUTH BEACH

Description: The overhead coiling gate at the garage entrance is beyond useful life as determined by the latest VFA facilities assessment. This includes the electric operator as well as the coiling grills. The system in its current condition will not allow proper closure of the garage leaving it open and creating a security risk.

Projected date range: 10/01/2022 to 09/30/2023

II. Cost Summary

Cost Summary	Previous Years	FY 2022/23	FY 2023/24	FY 2024/25	FY 2025/26	FY 2026/27	Future	Total
CONTRACTED SERVICES REPAIR	-	62,000	-	-	-	-	-	62,000
Total:	**-**	**62,000**	**-**	**-**	**-**	**-**	**-**	**62,000**

III. Fund Summary

Fund Summary	Previous Years	FY 2022/23	FY 2023/24	FY 2024/25	FY 2025/26	FY 2026/27	Future	Total
490 PARKING CAPITAL NOT BONDS	-	62,000	-	-	-	-	-	62,000
Total:	**-**	**62,000**	**-**	**-**	**-**	**-**	**-**	**62,000**

MIAMIBEACH

CITY OF MIAMI BEACH
FY 2023 - 2027 Capital Budget and 5-Year Capital Improvement Plan

I. General

13TH ST GARAGE FIRE ALARM **PARKING GARAGES**

Project Number:	60130
Department:	PROPERTY MANAGEMENT
Location:	SOUTH BEACH
Description:	FIRE ALARM REPLACEMENT - Replace fire alarm to comply with code requirements.
Projected date range:	10/01/2015 to 12/31/2022

II. Cost Summary

Cost Summary	Previous Years	FY 2022/23	FY 2023/24	FY 2024/25	FY 2025/26	FY 2026/27	Future	Total
EQUIPMENT	16,385	-	-	-	-	-	-	16,385
OTHER CONTRACTUAL SERVICES	30,195	-	-	-	-	-	-	30,195
Total:	**46,580**	**-**	**-**	**-**	**-**	**-**	**-**	**46,580**

III. Fund Summary

Fund Summary	Previous Years	FY 2022/23	FY 2023/24	FY 2024/25	FY 2025/26	FY 2026/27	Future	Total
480 PARKING OPERATIONS FUND	46,580	-	-	-	-	-	-	46,580
Total:	**46,580**	**-**	**-**	**-**	**-**	**-**	**-**	**46,580**

MIAMIBEACH

CITY OF MIAMI BEACH
FY 2023 - 2027 Capital Budget and 5-Year Capital Improvement Plan

I. General

13TH ST. GARAGE-STAIRWELL RAILING **PARKING GARAGES**

Project Number:	61317
Department:	PROPERTY MANAGEMENT
Location:	SOUTH BEACH
Description:	The guardrails at the elevator lobbies and throughout the stairwells are rusted and deteriorated. This has reduced the strength capabilities of the handrails, in addition to not being code compliant.
Projected date range:	10/01/2021 to 12/31/2022

II. Cost Summary

Cost Summary	Previous Years	FY 2022/23	FY 2023/24	FY 2024/25	FY 2025/26	FY 2026/27	Future	Total
CONTRACTED SERVICES REPAIR	50,000	-	-	-	-	-	-	50,000
Total:	**50,000**	**-**	**-**	**-**	**-**	**-**	**-**	**50,000**

III. Fund Summary

Fund Summary	Previous Years	FY 2022/23	FY 2023/24	FY 2024/25	FY 2025/26	FY 2026/27	Future	Total
490 PARKING CAPITAL NOT BONDS	50,000	-	-	-	-	-	-	50,000
Total:	**50,000**	**-**	**-**	**-**	**-**	**-**	**-**	**50,000**

MIAMIBEACH

CITY OF MIAMI BEACH
FY 2023 - 2027 Capital Budget and 5-Year Capital Improvement Plan

I. General

13TH STREET GARAGE - WATER SYSTEM **PARKING GARAGES**

Project Number:	64419
Department:	PROPERTY MANAGEMENT
Location:	SOUTH BEACH
Description:	This will allow for control of the water system and the inclusion of a backflow preventer. It will also provide protection to the piping from external forces.
Projected date range:	10/01/2018 to 12/31/2022

II. Cost Summary

Cost Summary	Previous Years	FY 2022/23	FY 2023/24	FY 2024/25	FY 2025/26	FY 2026/27	Future	Total
CONTRACTED SERVICES REPAIR	29,773	-	-	-	-	-	-	29,773
PROFESSIONAL SERVICES	3,227	-	-	-	-	-	-	3,227
Total:	**33,000**	**-**	**-**	**-**	**-**	**-**	**-**	**33,000**

III. Fund Summary

Fund Summary	Previous Years	FY 2022/23	FY 2023/24	FY 2024/25	FY 2025/26	FY 2026/27	Future	Total
490 PARKING CAPITAL NOT BONDS	33,000	-	-	-	-	-	-	33,000
Total:	**33,000**	**-**	**-**	**-**	**-**	**-**	**-**	**33,000**

MIAMIBEACH

CITY OF MIAMI BEACH
FY 2023 - 2027 Capital Budget and 5-Year Capital Improvement Plan

I. General

13TH STREET GARAGE LIGHTING (LED) **PARKING GARAGES**

Project Number: 62218
Department: PROPERTY MANAGEMENT
Location: SOUTH BEACH
Description: Replacement of inefficient lighting system with a high efficiency LED system that will provide a safer well lit interior environment in the garage.

Projected date range: 10/01/2017 to 12/31/2022

II. Cost Summary

Cost Summary	Previous Years	FY 2022/23	FY 2023/24	FY 2024/25	FY 2025/26	FY 2026/27	Future	Total
OTHER CONTRACTUAL SERVICES	175,000	-	-	-	-	-	-	175,000
Total:	**175,000**	**-**	**-**	**-**	**-**	**-**	**-**	**175,000**

III. Fund Summary

Fund Summary	Previous Years	FY 2022/23	FY 2023/24	FY 2024/25	FY 2025/26	FY 2026/27	Future	Total
490 PARKING CAPITAL NOT BONDS	175,000	-	-	-	-	-	-	175,000
Total:	**175,000**	**-**	**-**	**-**	**-**	**-**	**-**	**175,000**

MIAMIBEACH

CITY OF MIAMI BEACH
FY 2023 - 2027 Capital Budget and 5-Year Capital Improvement Plan

I. General

13TH STREET GARAGE NEON RENEWAL **PARKING GARAGES**

Project Number: 62522

Department: PROPERTY MANAGEMENT

Location: SOUTH BEACH

Description: This garage is home to two iconic neon signs, one over the entrance (Municipal Parking) and one on the Collins Avenue side (Parking) they are both in substantial need of refurbishment. The City will also seek a more Eco-friendly alternative that will provide the same look as what the neon gases provide.

Projected date range: 10/01/2021 to 12/31/2022

II. Cost Summary

Cost Summary	Previous Years	FY 2022/23	FY 2023/24	FY 2024/25	FY 2025/26	FY 2026/27	Future	Total
CONTRACTED SERVICES REPAIR	67,000	-	-	-	-	-	-	67,000
Total:	**67,000**	**-**	**-**	**-**	**-**	**-**	**-**	**67,000**

III. Fund Summary

Fund Summary	Previous Years	FY 2022/23	FY 2023/24	FY 2024/25	FY 2025/26	FY 2026/27	Future	Total
486 2010 PARKING BONDS 2010-27491	67,000	-	-	-	-	-	-	67,000
Total:	**67,000**	**-**	**-**	**-**	**-**	**-**	**-**	**67,000**

MIAMIBEACH

CITY OF MIAMI BEACH
FY 2023 - 2027 Capital Budget and 5-Year Capital Improvement Plan

I. General

13TH STREET GARAGE-40YR CERT. **PARKING GARAGES**

Project Number:	63321
Department:	PROPERTY MANAGEMENT
Location:	SOUTH BEACH
Description:	13th street garage-40yr certification
Projected date range:	10/01/2020 to 12/31/2022

II. Cost Summary

Cost Summary	Previous Years	FY 2022/23	FY 2023/24	FY 2024/25	FY 2025/26	FY 2026/27	Future	Total
CONTRACTED SERVICES REPAIR	282,000	-	-	-	-	-	-	282,000
PROFESSIONAL SERVICES	18,000	-	-	-	-	-	-	18,000
Total:	**300,000**	**-**	**-**	**-**	**-**	**-**	**-**	**300,000**

III. Fund Summary

Fund Summary	Previous Years	FY 2022/23	FY 2023/24	FY 2024/25	FY 2025/26	FY 2026/27	Future	Total
486 2010 PARKING BONDS 2010-27491	300,000	-	-	-	-	-	-	300,000
Total:	**300,000**	**-**	**-**	**-**	**-**	**-**	**-**	**300,000**

MIAMIBEACH

CITY OF MIAMI BEACH
FY 2023 - 2027 Capital Budget and 5-Year Capital Improvement Plan

I. General

13TH STREET PARKING GARAGE COATING **PARKING GARAGES**

Project Number:	60120
Department:	PROPERTY MANAGEMENT
Location:	SOUTH BEACH
Description:	13th street Parking Garage roof and parking deck coating.
Projected date range:	10/01/2019 to 12/31/2022

II. Cost Summary

Cost Summary	Previous Years	FY 2022/23	FY 2023/24	FY 2024/25	FY 2025/26	FY 2026/27	Future	Total
CONTRACTED SERVICES REPAIR	800,000	-	-	-	-	-	-	800,000
Total:	**800,000**	**-**	**-**	**-**	**-**	**-**	**-**	**800,000**

III. Fund Summary

Fund Summary	Previous Years	FY 2022/23	FY 2023/24	FY 2024/25	FY 2025/26	FY 2026/27	Future	Total
486 2010 PARKING BONDS 2010-27491	800,000	-	-	-	-	-	-	800,000
Total:	**800,000**	**-**	**-**	**-**	**-**	**-**	**-**	**800,000**

MIAMIBEACH

CITY OF MIAMI BEACH
FY 2023 - 2027 Capital Budget and 5-Year Capital Improvement Plan

I. General

16 ST. GARAGE BUILDING JOINT REPLAC **PARKING GARAGES**

Project Number:	68623
Department:	PROPERTY MANAGEMENT
Location:	SOUTH BEACH
Description:	Replace the second floor, east side, building joint. Building joint is starting to leak
Projected date range:	10/01/2022 to 09/30/2023

II. Cost Summary

Cost Summary	Previous Years	FY 2022/23	FY 2023/24	FY 2024/25	FY 2025/26	FY 2026/27	Future	Total
RENOVATION	-	36,000	-	-	-	-	-	36,000
Total:	**-**	**36,000**	**-**	**-**	**-**	**-**	**-**	**36,000**

III. Fund Summary

Fund Summary	Previous Years	FY 2022/23	FY 2023/24	FY 2024/25	FY 2025/26	FY 2026/27	Future	Total
463 RDA- GARAGE FUND	-	36,000	-	-	-	-	-	36,000
Total:	**-**	**36,000**	**-**	**-**	**-**	**-**	**-**	**36,000**

MIAMIBEACH

CITY OF MIAMI BEACH
FY 2023 - 2027 Capital Budget and 5-Year Capital Improvement Plan

I. General

16TH ST GARAGE-EXTERIOR RENEWAL **PARKING GARAGES**

Project Number:	21124
Department:	PROPERTY MANAGEMENT
Location:	SOUTH BEACH
Description:	16th street garage-exterior renewal/retail roof.
Projected date range:	10/01/2023 to 09/30/2025

II. Cost Summary

Cost Summary	Previous Years	FY 2022/23	FY 2023/24	FY 2024/25	FY 2025/26	FY 2026/27	Future	Total
CONSTRUCTION	-	-	400,000	-	-	-	-	400,000
Total:	**-**	**-**	**400,000**	**-**	**-**	**-**	**-**	**400,000**

III. Fund Summary

Fund Summary	Previous Years	FY 2022/23	FY 2023/24	FY 2024/25	FY 2025/26	FY 2026/27	Future	Total
463 RDA- GARAGE FUND	-	-	400,000	-	-	-	-	400,000
Total:	**-**	**-**	**400,000**	**-**	**-**	**-**	**-**	**400,000**

MIAMIBEACH

CITY OF MIAMI BEACH
FY 2023 - 2027 Capital Budget and 5-Year Capital Improvement Plan

I. General

16TH ST GARAGE-PLUMBING SYSTEM UPD. **PARKING GARAGES**

Project Number:	60023
Department:	PROPERTY MANAGEMENT
Location:	SOUTH BEACH
Description:	16th street garage-domestic water distribution
Projected date range:	10/01/2022 to 09/30/2023

II. Cost Summary

Cost Summary	Previous Years	FY 2022/23	FY 2023/24	FY 2024/25	FY 2025/26	FY 2026/27	Future	Total
CONTRACTED SERVICES REPAIR	-	75,000	-	-	-	-	-	75,000
Total:	**-**	**75,000**	**-**	**-**	**-**	**-**	**-**	**75,000**

III. Fund Summary

Fund Summary	Previous Years	FY 2022/23	FY 2023/24	FY 2024/25	FY 2025/26	FY 2026/27	Future	Total
463 RDA- GARAGE FUND	-	75,000	-	-	-	-	-	75,000
Total:	**-**	**75,000**	**-**	**-**	**-**	**-**	**-**	**75,000**

MIAMIBEACH

CITY OF MIAMI BEACH
FY 2023 - 2027 Capital Budget and 5-Year Capital Improvement Plan

I. General

16TH ST. GRG.-EXT. PAINT & WATERPRF **PARKING GARAGES**

Project Number:	67922
Department:	PROPERTY MANAGEMENT
Location:	SOUTH BEACH
Description:	Painting and waterproofing the exterior of Anchor Garage, inclusive of all façade areas not covered in stone. Stone will be pressured washed and sealed.
Projected date range:	10/01/2021 to 12/31/2022

II. Cost Summary

Cost Summary	Previous Years	FY 2022/23	FY 2023/24	FY 2024/25	FY 2025/26	FY 2026/27	Future	Total
CONSTRUCTION	550,000	-	-	-	-	-	-	550,000
Total:	**550,000**	**-**	**-**	**-**	**-**	**-**	**-**	**550,000**

III. Fund Summary

Fund Summary	Previous Years	FY 2022/23	FY 2023/24	FY 2024/25	FY 2025/26	FY 2026/27	Future	Total
463 RDA- GARAGE FUND	550,000	-	-	-	-	-	-	550,000
Total:	**550,000**	**-**	**-**	**-**	**-**	**-**	**-**	**550,000**

MIAMIBEACH

CITY OF MIAMI BEACH
FY 2023 - 2027 Capital Budget and 5-Year Capital Improvement Plan

I. General

16TH ST. PARKING GARAGE AC CONDENS. **PARKING GARAGES**

Project Number:	64224
Department:	PROPERTY MANAGEMENT
Location:	SOUTH BEACH
Description:	Replacement of AC Condensing unit
Projected date range:	10/01/2023 to 09/30/2024

II. Cost Summary

Cost Summary	Previous Years	FY 2022/23	FY 2023/24	FY 2024/25	FY 2025/26	FY 2026/27	Future	Total
RENOVATION	-	-	87,840	-	-	-	-	87,840
Total:	**-**	**-**	**87,840**	**-**	**-**	**-**	**-**	**87,840**

III. Fund Summary

Fund Summary	Previous Years	FY 2022/23	FY 2023/24	FY 2024/25	FY 2025/26	FY 2026/27	Future	Total
463 RDA- GARAGE FUND	-	-	87,840	-	-	-	-	87,840
Total:	**-**	**-**	**87,840**	**-**	**-**	**-**	**-**	**87,840**

MIAMIBEACH

CITY OF MIAMI BEACH
FY 2023 - 2027 Capital Budget and 5-Year Capital Improvement Plan

I. General

16TH ST. PARKING GARAGE ELECTRICAL **PARKING GARAGES**

Project Number:	65028
Department:	PROPERTY MANAGEMENT
Location:	SOUTH BEACH
Description:	Rewiring Electrical Equipment and Devices, Includes lighting
Projected date range:	10/01/2027 to 09/30/2028

II. Cost Summary

Cost Summary	Previous Years	FY 2022/23	FY 2023/24	FY 2024/25	FY 2025/26	FY 2026/27	Future	Total
FUTURE	-	-	-	-	-	-	244,000	244,000
Total:	**-**	**-**	**-**	**-**	**-**	**-**	**244,000**	**244,000**

III. Fund Summary

Fund Summary	Previous Years	FY 2022/23	FY 2023/24	FY 2024/25	FY 2025/26	FY 2026/27	Future	Total
FUTURE	-	-	-	-	-	-	244,000	244,000
Total:	**-**	**-**	**-**	**-**	**-**	**-**	**244,000**	**244,000**

MIAMIBEACH

CITY OF MIAMI BEACH
FY 2023 - 2027 Capital Budget and 5-Year Capital Improvement Plan

I. General

16TH ST. PARKING GARAGE ELECTRICAL **PARKING GARAGES**

Project Number:	65128
Department:	PROPERTY MANAGEMENT
Location:	SOUTH BEACH
Description:	Replacement of Electrical Distribution and Feeders
Projected date range:	10/01/2027 to 09/30/2028

II. Cost Summary

Cost Summary	Previous Years	FY 2022/23	FY 2023/24	FY 2024/25	FY 2025/26	FY 2026/27	Future	Total
FUTURE	-	-	-	-	-	-	306,220	306,220
Total:	**-**	**-**	**-**	**-**	**-**	**-**	**306,220**	**306,220**

III. Fund Summary

Fund Summary	Previous Years	FY 2022/23	FY 2023/24	FY 2024/25	FY 2025/26	FY 2026/27	Future	Total
FUTURE	-	-	-	-	-	-	306,220	306,220
Total:	**-**	**-**	**-**	**-**	**-**	**-**	**306,220**	**306,220**

MIAMIBEACH

CITY OF MIAMI BEACH
FY 2023 - 2027 Capital Budget and 5-Year Capital Improvement Plan

I. General

16TH ST. PARKING GARAGE ELEVATOR **PARKING GARAGES**

Project Number:	68423
Department:	PROPERTY MANAGEMENT
Location:	SOUTH BEACH
Description:	Replace flooring and lighting
Projected date range:	10/01/2022 to 09/30/2023

II. Cost Summary

Cost Summary	Previous Years	FY 2022/23	FY 2023/24	FY 2024/25	FY 2025/26	FY 2026/27	Future	Total
RENOVATION	-	37,000	-	-	-	-	-	37,000
Total:	**-**	**37,000**	**-**	**-**	**-**	**-**	**-**	**37,000**

III. Fund Summary

Fund Summary	Previous Years	FY 2022/23	FY 2023/24	FY 2024/25	FY 2025/26	FY 2026/27	Future	Total
463 RDA- GARAGE FUND	-	37,000	-	-	-	-	-	37,000
Total:	**-**	**37,000**	**-**	**-**	**-**	**-**	**-**	**37,000**

MIAMIBEACH

CITY OF MIAMI BEACH
FY 2023 - 2027 Capital Budget and 5-Year Capital Improvement Plan

I. General

16TH ST. PARKING GARAGE EXIT SIGNS **PARKING GARAGES**

Project Number:	65328
Department:	PROPERTY MANAGEMENT
Location:	SOUTH BEACH
Description:	Replacement of exit signs
Projected date range:	10/01/2026 to 09/30/2027

II. Cost Summary

Cost Summary	Previous Years	FY 2022/23	FY 2023/24	FY 2024/25	FY 2025/26	FY 2026/27	Future	Total
RENOVATION	-	-	-	-	-	87,840	-	87,840
Total:	**-**	**-**	**-**	**-**	**-**	**87,840**	**-**	**87,840**

III. Fund Summary

Fund Summary	Previous Years	FY 2022/23	FY 2023/24	FY 2024/25	FY 2025/26	FY 2026/27	Future	Total
463 RDA- GARAGE FUND	-	-	-	-	-	87,840	-	87,840
Total:	**-**	**-**	**-**	**-**	**-**	**87,840**	**-**	**87,840**

MIAMIBEACH

CITY OF MIAMI BEACH
FY 2023 - 2027 Capital Budget and 5-Year Capital Improvement Plan

I. General

16TH ST. PARKING GARAGE GENERAL PAINTING **PARKING GARAGES**

Project Number:	60129
Department:	PROPERTY MANAGEMENT
Location:	SOUTH BEACH
Description:	General Painting
Projected date range:	10/01/2027 to 09/30/2028

II. Cost Summary

Cost Summary	Previous Years	FY 2022/23	FY 2023/24	FY 2024/25	FY 2025/26	FY 2026/27	Future	Total
FUTURE	-	-	-	-	-	-	183,000	183,000
Total:	**-**	**-**	**-**	**-**	**-**	**-**	**183,000**	**183,000**

III. Fund Summary

Fund Summary	Previous Years	FY 2022/23	FY 2023/24	FY 2024/25	FY 2025/26	FY 2026/27	Future	Total
FUTURE	-	-	-	-	-	-	183,000	183,000
Total:	**-**	**-**	**-**	**-**	**-**	**-**	**183,000**	**183,000**

MIAMIBEACH

CITY OF MIAMI BEACH
FY 2023 - 2027 Capital Budget and 5-Year Capital Improvement Plan

I. General

16TH ST. PARKING GARAGE GENERATOR **PARKING GARAGES**

Project Number:	65228
Department:	PROPERTY MANAGEMENT
Location:	SOUTH BEACH
Description:	Generator Replacement
Projected date range:	10/01/2025 to 09/30/2026

II. Cost Summary

Cost Summary	Previous Years	FY 2022/23	FY 2023/24	FY 2024/25	FY 2025/26	FY 2026/27	Future	Total
RENOVATION	-	-	-	-	274,500	-	-	274,500
Total:	**-**	**-**	**-**	**-**	**274,500**	**-**	**-**	**274,500**

III. Fund Summary

Fund Summary	Previous Years	FY 2022/23	FY 2023/24	FY 2024/25	FY 2025/26	FY 2026/27	Future	Total
463 RDA- GARAGE FUND	-	-	-	-	274,500	-	-	274,500
Total:	**-**	**-**	**-**	**-**	**274,500**	**-**	**-**	**274,500**

MIAMIBEACH

CITY OF MIAMI BEACH
FY 2023 - 2027 Capital Budget and 5-Year Capital Improvement Plan

I. General

16TH ST. PARKING GARAGE HM DOORS REPLACEMENT **PARKING GARAGES**

Project Number:	62525
Department:	PROPERTY MANAGEMENT
Location:	SOUTH BEACH
Description:	Replacement of HM Doors
Projected date range:	10/01/2024 to 09/30/2025

II. Cost Summary

Cost Summary	Previous Years	FY 2022/23	FY 2023/24	FY 2024/25	FY 2025/26	FY 2026/27	Future	Total
RENOVATION	-	-	-	79,300	-	-	-	79,300
Total:	**-**	**-**	**-**	**79,300**	**-**	**-**	**-**	**79,300**

III. Fund Summary

Fund Summary	Previous Years	FY 2022/23	FY 2023/24	FY 2024/25	FY 2025/26	FY 2026/27	Future	Total
463 RDA- GARAGE FUND	-	-	-	79,300	-	-	-	79,300
Total:	**-**	**-**	**-**	**79,300**	**-**	**-**	**-**	**79,300**

MIAMIBEACH

CITY OF MIAMI BEACH
FY 2023 - 2027 Capital Budget and 5-Year Capital Improvement Plan

I. General

16TH ST. PARKING GARAGE PIPE BOLLARD **PARKING GARAGES**

Project Number:	60229
Department:	PROPERTY MANAGEMENT
Location:	SOUTH BEACH
Description:	Renewal of Pipe Bollards and Barriers Renewal
Projected date range:	10/01/2027 to 09/30/2028

II. Cost Summary

Cost Summary	Previous Years	FY 2022/23	FY 2023/24	FY 2024/25	FY 2025/26	FY 2026/27	Future	Total
FUTURE	-	-	-	-	-	-	176,960	176,960
Total:	**-**	**-**	**-**	**-**	**-**	**-**	**176,960**	**176,960**

III. Fund Summary

Fund Summary	Previous Years	FY 2022/23	FY 2023/24	FY 2024/25	FY 2025/26	FY 2026/27	Future	Total
FUTURE	-	-	-	-	-	-	176,960	176,960
Total:	**-**	**-**	**-**	**-**	**-**	**-**	**176,960**	**176,960**

MIAMIBEACH

CITY OF MIAMI BEACH
FY 2023 - 2027 Capital Budget and 5-Year Capital Improvement Plan

I. General

16TH ST. PARKING GARAGE FAN REPLACEMENT **PARKING GARAGES**

Project Number:	68323
Department:	PROPERTY MANAGEMENT
Location:	SOUTH BEACH
Description:	Scope of work takes place in 4 rooms totals, this system interconnects with the generator, fire pumps, domestic water and electrical components.
Projected date range:	10/01/2022 to 09/30/2023

II. Cost Summary

Cost Summary	Previous Years	FY 2022/23	FY 2023/24	FY 2024/25	FY 2025/26	FY 2026/27	Future	Total
RENOVATION	-	52,000	-	-	-	-	-	52,000
Total:	**-**	**52,000**	**-**	**-**	**-**	**-**	**-**	**52,000**

III. Fund Summary

Fund Summary	Previous Years	FY 2022/23	FY 2023/24	FY 2024/25	FY 2025/26	FY 2026/27	Future	Total
463 RDA- GARAGE FUND	-	52,000	-	-	-	-	-	52,000
Total:	**-**	**52,000**	**-**	**-**	**-**	**-**	**-**	**52,000**

MIAMIBEACH

CITY OF MIAMI BEACH
FY 2023 - 2027 Capital Budget and 5-Year Capital Improvement Plan

I. General

16TH ST. PARKING GARAGE ROOF TOP LIGHTING POLES **PARKING GARAGES**

Project Number:	60329
Department:	PROPERTY MANAGEMENT
Location:	SOUTH BEACH
Description:	Replacement of Lighting Poles at top deck of the Garage
Projected date range:	10/01/2027 to 09/30/2028

II. Cost Summary

Cost Summary	Previous Years	FY 2022/23	FY 2023/24	FY 2024/25	FY 2025/26	FY 2026/27	Future	Total
FUTURE	-	-	-	-	-	-	97,600	97,600
Total:	**-**	**-**	**-**	**-**	**-**	**-**	**97,600**	**97,600**

III. Fund Summary

Fund Summary	Previous Years	FY 2022/23	FY 2023/24	FY 2024/25	FY 2025/26	FY 2026/27	Future	Total
FUTURE	-	-	-	-	-	-	97,600	97,600
Total:	**-**	**-**	**-**	**-**	**-**	**-**	**97,600**	**97,600**

MIAMIBEACH

CITY OF MIAMI BEACH
FY 2023 - 2027 Capital Budget and 5-Year Capital Improvement Plan

I. General

16TH ST. PARKING GARAGE ROOFTOP AIR UNIT **PARKING GARAGES**

Project Number:	64324
Department:	PROPERTY MANAGEMENT
Location:	SOUTH BEACH
Description:	Rooftop Air Unit Renewal for Tenant Spaces 1, 2, 3 and 4
Projected date range:	10/01/2023 to 09/30/2024

II. Cost Summary

Cost Summary	Previous Years	FY 2022/23	FY 2023/24	FY 2024/25	FY 2025/26	FY 2026/27	Future	Total
RENOVATION	-	-	96,768	-	-	-	-	96,768
Total:	**-**	**-**	**96,768**	**-**	**-**	**-**	**-**	**96,768**

III. Fund Summary

Fund Summary	Previous Years	FY 2022/23	FY 2023/24	FY 2024/25	FY 2025/26	FY 2026/27	Future	Total
463 RDA- GARAGE FUND	-	-	96,768	-	-	-	-	96,768
Total:	**-**	**-**	**96,768**	**-**	**-**	**-**	**-**	**96,768**

MIAMIBEACH

CITY OF MIAMI BEACH
FY 2023 - 2027 Capital Budget and 5-Year Capital Improvement Plan

I. General

16TH ST. PARKING GARAGE STORAGE **PARKING GARAGES**

Project Number:	68523
Department:	PROPERTY MANAGEMENT
Location:	SOUTH BEACH
Description:	New Secure area Storage for Parking & Property Management inside the garage
Projected date range:	10/01/2022 to 09/30/2023

II. Cost Summary

Cost Summary	Previous Years	FY 2022/23	FY 2023/24	FY 2024/25	FY 2025/26	FY 2026/27	Future	Total
RENOVATION	-	43,000	-	-	-	-	-	43,000
Total:	**-**	**43,000**	**-**	**-**	**-**	**-**	**-**	**43,000**

III. Fund Summary

Fund Summary	Previous Years	FY 2022/23	FY 2023/24	FY 2024/25	FY 2025/26	FY 2026/27	Future	Total
463 RDA- GARAGE FUND	-	43,000	-	-	-	-	-	43,000
Total:	**-**	**43,000**	**-**	**-**	**-**	**-**	**-**	**43,000**

MIAMIBEACH

CITY OF MIAMI BEACH
FY 2023 - 2027 Capital Budget and 5-Year Capital Improvement Plan

I. General

16TH ST. PARKING GARAGE VEHICLE RESTRAINING CABLES **PARKING GARAGES**

Project Number:	60429
Department:	PROPERTY MANAGEMENT
Location:	SOUTH BEACH
Description:	Renewal of Vehicle Restraining Cables
Projected date range:	10/01/2027 to 09/30/2028

II. Cost Summary

Cost Summary	Previous Years	FY 2022/23	FY 2023/24	FY 2024/25	FY 2025/26	FY 2026/27	Future	Total
FUTURE	-	-	-	-	-	-	172,020	172,020
Total:	**-**	**-**	**-**	**-**	**-**	**-**	**172,020**	**172,020**

III. Fund Summary

Fund Summary	Previous Years	FY 2022/23	FY 2023/24	FY 2024/25	FY 2025/26	FY 2026/27	Future	Total
FUTURE	-	-	-	-	-	-	172,020	172,020
Total:	**-**	**-**	**-**	**-**	**-**	**-**	**172,020**	**172,020**

MIAMIBEACH

CITY OF MIAMI BEACH
FY 2023 - 2027 Capital Budget and 5-Year Capital Improvement Plan

I. General

16TH ST.GARAGE-JOINT REPLACEMENT **PARKING GARAGES**

Project Number:	20022
Department:	PROPERTY MANAGEMENT
Location:	SOUTH BEACH
Description:	16th street garage-joint replacement
Projected date range:	10/01/2021 to 12/31/2022

II. Cost Summary

Cost Summary	Previous Years	FY 2022/23	FY 2023/24	FY 2024/25	FY 2025/26	FY 2026/27	Future	Total
CONSTRUCTION	200,000	-	-	-	-	-	-	200,000
Total:	**200,000**	**-**	**-**	**-**	**-**	**-**	**-**	**200,000**

III. Fund Summary

Fund Summary	Previous Years	FY 2022/23	FY 2023/24	FY 2024/25	FY 2025/26	FY 2026/27	Future	Total
463 RDA- GARAGE FUND	200,000	-	-	-	-	-	-	200,000
Total:	**200,000**	**-**	**-**	**-**	**-**	**-**	**-**	**200,000**

MIAMIBEACH

CITY OF MIAMI BEACH
FY 2023 - 2027 Capital Budget and 5-Year Capital Improvement Plan

I. General

16TH STREET CANVAS AWNING RENEWAL **PARKING GARAGES**

Project Number: 65521
Department: PROPERTY MANAGEMENT
Location: SOUTH BEACH
Description: As determined by VFA assessment, exterior canvas awnings over the north side store fronts are past their useful life. The appearance of the awnings and frame has severely deteriorated.
Projected date range: 10/01/2020 to 12/31/2022

II. Cost Summary

Cost Summary	Previous Years	FY 2022/23	FY 2023/24	FY 2024/25	FY 2025/26	FY 2026/27	Future	Total
CONTRACTED SERVICES REPAIR	50,560	-	-	-	-	-	-	50,560
DESIGN AND ENGINEERING	6,000	-	-	-	-	-	-	6,000
Total:	**56,560**	**-**	**-**	**-**	**-**	**-**	**-**	**56,560**

III. Fund Summary

Fund Summary	Previous Years	FY 2022/23	FY 2023/24	FY 2024/25	FY 2025/26	FY 2026/27	Future	Total
463 RDA- GARAGE FUND	56,560	-	-	-	-	-	-	56,560
Total:	**56,560**	**-**	**-**	**-**	**-**	**-**	**-**	**56,560**

MIAMIBEACH

CITY OF MIAMI BEACH
FY 2023 - 2027 Capital Budget and 5-Year Capital Improvement Plan

I. General

16TH STREET GARAGE (ANCHOR) - PAINT **PARKING GARAGES**

Project Number:	65019
Department:	PROPERTY MANAGEMENT
Location:	SOUTH BEACH
Description:	Painting of garage.
Projected date range:	10/01/2018 to 12/31/2022

II. Cost Summary

Cost Summary	Previous Years	FY 2022/23	FY 2023/24	FY 2024/25	FY 2025/26	FY 2026/27	Future	Total
CONTRACTED SERVICES REPAIR	100,000	-	-	-	-	-	-	100,000
Total:	**100,000**	**-**	**-**	**-**	**-**	**-**	**-**	**100,000**

III. Fund Summary

Fund Summary	Previous Years	FY 2022/23	FY 2023/24	FY 2024/25	FY 2025/26	FY 2026/27	Future	Total
463 RDA- GARAGE FUND	100,000	-	-	-	-	-	-	100,000
Total:	**100,000**	**-**	**-**	**-**	**-**	**-**	**-**	**100,000**

MIAMIBEACH

CITY OF MIAMI BEACH
FY 2023 - 2027 Capital Budget and 5-Year Capital Improvement Plan

I. General

16TH STREET GARAGE FIRE SPRINKLER **PARKING GARAGES**

Project Number: 61718

Department: PROPERTY MANAGEMENT

Location: SOUTH BEACH

Description: This projects consists of the replacement of the fire sprinkler system at Anchor Garage. Due to Florida Building Code and National Fire Protection code changes, the scope of the project has significantly increased including standpipes in all stairwells and the requirement to run the new system parallel to the existing system in order to never have the garage without fire protection during the renovation.

Projected date range: 10/01/2017 to 12/31/2022

II. Cost Summary

Cost Summary	Previous Years	FY 2022/23	FY 2023/24	FY 2024/25	FY 2025/26	FY 2026/27	Future	Total
OTHER CONTRACTUAL SERVICES	1,444,000	-	-	-	-	-	-	1,444,000
Total:	**1,444,000**	**-**	**-**	**-**	**-**	**-**	**-**	**1,444,000**

III. Fund Summary

Fund Summary	Previous Years	FY 2022/23	FY 2023/24	FY 2024/25	FY 2025/26	FY 2026/27	Future	Total
463 RDA- GARAGE FUND	1,444,000	-	-	-	-	-	-	1,444,000
Total:	**1,444,000**	**-**	**-**	**-**	**-**	**-**	**-**	**1,444,000**

MIAMIBEACH

CITY OF MIAMI BEACH
FY 2023 - 2027 Capital Budget and 5-Year Capital Improvement Plan

I. General

16TH STREET GARAGE HVAC RENEWAL **PARKING GARAGES**

Project Number: 62422

Department: PROPERTY MANAGEMENT

Location: SOUTH BEACH

Description: The Anchor Garage has several HVAC units from 2007 and 2010 that are beyond useful life. The exposed HVAC condensers in the salt air environment can be expected to last ten years. The garage also has units from years 2012 and 2013, which will be coming due as well. These units provide heating and cooling to several business within the garage who will suffer a loss of revenue if the units were to break unexpectedly.

Projected date range: 10/01/2021 to 12/31/2022

II. Cost Summary

Cost Summary	Previous Years	FY 2022/23	FY 2023/24	FY 2024/25	FY 2025/26	FY 2026/27	Future	Total
CONTRACTED SERVICES REPAIR	54,000	-	-	-	-	-	-	54,000
Total:	**54,000**	**-**	**-**	**-**	**-**	**-**	**-**	**54,000**

III. Fund Summary

Fund Summary	Previous Years	FY 2022/23	FY 2023/24	FY 2024/25	FY 2025/26	FY 2026/27	Future	Total
463 RDA- GARAGE FUND	54,000	-	-	-	-	-	-	54,000
Total:	**54,000**	**-**	**-**	**-**	**-**	**-**	**-**	**54,000**

MIAMIBEACH

CITY OF MIAMI BEACH
FY 2023 - 2027 Capital Budget and 5-Year Capital Improvement Plan

I. General

16TH STREET GARAGE STAIRWAYS **PARKING GARAGES**

Project Number: 61818
Department: PROPERTY MANAGEMENT
Location: SOUTH BEACH
Description: Application of polyurethane pedestrian coating with aggregate to the four stairwells within the 16th Street Parking Garage.
Projected date range: 10/01/2017 to 12/31/2022

II. Cost Summary

Cost Summary	Previous Years	FY 2022/23	FY 2023/24	FY 2024/25	FY 2025/26	FY 2026/27	Future	Total
OTHER CONTRACTUAL SERVICES	81,200	-	-	-	-	-	-	81,200
Total:	**81,200**	**-**	**-**	**-**	**-**	**-**	**-**	**81,200**

III. Fund Summary

Fund Summary	Previous Years	FY 2022/23	FY 2023/24	FY 2024/25	FY 2025/26	FY 2026/27	Future	Total
463 RDA- GARAGE FUND	81,200	-	-	-	-	-	-	81,200
Total:	**81,200**	**-**	**-**	**-**	**-**	**-**	**-**	**81,200**

MIAMIBEACH

CITY OF MIAMI BEACH
FY 2023 - 2027 Capital Budget and 5-Year Capital Improvement Plan

I. General

16TH STREET GARAGE-GENERATOR **PARKING GARAGES**

Project Number:	60324
Department:	PROPERTY MANAGEMENT
Location:	SOUTH BEACH
Description:	Renewal of the generator
Projected date range:	10/01/2023 to 09/30/2024

II. Cost Summary

Cost Summary	Previous Years	FY 2022/23	FY 2023/24	FY 2024/25	FY 2025/26	FY 2026/27	Future	Total
EQUIPMENT	-	-	250,000	-	-	-	-	250,000
Total:	**-**	**-**	**250,000**	**-**	**-**	**-**	**-**	**250,000**

III. Fund Summary

Fund Summary	Previous Years	FY 2022/23	FY 2023/24	FY 2024/25	FY 2025/26	FY 2026/27	Future	Total
463 RDA- GARAGE FUND	-	-	250,000	-	-	-	-	250,000
Total:	**-**	**-**	**250,000**	**-**	**-**	**-**	**-**	**250,000**

MIAMIBEACH

CITY OF MIAMI BEACH
FY 2023 - 2027 Capital Budget and 5-Year Capital Improvement Plan

I. General

16TH STREET GARAGE-OFFICE/RESTROOM **PARKING GARAGES**

Project Number:	62721
Department:	PROPERTY MANAGEMENT
Location:	SOUTH BEACH
Description:	16th street garage-office/restroom renewal
Projected date range:	10/01/2021 to 12/31/2022

II. Cost Summary

Cost Summary	Previous Years	FY 2022/23	FY 2023/24	FY 2024/25	FY 2025/26	FY 2026/27	Future	Total
CONTRACTED SERVICES REPAIR	28,923	-	-	-	-	-	-	28,923
INTERNAL CHARGEBACK	1,077	-	-	-	-	-	-	1,077
Total:	**30,000**	**-**	**-**	**-**	**-**	**-**	**-**	**30,000**

III. Fund Summary

Fund Summary	Previous Years	FY 2022/23	FY 2023/24	FY 2024/25	FY 2025/26	FY 2026/27	Future	Total
463 RDA- GARAGE FUND	30,000	-	-	-	-	-	-	30,000
Total:	**30,000**	**-**	**-**	**-**	**-**	**-**	**-**	**30,000**

MIAMIBEACH

CITY OF MIAMI BEACH
FY 2023 - 2027 Capital Budget and 5-Year Capital Improvement Plan

I. General

16TH STREET GARAGE-ROOF TOP RENEWAL **PARKING GARAGES**

Project Number:	62821
Department:	PROPERTY MANAGEMENT
Location:	SOUTH BEACH
Description:	Renewal of elevator/stairwell enclosure rooftops, remove approx. 1500 sq ft of existing roof down to decking. Install new scuppers, insulation and flashing, add code compliant railings and tie off systems. apply roofing system that will carry a 25 year warranty
Projected date range:	10/01/2021 to 12/31/2022

II. Cost Summary

Cost Summary	Previous Years	FY 2022/23	FY 2023/24	FY 2024/25	FY 2025/26	FY 2026/27	Future	Total
CONTRACTED SERVICES REPAIR	34,000	-	-	-	-	-	-	34,000
Total:	**34,000**	**-**	**-**	**-**	**-**	**-**	**-**	**34,000**

III. Fund Summary

Fund Summary	Previous Years	FY 2022/23	FY 2023/24	FY 2024/25	FY 2025/26	FY 2026/27	Future	Total
463 RDA- GARAGE FUND	34,000	-	-	-	-	-	-	34,000
Total:	**34,000**	**-**	**-**	**-**	**-**	**-**	**-**	**34,000**

MIAMIBEACH

CITY OF MIAMI BEACH
FY 2023 - 2027 Capital Budget and 5-Year Capital Improvement Plan

I. General

17 ST GARAGE-GENERATOR REPLACEMENT **PARKING GARAGES**

Project Number:	67818
Department:	PROPERTY MANAGEMENT
Location:	SOUTH BEACH
Description:	Replacement of the generator
Projected date range:	10/01/2019 to 12/31/2022

II. Cost Summary

Cost Summary	Previous Years	FY 2022/23	FY 2023/24	FY 2024/25	FY 2025/26	FY 2026/27	Future	Total
CONTRACTED SERVICES REPAIR	120,000	-	-	-	-	-	-	120,000
Total:	**120,000**	**-**	**-**	**-**	**-**	**-**	**-**	**120,000**

III. Fund Summary

Fund Summary	Previous Years	FY 2022/23	FY 2023/24	FY 2024/25	FY 2025/26	FY 2026/27	Future	Total
490 PARKING CAPITAL NOT BONDS	120,000	-	-	-	-	-	-	120,000
Total:	**120,000**	**-**	**-**	**-**	**-**	**-**	**-**	**120,000**

MIAMIBEACH

CITY OF MIAMI BEACH
FY 2023 - 2027 Capital Budget and 5-Year Capital Improvement Plan

I. General

17 ST GRGE-STORAGE SPACE RENOVATION **PARKING GARAGES**

Project Number:	61517
Department:	PROPERTY MANAGEMENT
Location:	SOUTH BEACH
Description:	Renovation of the space below the ramps at the 17th street parking garage.
Projected date range:	10/01/2021 to 12/31/2022

II. Cost Summary

Cost Summary	Previous Years	FY 2022/23	FY 2023/24	FY 2024/25	FY 2025/26	FY 2026/27	Future	Total
INTERNAL CHARGEBACK	15,225	-	-	-	-	-	-	15,225
OTHER SUPPLIES	15,772	-	-	-	-	-	-	15,772
RENOVATION	69,003	-	-	-	-	-	-	69,003
Total:	**100,000**	**-**	**-**	**-**	**-**	**-**	**-**	**100,000**

III. Fund Summary

Fund Summary	Previous Years	FY 2022/23	FY 2023/24	FY 2024/25	FY 2025/26	FY 2026/27	Future	Total
490 PARKING CAPITAL NOT BONDS	100,000	-	-	-	-	-	-	100,000
Total:	**100,000**	**-**	**-**	**-**	**-**	**-**	**-**	**100,000**

MIAMIBEACH

CITY OF MIAMI BEACH
FY 2023 - 2027 Capital Budget and 5-Year Capital Improvement Plan

I. General

1755 GARAGE FIRE PUMP REPLACEMENT **PARKING GARAGES**

Project Number:	61423
Department:	PROPERTY MANAGEMENT
Location:	SOUTH BEACH
Description:	Replacement of the fire pump at the 1755 Meridian Garage
Projected date range:	10/01/2022 to 09/30/2023

II. Cost Summary

Cost Summary	Previous Years	FY 2022/23	FY 2023/24	FY 2024/25	FY 2025/26	FY 2026/27	Future	Total
EQUIPMENT	-	100,000	-	-	-	-	-	100,000
Total:	**-**	**100,000**	**-**	**-**	**-**	**-**	**-**	**100,000**

III. Fund Summary

Fund Summary	Previous Years	FY 2022/23	FY 2023/24	FY 2024/25	FY 2025/26	FY 2026/27	Future	Total
490 PARKING CAPITAL NOT BONDS	-	100,000	-	-	-	-	-	100,000
Total:	**-**	**100,000**	**-**	**-**	**-**	**-**	**-**	**100,000**

MIAMIBEACH

CITY OF MIAMI BEACH
FY 2023 - 2027 Capital Budget and 5-Year Capital Improvement Plan

I. General

1755 GARAGE GENERATOR **PARKING GARAGES**

Project Number:	21224
Department:	PROPERTY MANAGEMENT
Location:	SOUTH BEACH
Description:	Replacement of the Generator at 1755 Meridian Garage
Projected date range:	10/01/2023 to 09/30/2024

II. Cost Summary

Cost Summary	Previous Years	FY 2022/23	FY 2023/24	FY 2024/25	FY 2025/26	FY 2026/27	Future	Total
EQUIPMENT	-	-	200,000	-	-	-	-	200,000
Total:	**-**	**-**	**200,000**	**-**	**-**	**-**	**-**	**200,000**

III. Fund Summary

Fund Summary	Previous Years	FY 2022/23	FY 2023/24	FY 2024/25	FY 2025/26	FY 2026/27	Future	Total
490 PARKING CAPITAL NOT BONDS	-	-	200,000	-	-	-	-	200,000
Total:	**-**	**-**	**200,000**	**-**	**-**	**-**	**-**	**200,000**

MIAMIBEACH

CITY OF MIAMI BEACH
FY 2023 - 2027 Capital Budget and 5-Year Capital Improvement Plan

I. General

1755 MERIDIAN GARAGE ELEVATOR **PARKING GARAGES**

Project Number:	20125
Department:	PROPERTY MANAGEMENT
Location:	SOUTH BEACH
Description:	Renewal of the Elevators at the 1755 Meridian Garage
Projected date range:	10/01/2025 to 09/30/2026

II. Cost Summary

Cost Summary	Previous Years	FY 2022/23	FY 2023/24	FY 2024/25	FY 2025/26	FY 2026/27	Future	Total
CONSTRUCTION	-	-	-	-	500,000	-	-	500,000
Total:	**-**	**-**	**-**	**-**	**500,000**	**-**	**-**	**500,000**

III. Fund Summary

Fund Summary	Previous Years	FY 2022/23	FY 2023/24	FY 2024/25	FY 2025/26	FY 2026/27	Future	Total
490 PARKING CAPITAL NOT BONDS	-	-	-	-	500,000	-	-	500,000
Total:	**-**	**-**	**-**	**-**	**500,000**	**-**	**-**	**500,000**

MIAMIBEACH

CITY OF MIAMI BEACH
FY 2023 - 2027 Capital Budget and 5-Year Capital Improvement Plan

I. General

1755 MERIDIAN GARAGE FLOOR DRAINAGE **PARKING GARAGES**

Project Number:	61917
Department:	PROPERTY MANAGEMENT
Location:	SOUTH BEACH
Description:	Interior floor drainage piping.
Projected date range:	10/01/2021 to 12/31/2022

II. Cost Summary

Cost Summary	Previous Years	FY 2022/23	FY 2023/24	FY 2024/25	FY 2025/26	FY 2026/27	Future	Total
CONTRACTED SERVICES REPAIR	184,187	-	-	-	-	-	-	184,187
PROFESSIONAL SERVICES	15,813	-	-	-	-	-	-	15,813
Total:	**200,000**	**-**	**-**	**-**	**-**	**-**	**-**	**200,000**

III. Fund Summary

Fund Summary	Previous Years	FY 2022/23	FY 2023/24	FY 2024/25	FY 2025/26	FY 2026/27	Future	Total
490 PARKING CAPITAL NOT BONDS	200,000	-	-	-	-	-	-	200,000
Total:	**200,000**	**-**	**-**	**-**	**-**	**-**	**-**	**200,000**

MIAMIBEACH

CITY OF MIAMI BEACH
FY 2023 - 2027 Capital Budget and 5-Year Capital Improvement Plan

I. General

1755 MERIDIAN GARAGE LED LIGHTING **PARKING GARAGES**

Project Number:	60822
Department:	PROPERTY MANAGEMENT
Location:	SOUTH BEACH
Description:	Led lighting renewal
Projected date range:	10/01/2021 to 12/31/2022

II. Cost Summary

Cost Summary	Previous Years	FY 2022/23	FY 2023/24	FY 2024/25	FY 2025/26	FY 2026/27	Future	Total
CONTRACTED SERVICES REPAIR	150,000	-	-	-	-	-	-	150,000
Total:	**150,000**	**-**	**-**	**-**	**-**	**-**	**-**	**150,000**

III. Fund Summary

Fund Summary	Previous Years	FY 2022/23	FY 2023/24	FY 2024/25	FY 2025/26	FY 2026/27	Future	Total
490 PARKING CAPITAL NOT BONDS	150,000	-	-	-	-	-	-	150,000
Total:	**150,000**	**-**	**-**	**-**	**-**	**-**	**-**	**150,000**

MIAMIBEACH

CITY OF MIAMI BEACH
FY 2023 - 2027 Capital Budget and 5-Year Capital Improvement Plan

I. General

1755 MERIDIAN GARAGE ROOF AND DECK **PARKING GARAGES**

Project Number:	62518
Department:	PROPERTY MANAGEMENT
Location:	SOUTH BEACH
Description:	1755 Meridian Parking Garage Roof and Parking Deck Coating -
Projected date range:	10/01/2017 to 12/31/2022

II. Cost Summary

Cost Summary	Previous Years	FY 2022/23	FY 2023/24	FY 2024/25	FY 2025/26	FY 2026/27	Future	Total
CONTRACTED SERVICES REPAIR	500,000	-	-	-	-	-	-	500,000
Total:	**500,000**	**-**	**-**	**-**	**-**	**-**	**-**	**500,000**

III. Fund Summary

Fund Summary	Previous Years	FY 2022/23	FY 2023/24	FY 2024/25	FY 2025/26	FY 2026/27	Future	Total
486 2010 PARKING BONDS 2010-27491	500,000	-	-	-	-	-	-	500,000
Total:	**500,000**	**-**	**-**	**-**	**-**	**-**	**-**	**500,000**

MIAMIBEACH

CITY OF MIAMI BEACH
FY 2023 - 2027 Capital Budget and 5-Year Capital Improvement Plan

I. General

1755 MERIDIAN GRGE FIRE SPRINKLER **PARKING GARAGES**

Project Number:	20823
Department:	PROPERTY MANAGEMENT
Location:	SOUTH BEACH
Description:	Fire Sprinkler system replacement
Projected date range:	10/01/2022 to 09/30/2023

II. Cost Summary

Cost Summary	Previous Years	FY 2022/23	FY 2023/24	FY 2024/25	FY 2025/26	FY 2026/27	Future	Total
CONSTRUCTION	-	300,000	-	-	-	-	-	300,000
Total:	**-**	**300,000**	**-**	**-**	**-**	**-**	**-**	**300,000**

III. Fund Summary

Fund Summary	Previous Years	FY 2022/23	FY 2023/24	FY 2024/25	FY 2025/26	FY 2026/27	Future	Total
490 PARKING CAPITAL NOT BONDS	-	300,000	-	-	-	-	-	300,000
Total:	**-**	**300,000**	**-**	**-**	**-**	**-**	**-**	**300,000**

MIAMIBEACH

CITY OF MIAMI BEACH
FY 2023 - 2027 Capital Budget and 5-Year Capital Improvement Plan

I. General

17TH ST GARAGE 40YR RECERTIFICATION **PARKING GARAGES**

Project Number: 64018

Department: PROPERTY MANAGEMENT

Location: SOUTH BEACH

Description: The scope of this project includes the correction of the structural deficiencies outlined by the 40-year recertification conducted by Douglas Wood & Associates, Inc. All structures need to be re-certified when they reach 40 years of age in order to conform to the minimum inspection procedural guidelines as issued by the Miami-Dade County Board of Rules and Appeals.

Projected date range: 04/18/2018 to 12/31/2022

II. Cost Summary

Cost Summary	Previous Years	FY 2022/23	FY 2023/24	FY 2024/25	FY 2025/26	FY 2026/27	Future	Total
CONTRACTED SERVICES REPAIR	755,427	-	-	-	-	-	-	755,427
Total:	**755,427**	**-**	**-**	**-**	**-**	**-**	**-**	**755,427**

III. Fund Summary

Fund Summary	Previous Years	FY 2022/23	FY 2023/24	FY 2024/25	FY 2025/26	FY 2026/27	Future	Total
486 2010 PARKING BONDS 2010-27491	484,833	-	-	-	-	-	-	484,833
490 PARKING CAPITAL NOT BONDS	270,594	-	-	-	-	-	-	270,594
Total:	**755,427**	**-**	**-**	**-**	**-**	**-**	**-**	**755,427**

MIAMIBEACH

CITY OF MIAMI BEACH
FY 2023 - 2027 Capital Budget and 5-Year Capital Improvement Plan

I. General

17TH ST GARAGE-PLUMBING SYSTEM UPD. **PARKING GARAGES**

Project Number:	61617
Department:	PROPERTY MANAGEMENT
Location:	SOUTH BEACH
Description:	17th Street Parking garage domestic water distribution.
Projected date range:	10/01/2022 to 09/30/2023

II. Cost Summary

Cost Summary	Previous Years	FY 2022/23	FY 2023/24	FY 2024/25	FY 2025/26	FY 2026/27	Future	Total
CONTRACTED SERVICES REPAIR	-	75,000	-	-	-	-	-	75,000
Total:	**-**	**75,000**	**-**	**-**	**-**	**-**	**-**	**75,000**

III. Fund Summary

Fund Summary	Previous Years	FY 2022/23	FY 2023/24	FY 2024/25	FY 2025/26	FY 2026/27	Future	Total
490 PARKING CAPITAL NOT BONDS	-	75,000	-	-	-	-	-	75,000
Total:	**-**	**75,000**	**-**	**-**	**-**	**-**	**-**	**75,000**

MIAMIBEACH

CITY OF MIAMI BEACH
FY 2023 - 2027 Capital Budget and 5-Year Capital Improvement Plan

I. General

17TH ST GRGE INT. FLOOR DRAINAGE **PARKING GARAGES**

Project Number:	61417
Department:	PROPERTY MANAGEMENT
Location:	SOUTH BEACH
Description:	17th Street garage-renewal interior floor drainage piping.
Projected date range:	10/01/2021 to 12/31/2022

II. Cost Summary

Cost Summary	Previous Years	FY 2022/23	FY 2023/24	FY 2024/25	FY 2025/26	FY 2026/27	Future	Total
CONTRACTED SERVICES REPAIR	30,000	-	-	-	-	-	-	30,000
Total:	**30,000**	**-**	**-**	**-**	**-**	**-**	**-**	**30,000**

III. Fund Summary

Fund Summary	Previous Years	FY 2022/23	FY 2023/24	FY 2024/25	FY 2025/26	FY 2026/27	Future	Total
490 PARKING CAPITAL NOT BONDS	30,000	-	-	-	-	-	-	30,000
Total:	**30,000**	**-**	**-**	**-**	**-**	**-**	**-**	**30,000**

MIAMIBEACH

CITY OF MIAMI BEACH
FY 2023 - 2027 Capital Budget and 5-Year Capital Improvement Plan

I. General

17TH ST PKG GAR BATHROOM DRAINAGE **PARKING GARAGES**

Project Number: 66622

Department: PROPERTY MANAGEMENT

Location:

Description: Currently, the drainage system in the 17th St. Parking Garage contains degraded cast iron piping at the bathrooms which is causing constant clogging of the pipes and closure of the bathrooms. In the past few months, we had to close these bathrooms for repairs in a significant number of times. We have identified savings in the 17th Street Parking Garage Coating project (# 60119) that will allow us to complete the 17th St Parking Garage Bathroom Drainage Piping Repairs. The completion of this project will have a significant impact with the end users, visitors and vendors at this facility.

Projected date range: 07/06/2022 to 12/31/2022

II. Cost Summary

Cost Summary	Previous Years	FY 2022/23	FY 2023/24	FY 2024/25	FY 2025/26	FY 2026/27	Future	Total
CONTRACTED SERVICES REPAIR	45,000	-	-	-	-	-	-	45,000
Total:	**45,000**	**-**	**-**	**-**	**-**	**-**	**-**	**45,000**

III. Fund Summary

Fund Summary	Previous Years	FY 2022/23	FY 2023/24	FY 2024/25	FY 2025/26	FY 2026/27	Future	Total
486 2010 PARKING BONDS 2010-27491	45,000	-	-	-	-	-	-	45,000
Total:	**45,000**	**-**	**-**	**-**	**-**	**-**	**-**	**45,000**

MIAMIBEACH

CITY OF MIAMI BEACH
FY 2023 - 2027 Capital Budget and 5-Year Capital Improvement Plan

I. General

17TH ST. PARKING GARAGE MAINTENANCE **PARKING GARAGES**

Project Number:	26290
Department:	PROPERTY MANAGEMENT
Location:	SOUTH BEACH
Description:	Project includes the addition of several floor drains to avoid ponding water, injection of structural cracks in columns on the 4th floor and miscellaneous work.
Projected date range:	10/01/2015 to 12/31/2022

II. Cost Summary

Cost Summary	Previous Years	FY 2022/23	FY 2023/24	FY 2024/25	FY 2025/26	FY 2026/27	Future	Total
CONSTRUCTION	174,769	-	-	-	-	-	-	174,769
DESIGN AND ENGINEERING	60,231	-	-	-	-	-	-	60,231
Total:	**235,000**	**-**	**-**	**-**	**-**	**-**	**-**	**235,000**

III. Fund Summary

Fund Summary	Previous Years	FY 2022/23	FY 2023/24	FY 2024/25	FY 2025/26	FY 2026/27	Future	Total
480 PARKING OPERATIONS FUND	100,000	-	-	-	-	-	-	100,000
486 2010 PARKING BONDS 2010-27491	135,000	-	-	-	-	-	-	135,000
Total:	**235,000**	**-**	**-**	**-**	**-**	**-**	**-**	**235,000**

MIAMIBEACH

CITY OF MIAMI BEACH
FY 2023 - 2027 Capital Budget and 5-Year Capital Improvement Plan

I. General

17TH ST.GARAGE-ELECTRICAL FEEDER **PARKING GARAGES**

Project Number:	22220
Department:	PROPERTY MANAGEMENT
Location:	SOUTH BEACH
Description:	17th Street parking Garage electrical feeder replacement.
Projected date range:	10/01/2021 to 12/31/2022

II. Cost Summary

Cost Summary	Previous Years	FY 2022/23	FY 2023/24	FY 2024/25	FY 2025/26	FY 2026/27	Future	Total
CONTRACTED SERVICES REPAIR	3,200	-	-	-	-	-	-	3,200
EQUIPMENT	205,800	-	-	-	-	-	-	205,800
PROFESSIONAL SERVICES	16,000	-	-	-	-	-	-	16,000
Total:	**225,000**	**-**	**-**	**-**	**-**	**-**	**-**	**225,000**

III. Fund Summary

Fund Summary	Previous Years	FY 2022/23	FY 2023/24	FY 2024/25	FY 2025/26	FY 2026/27	Future	Total
490 PARKING CAPITAL NOT BONDS	225,000	-	-	-	-	-	-	225,000
Total:	**225,000**	**-**	**-**	**-**	**-**	**-**	**-**	**225,000**

MIAMIBEACH

CITY OF MIAMI BEACH
FY 2023 - 2027 Capital Budget and 5-Year Capital Improvement Plan

I. General

17TH STREET GARAGE - 1ST FL OFFICE **PARKING GARAGES**

Project Number:	64519
Department:	PROPERTY MANAGEMENT
Location:	SOUTH BEACH
Description:	Current workspace does not meet requirements for what is programmed for the space.
Projected date range:	10/01/2018 to 12/31/2022

II. Cost Summary

Cost Summary	Previous Years	FY 2022/23	FY 2023/24	FY 2024/25	FY 2025/26	FY 2026/27	Future	Total
CONTRACTED SERVICES REPAIR	45,000	-	-	-	-	-	-	45,000
Total:	**45,000**	**-**	**-**	**-**	**-**	**-**	**-**	**45,000**

III. Fund Summary

Fund Summary	Previous Years	FY 2022/23	FY 2023/24	FY 2024/25	FY 2025/26	FY 2026/27	Future	Total
490 PARKING CAPITAL NOT BONDS	45,000	-	-	-	-	-	-	45,000
Total:	**45,000**	**-**	**-**	**-**	**-**	**-**	**-**	**45,000**

MIAMIBEACH

CITY OF MIAMI BEACH
FY 2023 - 2027 Capital Budget and 5-Year Capital Improvement Plan

I. General

17TH STREET GARAGE-EXTERIOR COATING **PARKING GARAGES**

Project Number:	60624
Department:	PROPERTY MANAGEMENT
Location:	SOUTH BEACH
Description:	17th street garage-exterior coatings/painting
Projected date range:	10/01/2023 to 09/30/2024

II. Cost Summary

Cost Summary	Previous Years	FY 2022/23	FY 2023/24	FY 2024/25	FY 2025/26	FY 2026/27	Future	Total
CONTRACTED SERVICES REPAIR	-	-	300,000	-	-	-	-	300,000
Total:	**-**	**-**	**300,000**	**-**	**-**	**-**	**-**	**300,000**

III. Fund Summary

Fund Summary	Previous Years	FY 2022/23	FY 2023/24	FY 2024/25	FY 2025/26	FY 2026/27	Future	Total
490 PARKING CAPITAL NOT BONDS	-	-	300,000	-	-	-	-	300,000
Total:	**-**	**-**	**300,000**	**-**	**-**	**-**	**-**	**300,000**

MIAMIBEACH

CITY OF MIAMI BEACH
FY 2023 - 2027 Capital Budget and 5-Year Capital Improvement Plan

I. General

17TH STREET PARKING GARAGE COATING **PARKING GARAGES**

Project Number:	60119
Department:	PROPERTY MANAGEMENT
Location:	SOUTH BEACH
Description:	17th Street parking garage roof and parking deck coating
Projected date range:	10/01/2018 to 12/31/2022

II. Cost Summary

Cost Summary	Previous Years	FY 2022/23	FY 2023/24	FY 2024/25	FY 2025/26	FY 2026/27	Future	Total
CONTRACTED SERVICES REPAIR	1,048,326	-	-	-	-	-	-	1,048,326
INTERNAL CHARGEBACK	674	-	-	-	-	-	-	674
Total:	**1,049,000**	**-**	**-**	**-**	**-**	**-**	**-**	**1,049,000**

III. Fund Summary

Fund Summary	Previous Years	FY 2022/23	FY 2023/24	FY 2024/25	FY 2025/26	FY 2026/27	Future	Total
486 2010 PARKING BONDS 2010-27491	1,049,000	-	-	-	-	-	-	1,049,000
Total:	**1,049,000**	**-**	**-**	**-**	**-**	**-**	**-**	**1,049,000**

MIAMIBEACH

CITY OF MIAMI BEACH
FY 2023 - 2027 Capital Budget and 5-Year Capital Improvement Plan

I. General

17TH STREET PARKING GARAGE ELEVATOR **PARKING GARAGES**

Project Number:	61930
Department:	PROPERTY MANAGEMENT
Location:	SOUTH BEACH
Description:	Replace five (5) elevators due to age. *Pending decision on Convention Center Project*
Projected date range:	10/01/2015 to 12/31/2022

II. Cost Summary

Cost Summary	Previous Years	FY 2022/23	FY 2023/24	FY 2024/25	FY 2025/26	FY 2026/27	Future	Total
CONTRACTED SERVICES REPAIR	183,689	-	-	-	-	-	-	183,689
EQUIPMENT	691,928	-	-	-	-	-	-	691,928
OTHER SUPPLIES	383	-	-	-	-	-	-	383
Total:	**876,000**	**-**	**-**	**-**	**-**	**-**	**-**	**876,000**

III. Fund Summary

Fund Summary	Previous Years	FY 2022/23	FY 2023/24	FY 2024/25	FY 2025/26	FY 2026/27	Future	Total
480 PARKING OPERATIONS FUND	876,000	-	-	-	-	-	-	876,000
Total:	**876,000**	**-**	**-**	**-**	**-**	**-**	**-**	**876,000**

MIAMIBEACH

CITY OF MIAMI BEACH
FY 2023 - 2027 Capital Budget and 5-Year Capital Improvement Plan

I. General

42 ST GRGE-STAIRWELL WATERPROOFING **PARKING GARAGES**

Project Number:	60722
Department:	PROPERTY MANAGEMENT
Location:	MIDDLE BEACH
Description:	Waterproofing of the stairwell at the 42nd St Parking garage.
Projected date range:	10/01/2021 to 12/31/2022

II. Cost Summary

Cost Summary	Previous Years	FY 2022/23	FY 2023/24	FY 2024/25	FY 2025/26	FY 2026/27	Future	Total
CONTRACTED SERVICES REPAIR	50,000	-	-	-	-	-	-	50,000
Total:	**50,000**	**-**	**-**	**-**	**-**	**-**	**-**	**50,000**

III. Fund Summary

Fund Summary	Previous Years	FY 2022/23	FY 2023/24	FY 2024/25	FY 2025/26	FY 2026/27	Future	Total
490 PARKING CAPITAL NOT BONDS	50,000	-	-	-	-	-	-	50,000
Total:	**50,000**	**-**	**-**	**-**	**-**	**-**	**-**	**50,000**

MIAMIBEACH

CITY OF MIAMI BEACH
FY 2023 - 2027 Capital Budget and 5-Year Capital Improvement Plan

I. General

42ND ST GARAGE ELEVATOR REPLACEMENT **PARKING GARAGES**

Project Number:	69380
Department:	PROPERTY MANAGEMENT
Location:	MIDDLE BEACH
Description:	Elevator Replacement - Replace elevators due to age. This project was selected based on critical to continued operations and beyond useful life criteria.
Projected date range:	10/01/2015 to 12/31/2022

II. Cost Summary

Cost Summary	Previous Years	FY 2022/23	FY 2023/24	FY 2024/25	FY 2025/26	FY 2026/27	Future	Total
CONTINGENCY	49,082	-	-	-	-	-	-	49,082
OTHER SUPPLIES	516,063	-	-	-	-	-	-	516,063
Total:	**565,145**	**-**	**-**	**-**	**-**	**-**	**-**	**565,145**

III. Fund Summary

Fund Summary	Previous Years	FY 2022/23	FY 2023/24	FY 2024/25	FY 2025/26	FY 2026/27	Future	Total
480 PARKING OPERATIONS FUND	565,145	-	-	-	-	-	-	565,145
Total:	**565,145**	**-**	**-**	**-**	**-**	**-**	**-**	**565,145**

MIAMIBEACH

CITY OF MIAMI BEACH
FY 2023 - 2027 Capital Budget and 5-Year Capital Improvement Plan

I. General

42ND ST GARAGE- INTERIOR DRAINAGE **PARKING GARAGES**

Project Number:	68118
Department:	PROPERTY MANAGEMENT
Location:	MIDDLE BEACH
Description:	42nd street garage-replacement of interior drainage pipes.
Projected date range:	10/01/2019 to 12/31/2022

II. Cost Summary

Cost Summary	Previous Years	FY 2022/23	FY 2023/24	FY 2024/25	FY 2025/26	FY 2026/27	Future	Total
CONTRACTED SERVICES REPAIR	34,000	-	-	-	-	-	-	34,000
Total:	**34,000**	**-**	**-**	**-**	**-**	**-**	**-**	**34,000**

III. Fund Summary

Fund Summary	Previous Years	FY 2022/23	FY 2023/24	FY 2024/25	FY 2025/26	FY 2026/27	Future	Total
490 PARKING CAPITAL NOT BONDS	34,000	-	-	-	-	-	-	34,000
Total:	**34,000**	**-**	**-**	**-**	**-**	**-**	**-**	**34,000**

MIAMIBEACH

CITY OF MIAMI BEACH
FY 2023 - 2027 Capital Budget and 5-Year Capital Improvement Plan

I. General

42ND ST GARAGE-PLUMBING SYSTEM UPD. **PARKING GARAGES**

Project Number:	61323
Department:	PROPERTY MANAGEMENT
Location:	MIDDLE BEACH
Description:	42nd street garage-domestic water distribution
Projected date range:	10/01/2022 to 09/30/2023

II. Cost Summary

Cost Summary	Previous Years	FY 2022/23	FY 2023/24	FY 2024/25	FY 2025/26	FY 2026/27	Future	Total
OTHER CONTRACTUAL SERVICES	-	75,000	-	-	-	-	-	75,000
Total:	**-**	**75,000**	**-**	**-**	**-**	**-**	**-**	**75,000**

III. Fund Summary

Fund Summary	Previous Years	FY 2022/23	FY 2023/24	FY 2024/25	FY 2025/26	FY 2026/27	Future	Total
490 PARKING CAPITAL NOT BONDS	-	75,000	-	-	-	-	-	75,000
Total:	**-**	**75,000**	**-**	**-**	**-**	**-**	**-**	**75,000**

MIAMIBEACH

CITY OF MIAMI BEACH
FY 2023 - 2027 Capital Budget and 5-Year Capital Improvement Plan

I. General

42ND ST. GARAGE FIRE ALARM SYSTEM **PARKING GARAGES**

Project Number:	69370
Department:	PROPERTY MANAGEMENT
Location:	MIDDLE BEACH
Description:	Fire Alarm System Replacement -- Replace aged fire alarm system devices. This project was selected based on the life safety criterion.
Projected date range:	10/01/2015 to 12/31/2022

II. Cost Summary

Cost Summary	Previous Years	FY 2022/23	FY 2023/24	FY 2024/25	FY 2025/26	FY 2026/27	Future	Total
CONTRACTED SERVICES REPAIR	31,000	-	-	-	-	-	-	31,000
OTHER SUPPLIES	20,087	-	-	-	-	-	-	20,087
Total:	**51,087**	**-**	**-**	**-**	**-**	**-**	**-**	**51,087**

III. Fund Summary

Fund Summary	Previous Years	FY 2022/23	FY 2023/24	FY 2024/25	FY 2025/26	FY 2026/27	Future	Total
480 PARKING OPERATIONS FUND	51,087	-	-	-	-	-	-	51,087
Total:	**51,087**	**-**	**-**	**-**	**-**	**-**	**-**	**51,087**

MIAMIBEACH

CITY OF MIAMI BEACH
FY 2023 - 2027 Capital Budget and 5-Year Capital Improvement Plan

I. General

42ND ST. GARAGE-50YR CERTIFICATION **PARKING GARAGES**

Project Number: 61717
Department: PROPERTY MANAGEMENT
Location: MIDDLE BEACH
Description: Florida State and Miami Dade County building code requires structures to be examined at the 50 year mark of their life. The 42nd Street Garage will require a 50 year certification per existing code.
Projected date range: 10/01/2020 to 12/31/2022

II. Cost Summary

Cost Summary	Previous Years	FY 2022/23	FY 2023/24	FY 2024/25	FY 2025/26	FY 2026/27	Future	Total
CONTRACTED SERVICES REPAIR	295,101	-	-	-	-	-	-	295,101
DESIGN AND ENGINEERING	16,989	-	-	-	-	-	-	16,989
Total:	**312,090**	**-**	**-**	**-**	**-**	**-**	**-**	**312,090**

III. Fund Summary

Fund Summary	Previous Years	FY 2022/23	FY 2023/24	FY 2024/25	FY 2025/26	FY 2026/27	Future	Total
486 2010 PARKING BONDS 2010-27491	312,090	-	-	-	-	-	-	312,090
Total:	**312,090**	**-**	**-**	**-**	**-**	**-**	**-**	**312,090**

MIAMIBEACH

CITY OF MIAMI BEACH
FY 2023 - 2027 Capital Budget and 5-Year Capital Improvement Plan

I. General

42ND ST. GARAGE-STAIRWELL RAILING **PARKING GARAGES**

Project Number:	61817
Department:	PROPERTY MANAGEMENT
Location:	MIDDLE BEACH
Description:	42nd street garage-stairwell railing replacement.
Projected date range:	10/01/2021 to 12/31/2022

II. Cost Summary

Cost Summary	Previous Years	FY 2022/23	FY 2023/24	FY 2024/25	FY 2025/26	FY 2026/27	Future	Total
RENEW AND REPLACEMENT	25,000	-	-	-	-	-	-	25,000
Total:	**25,000**	**-**	**-**	**-**	**-**	**-**	**-**	**25,000**

III. Fund Summary

Fund Summary	Previous Years	FY 2022/23	FY 2023/24	FY 2024/25	FY 2025/26	FY 2026/27	Future	Total
490 PARKING CAPITAL NOT BONDS	25,000	-	-	-	-	-	-	25,000
Total:	**25,000**	**-**	**-**	**-**	**-**	**-**	**-**	**25,000**

MIAMIBEACH

CITY OF MIAMI BEACH
FY 2023 - 2027 Capital Budget and 5-Year Capital Improvement Plan

I. General

42ND ST. PARKING GARAGE MAINTENANCE **PARKING GARAGES**

Project Number:	62100
Department:	PROPERTY MANAGEMENT
Location:	MIDDLE BEACH
Description:	Project includes upgrades such as air conditioning repairs in the office, miscellaneous spalling repairs, striping and miscellaneous electrical. Prior Project # 26330
Projected date range:	10/01/2015 to 12/31/2022

II. Cost Summary

Cost Summary	Previous Years	FY 2022/23	FY 2023/24	FY 2024/25	FY 2025/26	FY 2026/27	Future	Total
CONTRACTED SERVICES REPAIR	360,000	-	-	-	-	-	-	360,000
OTHER CONTRACTUAL SERVICES	40,000	-	-	-	-	-	-	40,000
Total:	**400,000**	**-**	**-**	**-**	**-**	**-**	**-**	**400,000**

III. Fund Summary

Fund Summary	Previous Years	FY 2022/23	FY 2023/24	FY 2024/25	FY 2025/26	FY 2026/27	Future	Total
480 PARKING OPERATIONS FUND	240,000	-	-	-	-	-	-	240,000
490 PARKING CAPITAL NOT BONDS	160,000	-	-	-	-	-	-	160,000
Total:	**400,000**	**-**	**-**	**-**	**-**	**-**	**-**	**400,000**

MIAMIBEACH

CITY OF MIAMI BEACH
FY 2023 - 2027 Capital Budget and 5-Year Capital Improvement Plan

I. General

42ND STREET GARAGE-DISPATCH AREA **PARKING GARAGES**

Project Number:	67418
Department:	PROPERTY MANAGEMENT
Location:	MIDDLE BEACH
Description:	42nd street garage-dispatch area expansion
Projected date range:	10/01/2019 to 12/31/2022

II. Cost Summary

Cost Summary	Previous Years	FY 2022/23	FY 2023/24	FY 2024/25	FY 2025/26	FY 2026/27	Future	Total
ART IN PUBLIC PLACES	6,000	-	-	-	-	-	-	6,000
CONSTRUCTION	300,000	-	-	-	-	-	-	300,000
CONTRACTED SERVICES REPAIR	85,232	-	-	-	-	-	-	85,232
PROFESSIONAL SERVICES	14,768	-	-	-	-	-	-	14,768
Total:	**406,000**	**-**	**-**	**-**	**-**	**-**	**-**	**406,000**

III. Fund Summary

Fund Summary	Previous Years	FY 2022/23	FY 2023/24	FY 2024/25	FY 2025/26	FY 2026/27	Future	Total
486 2010 PARKING BONDS 2010-27491	306,000	-	-	-	-	-	-	306,000
490 PARKING CAPITAL NOT BONDS	100,000	-	-	-	-	-	-	100,000
Total:	**406,000**	**-**	**-**	**-**	**-**	**-**	**-**	**406,000**

MIAMIBEACH

CITY OF MIAMI BEACH
FY 2023 - 2027 Capital Budget and 5-Year Capital Improvement Plan

I. General

42ND STREET GARAGE-FIRE SPRINKLER **PARKING GARAGES**

Project Number:	60724
Department:	PROPERTY MANAGEMENT
Location:	MIDDLE BEACH
Description:	Fire Sprinkler system renewal
Projected date range:	10/01/2023 to 09/30/2024

II. Cost Summary

Cost Summary	Previous Years	FY 2022/23	FY 2023/24	FY 2024/25	FY 2025/26	FY 2026/27	Future	Total
CONTRACTED SERVICES REPAIR	-	-	40,000	-	-	-	-	40,000
Total:	**-**	**-**	**40,000**	**-**	**-**	**-**	**-**	**40,000**

III. Fund Summary

Fund Summary	Previous Years	FY 2022/23	FY 2023/24	FY 2024/25	FY 2025/26	FY 2026/27	Future	Total
490 PARKING CAPITAL NOT BONDS	-	-	40,000	-	-	-	-	40,000
Total:	**-**	**-**	**40,000**	**-**	**-**	**-**	**-**	**40,000**

MIAMIBEACH

CITY OF MIAMI BEACH
FY 2023 - 2027 Capital Budget and 5-Year Capital Improvement Plan

I. General

42ND STREET GARAGE-GENERATOR **PARKING GARAGES**

Project Number:	68018
Department:	PROPERTY MANAGEMENT
Location:	MIDDLE BEACH
Description:	Replacement of the generator
Projected date range:	10/01/2019 to 12/31/2022

II. Cost Summary

Cost Summary	Previous Years	FY 2022/23	FY 2023/24	FY 2024/25	FY 2025/26	FY 2026/27	Future	Total
CONTRACTED SERVICES REPAIR	128	-	-	-	-	-	-	128
EQUIPMENT	94,233	-	-	-	-	-	-	94,233
OTHER OPERATING	2,189	-	-	-	-	-	-	2,189
Total:	**96,550**	**-**	**-**	**-**	**-**	**-**	**-**	**96,550**

III. Fund Summary

Fund Summary	Previous Years	FY 2022/23	FY 2023/24	FY 2024/25	FY 2025/26	FY 2026/27	Future	Total
490 PARKING CAPITAL NOT BONDS	96,550	-	-	-	-	-	-	96,550
Total:	**96,550**	**-**	**-**	**-**	**-**	**-**	**-**	**96,550**

MIAMIBEACH

CITY OF MIAMI BEACH
FY 2023 - 2027 Capital Budget and 5-Year Capital Improvement Plan

I. General

5TH ST & ALTON GARA STORMWATER WELL **PARKING GARAGES**

Project Number: 66522
Department: PARKING ADMINISTRATION
Location:
Description: Refurbishment of water wells to prolong the life of the assets. The total project cost is $144,000 . However, the city's obligation is 46% of the total cost resulting in the amount of $66,240.
Projected date range: 06/27/2022 to 12/31/2022

II. Cost Summary

Cost Summary	Previous Years	FY 2022/23	FY 2023/24	FY 2024/25	FY 2025/26	FY 2026/27	Future	Total
CONSTRUCTION	67,000	-	-	-	-	-	-	67,000
Total:	**67,000**	**-**	**-**	**-**	**-**	**-**	**-**	**67,000**

III. Fund Summary

Fund Summary	Previous Years	FY 2022/23	FY 2023/24	FY 2024/25	FY 2025/26	FY 2026/27	Future	Total
490 PARKING CAPITAL NOT BONDS	67,000	-	-	-	-	-	-	67,000
Total:	**67,000**	**-**	**-**	**-**	**-**	**-**	**-**	**67,000**

MIAMIBEACH

CITY OF MIAMI BEACH
FY 2023 - 2027 Capital Budget and 5-Year Capital Improvement Plan

I. General

7 ST GARAGE-SUPERSTRUCTURE RENEWAL **PARKING GARAGES**

Project Number:	60224
Department:	PROPERTY MANAGEMENT
Location:	SOUTH BEACH
Description:	7th street garage-superstructure renewal
Projected date range:	10/01/2024 to 09/30/2025

II. Cost Summary

Cost Summary	Previous Years	FY 2022/23	FY 2023/24	FY 2024/25	FY 2025/26	FY 2026/27	Future	Total
CONTRACTED SERVICES REPAIR	-	-	-	250,000	-	-	-	250,000
Total:	**-**	**-**	**-**	**250,000**	**-**	**-**	**-**	**250,000**

III. Fund Summary

Fund Summary	Previous Years	FY 2022/23	FY 2023/24	FY 2024/25	FY 2025/26	FY 2026/27	Future	Total
142 7TH STREET GARAGE	-	-	-	250,000	-	-	-	250,000
Total:	**-**	**-**	**-**	**250,000**	**-**	**-**	**-**	**250,000**

MIAMIBEACH

CITY OF MIAMI BEACH
FY 2023 - 2027 Capital Budget and 5-Year Capital Improvement Plan

I. General

7TH ST GARAGE SURFACE RESTORATION **PARKING GARAGES**

Project Number:	68220
Department:	PROPERTY MANAGEMENT
Location:	SOUTH BEACH
Description:	7th street garage-interior surface restoration
Projected date range:	10/01/2019 to 12/31/2022

II. Cost Summary

Cost Summary	Previous Years	FY 2022/23	FY 2023/24	FY 2024/25	FY 2025/26	FY 2026/27	Future	Total
CONTRACTED SERVICES REPAIR	95,000	-	-	-	-	-	-	95,000
Total:	**95,000**	**-**	**-**	**-**	**-**	**-**	**-**	**95,000**

III. Fund Summary

Fund Summary	Previous Years	FY 2022/23	FY 2023/24	FY 2024/25	FY 2025/26	FY 2026/27	Future	Total
142 7TH STREET GARAGE	95,000	-	-	-	-	-	-	95,000
Total:	**95,000**	**-**	**-**	**-**	**-**	**-**	**-**	**95,000**

MIAMIBEACH

CITY OF MIAMI BEACH
FY 2023 - 2027 Capital Budget and 5-Year Capital Improvement Plan

I. General

7TH ST GARAGE-FIRE SPRINKLER & PUMP **PARKING GARAGES**

Project Number:	60422
Department:	PROPERTY MANAGEMENT
Location:	SOUTH BEACH
Description:	7th street garage-fire sprinkler/fire pump
Projected date range:	10/01/2021 to 12/31/2022

II. Cost Summary

Cost Summary	Previous Years	FY 2022/23	FY 2023/24	FY 2024/25	FY 2025/26	FY 2026/27	Future	Total
EQUIPMENT	296,692	-	-	-	-	-	-	296,692
PROFESSIONAL SERVICES	3,308	-	-	-	-	-	-	3,308
Total:	**300,000**	**-**	**-**	**-**	**-**	**-**	**-**	**300,000**

III. Fund Summary

Fund Summary	Previous Years	FY 2022/23	FY 2023/24	FY 2024/25	FY 2025/26	FY 2026/27	Future	Total
142 7TH STREET GARAGE	300,000	-	-	-	-	-	-	300,000
Total:	**300,000**	**-**	**-**	**-**	**-**	**-**	**-**	**300,000**

MIAMIBEACH

CITY OF MIAMI BEACH
FY 2023 - 2027 Capital Budget and 5-Year Capital Improvement Plan

I. General

7TH ST GARAGE-TRAFFIC COATING **PARKING GARAGES**

Project Number:	60723
Department:	PROPERTY MANAGEMENT
Location:	SOUTH BEACH
Description:	7th street garage-traffic coating renewal
Projected date range:	10/01/2022 to 09/30/2023

II. Cost Summary

Cost Summary	Previous Years	FY 2022/23	FY 2023/24	FY 2024/25	FY 2025/26	FY 2026/27	Future	Total
CONTRACTED SERVICES REPAIR	-	150,000	-	-	-	-	-	150,000
Total:	**-**	**150,000**	**-**	**-**	**-**	**-**	**-**	**150,000**

III. Fund Summary

Fund Summary	Previous Years	FY 2022/23	FY 2023/24	FY 2024/25	FY 2025/26	FY 2026/27	Future	Total
142 7TH STREET GARAGE	-	150,000	-	-	-	-	-	150,000
Total:	**-**	**150,000**	**-**	**-**	**-**	**-**	**-**	**150,000**

MIAMIBEACH

CITY OF MIAMI BEACH
FY 2023 - 2027 Capital Budget and 5-Year Capital Improvement Plan

I. General

7TH ST GRGE-ENTRANCE FLOOD CONTROL **PARKING GARAGES**

Project Number:	21121
Department:	PROPERTY MANAGEMENT
Location:	SOUTH BEACH
Description:	This project seeks to improve the rain water drainage, reduction of ponding and prevent infrastructure damage in the garage.
Projected date range:	10/01/2021 to 12/31/2023

II. Cost Summary

Cost Summary	Previous Years	FY 2022/23	FY 2023/24	FY 2024/25	FY 2025/26	FY 2026/27	Future	Total
CONSTRUCTION	259,806	-	-	-	-	-	-	259,806
PROFESSIONAL SERVICES	18,194	-	-	-	-	-	-	18,194
Total:	**278,000**	**-**	**-**	**-**	**-**	**-**	**-**	**278,000**

III. Fund Summary

Fund Summary	Previous Years	FY 2022/23	FY 2023/24	FY 2024/25	FY 2025/26	FY 2026/27	Future	Total
142 7TH STREET GARAGE	278,000	-	-	-	-	-	-	278,000
Total:	**278,000**	**-**	**-**	**-**	**-**	**-**	**-**	**278,000**

MIAMIBEACH

CITY OF MIAMI BEACH
FY 2023 - 2027 Capital Budget and 5-Year Capital Improvement Plan

I. General

7TH ST. GARAGE FIRE ALARM SYSTEM **PARKING GARAGES**

Project Number: 69310
Department: PROPERTY MANAGEMENT
Location: SOUTH BEACH
Description: Fire Alarm System Replacement -- Replace aged fire alarm system devices. This project was selected based on the life safety criterion.
Projected date range: 10/01/2015 to 12/31/2022

II. Cost Summary

Cost Summary	Previous Years	FY 2022/23	FY 2023/24	FY 2024/25	FY 2025/26	FY 2026/27	Future	Total
CONTRACTED SERVICES REPAIR	22,000	-	-	-	-	-	-	22,000
OTHER SUPPLIES	29,087	-	-	-	-	-	-	29,087
Total:	**51,087**	**-**	**-**	**-**	**-**	**-**	**-**	**51,087**

III. Fund Summary

Fund Summary	Previous Years	FY 2022/23	FY 2023/24	FY 2024/25	FY 2025/26	FY 2026/27	Future	Total
142 7TH STREET GARAGE	51,087	-	-	-	-	-	-	51,087
Total:	**51,087**	**-**	**-**	**-**	**-**	**-**	**-**	**51,087**

MIAMIBEACH

CITY OF MIAMI BEACH
FY 2023 - 2027 Capital Budget and 5-Year Capital Improvement Plan

I. General

7TH ST. PARKING GARAGE 3 X 7 DOOR **PARKING GARAGES**

Project Number:	64328
Department:	PROPERTY MANAGEMENT
Location:	SOUTH BEACH
Description:	Replacement of HM Doors
Projected date range:	10/01/2026 to 09/30/2027

II. Cost Summary

Cost Summary	Previous Years	FY 2022/23	FY 2023/24	FY 2024/25	FY 2025/26	FY 2026/27	Future	Total
RENOVATION	-	-	-	-	-	73,200	-	73,200
Total:	**-**	**-**	**-**	**-**	**-**	**73,200**	**-**	**73,200**

III. Fund Summary

Fund Summary	Previous Years	FY 2022/23	FY 2023/24	FY 2024/25	FY 2025/26	FY 2026/27	Future	Total
142 7TH STREET GARAGE	-	-	-	-	-	73,200	-	73,200
Total:	**-**	**-**	**-**	**-**	**-**	**73,200**	**-**	**73,200**

MIAMIBEACH

CITY OF MIAMI BEACH
FY 2023 - 2027 Capital Budget and 5-Year Capital Improvement Plan

I. General

7TH ST. PARKING GARAGE ELEVATOR CAB **PARKING GARAGES**

Project Number:	62524
Department:	PROPERTY MANAGEMENT
Location:	SOUTH BEACH
Description:	Elevator interior Cab Finishes Renewal
Projected date range:	10/01/2023 to 09/30/2024

II. Cost Summary

Cost Summary	Previous Years	FY 2022/23	FY 2023/24	FY 2024/25	FY 2025/26	FY 2026/27	Future	Total
RENOVATION	-	-	91,500	-	-	-	-	91,500
Total:	**-**	**-**	**91,500**	**-**	**-**	**-**	**-**	**91,500**

III. Fund Summary

Fund Summary	Previous Years	FY 2022/23	FY 2023/24	FY 2024/25	FY 2025/26	FY 2026/27	Future	Total
142 7TH STREET GARAGE	-	-	91,500	-	-	-	-	91,500
Total:	**-**	**-**	**91,500**	**-**	**-**	**-**	**-**	**91,500**

MIAMIBEACH

CITY OF MIAMI BEACH
FY 2023 - 2027 Capital Budget and 5-Year Capital Improvement Plan

I. General

7TH ST. PARKING GARAGE ELEVATOR CAB **PARKING GARAGES**

Project Number:	66523
Department:	PROPERTY MANAGEMENT
Location:	SOUTH BEACH
Description:	Elevator Cabs & Controls
Projected date range:	10/01/2022 to 09/30/2023

II. Cost Summary

Cost Summary	Previous Years	FY 2022/23	FY 2023/24	FY 2024/25	FY 2025/26	FY 2026/27	Future	Total
RENOVATION	-	336,000	-	-	-	-	-	336,000
Total:	**-**	**336,000**	**-**	**-**	**-**	**-**	**-**	**336,000**

III. Fund Summary

Fund Summary	Previous Years	FY 2022/23	FY 2023/24	FY 2024/25	FY 2025/26	FY 2026/27	Future	Total
142 7TH STREET GARAGE	-	336,000	-	-	-	-	-	336,000
Total:	**-**	**336,000**	**-**	**-**	**-**	**-**	**-**	**336,000**

MIAMIBEACH

CITY OF MIAMI BEACH
FY 2023 - 2027 Capital Budget and 5-Year Capital Improvement Plan

I. General

7TH ST. PARKING GARAGE FLOOD PANELS **PARKING GARAGES**

Project Number: 66423
Department: PROPERTY MANAGEMENT
Location: SOUTH BEACH
Description: Flood Panels Renewal

Projected date range: 10/01/2022 to 09/30/2023

II. Cost Summary

Cost Summary	Previous Years	FY 2022/23	FY 2023/24	FY 2024/25	FY 2025/26	FY 2026/27	Future	Total
RENOVATION	-	160,000	-	-	-	-	-	160,000
Total:	**-**	**160,000**	**-**	**-**	**-**	**-**	**-**	**160,000**

III. Fund Summary

Fund Summary	Previous Years	FY 2022/23	FY 2023/24	FY 2024/25	FY 2025/26	FY 2026/27	Future	Total
142 7TH STREET GARAGE	-	160,000	-	-	-	-	-	160,000
Total:	**-**	**160,000**	**-**	**-**	**-**	**-**	**-**	**160,000**

MIAMIBEACH

CITY OF MIAMI BEACH
FY 2023 - 2027 Capital Budget and 5-Year Capital Improvement Plan

I. General

7TH ST. PARKING GARAGE GATE **PARKING GARAGES**

Project Number:	66723
Department:	PROPERTY MANAGEMENT
Location:	SOUTH BEACH
Description:	Replacement of existing entry gates at the 7th St. Parking Garage
Projected date range:	10/01/2022 to 09/30/2023

II. Cost Summary

Cost Summary	Previous Years	FY 2022/23	FY 2023/24	FY 2024/25	FY 2025/26	FY 2026/27	Future	Total
RENOVATION	-	69,000	-	-	-	-	-	69,000
Total:	**-**	**69,000**	**-**	**-**	**-**	**-**	**-**	**69,000**

III. Fund Summary

Fund Summary	Previous Years	FY 2022/23	FY 2023/24	FY 2024/25	FY 2025/26	FY 2026/27	Future	Total
142 7TH STREET GARAGE	-	69,000	-	-	-	-	-	69,000
Total:	**-**	**69,000**	**-**	**-**	**-**	**-**	**-**	**69,000**

MIAMIBEACH

CITY OF MIAMI BEACH
FY 2023 - 2027 Capital Budget and 5-Year Capital Improvement Plan

I. General

7TH ST. PARKING GARAGE HOSE BIB **PARKING GARAGES**

Project Number:	66623
Department:	PROPERTY MANAGEMENT
Location:	SOUTH BEACH
Description:	Hose Bib Renewal
Projected date range:	10/01/2022 to 09/30/2023

II. Cost Summary

Cost Summary	Previous Years	FY 2022/23	FY 2023/24	FY 2024/25	FY 2025/26	FY 2026/27	Future	Total
RENOVATION	-	43,000	-	-	-	-	-	43,000
Total:	**-**	**43,000**	**-**	**-**	**-**	**-**	**-**	**43,000**

III. Fund Summary

Fund Summary	Previous Years	FY 2022/23	FY 2023/24	FY 2024/25	FY 2025/26	FY 2026/27	Future	Total
142 7TH STREET GARAGE	-	43,000	-	-	-	-	-	43,000
Total:	**-**	**43,000**	**-**	**-**	**-**	**-**	**-**	**43,000**

MIAMIBEACH

CITY OF MIAMI BEACH
FY 2023 - 2027 Capital Budget and 5-Year Capital Improvement Plan

I. General

7TH ST. PARKING GARAGE JOINT REPLAC **PARKING GARAGES**

Project Number:	66823
Department:	PROPERTY MANAGEMENT
Location:	SOUTH BEACH
Description:	Joint Replacement renewal
Projected date range:	10/01/2022 to 09/30/2023

II. Cost Summary

Cost Summary	Previous Years	FY 2022/23	FY 2023/24	FY 2024/25	FY 2025/26	FY 2026/27	Future	Total
RENOVATION	-	171,000	-	-	-	-	-	171,000
Total:	**-**	**171,000**	**-**	**-**	**-**	**-**	**-**	**171,000**

III. Fund Summary

Fund Summary	Previous Years	FY 2022/23	FY 2023/24	FY 2024/25	FY 2025/26	FY 2026/27	Future	Total
142 7TH STREET GARAGE	-	171,000	-	-	-	-	-	171,000
Total:	**-**	**171,000**	**-**	**-**	**-**	**-**	**-**	**171,000**

MIAMIBEACH

CITY OF MIAMI BEACH
FY 2023 - 2027 Capital Budget and 5-Year Capital Improvement Plan

I. General

7TH ST. PARKING GARAGE PERM. DECKS **PARKING GARAGES**

Project Number:	61925
Department:	PROPERTY MANAGEMENT
Location:	SOUTH BEACH
Description:	Permeable Decks coating
Projected date range:	10/01/2024 to 09/30/2025

II. Cost Summary

Cost Summary	Previous Years	FY 2022/23	FY 2023/24	FY 2024/25	FY 2025/26	FY 2026/27	Future	Total
RENOVATION	-	-	-	75,000	-	-	-	75,000
Total:	**-**	**-**	**-**	**75,000**	**-**	**-**	**-**	**75,000**

III. Fund Summary

Fund Summary	Previous Years	FY 2022/23	FY 2023/24	FY 2024/25	FY 2025/26	FY 2026/27	Future	Total
142 7TH STREET GARAGE	-	-	-	75,000	-	-	-	75,000
Total:	**-**	**-**	**-**	**75,000**	**-**	**-**	**-**	**75,000**

MIAMIBEACH

CITY OF MIAMI BEACH
FY 2023 - 2027 Capital Budget and 5-Year Capital Improvement Plan

I. General

7TH ST. PARKING GARAGE SHIPS LADDER **PARKING GARAGES**

Project Number:	64428
Department:	PROPERTY MANAGEMENT
Location:	SOUTH BEACH
Description:	Replacement of roof access ladder
Projected date range:	10/01/2026 to 09/30/2027

II. Cost Summary

Cost Summary	Previous Years	FY 2022/23	FY 2023/24	FY 2024/25	FY 2025/26	FY 2026/27	Future	Total
RENOVATION	-	-	-	-	-	114,680	-	114,680
Total:	**-**	**-**	**-**	**-**	**-**	**114,680**	**-**	**114,680**

III. Fund Summary

Fund Summary	Previous Years	FY 2022/23	FY 2023/24	FY 2024/25	FY 2025/26	FY 2026/27	Future	Total
142 7TH STREET GARAGE	-	-	-	-	-	114,680	-	114,680
Total:	**-**	**-**	**-**	**-**	**-**	**114,680**	**-**	**114,680**

MIAMIBEACH

CITY OF MIAMI BEACH
FY 2023 - 2027 Capital Budget and 5-Year Capital Improvement Plan

I. General

7TH ST. PARKING GARAGE TRAFFIC COAT **PARKING GARAGES**

Project Number:	64528
Department:	PROPERTY MANAGEMENT
Location:	SOUTH BEACH
Description:	Traffic coating of all decks
Projected date range:	10/01/2027 to 09/30/2028

II. Cost Summary

Cost Summary	Previous Years	FY 2022/23	FY 2023/24	FY 2024/25	FY 2025/26	FY 2026/27	Future	Total
FUTURE	-	-	-	-	-	-	2,135,000	2,135,000
Total:	**-**	**-**	**-**	**-**	**-**	**-**	**2,135,000**	**2,135,000**

III. Fund Summary

Fund Summary	Previous Years	FY 2022/23	FY 2023/24	FY 2024/25	FY 2025/26	FY 2026/27	Future	Total
FUTURE	-	-	-	-	-	-	2,135,000	2,135,000
Total:	**-**	**-**	**-**	**-**	**-**	**-**	**2,135,000**	**2,135,000**

MIAMIBEACH

CITY OF MIAMI BEACH
FY 2023 - 2027 Capital Budget and 5-Year Capital Improvement Plan

I. General

7TH STREET GARAGE UPGRADE LIGHTING **PARKING GARAGES**

Project Number: 61118
Department: PROPERTY MANAGEMENT
Location: SOUTH BEACH
Description: Replace the current inefficient lighting system with a high efficiency LED system that will provide a safer well lit interior environment in the garage.

Projected date range: 10/01/2017 to 12/31/2022

II. Cost Summary

Cost Summary	Previous Years	FY 2022/23	FY 2023/24	FY 2024/25	FY 2025/26	FY 2026/27	Future	Total
OTHER CONTRACTUAL SERVICES	127,993	-	-	-	-	-	-	127,993
Total:	**127,993**	**-**	**-**	**-**	**-**	**-**	**-**	**127,993**

III. Fund Summary

Fund Summary	Previous Years	FY 2022/23	FY 2023/24	FY 2024/25	FY 2025/26	FY 2026/27	Future	Total
142 7TH STREET GARAGE	127,993	-	-	-	-	-	-	127,993
Total:	**127,993**	**-**	**-**	**-**	**-**	**-**	**-**	**127,993**

MIAMIBEACH

CITY OF MIAMI BEACH
FY 2023 - 2027 Capital Budget and 5-Year Capital Improvement Plan

I. General

7TH STREET GARAGE-DOOR REPLACEMENT **PARKING GARAGES**

Project Number:	64719
Department:	PROPERTY MANAGEMENT
Location:	SOUTH BEACH
Description:	Current doors and frames are rusted due to environment around garage.
Projected date range:	10/01/2018 to 12/31/2022

II. Cost Summary

Cost Summary	Previous Years	FY 2022/23	FY 2023/24	FY 2024/25	FY 2025/26	FY 2026/27	Future	Total
CONTRACTED SERVICES REPAIR	50,000	-	-	-	-	-	-	50,000
Total:	**50,000**	**-**	**-**	**-**	**-**	**-**	**-**	**50,000**

III. Fund Summary

Fund Summary	Previous Years	FY 2022/23	FY 2023/24	FY 2024/25	FY 2025/26	FY 2026/27	Future	Total
142 7TH STREET GARAGE	50,000	-	-	-	-	-	-	50,000
Total:	**50,000**	**-**	**-**	**-**	**-**	**-**	**-**	**50,000**

MIAMIBEACH

CITY OF MIAMI BEACH
FY 2023 - 2027 Capital Budget and 5-Year Capital Improvement Plan

I. General

7TH STREET GARAGE-ELEVATOR **PARKING GARAGES**

Project Number:	20026
Department:	PROPERTY MANAGEMENT
Location:	SOUTH BEACH
Description:	7th street garage-elevator renewal
Projected date range:	10/01/2024 to 09/30/2025

II. Cost Summary

Cost Summary	Previous Years	FY 2022/23	FY 2023/24	FY 2024/25	FY 2025/26	FY 2026/27	Future	Total
EQUIPMENT	-	-	-	400,000	-	-	-	400,000
Total:	**-**	**-**	**-**	**400,000**	**-**	**-**	**-**	**400,000**

III. Fund Summary

Fund Summary	Previous Years	FY 2022/23	FY 2023/24	FY 2024/25	FY 2025/26	FY 2026/27	Future	Total
142 7TH STREET GARAGE	-	-	-	400,000	-	-	-	400,000
Total:	**-**	**-**	**-**	**400,000**	**-**	**-**	**-**	**400,000**

MIAMIBEACH

CITY OF MIAMI BEACH
FY 2023 - 2027 Capital Budget and 5-Year Capital Improvement Plan

I. General

7TH STREET GARAGE-INTERIOR DRAINAGE **PARKING GARAGES**

Project Number:	60620
Department:	PROPERTY MANAGEMENT
Location:	SOUTH BEACH
Description:	New interior drainage pipes.
Projected date range:	10/01/2019 to 12/31/2022

II. Cost Summary

Cost Summary	Previous Years	FY 2022/23	FY 2023/24	FY 2024/25	FY 2025/26	FY 2026/27	Future	Total
CONTRACTED SERVICES REPAIR	30,000	-	-	-	-	-	-	30,000
Total:	**30,000**	**-**	**-**	**-**	**-**	**-**	**-**	**30,000**

III. Fund Summary

Fund Summary	Previous Years	FY 2022/23	FY 2023/24	FY 2024/25	FY 2025/26	FY 2026/27	Future	Total
142 7TH STREET GARAGE	30,000	-	-	-	-	-	-	30,000
Total:	**30,000**	**-**	**-**	**-**	**-**	**-**	**-**	**30,000**

MIAMIBEACH

CITY OF MIAMI BEACH
FY 2023 - 2027 Capital Budget and 5-Year Capital Improvement Plan

I. General

7TH STREET GARAGE-LANDSCAPING **PARKING GARAGES**

Project Number:	60124
Department:	PROPERTY MANAGEMENT
Location:	SOUTH BEACH
Description:	7th street garage-landscaping/irrigation renewal
Projected date range:	10/01/2023 to 09/30/2024

II. Cost Summary

Cost Summary	Previous Years	FY 2022/23	FY 2023/24	FY 2024/25	FY 2025/26	FY 2026/27	Future	Total
CONTRACTED SERVICES REPAIR	-	-	120,000	-	-	-	-	120,000
Total:	**-**	**-**	**120,000**	**-**	**-**	**-**	**-**	**120,000**

III. Fund Summary

Fund Summary	Previous Years	FY 2022/23	FY 2023/24	FY 2024/25	FY 2025/26	FY 2026/27	Future	Total
142 7TH STREET GARAGE	-	-	120,000	-	-	-	-	120,000
Total:	**-**	**-**	**120,000**	**-**	**-**	**-**	**-**	**120,000**

MIAMIBEACH

CITY OF MIAMI BEACH
FY 2023 - 2027 Capital Budget and 5-Year Capital Improvement Plan

I. General

7TH STREET GARAGE-OFFICE/RESTROOM **PARKING GARAGES**

Project Number: 62621

Department: PROPERTY MANAGEMENT

Location: SOUTH BEACH

Description: The office space currently housing Parking staff at the 7th Street Parking garage is substantially in disrepair and has exceeded its useful life. Additionally, the restroom available to City staff does not meet current Florida Building and ADA code. This project will renew the interior finishes within the office spaces, new FF&E, and upgrade the restrooms to meet current codes.

Projected date range: 10/01/2021 to 12/31/2022

II. Cost Summary

Cost Summary	Previous Years	FY 2022/23	FY 2023/24	FY 2024/25	FY 2025/26	FY 2026/27	Future	Total
CONTRACTED SERVICES REPAIR	36,000	-	-	-	-	-	-	36,000
Total:	**36,000**	**-**	**-**	**-**	**-**	**-**	**-**	**36,000**

III. Fund Summary

Fund Summary	Previous Years	FY 2022/23	FY 2023/24	FY 2024/25	FY 2025/26	FY 2026/27	Future	Total
142 7TH STREET GARAGE	36,000	-	-	-	-	-	-	36,000
Total:	**36,000**	**-**	**-**	**-**	**-**	**-**	**-**	**36,000**

MIAMIBEACH

CITY OF MIAMI BEACH
FY 2023 - 2027 Capital Budget and 5-Year Capital Improvement Plan

I. General

7TH STREET GARAGE-STAIRWELL RAILING **PARKING GARAGES**

Project Number:	60623
Department:	PROPERTY MANAGEMENT
Location:	SOUTH BEACH
Description:	7th street garage-stairwell railing replacement
Projected date range:	10/01/2022 to 09/30/2023

II. Cost Summary

Cost Summary	Previous Years	FY 2022/23	FY 2023/24	FY 2024/25	FY 2025/26	FY 2026/27	Future	Total
CONTRACTED SERVICES REPAIR	-	25,000	-	-	-	-	-	25,000
Total:	**-**	**25,000**	**-**	**-**	**-**	**-**	**-**	**25,000**

III. Fund Summary

Fund Summary	Previous Years	FY 2022/23	FY 2023/24	FY 2024/25	FY 2025/26	FY 2026/27	Future	Total
142 7TH STREET GARAGE	-	25,000	-	-	-	-	-	25,000
Total:	**-**	**25,000**	**-**	**-**	**-**	**-**	**-**	**25,000**

MIAMIBEACH

CITY OF MIAMI BEACH
FY 2023 - 2027 Capital Budget and 5-Year Capital Improvement Plan

I. General

7TH STREET PARKING GARAGE ROOF TOP **PARKING GARAGES**

Project Number: 61218
Department: PROPERTY MANAGEMENT
Location: SOUTH BEACH
Description: Replacement of deteriorated steel support structures on both roof top vestibules (NW & SE corners).

Projected date range: 10/01/2017 to 12/31/2022

II. Cost Summary

Cost Summary	Previous Years	FY 2022/23	FY 2023/24	FY 2024/25	FY 2025/26	FY 2026/27	Future	Total
OTHER CONTRACTUAL SERVICES	140,251	-	-	-	-	-	-	140,251
Total:	**140,251**	**-**	**-**	**-**	**-**	**-**	**-**	**140,251**

III. Fund Summary

Fund Summary	Previous Years	FY 2022/23	FY 2023/24	FY 2024/25	FY 2025/26	FY 2026/27	Future	Total
142 7TH STREET GARAGE	140,251	-	-	-	-	-	-	140,251
Total:	**140,251**	**-**	**-**	**-**	**-**	**-**	**-**	**140,251**

MIAMIBEACH

CITY OF MIAMI BEACH
FY 2023 - 2027 Capital Budget and 5-Year Capital Improvement Plan

I. General

ANCHOR - INTERIOR FLOOR DRAINAGE **PARKING GARAGES**

Project Number:	67118
Department:	PROPERTY MANAGEMENT
Location:	SOUTH BEACH
Description:	Anchor garage-renewal of interior floor drainage piping
Projected date range:	10/01/2019 to 12/31/2022

II. Cost Summary

Cost Summary	Previous Years	FY 2022/23	FY 2023/24	FY 2024/25	FY 2025/26	FY 2026/27	Future	Total
CONTRACTED SERVICES REPAIR	30,000	-	-	-	-	-	-	30,000
Total:	**30,000**	**-**	**-**	**-**	**-**	**-**	**-**	**30,000**

III. Fund Summary

Fund Summary	Previous Years	FY 2022/23	FY 2023/24	FY 2024/25	FY 2025/26	FY 2026/27	Future	Total
463 RDA- GARAGE FUND	30,000	-	-	-	-	-	-	30,000
Total:	**30,000**	**-**	**-**	**-**	**-**	**-**	**-**	**30,000**

MIAMIBEACH

CITY OF MIAMI BEACH
FY 2023 - 2027 Capital Budget and 5-Year Capital Improvement Plan

I. General

ANCHOR GARAGE ELEVATOR REPLACEMENT **PARKING GARAGES**

Project Number:	60190
Department:	PROPERTY MANAGEMENT
Location:	SOUTH BEACH
Description:	ELEVATOR REPLACEMENT/REFURBISH Replace /refurbish elevators as needed due to age and extreme maintenance costs.
Projected date range:	10/01/2015 to 12/31/2022

II. Cost Summary

Cost Summary	Previous Years	FY 2022/23	FY 2023/24	FY 2024/25	FY 2025/26	FY 2026/27	Future	Total
CONTRACTED SERVICES REPAIR	257,834	-	-	-	-	-	-	257,834
EQUIPMENT	100,161	-	-	-	-	-	-	100,161
Total:	**357,995**	**-**	**-**	**-**	**-**	**-**	**-**	**357,995**

III. Fund Summary

Fund Summary	Previous Years	FY 2022/23	FY 2023/24	FY 2024/25	FY 2025/26	FY 2026/27	Future	Total
463 RDA- GARAGE FUND	357,995	-	-	-	-	-	-	357,995
Total:	**357,995**	**-**	**-**	**-**	**-**	**-**	**-**	**357,995**

MIAMIBEACH

CITY OF MIAMI BEACH
FY 2023 - 2027 Capital Budget and 5-Year Capital Improvement Plan

I. General

COLLINS PARK PARKING GARAGE **PARKING GARAGES**

Project Number: 28010

Department: CAPITAL IMPROVEMENT PROGRAM

Location: SOUTH BEACH

Description: The Collins Park Parking Garage will be a seven (7) story structure and have the capacity for approximately 513 vehicles, approximately 15,000 square feet of retail spaces on the ground floor fronting Park Avenue, Liberty Avenue, and 23rd Street, passenger elevators in each lobby to the upper levels, a security office, bicycle parking and car charging stations. The project also includes landscape and irrigation, hardscape, paving and storm drainage, water mains, signage and site lighting. The approximately 0.713 acres site has an existing one-story concrete building that will be demolished as part of this project. Liberty Avenue from 23'd Street north will be open to the Garage entrance, and the balance of Liberty Avenue to 22"d Street utilized as a small pedestrian plaza. It is the City's intent to achieve Gold Level LEED and Parksmart Certification (formerly known as Green Garage Certification) for the Collins Park Garage. This rating system will help to reduce environmental impact, increase energy efficiency and performance, efficiently manage parking spaces, promote alternative mobility options and strengthen community relationships.

Projected date range: 10/01/2015 to 12/31/2022

II. Cost Summary

Cost Summary	Previous Years	FY 2022/23	FY 2023/24	FY 2024/25	FY 2025/26	FY 2026/27	Future	Total
CONSTRUCTION	21,843,591	-	-	-	-	-	-	21,843,591
CONSTRUCTION MANAGEMENT	2,357,200	-	-	-	-	-	-	2,357,200
DESIGN AND ENGINEERING	3,107,399	-	-	-	-	-	-	3,107,399
FURNITURE, FIXTURES, EQUIPMENT	4,081	-	-	-	-	-	-	4,081
TRANSFER OUT	278,000	-	-	-	-	-	-	278,000
Total:	**27,590,271**	**-**	**-**	**-**	**-**	**-**	**-**	**27,590,271**

III. Fund Summary

Fund Summary	Previous Years	FY 2022/23	FY 2023/24	FY 2024/25	FY 2025/26	FY 2026/27	Future	Total
365 CITY CENTER RDA CAP FUND	25,521,271	-	-	-	-	-	-	25,521,271
463 RDA- GARAGE FUND	2,069,000	-	-	-	-	-	-	2,069,000
Total:	**27,590,271**	**-**	**-**	**-**	**-**	**-**	**-**	**27,590,271**

MIAMIBEACH

CITY OF MIAMI BEACH
FY 2023 - 2027 Capital Budget and 5-Year Capital Improvement Plan

I. General

GARAGE SECURITY CAMERA SYSTEM **PARKING GARAGES**

Project Number:	26100
Department:	PARKING ADMINISTRATION
Location:	CITYWIDE
Description:	Security Camera System at all municipal parking facilities.
Projected date range:	10/01/2015 to 03/31/2024

II. Cost Summary

Cost Summary	Previous Years	FY 2022/23	FY 2023/24	FY 2024/25	FY 2025/26	FY 2026/27	Future	Total
CONSTRUCTION	2,421,787	-	-	-	-	-	-	2,421,787
DESIGN AND ENGINEERING	87,270	-	-	-	-	-	-	87,270
Total:	**2,509,057**	**-**	**-**	**-**	**-**	**-**	**-**	**2,509,057**

III. Fund Summary

Fund Summary	Previous Years	FY 2022/23	FY 2023/24	FY 2024/25	FY 2025/26	FY 2026/27	Future	Total
142 7TH STREET GARAGE	216,585	-	-	-	-	-	-	216,585
463 RDA- GARAGE FUND	250,000	-	-	-	-	-	-	250,000
467 PENN GARAGE FUND	233,000	-	-	-	-	-	-	233,000
480 PARKING OPERATIONS FUND	250,000	-	-	-	-	-	-	250,000
486 2010 PARKING BONDS 2010-27491	1,000,000	-	-	-	-	-	-	1,000,000
490 PARKING CAPITAL NOT BONDS	559,472	-	-	-	-	-	-	559,472
Total:	**2,509,057**	**-**	**-**	**-**	**-**	**-**	**-**	**2,509,057**

MIAMIBEACH

CITY OF MIAMI BEACH
FY 2023 - 2027 Capital Budget and 5-Year Capital Improvement Plan

I. General

GARAGE-LICENSE PLATE RECOGNITION **PARKING GARAGES**

Project Number:	22020
Department:	PARKING ADMINISTRATION
Location:	CITYWIDE
Description:	Purchase and installation of License Plate Recognition (LPR) cameras at all garage entry and exits lanes for purposes of controlling garage access and security.
Projected date range:	10/01/2019 to 12/31/2022

II. Cost Summary

Cost Summary	Previous Years	FY 2022/23	FY 2023/24	FY 2024/25	FY 2025/26	FY 2026/27	Future	Total
EQUIPMENT	855,000	-	-	-	-	-	-	855,000
Total:	**855,000**	**-**	**-**	**-**	**-**	**-**	**-**	**855,000**

III. Fund Summary

Fund Summary	Previous Years	FY 2022/23	FY 2023/24	FY 2024/25	FY 2025/26	FY 2026/27	Future	Total
486 2010 PARKING BONDS 2010-27491	463,205	-	-	-	-	-	-	463,205
490 PARKING CAPITAL NOT BONDS	391,795	-	-	-	-	-	-	391,795
Total:	**855,000**	**-**	**-**	**-**	**-**	**-**	**-**	**855,000**

MIAMIBEACH

CITY OF MIAMI BEACH
FY 2023 - 2027 Capital Budget and 5-Year Capital Improvement Plan

I. General

MB POLICE GARAGE CONCRETE SPALLING **PARKING GARAGES**

Project Number: 61021
Department: PROPERTY MANAGEMENT
Location: SOUTH BEACH
Description: Repair connecting section between MBPD and garage section of concrete spalling and joints. Project to include structural repair drawings, demo of existing area, inspections and permitting, concrete pump, high strength concrete mix.
Projected date range: 10/01/2021 to 12/31/2023

II. Cost Summary

Cost Summary	Previous Years	FY 2022/23	FY 2023/24	FY 2024/25	FY 2025/26	FY 2026/27	Future	Total
RENOVATION	-	1,063,000	-	-	-	-	-	1,063,000
Total:	**-**	**1,063,000**	**-**	**-**	**-**	**-**	**-**	**1,063,000**

III. Fund Summary

Fund Summary	Previous Years	FY 2022/23	FY 2023/24	FY 2024/25	FY 2025/26	FY 2026/27	Future	Total
302 PAY-AS-YOU-GO	-	1,063,000	-	-	-	-	-	1,063,000
Total:	**-**	**1,063,000**	**-**	**-**	**-**	**-**	**-**	**1,063,000**

MIAMIBEACH

CITY OF MIAMI BEACH
FY 2023 - 2027 Capital Budget and 5-Year Capital Improvement Plan

I. General

PARKING GARAGE AT 1262 COLLINS AVE **PARKING GARAGES**

Project Number: 27830

Department: CAPITAL IMPROVEMENT PROGRAM

Location: SOUTH BEACH

Description: Due to the increased need of parking in the city it has been deemed necessary that a parking garage be built at parking lot P16. The project is to have an in-depth engineering study to determine the size of the proposed structure and the maximum number of parking spaces. The project will also include design of the new parking facility, including but not limited to structural, civil, electrical, mechanical and plumbing design as well as the construction of the proposed parking garage structure. Project studies are currently being completed to implement workforce housing as part of the construction project (funding to be determined).

Projected date range: 10/01/2015 to 09/30/2024

II. Cost Summary

Cost Summary	Previous Years	FY 2022/23	FY 2023/24	FY 2024/25	FY 2025/26	FY 2026/27	Future	Total
CAPITAL-STUDIES	30,000	-	-	-	-	-	-	30,000
CONSTRUCTION	6,676,222	-	-	-	-	-	-	6,676,222
CONSTRUCTION MANAGEMENT	826,161	-	-	-	-	-	-	826,161
CONTINGENCY	928,111	-	-	-	-	-	-	928,111
DESIGN AND ENGINEERING	1,278,200	-	-	-	-	-	-	1,278,200
Total:	**9,738,694**	**-**	**-**	**-**	**-**	**-**	**-**	**9,738,694**

III. Fund Summary

Fund Summary	Previous Years	FY 2022/23	FY 2023/24	FY 2024/25	FY 2025/26	FY 2026/27	Future	Total
142 7TH STREET GARAGE	2,563,569	-	-	-	-	-	-	2,563,569
155 FEES IN LIEU OF PARKING	7,145,125	-	-	-	-	-	-	7,145,125
480 PARKING OPERATIONS FUND	30,000	-	-	-	-	-	-	30,000
Total:	**9,738,694**	**-**	**-**	**-**	**-**	**-**	**-**	**9,738,694**

MIAMIBEACH

CITY OF MIAMI BEACH
FY 2023 - 2027 Capital Budget and 5-Year Capital Improvement Plan

I. General

PENN GARAGE - NEW LIGHTING DISPLAY **PARKING GARAGES**

Project Number:	64319
Department:	PROPERTY MANAGEMENT
Location:	SOUTH BEACH
Description:	Replacement of all 1st generation fixtures currently at Penn Garage with present generation fixtures.
Projected date range:	10/01/2018 to 12/31/2022

II. Cost Summary

Cost Summary	Previous Years	FY 2022/23	FY 2023/24	FY 2024/25	FY 2025/26	FY 2026/27	Future	Total
FURNITURE, FIXTURES, EQUIPMENT	353,000	-	-	-	-	-	-	353,000
Total:	**353,000**	**-**	**-**	**-**	**-**	**-**	**-**	**353,000**

III. Fund Summary

Fund Summary	Previous Years	FY 2022/23	FY 2023/24	FY 2024/25	FY 2025/26	FY 2026/27	Future	Total
467 PENN GARAGE FUND	353,000	-	-	-	-	-	-	353,000
Total:	**353,000**	**-**	**-**	**-**	**-**	**-**	**-**	**353,000**

MIAMIBEACH

CITY OF MIAMI BEACH
FY 2023 - 2027 Capital Budget and 5-Year Capital Improvement Plan

I. General

PENN GARAGE DOMESTIC WATER DISTRIBUTION **PARKING GARAGES**

Project Number:	60529
Department:	PROPERTY MANAGEMENT
Location:	SOUTH BEACH
Description:	Replacement of the Domestic Water Distribution
Projected date range:	10/01/2027 to 09/30/2028

II. Cost Summary

Cost Summary	Previous Years	FY 2022/23	FY 2023/24	FY 2024/25	FY 2025/26	FY 2026/27	Future	Total
FUTURE	-	-	-	-	-	-	183,000	183,000
Total:	**-**	**-**	**-**	**-**	**-**	**-**	**183,000**	**183,000**

III. Fund Summary

Fund Summary	Previous Years	FY 2022/23	FY 2023/24	FY 2024/25	FY 2025/26	FY 2026/27	Future	Total
FUTURE	-	-	-	-	-	-	183,000	183,000
Total:	**-**	**-**	**-**	**-**	**-**	**-**	**183,000**	**183,000**

MIAMIBEACH

CITY OF MIAMI BEACH
FY 2023 - 2027 Capital Budget and 5-Year Capital Improvement Plan

I. General

PENN GARAGE EXIST SIGNS AND EMERGENCY **PARKING GARAGES**

Project Number:	60629
Department:	PROPERTY MANAGEMENT
Location:	SOUTH BEACH
Description:	Replacement of Exit Signs and Emergency Lighting
Projected date range:	10/01/2027 to 09/30/2028

II. Cost Summary

Cost Summary	Previous Years	FY 2022/23	FY 2023/24	FY 2024/25	FY 2025/26	FY 2026/27	Future	Total
FUTURE	-	-	-	-	-	-	183,000	183,000
Total:	**-**	**-**	**-**	**-**	**-**	**-**	**183,000**	**183,000**

III. Fund Summary

Fund Summary	Previous Years	FY 2022/23	FY 2023/24	FY 2024/25	FY 2025/26	FY 2026/27	Future	Total
FUTURE	-	-	-	-	-	-	183,000	183,000
Total:	**-**	**-**	**-**	**-**	**-**	**-**	**183,000**	**183,000**

MIAMIBEACH

CITY OF MIAMI BEACH
FY 2023 - 2027 Capital Budget and 5-Year Capital Improvement Plan

I. General

PENN GARAGE FIRE SPRINKLER RENEWAL **PARKING GARAGES**

Project Number:	60729
Department:	PROPERTY MANAGEMENT
Location:	SOUTH BEACH
Description:	Fire Sprinkler Renewal w/ pump
Projected date range:	10/01/2027 to 09/30/2028

II. Cost Summary

Cost Summary	Previous Years	FY 2022/23	FY 2023/24	FY 2024/25	FY 2025/26	FY 2026/27	Future	Total
FUTURE	-	-	-	-	-	-	2,074,000	2,074,000
Total:	**-**	**-**	**-**	**-**	**-**	**-**	**2,074,000**	**2,074,000**

III. Fund Summary

Fund Summary	Previous Years	FY 2022/23	FY 2023/24	FY 2024/25	FY 2025/26	FY 2026/27	Future	Total
FUTURE	-	-	-	-	-	-	2,074,000	2,074,000
Total:	**-**	**-**	**-**	**-**	**-**	**-**	**2,074,000**	**2,074,000**

MIAMIBEACH

CITY OF MIAMI BEACH
FY 2023 - 2027 Capital Budget and 5-Year Capital Improvement Plan

I. General

PENN GARAGE GENERATOR UPGRADE **PARKING GARAGES**

Project Number:	60829
Department:	PROPERTY MANAGEMENT
Location:	SOUTH BEACH
Description:	Generator Upgrades
Projected date range:	10/01/2027 to 09/30/2028

II. Cost Summary

Cost Summary	Previous Years	FY 2022/23	FY 2023/24	FY 2024/25	FY 2025/26	FY 2026/27	Future	Total
FUTURE	-	-	-	-	-	-	481,600	481,600
Total:	**-**	**-**	**-**	**-**	**-**	**-**	**481,600**	**481,600**

III. Fund Summary

Fund Summary	Previous Years	FY 2022/23	FY 2023/24	FY 2024/25	FY 2025/26	FY 2026/27	Future	Total
FUTURE	-	-	-	-	-	-	481,600	481,600
Total:	**-**	**-**	**-**	**-**	**-**	**-**	**481,600**	**481,600**

MIAMIBEACH

CITY OF MIAMI BEACH
FY 2023 - 2027 Capital Budget and 5-Year Capital Improvement Plan

I. General

PENN GARAGE-ELEVATOR RENEWAL **PARKING GARAGES**

Project Number:	20025
Department:	PROPERTY MANAGEMENT
Location:	SOUTH BEACH
Description:	Renewal of the elevator
Projected date range:	10/01/2021 to 09/30/2025

II. Cost Summary

Cost Summary	Previous Years	FY 2022/23	FY 2023/24	FY 2024/25	FY 2025/26	FY 2026/27	Future	Total
FUTURE	-	-	-	-	-	-	500,000	500,000
Total:	**-**	**-**	**-**	**-**	**-**	**-**	**500,000**	**500,000**

III. Fund Summary

Fund Summary	Previous Years	FY 2022/23	FY 2023/24	FY 2024/25	FY 2025/26	FY 2026/27	Future	Total
FUTURE	-	-	-	-	-	-	500,000	500,000
Total:	**-**	**-**	**-**	**-**	**-**	**-**	**500,000**	**500,000**

MIAMIBEACH

CITY OF MIAMI BEACH
FY 2023 - 2027 Capital Budget and 5-Year Capital Improvement Plan

I. General

PENN GARAGE-FIRE ALARM SYSTEM **PARKING GARAGES**

Project Number:	61023
Department:	PROPERTY MANAGEMENT
Location:	SOUTH BEACH
Description:	Alarm system replacement
Projected date range:	10/01/2022 to 09/30/2023

II. Cost Summary

Cost Summary	Previous Years	FY 2022/23	FY 2023/24	FY 2024/25	FY 2025/26	FY 2026/27	Future	Total
EQUIPMENT	-	35,000	-	-	-	-	-	35,000
Total:	**-**	**35,000**	**-**	**-**	**-**	**-**	**-**	**35,000**

III. Fund Summary

Fund Summary	Previous Years	FY 2022/23	FY 2023/24	FY 2024/25	FY 2025/26	FY 2026/27	Future	Total
467 PENN GARAGE FUND	-	35,000	-	-	-	-	-	35,000
Total:	**-**	**35,000**	**-**	**-**	**-**	**-**	**-**	**35,000**

MIAMIBEACH

CITY OF MIAMI BEACH
FY 2023 - 2027 Capital Budget and 5-Year Capital Improvement Plan

I. General

PENN GARAGE-FIRE PUMP REPLACEMENT **PARKING GARAGES**

Project Number:	60923
Department:	PROPERTY MANAGEMENT
Location:	SOUTH BEACH
Description:	Replacement of the Fire pump
Projected date range:	10/01/2022 to 09/30/2023

II. Cost Summary

Cost Summary	Previous Years	FY 2022/23	FY 2023/24	FY 2024/25	FY 2025/26	FY 2026/27	Future	Total
EQUIPMENT	-	100,000	-	-	-	-	-	100,000
Total:	**-**	**100,000**	**-**	**-**	**-**	**-**	**-**	**100,000**

III. Fund Summary

Fund Summary	Previous Years	FY 2022/23	FY 2023/24	FY 2024/25	FY 2025/26	FY 2026/27	Future	Total
467 PENN GARAGE FUND	-	100,000	-	-	-	-	-	100,000
Total:	**-**	**100,000**	**-**	**-**	**-**	**-**	**-**	**100,000**

MIAMIBEACH

CITY OF MIAMI BEACH
FY 2023 - 2027 Capital Budget and 5-Year Capital Improvement Plan

I. General

PENN GARAGE-FIRE SPRINKLER RENEWAL **PARKING GARAGES**

Project Number:	60823
Department:	PROPERTY MANAGEMENT
Location:	SOUTH BEACH
Description:	Fire sprinkler system replacement
Projected date range:	10/01/2022 to 09/30/2023

II. Cost Summary

Cost Summary	Previous Years	FY 2022/23	FY 2023/24	FY 2024/25	FY 2025/26	FY 2026/27	Future	Total
CONTRACTED SERVICES REPAIR	-	300,000	-	-	-	-	-	300,000
Total:	**-**	**300,000**	**-**	**-**	**-**	**-**	**-**	**300,000**

III. Fund Summary

Fund Summary	Previous Years	FY 2022/23	FY 2023/24	FY 2024/25	FY 2025/26	FY 2026/27	Future	Total
467 PENN GARAGE FUND	-	300,000	-	-	-	-	-	300,000
Total:	**-**	**300,000**	**-**	**-**	**-**	**-**	**-**	**300,000**

MIAMIBEACH

CITY OF MIAMI BEACH
FY 2023 - 2027 Capital Budget and 5-Year Capital Improvement Plan

I. General

PENN GARAGE-GENERATOR RENEWAL **PARKING GARAGES**

Project Number:	60424
Department:	PROPERTY MANAGEMENT
Location:	SOUTH BEACH
Description:	Replacement of the Generator
Projected date range:	10/01/2023 to 09/30/2024

II. Cost Summary

Cost Summary	Previous Years	FY 2022/23	FY 2023/24	FY 2024/25	FY 2025/26	FY 2026/27	Future	Total
FUTURE	-	-	-	-	-	-	200,000	200,000
Total:	**-**	**-**	**-**	**-**	**-**	**-**	**200,000**	**200,000**

III. Fund Summary

Fund Summary	Previous Years	FY 2022/23	FY 2023/24	FY 2024/25	FY 2025/26	FY 2026/27	Future	Total
FUTURE	-	-	-	-	-	-	200,000	200,000
Total:	**-**	**-**	**-**	**-**	**-**	**-**	**200,000**	**200,000**

MIAMIBEACH

CITY OF MIAMI BEACH
FY 2023 - 2027 Capital Budget and 5-Year Capital Improvement Plan

I. General

PENN GARAGE-HVAC RENEWAL **PARKING GARAGES**

Project Number:	63021
Department:	PROPERTY MANAGEMENT
Location:	SOUTH BEACH
Description:	Retail air scrubber and duct work.
Projected date range:	10/01/2021 to 09/30/2025

II. Cost Summary

Cost Summary	Previous Years	FY 2022/23	FY 2023/24	FY 2024/25	FY 2025/26	FY 2026/27	Future	Total
CONTRACTED SERVICES REPAIR	105,000	-	-	-	-	-	-	105,000
FUTURE	-	-	-	-	-	-	35,000	35,000
Total:	**105,000**	**-**	**-**	**-**	**-**	**-**	**35,000**	**140,000**

III. Fund Summary

Fund Summary	Previous Years	FY 2022/23	FY 2023/24	FY 2024/25	FY 2025/26	FY 2026/27	Future	Total
467 PENN GARAGE FUND	105,000	-	-	-	-	-	-	105,000
FUTURE	-	-	-	-	-	-	35,000	35,000
Total:	**105,000**	**-**	**-**	**-**	**-**	**-**	**35,000**	**140,000**

MIAMIBEACH

CITY OF MIAMI BEACH
FY 2023 - 2027 Capital Budget and 5-Year Capital Improvement Plan

I. General

PENN GARAGE-PLUMBING SYSTEM UPDATE **PARKING GARAGES**

Project Number:	60524
Department:	PROPERTY MANAGEMENT
Location:	SOUTH BEACH
Description:	Penn garage-domestic water distribution
Projected date range:	10/01/2023 to 09/30/2026

II. Cost Summary

Cost Summary	Previous Years	FY 2022/23	FY 2023/24	FY 2024/25	FY 2025/26	FY 2026/27	Future	Total
CONTRACTED SERVICES REPAIR	-	-	-	-	75,000	-	-	75,000
Total:	**-**	**-**	**-**	**-**	**75,000**	**-**	**-**	**75,000**

III. Fund Summary

Fund Summary	Previous Years	FY 2022/23	FY 2023/24	FY 2024/25	FY 2025/26	FY 2026/27	Future	Total
467 PENN GARAGE FUND	-	-	-	-	75,000	-	-	75,000
Total:	**-**	**-**	**-**	**-**	**75,000**	**-**	**-**	**75,000**

MIAMIBEACH

CITY OF MIAMI BEACH
FY 2023 - 2027 Capital Budget and 5-Year Capital Improvement Plan

I. General

PENN GARAGE-ROOFTOP-STAIRS ELEVATOR **PARKING GARAGES**

Project Number:	60025
Department:	PROPERTY MANAGEMENT
Location:	SOUTH BEACH
Description:	Renewal of rooftop in the stairs and elevator area.
Projected date range:	10/01/2024 to 09/30/2027

II. Cost Summary

Cost Summary	Previous Years	FY 2022/23	FY 2023/24	FY 2024/25	FY 2025/26	FY 2026/27	Future	Total
CONTRACTED SERVICES REPAIR	-	-	-	-	-	40,000	-	40,000
Total:	**-**	**-**	**-**	**-**	**-**	**40,000**	**-**	**40,000**

III. Fund Summary

Fund Summary	Previous Years	FY 2022/23	FY 2023/24	FY 2024/25	FY 2025/26	FY 2026/27	Future	Total
467 PENN GARAGE FUND	-	-	-	-	-	40,000	-	40,000
Total:	**-**	**-**	**-**	**-**	**-**	**40,000**	**-**	**40,000**

MIAMIBEACH

CITY OF MIAMI BEACH
FY 2023 - 2027 Capital Budget and 5-Year Capital Improvement Plan

I. General

PENN GARAGE-TRAFFIC COATING-RETAIL **PARKING GARAGES**

Project Number:	63121
Department:	PROPERTY MANAGEMENT
Location:	SOUTH BEACH
Description:	Renew traffic coating over existing occupied spaces and renew traffic coating over other areas of the garage.
Projected date range:	10/01/2021 to 12/31/2022

II. Cost Summary

Cost Summary	Previous Years	FY 2022/23	FY 2023/24	FY 2024/25	FY 2025/26	FY 2026/27	Future	Total
CONTRACTED SERVICES REPAIR	18,439	-	-	-	-	-	-	18,439
OTHER CONTRACTUAL SERVICES	61,561	-	-	-	-	-	-	61,561
Total:	**80,000**	**-**	**-**	**-**	**-**	**-**	**-**	**80,000**

III. Fund Summary

Fund Summary	Previous Years	FY 2022/23	FY 2023/24	FY 2024/25	FY 2025/26	FY 2026/27	Future	Total
467 PENN GARAGE FUND	80,000	-	-	-	-	-	-	80,000
Total:	**80,000**	**-**	**-**	**-**	**-**	**-**	**-**	**80,000**

MIAMIBEACH

CITY OF MIAMI BEACH
FY 2023 - 2027 Capital Budget and 5-Year Capital Improvement Plan

I. General

PENN GRGE-SEALING OF SUPERSTRUCTURE **PARKING GARAGES**

Project Number:	67218
Department:	PROPERTY MANAGEMENT
Location:	SOUTH BEACH
Description:	Penn garage-sealing of superstructure
Projected date range:	10/01/2019 to 12/31/2022

II. Cost Summary

Cost Summary	Previous Years	FY 2022/23	FY 2023/24	FY 2024/25	FY 2025/26	FY 2026/27	Future	Total
CONTRACTED SERVICES REPAIR	25,000	-	-	-	-	-	-	25,000
Total:	**25,000**	**-**	**-**	**-**	**-**	**-**	**-**	**25,000**

III. Fund Summary

Fund Summary	Previous Years	FY 2022/23	FY 2023/24	FY 2024/25	FY 2025/26	FY 2026/27	Future	Total
467 PENN GARAGE FUND	25,000	-	-	-	-	-	-	25,000
Total:	**25,000**	**-**	**-**	**-**	**-**	**-**	**-**	**25,000**

MIAMIBEACH

CITY OF MIAMI BEACH
FY 2023 - 2027 Capital Budget and 5-Year Capital Improvement Plan

I. General

RECONFIGURATION OF SANITATION AREA **PARKING GARAGES**

Project Number:	21920
Department:	PROPERTY MANAGEMENT
Location:	SOUTH BEACH
Description:	17th street garage-reconfiguration of sanitation area.
Projected date range:	10/01/2019 to 12/31/2022

II. Cost Summary

Cost Summary	Previous Years	FY 2022/23	FY 2023/24	FY 2024/25	FY 2025/26	FY 2026/27	Future	Total
CONSTRUCTION	323,970	-	-	-	-	-	-	323,970
DESIGN AND ENGINEERING	6,030	-	-	-	-	-	-	6,030
Total:	**330,000**	**-**	**-**	**-**	**-**	**-**	**-**	**330,000**

III. Fund Summary

Fund Summary	Previous Years	FY 2022/23	FY 2023/24	FY 2024/25	FY 2025/26	FY 2026/27	Future	Total
435 SANITATION ENTERPRISE FUND	330,000	-	-	-	-	-	-	330,000
Total:	**330,000**	**-**	**-**	**-**	**-**	**-**	**-**	**330,000**

MIAMIBEACH

CITY OF MIAMI BEACH
FY 2023 - 2027 Capital Budget and 5-Year Capital Improvement Plan

I. General

SUNSET HARBOUR GARAGE ELEVATOR **PARKING GARAGES**

Project Number:	20225
Department:	PROPERTY MANAGEMENT
Location:	SOUTH BEACH
Description:	Elevator renovation
Projected date range:	10/01/2024 to 09/30/2025

II. Cost Summary

Cost Summary	Previous Years	FY 2022/23	FY 2023/24	FY 2024/25	FY 2025/26	FY 2026/27	Future	Total
EQUIPMENT	-	-	-	500,000	-	-	-	500,000
Total:	**-**	**-**	**-**	**500,000**	**-**	**-**	**-**	**500,000**

III. Fund Summary

Fund Summary	Previous Years	FY 2022/23	FY 2023/24	FY 2024/25	FY 2025/26	FY 2026/27	Future	Total
490 PARKING CAPITAL NOT BONDS	-	-	-	500,000	-	-	-	500,000
Total:	**-**	**-**	**-**	**500,000**	**-**	**-**	**-**	**500,000**

MIAMIBEACH

CITY OF MIAMI BEACH
FY 2023 - 2027 Capital Budget and 5-Year Capital Improvement Plan

I. General

SUNSET HARBOUR GARAGE GENERATOR **PARKING GARAGES**

Project Number:	21324
Department:	PROPERTY MANAGEMENT
Location:	SOUTH BEACH
Description:	Renewal of the generator
Projected date range:	10/01/2023 to 09/30/2024

II. Cost Summary

Cost Summary	Previous Years	FY 2022/23	FY 2023/24	FY 2024/25	FY 2025/26	FY 2026/27	Future	Total
EQUIPMENT	-	-	200,000	-	-	-	-	200,000
Total:	**-**	**-**	**200,000**	**-**	**-**	**-**	**-**	**200,000**

III. Fund Summary

Fund Summary	Previous Years	FY 2022/23	FY 2023/24	FY 2024/25	FY 2025/26	FY 2026/27	Future	Total
490 PARKING CAPITAL NOT BONDS	-	-	200,000	-	-	-	-	200,000
Total:	**-**	**-**	**200,000**	**-**	**-**	**-**	**-**	**200,000**

MIAMIBEACH

CITY OF MIAMI BEACH
FY 2023 - 2027 Capital Budget and 5-Year Capital Improvement Plan

I. General

SUNSET HARBOUR GARAGE LED LIGHTING **PARKING GARAGES**

Project Number:	62017
Department:	PROPERTY MANAGEMENT
Location:	SOUTH BEACH
Description:	This project consists of removing existing T8 fluorescent light fixtures and replacing them with high efficiency LED lighting.
Projected date range:	10/01/2021 to 12/31/2022

II. Cost Summary

Cost Summary	Previous Years	FY 2022/23	FY 2023/24	FY 2024/25	FY 2025/26	FY 2026/27	Future	Total
CONTRACTED SERVICES REPAIR	300,000	-	-	-	-	-	-	300,000
Total:	**300,000**	**-**	**-**	**-**	**-**	**-**	**-**	**300,000**

III. Fund Summary

Fund Summary	Previous Years	FY 2022/23	FY 2023/24	FY 2024/25	FY 2025/26	FY 2026/27	Future	Total
490 PARKING CAPITAL NOT BONDS	300,000	-	-	-	-	-	-	300,000
Total:	**300,000**	**-**	**-**	**-**	**-**	**-**	**-**	**300,000**

MIAMIBEACH

CITY OF MIAMI BEACH
FY 2023 - 2027 Capital Budget and 5-Year Capital Improvement Plan

I. General

SUNSET HARBOUR GARAGE SCREENING **PARKING GARAGES**

Project Number:	22122
Department:	PROPERTY MANAGEMENT
Location:	SOUTH BEACH
Description:	Sunset Harbour Garage decorative building screening
Projected date range:	10/01/2021 to 12/31/2022

II. Cost Summary

Cost Summary	Previous Years	FY 2022/23	FY 2023/24	FY 2024/25	FY 2025/26	FY 2026/27	Future	Total
CONSTRUCTION	200,000	-	-	-	-	-	-	200,000
Total:	**200,000**	**-**	**-**	**-**	**-**	**-**	**-**	**200,000**

III. Fund Summary

Fund Summary	Previous Years	FY 2022/23	FY 2023/24	FY 2024/25	FY 2025/26	FY 2026/27	Future	Total
490 PARKING CAPITAL NOT BONDS	200,000	-	-	-	-	-	-	200,000
Total:	**200,000**	**-**	**-**	**-**	**-**	**-**	**-**	**200,000**

MIAMIBEACH

CITY OF MIAMI BEACH
FY 2023 - 2027 Capital Budget and 5-Year Capital Improvement Plan

I. General

SUNSET HARBOUR GARAGE SEALING **PARKING GARAGES**

Project Number:	60922
Department:	PROPERTY MANAGEMENT
Location:	SOUTH BEACH
Description:	Sealing / caulking, joint renewal superstructure
Projected date range:	10/01/2021 to 12/31/2022

II. Cost Summary

Cost Summary	Previous Years	FY 2022/23	FY 2023/24	FY 2024/25	FY 2025/26	FY 2026/27	Future	Total
CONTRACTED SERVICES REPAIR	60,562	-	-	-	-	-	-	60,562
PROFESSIONAL SERVICES	14,438	-	-	-	-	-	-	14,438
Total:	**75,000**	**-**	**-**	**-**	**-**	**-**	**-**	**75,000**

III. Fund Summary

Fund Summary	Previous Years	FY 2022/23	FY 2023/24	FY 2024/25	FY 2025/26	FY 2026/27	Future	Total
490 PARKING CAPITAL NOT BONDS	75,000	-	-	-	-	-	-	75,000
Total:	**75,000**	**-**	**-**	**-**	**-**	**-**	**-**	**75,000**

MIAMIBEACH

CITY OF MIAMI BEACH
FY 2023 - 2027 Capital Budget and 5-Year Capital Improvement Plan

I. General

SUNSET HARBOUR GARAGE-FIRE ALARM **PARKING GARAGES**

Project Number:	61623
Department:	PROPERTY MANAGEMENT
Location:	SOUTH BEACH
Description:	Fire alarm renewal
Projected date range:	10/01/2020 to 09/30/2023

II. Cost Summary

Cost Summary	Previous Years	FY 2022/23	FY 2023/24	FY 2024/25	FY 2025/26	FY 2026/27	Future	Total
CONTRACTED SERVICES REPAIR	35,000	-	-	-	-	-	-	35,000
Total:	**35,000**	**-**	**-**	**-**	**-**	**-**	**-**	**35,000**

III. Fund Summary

Fund Summary	Previous Years	FY 2022/23	FY 2023/24	FY 2024/25	FY 2025/26	FY 2026/27	Future	Total
486 2010 PARKING BONDS 2010-27491	35,000	-	-	-	-	-	-	35,000
Total:	**35,000**	**-**	**-**	**-**	**-**	**-**	**-**	**35,000**

MIAMIBEACH

CITY OF MIAMI BEACH
FY 2023 - 2027 Capital Budget and 5-Year Capital Improvement Plan

I. General

SUNSET HARBOUR GARAGE-ROOFTOP **PARKING GARAGES**

Project Number:	20325
Department:	PROPERTY MANAGEMENT
Location:	SOUTH BEACH
Description:	Sunset Harbour garage-rooftop renewal retail, stairs, elevators.
Projected date range:	10/01/2024 to 09/30/2025

II. Cost Summary

Cost Summary	Previous Years	FY 2022/23	FY 2023/24	FY 2024/25	FY 2025/26	FY 2026/27	Future	Total
CONSTRUCTION	-	-	-	300,000	-	-	-	300,000
Total:	**-**	**-**	**-**	**300,000**	**-**	**-**	**-**	**300,000**

III. Fund Summary

Fund Summary	Previous Years	FY 2022/23	FY 2023/24	FY 2024/25	FY 2025/26	FY 2026/27	Future	Total
490 PARKING CAPITAL NOT BONDS	-	-	-	300,000	-	-	-	300,000
Total:	**-**	**-**	**-**	**300,000**	**-**	**-**	**-**	**300,000**

MIAMIBEACH

CITY OF MIAMI BEACH
FY 2023 - 2027 Capital Budget and 5-Year Capital Improvement Plan

I. General

SUNSET HARBOUR GRGE SPRINKLER **PARKING GARAGES**

Project Number:	20923
Department:	PROPERTY MANAGEMENT
Location:	SOUTH BEACH
Description:	Sunset Harbour garage sprinkler system renewal
Projected date range:	10/01/2022 to 09/30/2023

II. Cost Summary

Cost Summary	Previous Years	FY 2022/23	FY 2023/24	FY 2024/25	FY 2025/26	FY 2026/27	Future	Total
CONSTRUCTION	-	300,000	-	-	-	-	-	300,000
Total:	**-**	**300,000**	**-**	**-**	**-**	**-**	**-**	**300,000**

III. Fund Summary

Fund Summary	Previous Years	FY 2022/23	FY 2023/24	FY 2024/25	FY 2025/26	FY 2026/27	Future	Total
486 2010 PARKING BONDS 2010-27491	-	172,234	-	-	-	-	-	172,234
490 PARKING CAPITAL NOT BONDS	-	127,766	-	-	-	-	-	127,766
Total:	**-**	**300,000**	**-**	**-**	**-**	**-**	**-**	**300,000**

MIAMIBEACH

CITY OF MIAMI BEACH
FY 2023 - 2027 Capital Budget and 5-Year Capital Improvement Plan

I. General

SUNSET HARBOUR GRGE-TRAFFIC COATING **PARKING GARAGES**

Project Number:	61022
Department:	PROPERTY MANAGEMENT
Location:	SOUTH BEACH
Description:	Renew traffic coating over existing retail spaces, up the ramps and renew traffic coating over other areas of the garage.
Projected date range:	10/01/2022 to 09/30/2023

II. Cost Summary

Cost Summary	Previous Years	FY 2022/23	FY 2023/24	FY 2024/25	FY 2025/26	FY 2026/27	Future	Total
CONTRACTED SERVICES REPAIR	-	303,000	-	-	-	-	-	303,000
Total:	**-**	**303,000**	**-**	**-**	**-**	**-**	**-**	**303,000**

III. Fund Summary

Fund Summary	Previous Years	FY 2022/23	FY 2023/24	FY 2024/25	FY 2025/26	FY 2026/27	Future	Total
490 PARKING CAPITAL NOT BONDS	-	303,000	-	-	-	-	-	303,000
Total:	**-**	**303,000**	**-**	**-**	**-**	**-**	**-**	**303,000**

MIAMIBEACH

CITY OF MIAMI BEACH
FY 2023 - 2027 Capital Budget and 5-Year Capital Improvement Plan

I. General

CITYWIDE PARKING LOTS IMPROVEMENTS **PARKING LOTS**

Project Number:	60317
Department:	PROPERTY MANAGEMENT
Location:	CITYWIDE
Description:	Improvements to Parking lots citywide
Projected date range:	10/01/2021 to 09/30/2025

II. Cost Summary

Cost Summary	Previous Years	FY 2022/23	FY 2023/24	FY 2024/25	FY 2025/26	FY 2026/27	Future	Total
CONTRACTED SERVICES REPAIR	150,000	150,000	150,000	150,000	-	-	-	600,000
Total:	**150,000**	**150,000**	**150,000**	**150,000**	**-**	**-**	**-**	**600,000**

III. Fund Summary

Fund Summary	Previous Years	FY 2022/23	FY 2023/24	FY 2024/25	FY 2025/26	FY 2026/27	Future	Total
490 PARKING CAPITAL NOT BONDS	150,000	150,000	150,000	150,000	-	-	-	600,000
Total:	**150,000**	**150,000**	**150,000**	**150,000**	**-**	**-**	**-**	**600,000**

MIAMIBEACH

CITY OF MIAMI BEACH
FY 2023 - 2027 Capital Budget and 5-Year Capital Improvement Plan

I. General

LOT 9D P86-6976 INDIAN CREEK DRIVE **PARKING LOTS**

Project Number:	29580
Department:	CAPITAL IMPROVEMENT PROGRAM
Location:	NORTH BEACH
Description:	The scope of work for the renovation of Surface Parking Lot 9D includes spot repairs to the sub-base & milling and resurfacing of the asphalt, LED lighting, sidewalk modifications, drainage improvements, striping, landscaping & irrigation upgrades or more shaded areas in compliance with Planning and Zoning regulations, sidewalk modifications, LED lighing, drainage improvements, and stripping.
Projected date range:	10/01/2015 to 09/30/2023

II. Cost Summary

Cost Summary	Previous Years	FY 2022/23	FY 2023/24	FY 2024/25	FY 2025/26	FY 2026/27	Future	Total
CAPITAL MISCELLANEOUS	36,000	-	-	-	-	-	-	36,000
CONSTRUCTION	237,499	-	-	-	-	-	-	237,499
CONSTRUCTION MANAGEMENT	40,197	-	-	-	-	-	-	40,197
CONTINGENCY	64,069	-	-	-	-	-	-	64,069
DESIGN AND ENGINEERING	90,235	-	-	-	-	-	-	90,235
Total:	**468,000**	**-**	**-**	**-**	**-**	**-**	**-**	**468,000**

III. Fund Summary

Fund Summary	Previous Years	FY 2022/23	FY 2023/24	FY 2024/25	FY 2025/26	FY 2026/27	Future	Total
486 2010 PARKING BONDS 2010-27491	468,000	-	-	-	-	-	-	468,000
Total:	**468,000**	**-**	**-**	**-**	**-**	**-**	**-**	**468,000**

MIAMIBEACH

CITY OF MIAMI BEACH
FY 2023 - 2027 Capital Budget and 5-Year Capital Improvement Plan

I. General

P14 6TH ST & COLLINS PARKING LOT **PARKING LOTS**

Project Number:	28710
Department:	PROPERTY MANAGEMENT
Location:	SOUTH BEACH
Description:	Original Scope: Surveying, Drainage Design, Construction, Milling and Paving, Striping. Phase II of the project includes drainage improvements at surface lot P14 located at 533 Collins Avenue- project will require a DERM Class II Permit.
Projected date range:	10/01/2015 to 12/31/2022

II. Cost Summary

Cost Summary	Previous Years	FY 2022/23	FY 2023/24	FY 2024/25	FY 2025/26	FY 2026/27	Future	Total
CONSTRUCTION	316,393	-	-	-	-	-	-	316,393
DESIGN AND ENGINEERING	24,607	-	-	-	-	-	-	24,607
Total:	**341,000**	**-**	**-**	**-**	**-**	**-**	**-**	**341,000**

III. Fund Summary

Fund Summary	Previous Years	FY 2022/23	FY 2023/24	FY 2024/25	FY 2025/26	FY 2026/27	Future	Total
480 PARKING OPERATIONS FUND	38,000	-	-	-	-	-	-	38,000
486 2010 PARKING BONDS 2010-27491	303,000	-	-	-	-	-	-	303,000
Total:	**341,000**	**-**	**-**	**-**	**-**	**-**	**-**	**341,000**

MIAMIBEACH

CITY OF MIAMI BEACH
FY 2023 - 2027 Capital Budget and 5-Year Capital Improvement Plan

I. General

PENRODS AT 1 OCEAN DR. PARKING LOT **PARKING LOTS**

Project Number: 26340

Department: CAPITAL IMPROVEMENT PROGRAM

Location: SOUTH BEACH

Description: This project entails a new layout for the surface lot to provide additional parking spaces to the City owned spaces. The renovation includes milling and resurfacing, new irrigated landscape areas and improvements to the lighting and drainage systems. New sidewalks along 1st Street and South Point Drive will be added and a brick paver walkway will cross the lot from East to West. The renovated lot will be ADA compliant. A new cul-de-sac with a small central landscape median will be placed at the east end of 1st street. The lot renovation will add parking spaces, green areas, and upgrades to the lighting system, therefore improving the park availability while making the City more beautiful and safer; this project also increases the inventory of well design quality Capital Projects and well maintained infrastructure. This project brings the surface lot into compliance with ADA code requirements. The improved landscape areas and new trees will comply with Planning and Zoning regulations. The additional green areas filtering capacity improve the storm water system by treating the storm water before moving into the City system.

Projected date range: 10/01/2015 to 12/31/2022

II. Cost Summary

Cost Summary	Previous Years	FY 2022/23	FY 2023/24	FY 2024/25	FY 2025/26	FY 2026/27	Future	Total
CONSTRUCTION	2,463,061	-	-	-	-	-	-	2,463,061
CONSTRUCTION MANAGEMENT	250,674	-	-	-	-	-	-	250,674
DESIGN AND ENGINEERING	240,378	-	-	-	-	-	-	240,378
Total:	**2,954,113**	**-**	**-**	**-**	**-**	**-**	**-**	**2,954,113**

III. Fund Summary

Fund Summary	Previous Years	FY 2022/23	FY 2023/24	FY 2024/25	FY 2025/26	FY 2026/27	Future	Total
389 SOUTH POINTE CAPITAL	2,798,310	-	-	-	-	-	-	2,798,310
480 PARKING OPERATIONS FUND	52,137	-	-	-	-	-	-	52,137
490 PARKING CAPITAL NOT BONDS	103,666	-	-	-	-	-	-	103,666
Total:	**2,954,113**	**-**	**-**	**-**	**-**	**-**	**-**	**2,954,113**

MIAMIBEACH

CITY OF MIAMI BEACH
FY 2023 - 2027 Capital Budget and 5-Year Capital Improvement Plan

I. General

SURFACE LOT AT BISCAYNE BEACH **PARKING LOTS**

Project Number: 20518

Department: CAPITAL IMPROVEMENT PROGRAM

Location: NORTH BEACH

Description: The project consists of the construction of a 28-space surface parking lot at 8100 Hawthorne Drive around an existing sanitary sewer lift station. This project includes a new drainage system with drainage wells, landscaping, picket fencing and precast concrete wall, lighting, conduits for security cameras, and incorporation of resilient infrastructure features such as new raised seawall, LED lighting, and previous pavement.

Projected date range: 10/01/2017 to 12/31/2022

II. Cost Summary

Cost Summary	Previous Years	FY 2022/23	FY 2023/24	FY 2024/25	FY 2025/26	FY 2026/27	Future	Total
ARCHITECT AND ENGINEERING	165,570	-	-	-	-	-	-	165,570
ART IN PUBLIC PLACES	5,990	-	-	-	-	-	-	5,990
CONSTRUCTION	679,502	-	-	-	-	-	-	679,502
CONSTRUCTION MANAGEMENT	55,136	-	-	-	-	-	-	55,136
OIG FUNDING	831	-	-	-	-	-	-	831
Total:	**907,029**	**-**	**-**	**-**	**-**	**-**	**-**	**907,029**

III. Fund Summary

Fund Summary	Previous Years	FY 2022/23	FY 2023/24	FY 2024/25	FY 2025/26	FY 2026/27	Future	Total
155 FEES IN LIEU OF PARKING	907,029	-	-	-	-	-	-	907,029
Total:	**907,029**	**-**	**-**	**-**	**-**	**-**	**-**	**907,029**

MIAMIBEACH

CITY OF MIAMI BEACH
FY 2023 - 2027 Capital Budget and 5-Year Capital Improvement Plan

I. General

SURFACE LOT P48 BASS MUSEUM LOT **PARKING LOTS**

Project Number: 27480

Department: CAPITAL IMPROVEMENT PROGRAM

Location: SOUTH BEACH

Description: Renovation of parking surface lot. Upgrading light, drainage, asphalt, sidewalk and landscape. Make the lot compliant with ADA. This project will mostly be design in-house in order to make it more affordable. Increase the number of spaces. The cost estimate has been based on recent executed similar projects, with per space unit cost as reference and with the unique characteristics of the lot like size, landscaped area, lighting requirements, drainage modifications, permits, total excavation, demolition and fill needs. These type of projects sometimes increases the number of spaces and always brings the surface lot into compliance with ADA code requirements. The lots also improve the landscaped areas and materials to provide more shade areas and compliance with Planning and Zoning regulations. Finally this work includes improvements for storm water by adding green areas and treating the storm water before entering into the City system. A big demand for this lot has been expressed by the Bass museum and by the Tourism and Cultural Development Department.

Projected date range: 10/01/2015 to 09/30/2023

II. Cost Summary

Cost Summary	Previous Years	FY 2022/23	FY 2023/24	FY 2024/25	FY 2025/26	FY 2026/27	Future	Total
CONSTRUCTION	200,000	-	-	-	-	-	-	200,000
CONTINGENCY	20,000	-	-	-	-	-	-	20,000
Total:	**220,000**	**-**	**-**	**-**	**-**	**-**	**-**	**220,000**

III. Fund Summary

Fund Summary	Previous Years	FY 2022/23	FY 2023/24	FY 2024/25	FY 2025/26	FY 2026/27	Future	Total
480 PARKING OPERATIONS FUND	220,000	-	-	-	-	-	-	220,000
Total:	**220,000**	**-**	**-**	**-**	**-**	**-**	**-**	**220,000**

MIAMIBEACH

CITY OF MIAMI BEACH
FY 2023 - 2027 Capital Budget and 5-Year Capital Improvement Plan

I. General

72 ST. COMMUNITY COMPLEX **PARKS**

Project Number: 22150

Department: CAPITAL IMPROVEMENT PROGRAM

Location: NORTH BEACH

Description: The scope includes a parking garage that can be converted to some other use in the future, having a maximum of 500 spaces (319 existing) - Structure and "Active Liner" arranged to reinforce commercial corridor at southwest corner of site, 7,500 SF Library/Media Center, roof-top Community Pool measuring 50m x 25m, including all support facilities, with movable bulkheads and movable floor (high school competition model), a 25-meter multi-purpose pool, roof-top community meeting room up to 5,000 SF, approximately 5,000 SF of civic/commercial space, adult focused, upscale 7,500 SF Fitness center with running track and 60,000 SF green space. This project is also funded by GOB under project # 25019.

Projected date range: 05/17/2017 to 09/30/2025

II. Cost Summary

Cost Summary	Previous Years	FY 2022/23	FY 2023/24	FY 2024/25	FY 2025/26	FY 2026/27	Future	Total
ARCHITECT AND ENGINEERING	286,109	-	-	-	-	-	-	286,109
CAPITAL-STUDIES	246,000	-	-	-	-	-	-	246,000
CONSTRUCTION	93,939	11,361,262	-	-	-	-	-	11,455,201
CONSTRUCTION MANAGEMENT	198,812	-	-	-	-	-	-	198,812
DESIGN AND ENGINEERING	10,521,140	3,800,000	-	-	-	-	-	14,321,140
Total:	**11,346,000**	**15,161,262**	**-**	**-**	**-**	**-**	**-**	**26,507,262**

III. Fund Summary

Fund Summary	Previous Years	FY 2022/23	FY 2023/24	FY 2024/25	FY 2025/26	FY 2026/27	Future	Total
142 7TH STREET GARAGE	128,296	3,800,000	-	-	-	-	-	3,928,296
155 FEES IN LIEU OF PARKING	300,000	-	-	-	-	-	-	300,000
301 CAP. PROJ. NOT FINANCED BY BON	-	1,000,000	-	-	-	-	-	1,000,000
302 PAY-AS-YOU-GO	100,000	9,400,000	-	-	-	-	-	9,500,000
307 NB QUAL OF LIFE RESORT TAX 1%	346,000	-	-	-	-	-	-	346,000
372 MDC ILA CONSTRUCTION OF LIBRAR	-	961,262	-	-	-	-	-	961,262
490 PARKING CAPITAL NOT BONDS	10,471,704	-	-	-	-	-	-	10,471,704
Total:	**11,346,000**	**15,161,262**	**-**	**-**	**-**	**-**	**-**	**26,507,262**

MIAMIBEACH

CITY OF MIAMI BEACH
FY 2023 - 2027 Capital Budget and 5-Year Capital Improvement Plan

I. General

ALLISON PARK PLAYGROUND REPLACEMENT **PARKS**

Project Number:	20023
Department:	PARKS AND RECREATION
Location:	NORTH BEACH
Description:	Replacement of Playground Equipment
Projected date range:	10/01/2024 to 09/30/2025

II. Cost Summary

Cost Summary	Previous Years	FY 2022/23	FY 2023/24	FY 2024/25	FY 2025/26	FY 2026/27	Future	Total
EQUIPMENT	-	-	-	795,000	-	-	-	795,000
Total:	**-**	**-**	**-**	**795,000**	**-**	**-**	**-**	**795,000**

III. Fund Summary

Fund Summary	Previous Years	FY 2022/23	FY 2023/24	FY 2024/25	FY 2025/26	FY 2026/27	Future	Total
307 NB QUAL OF LIFE RESORT TAX 1%	-	-	-	795,000	-	-	-	795,000
Total:	**-**	**-**	**-**	**795,000**	**-**	**-**	**-**	**795,000**

MIAMIBEACH

CITY OF MIAMI BEACH
FY 2023 - 2027 Capital Budget and 5-Year Capital Improvement Plan

I. General

ALLISON PARK REDESIGN **PARKS**

Project Number: 29620

Department: PARKS AND RECREATION

Location: NORTH BEACH

Description: The intent of the project is to redesign Allison Park to include new plant material such as Coconut Palms and other Florida Natives, re-grade existing soil and plant new sod, address irrigation as needed, repair existing pergola, and add new signage, trash receptacle and benches. This project would also include the installation of an ADA accessible playground and/or fitness equipment. City funds will be leveraged with a funding commitment received from the Florida Department of Transportation (FDOT) of $291,760 and will be designated to provide for the Design and Engineering, purchase of equipment and provide supplemental construction costs to assure that the project is completed in its entirety. A shade canopy will also be added to the playground.

Projected date range: 10/01/2015 to 12/31/2022

II. Cost Summary

Cost Summary	Previous Years	FY 2022/23	FY 2023/24	FY 2024/25	FY 2025/26	FY 2026/27	Future	Total
CONSTRUCTION	922,596	-	-	-	-	-	-	922,596
CONSTRUCTION MANAGEMENT	91,622	-	-	-	-	-	-	91,622
DESIGN AND ENGINEERING	139,852	-	-	-	-	-	-	139,852
EQUIPMENT	365,000	-	-	-	-	-	-	365,000
TRANSFER OUT	12,930	-	-	-	-	-	-	12,930
Total:	**1,532,000**	**-**	**-**	**-**	**-**	**-**	**-**	**1,532,000**

III. Fund Summary

Fund Summary	Previous Years	FY 2022/23	FY 2023/24	FY 2024/25	FY 2025/26	FY 2026/27	Future	Total
302 PAY-AS-YOU-GO	100,000	-	-	-	-	-	-	100,000
307 NB QUAL OF LIFE RESORT TAX 1%	1,432,000	-	-	-	-	-	-	1,432,000
Total:	**1,532,000**	**-**	**-**	**-**	**-**	**-**	**-**	**1,532,000**

MIAMIBEACH

CITY OF MIAMI BEACH
FY 2023 - 2027 Capital Budget and 5-Year Capital Improvement Plan

I. General

ALTOS DEL MAR PARK **PARKS**

Project Number: 22750

Department: CAPITAL IMPROVEMENT PROGRAM

Location: NORTH BEACH

Description: Coordinated with the North Shore Open Space Park and Phase II of the NBRC, project is for the expansion of the North Shore Open Space Park into the Altos del Mar properties. This project includes conversion of the 11 contiguous lots (approx. 9.9 acres) located east of Collins Ave between 76 street and 77 street, to a passive park,
including amphitheater style seating, a restroom building, sand volleyball courts, turtle friendly pathway lighting and a playground.

Projected date range: 10/01/2015 to 12/31/2022

II. Cost Summary

Cost Summary	Previous Years	FY 2022/23	FY 2023/24	FY 2024/25	FY 2025/26	FY 2026/27	Future	Total
CONSTRUCTION	3,495,318	-	-	-	-	-	-	3,495,318
CONSTRUCTION MANAGEMENT	241,640	-	-	-	-	-	-	241,640
DESIGN AND ENGINEERING	412,383	-	-	-	-	-	-	412,383
EQUIPMENT	267,778	-	-	-	-	-	-	267,778
FURNITURE, FIXTURES, EQUIPMENT	350,000	-	-	-	-	-	-	350,000
PROGRAM MANAGEMENT	219,305	-	-	-	-	-	-	219,305
TRANSFER OUT	9,068	-	-	-	-	-	-	9,068
Total:	**4,995,492**	**-**	**-**	**-**	**-**	**-**	**-**	**4,995,492**

III. Fund Summary

Fund Summary	Previous Years	FY 2022/23	FY 2023/24	FY 2024/25	FY 2025/26	FY 2026/27	Future	Total
302 PAY-AS-YOU-GO	44,820	-	-	-	-	-	-	44,820
304 CAPITAL RESERVE	384,823	-	-	-	-	-	-	384,823
307 NB QUAL OF LIFE RESORT TAX 1%	1,350,000	-	-	-	-	-	-	1,350,000
370 RCP -1996 15M GO BOND	315,849	-	-	-	-	-	-	315,849
377 99 GO BONDS - PARKS & BEACHES	109,643	-	-	-	-	-	-	109,643
383 2003 GO BONDS-PARKS & BEACHES	2,790,357	-	-	-	-	-	-	2,790,357
Total:	**4,995,492**	**-**	**-**	**-**	**-**	**-**	**-**	**4,995,492**

MIAMIBEACH

CITY OF MIAMI BEACH
FY 2023 - 2027 Capital Budget and 5-Year Capital Improvement Plan

I. General

BAND SHELL MASTER PLAN **PARKS**

Project Number: 25380

Department: CAPITAL IMPROVEMENT PROGRAM

Location: NORTH BEACH

Description: This project includes renovations and improvements to the oceanfront portion of North Shore Park, which has not seen significant upgrades in many years. Improvements will include the following elements: new service driveway; installation of the Beatles Mandala; demolition of the existing bus shelter; site lighting; and site enhancements associated with the North Beach Oceanfront Center. Improvements will discourage the existing homeless encampment and improve the image of safety and security. (Miami-Dade County Grant Project: 86 - Miami Beach - Band Shell Park 7275 Collins Avenue).

Projected date range: 10/01/2015 to 12/31/2022

II. Cost Summary

Cost Summary	Previous Years	FY 2022/23	FY 2023/24	FY 2024/25	FY 2025/26	FY 2026/27	Future	Total
CONSTRUCTION	1,951,884	-	-	-	-	-	-	1,951,884
CONSTRUCTION MANAGEMENT	336,625	-	-	-	-	-	-	336,625
DESIGN AND ENGINEERING	306,990	-	-	-	-	-	-	306,990
TRANSFER OUT	37,873	-	-	-	-	-	-	37,873
Total:	**2,633,372**	**-**	**-**	**-**	**-**	**-**	**-**	**2,633,372**

III. Fund Summary

Fund Summary	Previous Years	FY 2022/23	FY 2023/24	FY 2024/25	FY 2025/26	FY 2026/27	Future	Total
307 NB QUAL OF LIFE RESORT TAX 1%	1,133,372	-	-	-	-	-	-	1,133,372
390 MIAMI-DADE COUNTY BOND	1,500,000	-	-	-	-	-	-	1,500,000
Total:	**2,633,372**	**-**	**-**	**-**	**-**	**-**	**-**	**2,633,372**

MIAMIBEACH

CITY OF MIAMI BEACH
FY 2023 - 2027 Capital Budget and 5-Year Capital Improvement Plan

I. General

BATTING CAGES AT NORTH SHORE PARK **PARKS**

Project Number:	23518
Department:	PARKS AND RECREATION
Location:	NORTH BEACH
Description:	Construction of automatic batting cages at the North Shore Park
Projected date range:	02/14/2018 to 12/31/2022

II. Cost Summary

Cost Summary	Previous Years	FY 2022/23	FY 2023/24	FY 2024/25	FY 2025/26	FY 2026/27	Future	Total
CONSTRUCTION	99,000	(99,000)	-	-	-	-	-	-
EQUIPMENT	104,000	(88,000)	-	-	-	-	-	16,000
Total:	**203,000**	**(187,000)**	**-**	**-**	**-**	**-**	**-**	**16,000**

III. Fund Summary

Fund Summary	Previous Years	FY 2022/23	FY 2023/24	FY 2024/25	FY 2025/26	FY 2026/27	Future	Total
301 CAP. PROJ. NOT FINANCED BY BON	203,000	(187,000)	-	-	-	-	-	16,000
Total:	**203,000**	**(187,000)**	**-**	**-**	**-**	**-**	**-**	**16,000**

MIAMIBEACH

CITY OF MIAMI BEACH
FY 2023 - 2027 Capital Budget and 5-Year Capital Improvement Plan

I. General

BEACH WALK PONDING AT 53RD STREET **PARKS**

Project Number:	67423
Department:	PROPERTY MANAGEMENT
Location:	NORTH BEACH
Description:	Beach Walk Ponding at entrance of 53rd Street
Projected date range:	10/01/2022 to 09/30/2026

II. Cost Summary

Cost Summary	Previous Years	FY 2022/23	FY 2023/24	FY 2024/25	FY 2025/26	FY 2026/27	Future	Total
RENOVATION	-	54,039	-	-	-	-	-	54,039
Total:	**-**	**54,039**	**-**	**-**	**-**	**-**	**-**	**54,039**

III. Fund Summary

Fund Summary	Previous Years	FY 2022/23	FY 2023/24	FY 2024/25	FY 2025/26	FY 2026/27	Future	Total
383 2003 GO BONDS-PARKS & BEACHES	-	54,039	-	-	-	-	-	54,039
Total:	**-**	**54,039**	**-**	**-**	**-**	**-**	**-**	**54,039**

MIAMIBEACH

CITY OF MIAMI BEACH
FY 2023 - 2027 Capital Budget and 5-Year Capital Improvement Plan

I. General

BEACHWALK TREE WELLS 14-22 STREET **PARKS**

Project Number:	60720
Department:	PROPERTY MANAGEMENT
Location:	SOUTH BEACH
Description:	Tree wells from 14th street to 22nd street at the beachwalk.
Projected date range:	10/01/2019 to 12/31/2022

II. Cost Summary

Cost Summary	Previous Years	FY 2022/23	FY 2023/24	FY 2024/25	FY 2025/26	FY 2026/27	Future	Total
CONTRACTED SERVICES REPAIR	150,000	-	-	-	-	-	-	150,000
Total:	**150,000**	**-**	**-**	**-**	**-**	**-**	**-**	**150,000**

III. Fund Summary

Fund Summary	Previous Years	FY 2022/23	FY 2023/24	FY 2024/25	FY 2025/26	FY 2026/27	Future	Total
305 SB QUALITY OF LIFE REST.TAX 1%	150,000	-	-	-	-	-	-	150,000
Total:	**150,000**	**-**	**-**	**-**	**-**	**-**	**-**	**150,000**

MIAMIBEACH

CITY OF MIAMI BEACH
FY 2023 - 2027 Capital Budget and 5-Year Capital Improvement Plan

I. General

BELLE ISLE PARK PLAYGROUND **PARKS**

Project Number:	20577
Department:	PARKS AND RECREATION
Location:	SOUTH BEACH
Description:	Creation of a Playground at Belle Isle to serve as nearby temporary play space during the Maurice Gibb Park closure.
Projected date range:	05/03/2017 to 12/31/2022

II. Cost Summary

Cost Summary	Previous Years	FY 2022/23	FY 2023/24	FY 2024/25	FY 2025/26	FY 2026/27	Future	Total
CAPITAL MISCELLANEOUS	21,000	-	-	-	-	-	-	21,000
CONSTRUCTION	459,238	-	-	-	-	-	-	459,238
FURNITURE, FIXTURES, EQUIPMENT	96,262	-	-	-	-	-	-	96,262
Total:	**576,500**	**-**	**-**	**-**	**-**	**-**	**-**	**576,500**

III. Fund Summary

Fund Summary	Previous Years	FY 2022/23	FY 2023/24	FY 2024/25	FY 2025/26	FY 2026/27	Future	Total
302 PAY-AS-YOU-GO	294,585	-	-	-	-	-	-	294,585
366 PARKS AND REC. BEAUTIF. FUNDS	230,000	-	-	-	-	-	-	230,000
370 RCP -1996 15M GO BOND	5,566	-	-	-	-	-	-	5,566
383 2003 GO BONDS-PARKS & BEACHES	46,349	-	-	-	-	-	-	46,349
Total:	**576,500**	**-**	**-**	**-**	**-**	**-**	**-**	**576,500**

MIAMIBEACH

CITY OF MIAMI BEACH
FY 2023 - 2027 Capital Budget and 5-Year Capital Improvement Plan

I. General

BELLE ISLE PARK PLAYGROUND REPLACEM **PARKS**

Project Number:	60026
Department:	PARKS AND RECREATION
Location:	SOUTH BEACH
Description:	This project entails the complete replacement of the playground at Belle Isle Park
Projected date range:	10/21/2026 to 09/30/2028

II. Cost Summary

Cost Summary	Previous Years	FY 2022/23	FY 2023/24	FY 2024/25	FY 2025/26	FY 2026/27	Future	Total
FUTURE	-	-	-	-	-	-	638,000	638,000
Total:	**-**	**-**	**-**	**-**	**-**	**-**	**638,000**	**638,000**

III. Fund Summary

Fund Summary	Previous Years	FY 2022/23	FY 2023/24	FY 2024/25	FY 2025/26	FY 2026/27	Future	Total
FUTURE	-	-	-	-	-	-	638,000	638,000
Total:	**-**	**-**	**-**	**-**	**-**	**-**	**638,000**	**638,000**

MIAMIBEACH

CITY OF MIAMI BEACH
FY 2023 - 2027 Capital Budget and 5-Year Capital Improvement Plan

I. General

BISCAYNE ELEM SHARED FIELD LIGHTING **PARKS**

Project Number:	20821
Department:	PARKS AND RECREATION
Location:	NORTH BEACH
Description:	This project will address necessary improvements to the shared field at Biscayne Elementary. The improvements include, but are not limited to LED sports lighting, astro turf, irrigation of surrounding areas, basketball court renovations, new netting, sports equipment, etc.
Projected date range:	10/01/2023 to 09/30/2024

II. Cost Summary

Cost Summary	Previous Years	FY 2022/23	FY 2023/24	FY 2024/25	FY 2025/26	FY 2026/27	Future	Total
FUTURE	-	-	-	-	-	-	1,270,170	1,270,170
Total:	**-**	**-**	**-**	**-**	**-**	**-**	**1,270,170**	**1,270,170**

III. Fund Summary

Fund Summary	Previous Years	FY 2022/23	FY 2023/24	FY 2024/25	FY 2025/26	FY 2026/27	Future	Total
FUTURE	-	-	-	-	-	-	1,270,170	1,270,170
Total:	**-**	**-**	**-**	**-**	**-**	**-**	**1,270,170**	**1,270,170**

MIAMIBEACH

CITY OF MIAMI BEACH
FY 2023 - 2027 Capital Budget and 5-Year Capital Improvement Plan

I. General

BRITTANY BAY PARK **PARKS**

Project Number: 20918

Department: CAPITAL IMPROVEMENT PROGRAM

Location: NORTH BEACH

Description: This project includes the creation of a living shoreline between the existing remaining seawall and the concrete retaining seawall. The living shoreline will be hydraulically connected to Indian Creek and will have an ADA-Accessible overlook that will allow park patrons to walk from the park to the existing seawall's edge. In addition, the project also includes improved pathways, site furniture, and pedestrian lighting to enhance the surrounding riparian and inter-tidal environment by creating a new habitat for aquatic and terrestrial species and improving water quality via filtration of upland runoff. The park renovations include new concrete walkways, milling and resurfacing the existing parking lot, new trees, new exercise equipment, and new landscaping.

Projected date range: 10/01/2017 to 12/31/2022

II. Cost Summary

Cost Summary	Previous Years	FY 2022/23	FY 2023/24	FY 2024/25	FY 2025/26	FY 2026/27	Future	Total
ARCHITECT AND ENGINEERING	155,170	-	-	-	-	-	-	155,170
CONSTRUCTION	1,447,613	-	-	-	-	-	-	1,447,613
CONSTRUCTION MANAGEMENT	106,946	-	-	-	-	-	-	106,946
Total:	**1,709,729**	**-**	**-**	**-**	**-**	**-**	**-**	**1,709,729**

III. Fund Summary

Fund Summary	Previous Years	FY 2022/23	FY 2023/24	FY 2024/25	FY 2025/26	FY 2026/27	Future	Total
302 PAY-AS-YOU-GO	1,414,729	-	-	-	-	-	-	1,414,729
304 CAPITAL RESERVE	295,000	-	-	-	-	-	-	295,000
Total:	**1,709,729**	**-**	**-**	**-**	**-**	**-**	**-**	**1,709,729**

MIAMIBEACH

CITY OF MIAMI BEACH
FY 2023 - 2027 Capital Budget and 5-Year Capital Improvement Plan

I. General

BUOY PARK REFORESTATION IMPROVEMENT **PARKS**

Project Number:	63519
Department:	PARKS AND RECREATION
Location:	SOUTH BEACH
Description:	Reforestation Improvements at Buoy Park
Projected date range:	10/01/2018 to 09/30/2024

II. Cost Summary

Cost Summary	Previous Years	FY 2022/23	FY 2023/24	FY 2024/25	FY 2025/26	FY 2026/27	Future	Total
FUTURE	-	-	-	-	-	-	150,000	150,000
Total:	**-**	**-**	**-**	**-**	**-**	**-**	**150,000**	**150,000**

III. Fund Summary

Fund Summary	Previous Years	FY 2022/23	FY 2023/24	FY 2024/25	FY 2025/26	FY 2026/27	Future	Total
FUTURE	-	-	-	-	-	-	150,000	150,000
Total:	**-**	**-**	**-**	**-**	**-**	**-**	**150,000**	**150,000**

MIAMIBEACH

CITY OF MIAMI BEACH
FY 2023 - 2027 Capital Budget and 5-Year Capital Improvement Plan

I. General

CITYWIDE FITNESS COURSE REPLACEMENT **PARKS**

Project Number:	60421
Department:	PARKS AND RECREATION
Location:	CITYWIDE
Description:	Replacement of fitness equipment citywide
Projected date range:	10/01/2021 to 09/30/2027

II. Cost Summary

Cost Summary	Previous Years	FY 2022/23	FY 2023/24	FY 2024/25	FY 2025/26	FY 2026/27	Future	Total
CONSTRUCTION	16,922	-	-	-	-	-	-	16,922
CONTRACTED SERVICES REPAIR	83,078	-	-	-	-	-	-	83,078
EQUIPMENT	-	-	-	100,000	-	-	-	100,000
FUTURE	-	-	-	-	-	-	500,000	500,000
Total:	**100,000**	**-**	**-**	**100,000**	**-**	**-**	**500,000**	**700,000**

III. Fund Summary

Fund Summary	Previous Years	FY 2022/23	FY 2023/24	FY 2024/25	FY 2025/26	FY 2026/27	Future	Total
158 CONCURRENCY MITIGATION FUND	100,000	-	-	-	-	-	-	100,000
302 PAY-AS-YOU-GO	-	-	-	100,000	-	-	-	100,000
FUTURE	-	-	-	-	-	-	500,000	500,000
Total:	**100,000**	**-**	**-**	**100,000**	**-**	**-**	**500,000**	**700,000**

MIAMIBEACH

CITY OF MIAMI BEACH
FY 2023 - 2027 Capital Budget and 5-Year Capital Improvement Plan

I. General

CITYWIDE PARKS COURT REPAIRS **PARKS**

Project Number:	60321
Department:	PARKS AND RECREATION
Location:	CITYWIDE
Description:	Repairs to courts citywide
Projected date range:	10/01/2021 to 09/30/2027

II. Cost Summary

Cost Summary	Previous Years	FY 2022/23	FY 2023/24	FY 2024/25	FY 2025/26	FY 2026/27	Future	Total
CONTRACTED SERVICES REPAIR	105,000	-	-	105,000	-	-	-	210,000
OTHER CONTRACTUAL SERVICES	66,549	-	-	-	-	-	-	66,549
RENOVATION	(66,549)	-	-	-	-	-	-	(66,549)
FUTURE	-	-	-	-	-	-	525,000	525,000
Total:	**105,000**	**-**	**-**	**105,000**	**-**	**-**	**525,000**	**735,000**

III. Fund Summary

Fund Summary	Previous Years	FY 2022/23	FY 2023/24	FY 2024/25	FY 2025/26	FY 2026/27	Future	Total
158 CONCURRENCY MITIGATION FUND	105,000	-	-	-	-	-	-	105,000
302 PAY-AS-YOU-GO	-	-	-	105,000	-	-	-	105,000
FUTURE	-	-	-	-	-	-	525,000	525,000
Total:	**105,000**	**-**	**-**	**105,000**	**-**	**-**	**525,000**	**735,000**

MIAMIBEACH

CITY OF MIAMI BEACH
FY 2023 - 2027 Capital Budget and 5-Year Capital Improvement Plan

I. General

CITYWIDE PARKS IRRIGATION SYSTEM **PARKS**

Project Number: 20247

Department: PARKS AND RECREATION

Location: CITYWIDE

Description: This project entails upgrading the Parks existing irrigation system to an automated programmed system that tracks and monitors from a computer or handheld device to reduce water usage park wide and improve the quality of the athletic turf and greenspace sod. This includes adding new controllers and rain gauges.

Projected date range: 10/01/2016 to 12/31/2023

II. Cost Summary

Cost Summary	Previous Years	FY 2022/23	FY 2023/24	FY 2024/25	FY 2025/26	FY 2026/27	Future	Total
CONSTRUCTION	170,275	-	-	-	-	-	-	170,275
Total:	**170,275**	**-**	**-**	**-**	**-**	**-**	**-**	**170,275**

III. Fund Summary

Fund Summary	Previous Years	FY 2022/23	FY 2023/24	FY 2024/25	FY 2025/26	FY 2026/27	Future	Total
158 CONCURRENCY MITIGATION FUND	156,000	-	-	-	-	-	-	156,000
302 PAY-AS-YOU-GO	14,275	-	-	-	-	-	-	14,275
Total:	**170,275**	**-**	**-**	**-**	**-**	**-**	**-**	**170,275**

MIAMIBEACH

CITY OF MIAMI BEACH
FY 2023 - 2027 Capital Budget and 5-Year Capital Improvement Plan

I. General

CITYWIDE PICKLEBALL AND PADEL COURT **PARKS**

Project Number: 20426

Department: PARKS AND RECREATION

Location: CITYWIDE

Description: This project is for the creation of Citywide Pickleball and Padel courts. This is currently on the upcoming NQLC meeting agenda under 3 different items. As a placeholder, the department is submitting a request of $1 million, which is our rough estimate for the creation of 4 lighted pickleball courts and 2 lighted Padel courts on the west lots (86th to 87th Street). The cost is tentative as the Committee needs to review all options, discuss and make their recommendation to Commission.

Projected date range: 10/01/2025 to 09/30/2027

II. Cost Summary

Cost Summary	Previous Years	FY 2022/23	FY 2023/24	FY 2024/25	FY 2025/26	FY 2026/27	Future	Total
CONSTRUCTION	-	-	-	-	753,964	266,036	-	1,020,000
Total:	**-**	**-**	**-**	**-**	**753,964**	**266,036**	**-**	**1,020,000**

III. Fund Summary

Fund Summary	Previous Years	FY 2022/23	FY 2023/24	FY 2024/25	FY 2025/26	FY 2026/27	Future	Total
302 PAY-AS-YOU-GO	-	-	-	-	753,964	266,036	-	1,020,000
Total:	**-**	**-**	**-**	**-**	**753,964**	**266,036**	**-**	**1,020,000**

MIAMIBEACH

CITY OF MIAMI BEACH
FY 2023 - 2027 Capital Budget and 5-Year Capital Improvement Plan

I. General

CITYWIDE PK LANDSCAPING IMPROVEMENT **PARKS**

Project Number:	64621
Department:	PARKS AND RECREATION
Location:	CITYWIDE
Description:	This project entails the improvement of landscaping at City parks each year. FY 2021 will include landscaping improvements for the National Championship Game.
Projected date range:	10/01/2020 to 09/30/2027

II. Cost Summary

Cost Summary	Previous Years	FY 2022/23	FY 2023/24	FY 2024/25	FY 2025/26	FY 2026/27	Future	Total
CONTRACTED SERVICES REPAIR	31,114	-	-	122,119	125,881	-	-	279,114
OTHER CONTRACTUAL SERVICES	320,886	-	-	-	-	-	-	320,886
FUTURE	-	-	-	-	-	-	1,000,000	1,000,000
Total:	**352,000**	**-**	**-**	**122,119**	**125,881**	**-**	**1,000,000**	**1,600,000**

III. Fund Summary

Fund Summary	Previous Years	FY 2022/23	FY 2023/24	FY 2024/25	FY 2025/26	FY 2026/27	Future	Total
158 CONCURRENCY MITIGATION FUND	152,000	-	-	-	-	-	-	152,000
302 PAY-AS-YOU-GO	-	-	-	122,119	125,881	-	-	248,000
305 SB QUALITY OF LIFE REST.TAX 1%	200,000	-	-	-	-	-	-	200,000
FUTURE	-	-	-	-	-	-	1,000,000	1,000,000
Total:	**352,000**	**-**	**-**	**122,119**	**125,881**	**-**	**1,000,000**	**1,600,000**

MIAMIBEACH

CITY OF MIAMI BEACH
FY 2023 - 2027 Capital Budget and 5-Year Capital Improvement Plan

I. General

CMB SKATEPARK **PARKS**

Project Number:	29550
Department:	PARKS AND RECREATION
Location:	NORTH BEACH
Description:	Installation of a skatepark area. Location TBD based on Neighborhood/Community meetings throughout the City. Scope of work varies based on site location and community needs.
Projected date range:	10/01/2015 to 12/31/2024

II. Cost Summary

Cost Summary	Previous Years	FY 2022/23	FY 2023/24	FY 2024/25	FY 2025/26	FY 2026/27	Future	Total
CAPITAL MISCELLANEOUS	50,000	-	-	-	-	-	-	50,000
CONSTRUCTION	85,950	187,000	-	-	-	-	-	272,950
DESIGN AND ENGINEERING	54,330	-	-	-	-	-	-	54,330
FUTURE	-	-	-	-	-	-	1,413,000	1,413,000
Total:	**190,280**	**187,000**	**-**	**-**	**-**	**-**	**1,413,000**	**1,790,280**

III. Fund Summary

Fund Summary	Previous Years	FY 2022/23	FY 2023/24	FY 2024/25	FY 2025/26	FY 2026/27	Future	Total
301 CAP. PROJ. NOT FINANCED BY BON	-	187,000	-	-	-	-	-	187,000
302 PAY-AS-YOU-GO	40,000	-	-	-	-	-	-	40,000
307 NB QUAL OF LIFE RESORT TAX 1%	150,280	-	-	-	-	-	-	150,280
FUTURE	-	-	-	-	-	-	1,413,000	1,413,000
Total:	**190,280**	**187,000**	**-**	**-**	**-**	**-**	**1,413,000**	**1,790,280**

MIAMIBEACH

CITY OF MIAMI BEACH
FY 2023 - 2027 Capital Budget and 5-Year Capital Improvement Plan

I. General

COLLINS PARK CULTURAL FACILITY **PARKS**

Project Number: 69928
Department: ECONOMIC DEVELOPMENT
Location:
Description: Per Resolution 2021-31914, the City is responsible for construction of this project; funding to include construction hard cost related to the build-out improvement in a total amount not to exceed $4.75 million (landlord contribution)
Projected date range: 10/01/2026 to 09/30/2027

II. Cost Summary

Cost Summary	Previous Years	FY 2022/23	FY 2023/24	FY 2024/25	FY 2025/26	FY 2026/27	Future	Total
FUTURE	-	-	-	-	-	-	7,670,000	7,670,000
Total:	**-**	**-**	**-**	**-**	**-**	**-**	**7,670,000**	**7,670,000**

III. Fund Summary

Fund Summary	Previous Years	FY 2022/23	FY 2023/24	FY 2024/25	FY 2025/26	FY 2026/27	Future	Total
FUTURE	-	-	-	-	-	-	7,670,000	7,670,000
Total:	**-**	**-**	**-**	**-**	**-**	**-**	**7,670,000**	**7,670,000**

MIAMIBEACH

CITY OF MIAMI BEACH
FY 2023 - 2027 Capital Budget and 5-Year Capital Improvement Plan

I. General

COLLINS PARK PERFORMING ARTS VENUE **PARKS**

Project Number: 20418

Department: CAPITAL IMPROVEMENT PROGRAM

Location: SOUTH BEACH

Description: Collins Park Rotunda shall be renovated for use as Performimg Arts Venue based on the winning design by artist Frida Escobedo- Cultural Arts Council Endowment for Performing Arts Venue

Projected date range: 10/01/2017 to 09/30/2024

II. Cost Summary

Cost Summary	Previous Years	FY 2022/23	FY 2023/24	FY 2024/25	FY 2025/26	FY 2026/27	Future	Total
ART IN PUBLIC PLACES	12,000	-	-	-	-	-	-	12,000
CONSTRUCTION	972,241	-	-	1,179,000	-	-	-	2,151,241
CONSTRUCTION MANAGEMENT	15,759	-	-	-	-	-	-	15,759
DESIGN AND ENGINEERING	200,000	-	-	-	-	-	-	200,000
Total:	**1,200,000**	**-**	**-**	**1,179,000**	**-**	**-**	**-**	**2,379,000**

III. Fund Summary

Fund Summary	Previous Years	FY 2022/23	FY 2023/24	FY 2024/25	FY 2025/26	FY 2026/27	Future	Total
140 CULTURAL ARTS COUNCIL ENDOWMNT	800,000	-	-	-	-	-	-	800,000
302 PAY-AS-YOU-GO	400,000	-	-	-	-	-	-	400,000
305 SB QUALITY OF LIFE REST.TAX 1%	-	-	-	1,179,000	-	-	-	1,179,000
Total:	**1,200,000**	**-**	**-**	**1,179,000**	**-**	**-**	**-**	**2,379,000**

MIAMIBEACH

CITY OF MIAMI BEACH
FY 2023 - 2027 Capital Budget and 5-Year Capital Improvement Plan

I. General

COLLINS PK LIGHTING SOUND SYSTEM **PARKS**

Project Number:	28560
Department:	PARKS AND RECREATION
Location:	SOUTH BEACH
Description:	This project entails the installation of Light Poles that integrate sound and security into the park. These will serve to enhance special events held by the City, the Bass Museum, Art Basel, etc. These poles would be placed in strategic locations to also provide added security overall.
Projected date range:	10/01/2015 to 12/31/2022

II. Cost Summary

Cost Summary	Previous Years	FY 2022/23	FY 2023/24	FY 2024/25	FY 2025/26	FY 2026/27	Future	Total
CAPITAL MISCELLANEOUS	12,290	-	-	-	-	-	-	12,290
CONSTRUCTION MANAGEMENT	11,990	-	-	-	-	-	-	11,990
DESIGN AND ENGINEERING	11,060	-	-	-	-	-	-	11,060
EQUIPMENT	127,877	-	-	-	-	-	-	127,877
OTHER CONTRACTUAL SERVICES	72,783	-	-	-	-	-	-	72,783
Total:	**236,000**	**-**	**-**	**-**	**-**	**-**	**-**	**236,000**

III. Fund Summary

Fund Summary	Previous Years	FY 2022/23	FY 2023/24	FY 2024/25	FY 2025/26	FY 2026/27	Future	Total
305 SB QUALITY OF LIFE REST.TAX 1%	236,000	-	-	-	-	-	-	236,000
Total:	**236,000**	**-**	**-**	**-**	**-**	**-**	**-**	**236,000**

MIAMIBEACH

CITY OF MIAMI BEACH
FY 2023 - 2027 Capital Budget and 5-Year Capital Improvement Plan

I. General

CRESPI PARK LIGHTING & MICRO SOCCER **PARKS**

Project Number:	20723
Department:	PARKS AND RECREATION
Location:	NORTH BEACH
Description:	Crespi Park sports lighting and micro soccer fields.
Projected date range:	10/01/2024 to 12/31/2025

II. Cost Summary

Cost Summary	Previous Years	FY 2022/23	FY 2023/24	FY 2024/25	FY 2025/26	FY 2026/27	Future	Total
FUTURE	-	-	-	-	-	-	481,000	481,000
Total:	**-**	**-**	**-**	**-**	**-**	**-**	**481,000**	**481,000**

III. Fund Summary

Fund Summary	Previous Years	FY 2022/23	FY 2023/24	FY 2024/25	FY 2025/26	FY 2026/27	Future	Total
FUTURE	-	-	-	-	-	-	481,000	481,000
Total:	**-**	**-**	**-**	**-**	**-**	**-**	**481,000**	**481,000**

MIAMIBEACH

CITY OF MIAMI BEACH
FY 2023 - 2027 Capital Budget and 5-Year Capital Improvement Plan

I. General

CRESPI PARK PLAYGROUND REPLACEMENT **PARKS**

Project Number:	60123
Department:	PARKS AND RECREATION
Location:	NORTH BEACH
Description:	Replacement of playground equipment.
Projected date range:	10/01/2023 to 09/30/2025

II. Cost Summary

Cost Summary	Previous Years	FY 2022/23	FY 2023/24	FY 2024/25	FY 2025/26	FY 2026/27	Future	Total
FUTURE	-	-	-	-	-	-	407,000	407,000
Total:	**-**	**-**	**-**	**-**	**-**	**-**	**407,000**	**407,000**

III. Fund Summary

Fund Summary	Previous Years	FY 2022/23	FY 2023/24	FY 2024/25	FY 2025/26	FY 2026/27	Future	Total
FUTURE	-	-	-	-	-	-	407,000	407,000
Total:	**-**	**-**	**-**	**-**	**-**	**-**	**407,000**	**407,000**

MIAMIBEACH

CITY OF MIAMI BEACH
FY 2023 - 2027 Capital Budget and 5-Year Capital Improvement Plan

I. General

FAIRWAY PARK IMPROVEMENTS **PARKS**

Project Number: 20237

Department: PARKS AND RECREATION

Location: NORTH BEACH

Description: Original Project Scope of Work includes: construction of artificial turf multipurpose field and drainage system, playground and equipment including drainage system, separate play structures for ages 2-5 yrs. and 5-10 yrs. old and accessible swing bay, landscape and irrigation; concrete pad to accommodate existing bleachers, new water service and water fountain.
Additional Scope includes: raising the area and walkways/jogging path around the play field, construction of new tennis and basketball courts at a higher elevation, necessary drainage for the entire park, chilled drinking fountain and the electrical infrastructure, a dog park, enhanced landscaping and Irrigation system, and entry sign/monument. (formerly known as Fairway Drainage and Playground)

Projected date range: 10/01/2016 to 12/31/2027

II. Cost Summary

Cost Summary	Previous Years	FY 2022/23	FY 2023/24	FY 2024/25	FY 2025/26	FY 2026/27	Future	Total
ART IN PUBLIC PLACES	11,619	-	-	-	-	-	-	11,619
CAPITAL MISCELLANEOUS	6,602	-	-	-	-	-	-	6,602
CONSTRUCTION	1,144,351	-	-	-	-	294,341	-	1,438,692
CONSTRUCTION MANAGEMENT	40,411	-	-	-	-	-	-	40,411
DESIGN AND ENGINEERING	188,085	-	-	-	-	-	-	188,085
FURNITURE, FIXTURES, EQUIPMENT	37,885	-	-	-	-	-	-	37,885
FUTURE	-	-	-	-	-	-	1,495,659	1,495,659
Total:	**1,428,953**	**-**	**-**	**-**	**-**	**294,341**	**1,495,659**	**3,218,953**

III. Fund Summary

Fund Summary	Previous Years	FY 2022/23	FY 2023/24	FY 2024/25	FY 2025/26	FY 2026/27	Future	Total
125 CAPITAL RENEWAL & REPLACEMENT	1,923	-	-	-	-	-	-	1,923
302 PAY-AS-YOU-GO	1,426,914	-	-	-	-	294,341	-	1,721,255
383 2003 GO BONDS-PARKS & BEACHES	116	-	-	-	-	-	-	116
FUTURE	-	-	-	-	-	-	1,495,659	1,495,659

MIAMIBEACH

CITY OF MIAMI BEACH
FY 2023 - 2027 Capital Budget and 5-Year Capital Improvement Plan

Total:	**1,428,953**	**-**	**-**	**-**	**-**	**294,341**	**1,495,659**	**3,218,953**

MIAMIBEACH

CITY OF MIAMI BEACH
FY 2023 - 2027 Capital Budget and 5-Year Capital Improvement Plan

I. General

FLAMINGO PARK **PARKS**

Project Number: 23200

Department: CAPITAL IMPROVEMENT PROGRAM

Location: SOUTH BEACH

Description: This project is included in the City of Miami Beach Parks Program. The park wide improvements include: Restoration of Historic Lodge, renovation of baseball field stadium including ADA compliance and bathroom renovations; upgrade of field lighting and pedestrian lighting; landscape & irrigation improvements; entry features with improved signage, pedestrian circulation and access along east/west and north/south axes; drainage improvements as necessary; new butterfly garden, fitness cluster; passive water feature and restoration of three quadrants to park – non active areas. Restoration of the Softball field using artificial turf. The Handball Court Phase project includes remodeling of the HAAS and Rubin buildings. Addition of resiliency items into the park.

Projected date range: 10/01/2015 to 12/31/2022

II. Cost Summary

Cost Summary	Previous Years	FY 2022/23	FY 2023/24	FY 2024/25	FY 2025/26	FY 2026/27	Future	Total
CAPITAL MISCELLANEOUS	6,219	-	-	-	-	-	-	6,219
CONSTRUCTION	14,778,219	-	-	-	-	-	-	14,778,219
CONSTRUCTION MANAGEMENT	1,237,862	-	-	-	-	-	-	1,237,862
DESIGN AND ENGINEERING	1,702,887	-	-	-	-	-	-	1,702,887
EQUIPMENT	129,620	-	-	-	-	-	-	129,620
PROGRAM MANAGEMENT	137,080	-	-	-	-	-	-	137,080
TRANSFER OUT	201,243	-	-	-	-	-	-	201,243
Total:	**18,193,130**	**-**	**-**	**-**	**-**	**-**	**-**	**18,193,130**

III. Fund Summary

Fund Summary	Previous Years	FY 2022/23	FY 2023/24	FY 2024/25	FY 2025/26	FY 2026/27	Future	Total
301 CAP. PROJ. NOT FINANCED BY BON	896,690	-	-	-	-	-	-	896,690
302 PAY-AS-YOU-GO	554,489	-	-	-	-	-	-	554,489
304 CAPITAL RESERVE	295,000	-	-	-	-	-	-	295,000
305 SB QUALITY OF LIFE REST.TAX 1%	2,460,322	-	-	-	-	-	-	2,460,322
370 RCP -1996 15M GO BOND	336,423	-	-	-	-	-	-	336,423

MIAMIBEACH

CITY OF MIAMI BEACH
FY 2023 - 2027 Capital Budget and 5-Year Capital Improvement Plan

374 GULF BREEZE	137,080	-	-	-	-	-	-	137,080
377 99 GO BONDS - PARKS & BEACHES	203,400	-	-	-	-	-	-	203,400
383 2003 GO BONDS-PARKS & BEACHES	4,648,453	-	-	-	-	-	-	4,648,453
388 MDC CDT INTERLOCAL-CDT/RTX	5,562,273	-	-	-	-	-	-	5,562,273
390 MIAMI-DADE COUNTY BOND	3,099,000	-	-	-	-	-	-	3,099,000
Total:	**18,193,130**	**-**	**-**	**-**	**-**	**-**	**-**	**18,193,130**

MIAMIBEACH

CITY OF MIAMI BEACH
FY 2023 - 2027 Capital Budget and 5-Year Capital Improvement Plan

I. General

FLAMINGO PARK SOCCER FIELD TURF **PARKS**

Project Number:	20425
Department:	PARKS AND RECREATION
Location:	SOUTH BEACH
Description:	Replacement of the artificial turf at the soccer field.
Projected date range:	10/01/2024 to 09/30/2025

II. Cost Summary

Cost Summary	Previous Years	FY 2022/23	FY 2023/24	FY 2024/25	FY 2025/26	FY 2026/27	Future	Total
FUTURE	-	-	-	-	-	-	281,000	281,000
Total:	**-**	**-**	**-**	**-**	**-**	**-**	**281,000**	**281,000**

III. Fund Summary

Fund Summary	Previous Years	FY 2022/23	FY 2023/24	FY 2024/25	FY 2025/26	FY 2026/27	Future	Total
FUTURE	-	-	-	-	-	-	281,000	281,000
Total:	**-**	**-**	**-**	**-**	**-**	**-**	**281,000**	**281,000**

MIAMIBEACH

CITY OF MIAMI BEACH
FY 2023 - 2027 Capital Budget and 5-Year Capital Improvement Plan

I. General

FLAMINGO PARK TENNIS CENTER COURTS **PARKS**

Project Number:	62022
Department:	PARKS AND RECREATION
Location:	SOUTH BEACH
Description:	This project entails the resurfacing of all tennis courts at the Flamingo Park Tennis Center.
Projected date range:	10/01/2021 to 12/31/2022

II. Cost Summary

Cost Summary	Previous Years	FY 2022/23	FY 2023/24	FY 2024/25	FY 2025/26	FY 2026/27	Future	Total
CONTRACTED SERVICES REPAIR	160,000	-	-	-	-	-	-	160,000
Total:	**160,000**	**-**	**-**	**-**	**-**	**-**	**-**	**160,000**

III. Fund Summary

Fund Summary	Previous Years	FY 2022/23	FY 2023/24	FY 2024/25	FY 2025/26	FY 2026/27	Future	Total
158 CONCURRENCY MITIGATION FUND	30,000	-	-	-	-	-	-	30,000
305 SB QUALITY OF LIFE REST.TAX 1%	130,000	-	-	-	-	-	-	130,000
Total:	**160,000**	**-**	**-**	**-**	**-**	**-**	**-**	**160,000**

MIAMIBEACH

CITY OF MIAMI BEACH
FY 2023 - 2027 Capital Budget and 5-Year Capital Improvement Plan

I. General

FLAMINGO PK FOOTBALL FENCE **PARKS**

Project Number:	20423
Department:	PARKS AND RECREATION
Location:	SOUTH BEACH
Description:	Flamingo Park Football perimeter fence replacement
Projected date range:	10/01/2022 to 09/30/2024

II. Cost Summary

Cost Summary	Previous Years	FY 2022/23	FY 2023/24	FY 2024/25	FY 2025/26	FY 2026/27	Future	Total
FUTURE	-	-	-	-	-	-	613,000	613,000
Total:	**-**	**-**	**-**	**-**	**-**	**-**	**613,000**	**613,000**

III. Fund Summary

Fund Summary	Previous Years	FY 2022/23	FY 2023/24	FY 2024/25	FY 2025/26	FY 2026/27	Future	Total
FUTURE	-	-	-	-	-	-	613,000	613,000
Total:	**-**	**-**	**-**	**-**	**-**	**-**	**613,000**	**613,000**

MIAMIBEACH

CITY OF MIAMI BEACH
FY 2023 - 2027 Capital Budget and 5-Year Capital Improvement Plan

I. General

FLAMINGO PK FOOTBALL STADIUM TURF **PARKS**

Project Number:	20822
Department:	PARKS AND RECREATION
Location:	NORTH BEACH
Description:	Replacement of the artificial turf at the Flamingo Park Football stadium.
Projected date range:	10/01/2023 to 09/30/2024

II. Cost Summary

Cost Summary	Previous Years	FY 2022/23	FY 2023/24	FY 2024/25	FY 2025/26	FY 2026/27	Future	Total
FUTURE	-	-	-	-	-	-	1,163,000	1,163,000
Total:	**-**	**-**	**-**	**-**	**-**	**-**	**1,163,000**	**1,163,000**

III. Fund Summary

Fund Summary	Previous Years	FY 2022/23	FY 2023/24	FY 2024/25	FY 2025/26	FY 2026/27	Future	Total
FUTURE	-	-	-	-	-	-	1,163,000	1,163,000
Total:	**-**	**-**	**-**	**-**	**-**	**-**	**1,163,000**	**1,163,000**

MIAMIBEACH

CITY OF MIAMI BEACH
FY 2023 - 2027 Capital Budget and 5-Year Capital Improvement Plan

I. General

FLAMINGO PK PLAYGROUND REPLACEMENT **PARKS**

Project Number:	20722
Department:	PARKS AND RECREATION
Location:	SOUTH BEACH
Description:	This project will address necessary improvements at Flamingo Park. Improvements at this park include the replacement of the playground equipment and the replacement of the safety surface.
Projected date range:	10/01/2021 to 12/31/2025

II. Cost Summary

Cost Summary	Previous Years	FY 2022/23	FY 2023/24	FY 2024/25	FY 2025/26	FY 2026/27	Future	Total
EQUIPMENT	-	-	646,960	200,040	-	-	-	847,000
Total:	**-**	**-**	**646,960**	**200,040**	**-**	**-**	**-**	**847,000**

III. Fund Summary

Fund Summary	Previous Years	FY 2022/23	FY 2023/24	FY 2024/25	FY 2025/26	FY 2026/27	Future	Total
302 PAY-AS-YOU-GO	-	-	646,960	200,040	-	-	-	847,000
Total:	**-**	**-**	**646,960**	**200,040**	**-**	**-**	**-**	**847,000**

MIAMIBEACH

CITY OF MIAMI BEACH
FY 2023 - 2027 Capital Budget and 5-Year Capital Improvement Plan

I. General

FLAMINGO PRK BASEBALL STADIUM STAND **PARKS**

Project Number: 65722

Department: CAPITAL IMPROVEMENT PROGRAM

Location: SOUTH BEACH

Description: The baseball stadium located at 1435 Michigan Avenue, Miami Beach, is part of the Flamingo Park facilities and is currently closed to the public, due to structural failures that are in need of repairs. This project will address the require repairs to include: Expoxy injections, demolish and replace concrete planks, repair of concrete spall/delamination with and without reinforcement, clean corroded area and apply paint/coating.

Projected date range: 10/01/2021 to 12/31/2024

II. Cost Summary

Cost Summary	Previous Years	FY 2022/23	FY 2023/24	FY 2024/25	FY 2025/26	FY 2026/27	Future	Total
CONSTRUCTION MANAGEMENT	65,000	-	-	-	-	-	-	65,000
FUTURE	-	-	-	-	-	-	495,000	495,000
Total:	**65,000**	**-**	**-**	**-**	**-**	**-**	**495,000**	**560,000**

III. Fund Summary

Fund Summary	Previous Years	FY 2022/23	FY 2023/24	FY 2024/25	FY 2025/26	FY 2026/27	Future	Total
302 PAY-AS-YOU-GO	65,000	-	-	-	-	-	-	65,000
FUTURE	-	-	-	-	-	-	495,000	495,000
Total:	**65,000**	**-**	**-**	**-**	**-**	**-**	**495,000**	**560,000**

MIAMIBEACH

CITY OF MIAMI BEACH
FY 2023 - 2027 Capital Budget and 5-Year Capital Improvement Plan

I. General

GO#1: 72 ST. COMMUNITY COMPLEX **PARKS**

Project Number:	25019
Department:	CAPITAL IMPROVEMENT PROGRAM
Location:	NORTH BEACH
Description:	Build a new community recreation facility at 72nd Street between Collins Avenue and Harding Avenue that includes an Olympic-sized roof-top swimming competition pool, a warm-up pool, a library/media center, a fitness gym with running track and a multi-level parking garage. Non-G.O. Bond funding for this project is also included in project # 22150.
Projected date range:	01/01/2019 to 09/30/2025

II. Cost Summary

Cost Summary	Previous Years	FY 2022/23	FY 2023/24	FY 2024/25	FY 2025/26	FY 2026/27	Future	Total
CONSTRUCTION	45,000	-	43,000,000	-	-	-	-	43,045,000
CONSTRUCTION MANAGEMENT	737,100	-	-	-	-	-	-	737,100
DESIGN AND ENGINEERING	9,853,740	-	-	-	-	-	-	9,853,740
PROGRAM MANAGEMENT	164,160	-	-	-	-	-	-	164,160
Total:	**10,800,000**	**-**	**43,000,000**	**-**	**-**	**-**	**-**	**53,800,000**

III. Fund Summary

Fund Summary	Previous Years	FY 2022/23	FY 2023/24	FY 2024/25	FY 2025/26	FY 2026/27	Future	Total
391 2019 GO BONDS – PARKS	10,800,000	-	-	-	-	-	-	10,800,000
FGO PKS FUTURE G.O. BONDS PARKS	-	-	43,000,000	-	-	-	-	43,000,000
Total:	**10,800,000**	**-**	**43,000,000**	**-**	**-**	**-**	**-**	**53,800,000**

MIAMIBEACH

CITY OF MIAMI BEACH
FY 2023 - 2027 Capital Budget and 5-Year Capital Improvement Plan

I. General

GO#10: MAURICE GIBB PARK **PARKS**

Project Number: 25919

Department: CAPITAL IMPROVEMENT PROGRAM

Location: MIDDLE BEACH

Description: Construct new walking paths, additional fishing piers, a dog park and a large bay overlook; replace the current playground with a custom-made music-themed play structure; increase park resiliency with soil remediation, irrigation and natural landscaping fixes.

Projected date range: 01/01/2019 to 03/10/2023

II. Cost Summary

Cost Summary	Previous Years	FY 2022/23	FY 2023/24	FY 2024/25	FY 2025/26	FY 2026/27	Future	Total
CONSTRUCTION	4,272,317	-	-	-	-	-	-	4,272,317
CONSTRUCTION MANAGEMENT	168,823	-	-	-	-	-	-	168,823
CONTINGENCY	8,700	-	-	-	-	-	-	8,700
PROGRAM MANAGEMENT	50,160	-	-	-	-	-	-	50,160
Total:	**4,500,000**	**-**	**-**	**-**	**-**	**-**	**-**	**4,500,000**

III. Fund Summary

Fund Summary	Previous Years	FY 2022/23	FY 2023/24	FY 2024/25	FY 2025/26	FY 2026/27	Future	Total
391 2019 GO BONDS – PARKS	4,500,000	-	-	-	-	-	-	4,500,000
Total:	**4,500,000**	**-**	**-**	**-**	**-**	**-**	**-**	**4,500,000**

MIAMIBEACH

CITY OF MIAMI BEACH
FY 2023 - 2027 Capital Budget and 5-Year Capital Improvement Plan

I. General

GO#11: MUSS PARK **PARKS**

Project Number:	26019
Department:	PARKS AND RECREATION
Location:	NORTH BEACH
Description:	Replace current grass turf with artificial sports turf to eliminate frequent wear and tear of the field and to reduce costs of park maintenance.
Projected date range:	02/04/2019 to 09/30/2025

II. Cost Summary

Cost Summary	Previous Years	FY 2022/23	FY 2023/24	FY 2024/25	FY 2025/26	FY 2026/27	Future	Total
CONSTRUCTION	-	-	250,000	-	-	-	-	250,000
Total:	**-**	**-**	**250,000**	**-**	**-**	**-**	**-**	**250,000**

III. Fund Summary

Fund Summary	Previous Years	FY 2022/23	FY 2023/24	FY 2024/25	FY 2025/26	FY 2026/27	Future	Total
FGO PKS FUTURE G.O. BONDS PARKS	-	-	250,000	-	-	-	-	250,000
Total:	**-**	**-**	**250,000**	**-**	**-**	**-**	**-**	**250,000**

MIAMIBEACH

CITY OF MIAMI BEACH
FY 2023 - 2027 Capital Budget and 5-Year Capital Improvement Plan

I. General

GO#12: NOBE OCEANSIDE PARK BEACHWLK **PARKS**

Project Number: 26119

Department: CAPITAL IMPROVEMENT PROGRAM

Location: NORTH BEACH

Description: Redevelop the Beachwalk to expand path networks and dune systems, new landscaping and wayfinding signage, turtle-friendly lighting, security camera infrastructure, new playground equipment and refurbished picnic shelters; construct an on-grade, ADA accessible and decorative paver pathway from streets 79 to 87, completing the final link of the city's entire beachwalk system.

NOTE: Project has been completed. Closeout in progress.

Projected date range: 02/04/2019 to 09/30/2022

II. Cost Summary

Cost Summary	Previous Years	FY 2022/23	FY 2023/24	FY 2024/25	FY 2025/26	FY 2026/27	Future	Total
CONSTRUCTION	1,765,813	-	-	-	-	-	-	1,765,813
CONSTRUCTION MANAGEMENT	70,644	-	-	-	-	-	-	70,644
DESIGN AND ENGINEERING	129,893	-	-	-	-	-	-	129,893
PROGRAM MANAGEMENT	33,650	-	-	-	-	-	-	33,650
Total:	**2,000,000**	**-**	**-**	**-**	**-**	**-**	**-**	**2,000,000**

III. Fund Summary

Fund Summary	Previous Years	FY 2022/23	FY 2023/24	FY 2024/25	FY 2025/26	FY 2026/27	Future	Total
391 2019 GO BONDS – PARKS	2,000,000	-	-	-	-	-	-	2,000,000
Total:	**2,000,000**	**-**	**-**	**-**	**-**	**-**	**-**	**2,000,000**

MIAMIBEACH

CITY OF MIAMI BEACH
FY 2023 - 2027 Capital Budget and 5-Year Capital Improvement Plan

I. General

GO#13: N.SHORE PARK & YOUTH CENTER **PARKS**

Project Number: 26219

Department: CAPITAL IMPROVEMENT PROGRAM

Location: NORTH BEACH

Description: Improve park features and functions by adding two additional baseball fields with new artificial turf, LED lighting fixtures and more security cameras; replace the aged roof and construct a new walking/jogging pathway.

Projected date range: 02/04/2019 to 09/30/2024

II. Cost Summary

Cost Summary	Previous Years	FY 2022/23	FY 2023/24	FY 2024/25	FY 2025/26	FY 2026/27	Future	Total
CAPITAL MISCELLANEOUS	5,120	-	-	-	-	-	-	5,120
CONSTRUCTION	2,467,317	-	2,185,000	-	-	-	-	4,652,317
CONTINGENCY	6,400	-	-	-	-	-	-	6,400
CONTRACTED SERVICES REPAIR	130,300	-	-	-	-	-	-	130,300
DESIGN AND ENGINEERING	140,737	-	-	-	-	-	-	140,737
EQUIPMENT	701,276	-	-	-	-	-	-	701,276
PROGRAM MANAGEMENT	88,850	-	-	-	-	-	-	88,850
Total:	**3,540,000**	**-**	**2,185,000**	**-**	**-**	**-**	**-**	**5,725,000**

III. Fund Summary

Fund Summary	Previous Years	FY 2022/23	FY 2023/24	FY 2024/25	FY 2025/26	FY 2026/27	Future	Total
391 2019 GO BONDS – PARKS	3,540,000	-	-	-	-	-	-	3,540,000
FGO PKS FUTURE G.O. BONDS PARKS	-	-	2,185,000	-	-	-	-	2,185,000
Total:	**3,540,000**	**-**	**2,185,000**	**-**	**-**	**-**	**-**	**5,725,000**

MIAMIBEACH

CITY OF MIAMI BEACH
FY 2023 - 2027 Capital Budget and 5-Year Capital Improvement Plan

I. General

GO#14: PALM ISLAND PARK **PARKS**

Project Number: 67519

Department: PARKS AND RECREATION

Location: SOUTH BEACH

Description: Replace the aged and worn playground with a brand new set of playground equipment; upgrade the shade structure to have a quick release removal system that can be used to prepare the park for hurricane threats.

Projected date range: 01/01/2022 to 01/01/2025

II. Cost Summary

Cost Summary	Previous Years	FY 2022/23	FY 2023/24	FY 2024/25	FY 2025/26	FY 2026/27	Future	Total
CONSTRUCTION	-	-	231,000	-	-	-	-	231,000
Total:	**-**	**-**	**231,000**	**-**	**-**	**-**	**-**	**231,000**

III. Fund Summary

Fund Summary	Previous Years	FY 2022/23	FY 2023/24	FY 2024/25	FY 2025/26	FY 2026/27	Future	Total
FGO PKS FUTURE G.O. BONDS PARKS	-	-	231,000	-	-	-	-	231,000
Total:	**-**	**-**	**231,000**	**-**	**-**	**-**	**-**	**231,000**

MIAMIBEACH

CITY OF MIAMI BEACH
FY 2023 - 2027 Capital Budget and 5-Year Capital Improvement Plan

I. General

GO#15: PAR 3 / BAYSHORE PARK **PARKS**

Project Number: 26319

Department: CAPITAL IMPROVEMENT PROGRAM

Location: MIDDLE BEACH

Description: Develop a brand new park space with environmental remediation and resiliency components; construct an outdoor Amphitheatre, a walking trail with a lake overlook, tennis courts and restroom facility, a pavilion shade structure, a dog park, a vita course, a playground, and a butterfly garden.

Projected date range: 02/04/2019 to 09/30/2023

II. Cost Summary

Cost Summary	Previous Years	FY 2022/23	FY 2023/24	FY 2024/25	FY 2025/26	FY 2026/27	Future	Total
ART IN PUBLIC PLACES	169,814	-	-	-	-	-	-	169,814
CAPITAL MISCELLANEOUS	1,548,499	-	-	-	-	-	-	1,548,499
CONSTRUCTION	13,036,867	-	-	-	-	-	-	13,036,867
CONSTRUCTION MANAGEMENT	583,180	-	-	-	-	-	-	583,180
DESIGN AND ENGINEERING	123,000	-	-	-	-	-	-	123,000
PROGRAM MANAGEMENT	238,640	-	-	-	-	-	-	238,640
Total:	**15,700,000**	**-**	**-**	**-**	**-**	**-**	**-**	**15,700,000**

III. Fund Summary

Fund Summary	Previous Years	FY 2022/23	FY 2023/24	FY 2024/25	FY 2025/26	FY 2026/27	Future	Total
391 2019 GO BONDS – PARKS	15,700,000	-	-	-	-	-	-	15,700,000
Total:	**15,700,000**	**-**	**-**	**-**	**-**	**-**	**-**	**15,700,000**

MIAMIBEACH

CITY OF MIAMI BEACH
FY 2023 - 2027 Capital Budget and 5-Year Capital Improvement Plan

I. General

GO#16: PINETREE PARK **PARKS**

Project Number: 67619

Department: PARKS AND RECREATION

Location: MIDDLE BEACH

Description: Convert the existing kayak launch dock to a floating dock design; upgrade the existing asphalt paver pathway to a decorative, concrete and smooth walking path ; expand the urban forest; replace the current fence structure that is adjacent to the waterway with a weather-resistant and higher security fencing system.

Projected date range: 01/01/2022 to 01/01/2025

II. Cost Summary

Cost Summary	Previous Years	FY 2022/23	FY 2023/24	FY 2024/25	FY 2025/26	FY 2026/27	Future	Total
CONSTRUCTION	-	-	700,000	-	-	-	-	700,000
Total:	**-**	**-**	**700,000**	**-**	**-**	**-**	**-**	**700,000**

III. Fund Summary

Fund Summary	Previous Years	FY 2022/23	FY 2023/24	FY 2024/25	FY 2025/26	FY 2026/27	Future	Total
FGO PKS FUTURE G.O. BONDS PARKS	-	-	700,000	-	-	-	-	700,000
Total:	**-**	**-**	**700,000**	**-**	**-**	**-**	**-**	**700,000**

MIAMIBEACH

CITY OF MIAMI BEACH
FY 2023 - 2027 Capital Budget and 5-Year Capital Improvement Plan

I. General

GO#17: POLO PARK **PARKS**

Project Number: 26419
Department: PARKS AND RECREATION
Location: MIDDLE BEACH
Description: Renovate the baseball field to include a new dugout area, additional spectator bleacher seats, higher fencing and safety netting; construct a new concrete perimeter pathway; add new park furnishings; improve irrigation and landscaping.

NOTE: Project has been completed. Closeout in progress.
Projected date range: 02/04/2019 to 12/31/2021

II. Cost Summary

Cost Summary	Previous Years	FY 2022/23	FY 2023/24	FY 2024/25	FY 2025/26	FY 2026/27	Future	Total
CONSTRUCTION	413,204	-	-	-	-	-	-	413,204
DESIGN AND ENGINEERING	23,120	-	-	-	-	-	-	23,120
EQUIPMENT	57,351	-	-	-	-	-	-	57,351
Total:	**493,675**	**-**	**-**	**-**	**-**	**-**	**-**	**493,675**

III. Fund Summary

Fund Summary	Previous Years	FY 2022/23	FY 2023/24	FY 2024/25	FY 2025/26	FY 2026/27	Future	Total
391 2019 GO BONDS – PARKS	493,675	-	-	-	-	-	-	493,675
Total:	**493,675**	**-**	**-**	**-**	**-**	**-**	**-**	**493,675**

MIAMIBEACH

CITY OF MIAMI BEACH
FY 2023 - 2027 Capital Budget and 5-Year Capital Improvement Plan

I. General

GO#18: SCOTT RAKOW YOUTH CENTER **PARKS**

Project Number: 26519

Department: PROPERTY MANAGEMENT

Location: MIDDLE BEACH

Description: Improve structural elements of youth center facilities to include: a full roof replacement, pool area renovations and new basketball court flooring; install high impact windows, an emergency generator, a new HVAC system and more security cameras.

Projected date range: 02/04/2019 to 08/30/2023

II. Cost Summary

Cost Summary	Previous Years	FY 2022/23	FY 2023/24	FY 2024/25	FY 2025/26	FY 2026/27	Future	Total
CONSTRUCTION	2,633,667	-	-	-	-	-	-	2,633,667
CONTINGENCY	293	-	-	-	-	-	-	293
CONTRACTED SERVICES REPAIR	114,800	-	-	-	-	-	-	114,800
DESIGN AND ENGINEERING	16,647	-	-	-	-	-	-	16,647
EQUIPMENT	1,173,971	-	-	-	-	-	-	1,173,971
FURNITURE, FIXTURES, EQUIPMENT	37,000	-	-	-	-	-	-	37,000
INTERNAL CHARGEBACK	226	-	-	-	-	-	-	226
PROGRAM MANAGEMENT	76,441	-	-	-	-	-	-	76,441
Total:	**4,053,045**	**-**	**-**	**-**	**-**	**-**	**-**	**4,053,045**

III. Fund Summary

Fund Summary	Previous Years	FY 2022/23	FY 2023/24	FY 2024/25	FY 2025/26	FY 2026/27	Future	Total
391 2019 GO BONDS – PARKS	4,053,045	-	-	-	-	-	-	4,053,045
Total:	**4,053,045**	**-**	**-**	**-**	**-**	**-**	**-**	**4,053,045**

MIAMIBEACH

CITY OF MIAMI BEACH
FY 2023 - 2027 Capital Budget and 5-Year Capital Improvement Plan

I. General

GO#19: SOUNDSCAPE PARK **PARKS**

Project Number: 26619

Department: TOURISM & CULTURAL DEPARTMENT

Location: SOUTH BEACH

Description: Enhance the local arts & culture facility with upgraded WALLCAST technology and equipment, installing a custom 4K ultra-high definition display system; construct a permanent restroom and storage facility.

Projected date range: 02/13/2019 to 07/03/2023

II. Cost Summary

Cost Summary	Previous Years	FY 2022/23	FY 2023/24	FY 2024/25	FY 2025/26	FY 2026/27	Future	Total
CONSTRUCTION	650,229	-	-	-	-	-	-	650,229
DESIGN AND ENGINEERING	40,131	-	-	-	-	-	-	40,131
DONATIONS & CONTRIBUTIONS	3,790,015	-	-	-	-	-	-	3,790,015
PROGRAM MANAGEMENT	19,625	-	-	-	-	-	-	19,625
Total:	**4,500,000**	**-**	**-**	**-**	**-**	**-**	**-**	**4,500,000**

III. Fund Summary

Fund Summary	Previous Years	FY 2022/23	FY 2023/24	FY 2024/25	FY 2025/26	FY 2026/27	Future	Total
391 2019 GO BONDS – PARKS	4,500,000	-	-	-	-	-	-	4,500,000
Total:	**4,500,000**	**-**	**-**	**-**	**-**	**-**	**-**	**4,500,000**

MIAMIBEACH

CITY OF MIAMI BEACH
FY 2023 - 2027 Capital Budget and 5-Year Capital Improvement Plan

I. General

GO#2: COLLINS PARK **PARKS**

Project Number: 25119
Department: PARKS AND RECREATION
Location: SOUTH BEACH
Description: Replace the damaged paver pathways throughout the park and plaza with new, smooth and structurally-sound pavement.

Note: Project completed. Close out in Munis in progress.
Projected date range: 01/01/2019 to 12/31/2021

II. Cost Summary

Cost Summary	Previous Years	FY 2022/23	FY 2023/24	FY 2024/25	FY 2025/26	FY 2026/27	Future	Total
CONTRACTED SERVICES REPAIR	496,359	-	-	-	-	-	-	496,359
OTHER COSTS	51,200	-	-	-	-	-	-	51,200
PROGRAM MANAGEMENT	9,728	-	-	-	-	-	-	9,728
Total:	**557,287**	**-**	**-**	**-**	**-**	**-**	**-**	**557,287**

III. Fund Summary

Fund Summary	Previous Years	FY 2022/23	FY 2023/24	FY 2024/25	FY 2025/26	FY 2026/27	Future	Total
391 2019 GO BONDS – PARKS	557,287	-	-	-	-	-	-	557,287
Total:	**557,287**	**-**	**-**	**-**	**-**	**-**	**-**	**557,287**

MIAMIBEACH

CITY OF MIAMI BEACH
FY 2023 - 2027 Capital Budget and 5-Year Capital Improvement Plan

I. General

GO#20: SOUTH POINTE PARK **PARKS**

Project Number: 67719

Department: PARKS AND RECREATION

Location: SOUTH BEACH

Description: Replace the aged and worn playground with a brand new set of playground equipment; renovate restroom facilities to improve aesthetics and provide more practical maintenance; expand the urban forest with landscaping enhancements.

Projected date range: 01/01/2025 to 01/01/2028

II. Cost Summary

Cost Summary	Previous Years	FY 2022/23	FY 2023/24	FY 2024/25	FY 2025/26	FY 2026/27	Future	Total
CONTRACTED SERVICES REPAIR	-	-	480,000	-	-	-	-	480,000
Total:	**-**	**-**	**480,000**	**-**	**-**	**-**	**-**	**480,000**

III. Fund Summary

Fund Summary	Previous Years	FY 2022/23	FY 2023/24	FY 2024/25	FY 2025/26	FY 2026/27	Future	Total
FGO PKS FUTURE G.O. BONDS PARKS	-	-	480,000	-	-	-	-	480,000
Total:	**-**	**-**	**480,000**	**-**	**-**	**-**	**-**	**480,000**

MIAMIBEACH

CITY OF MIAMI BEACH
FY 2023 - 2027 Capital Budget and 5-Year Capital Improvement Plan

I. General

GO#21: STILLWATER PARK **PARKS**

Project Number: 67819
Department: PARKS AND RECREATION
Location: NORTH BEACH
Description: Replace the existing perimeter fence with a higher security fencing structure, construct a new walking/jogging path, add fresh paint and new flooring to pavilion and restroom areas.

NOTE: Project Closed. Closeout in progress.
Projected date range: 05/01/2019 to 12/31/2021

II. Cost Summary

Cost Summary	Previous Years	FY 2022/23	FY 2023/24	FY 2024/25	FY 2025/26	FY 2026/27	Future	Total
CONTRACTED SERVICES REPAIR	142,441	-	-	-	-	-	-	142,441
Total:	**142,441**	**-**	**-**	**-**	**-**	**-**	**-**	**142,441**

III. Fund Summary

Fund Summary	Previous Years	FY 2022/23	FY 2023/24	FY 2024/25	FY 2025/26	FY 2026/27	Future	Total
391 2019 GO BONDS – PARKS	142,441	-	-	-	-	-	-	142,441
Total:	**142,441**	**-**	**-**	**-**	**-**	**-**	**-**	**142,441**

MIAMIBEACH

CITY OF MIAMI BEACH
FY 2023 - 2027 Capital Budget and 5-Year Capital Improvement Plan

I. General

GO#22: TATUM PARK **PARKS**

Project Number:	67919
Department:	PARKS AND RECREATION
Location:	NORTH BEACH
Description:	Replace the existing perimeter fence with a higher security fencing structure, construct a new walking/jogging path, add fresh paint and new flooring to pavilion and restroom areas.
Projected date range:	02/13/2019 to 04/01/2027

II. Cost Summary

Cost Summary	Previous Years	FY 2022/23	FY 2023/24	FY 2024/25	FY 2025/26	FY 2026/27	Future	Total
PROFESSIONAL SERVICES	-	-	840,000	-	-	-	-	840,000
Total:	**-**	**-**	**840,000**	**-**	**-**	**-**	**-**	**840,000**

III. Fund Summary

Fund Summary	Previous Years	FY 2022/23	FY 2023/24	FY 2024/25	FY 2025/26	FY 2026/27	Future	Total
FGO PKS FUTURE G.O. BONDS PARKS	-	-	840,000	-	-	-	-	840,000
Total:	**-**	**-**	**840,000**	**-**	**-**	**-**	**-**	**840,000**

MIAMIBEACH

CITY OF MIAMI BEACH
FY 2023 - 2027 Capital Budget and 5-Year Capital Improvement Plan

I. General

GO#23: BAYWLK PEDESTRIAN BRIDGE **PARKS**

Project Number:	26719
Department:	CAPITAL IMPROVEMENT PROGRAM
Location:	SOUTH BEACH
Description:	Construct the last portions of the Baywalk path to provide a continuous link from South Pointe to Lincoln Road with a custom designed pedestrian bridge to stretch across 5th Street.
Projected date range:	02/13/2019 to 06/27/2024

II. Cost Summary

Cost Summary	Previous Years	FY 2022/23	FY 2023/24	FY 2024/25	FY 2025/26	FY 2026/27	Future	Total
CONSTRUCTION	9,363,440	-	5,000,000	-	-	-	-	14,363,440
CONSTRUCTION MANAGEMENT	157,322	-	-	-	-	-	-	157,322
DESIGN AND ENGINEERING	364,038	-	-	-	-	-	-	364,038
PROGRAM MANAGEMENT	115,200	-	-	-	-	-	-	115,200
Total:	**10,000,000**	**-**	**5,000,000**	**-**	**-**	**-**	**-**	**15,000,000**

III. Fund Summary

Fund Summary	Previous Years	FY 2022/23	FY 2023/24	FY 2024/25	FY 2025/26	FY 2026/27	Future	Total
391 2019 GO BONDS – PARKS	10,000,000	-	-	-	-	-	-	10,000,000
FGO PKS FUTURE G.O. BONDS PARKS	-	-	5,000,000	-	-	-	-	5,000,000
Total:	**10,000,000**	**-**	**5,000,000**	**-**	**-**	**-**	**-**	**15,000,000**

MIAMIBEACH

CITY OF MIAMI BEACH
FY 2023 - 2027 Capital Budget and 5-Year Capital Improvement Plan

I. General

GO#24: MIDDLE BEACH BEACHWALK PH3 **PARKS**

Project Number: 26819

Department: CAPITAL IMPROVEMENT PROGRAM

Location: MIDDLE BEACH

Description: Replace the current wooden boardwalk structure that exists between 23rd Street and 45th Street with an on-grade pedestrian pathway that connects Mid Beach with South Beach and North Beach Beachwalk portions - providing one seamless oceanside pathway that stretches from 1st Street to 87th Street.

NOTE: Project has been completed. Closeout in progress.

Projected date range: 10/01/2019 to 12/31/2021

II. Cost Summary

Cost Summary	Previous Years	FY 2022/23	FY 2023/24	FY 2024/25	FY 2025/26	FY 2026/27	Future	Total
CONSTRUCTION	4,142,902	-	-	-	-	-	-	4,142,902
CONSTRUCTION MANAGEMENT	288,698	-	-	-	-	-	-	288,698
PROGRAM MANAGEMENT	68,400	-	-	-	-	-	-	68,400
Total:	**4,500,000**	**-**	**-**	**-**	**-**	**-**	**-**	**4,500,000**

III. Fund Summary

Fund Summary	Previous Years	FY 2022/23	FY 2023/24	FY 2024/25	FY 2025/26	FY 2026/27	Future	Total
391 2019 GO BONDS – PARKS	4,500,000	-	-	-	-	-	-	4,500,000
Total:	**4,500,000**	**-**	**-**	**-**	**-**	**-**	**-**	**4,500,000**

MIAMIBEACH

CITY OF MIAMI BEACH
FY 2023 - 2027 Capital Budget and 5-Year Capital Improvement Plan

I. General

GO#27: LOG CABIN **PARKS**

Project Number:	26919
Department:	CAPITAL IMPROVEMENT PROGRAM
Location:	NORTH BEACH
Description:	Reconstruct the historic Log Cabin to restore and re-open for community use.
Projected date range:	10/01/2021 to 09/30/2024

II. Cost Summary

Cost Summary	Previous Years	FY 2022/23	FY 2023/24	FY 2024/25	FY 2025/26	FY 2026/27	Future	Total
CONSTRUCTION	-	-	1,076,000	-	-	-	-	1,076,000
Total:	**-**	**-**	**1,076,000**	**-**	**-**	**-**	**-**	**1,076,000**

III. Fund Summary

Fund Summary	Previous Years	FY 2022/23	FY 2023/24	FY 2024/25	FY 2025/26	FY 2026/27	Future	Total
FGO PKS FUTURE G.O. BONDS PARKS	-	-	1,076,000	-	-	-	-	1,076,000
Total:	**-**	**-**	**1,076,000**	**-**	**-**	**-**	**-**	**1,076,000**

MIAMIBEACH

CITY OF MIAMI BEACH
FY 2023 - 2027 Capital Budget and 5-Year Capital Improvement Plan

I. General

GO#29: WEST LOTS **PARKS**

Project Number:	27119
Department:	ECONOMIC DEVELOPMENT
Location:	NORTH BEACH
Description:	Redevelop and repurpose the area known as the "West Lots", eight (8) blocks of city-owned land located across the street from North Beach Oceanside Park, to spur investments in green space and open park areas which may include an eco-park, water square, community garden and playground, among other public improvements and amenities for recreational/civic/neighborhood activity
Projected date range:	02/13/2019 to 09/30/2025

II. Cost Summary

Cost Summary	Previous Years	FY 2022/23	FY 2023/24	FY 2024/25	FY 2025/26	FY 2026/27	Future	Total
CONSTRUCTION	984,800	-	4,000,000	-	-	-	-	4,984,800
PROGRAM MANAGEMENT	15,200	-	-	-	-	-	-	15,200
Total:	**1,000,000**	**-**	**4,000,000**	**-**	**-**	**-**	**-**	**5,000,000**

III. Fund Summary

Fund Summary	Previous Years	FY 2022/23	FY 2023/24	FY 2024/25	FY 2025/26	FY 2026/27	Future	Total
391 2019 GO BONDS – PARKS	1,000,000	-	-	-	-	-	-	1,000,000
FGO PKS FUTURE G.O. BONDS PARKS	-	-	4,000,000	-	-	-	-	4,000,000
Total:	**1,000,000**	**-**	**4,000,000**	**-**	**-**	**-**	**-**	**5,000,000**

MIAMIBEACH

CITY OF MIAMI BEACH
FY 2023 - 2027 Capital Budget and 5-Year Capital Improvement Plan

I. General

GO#3: CRESPI PARK **PARKS**

Project Number:	25219
Department:	PARKS AND RECREATION
Location:	NORTH BEACH
Description:	Replace the existing perimeter fence with a higher security fencing structure, construct a new walking/jogging path, add fresh paint and new flooring to pavilion and restroom areas. Note: Project completed. Close out in Munis in progress.
Projected date range:	01/01/2019 to 12/31/2021

II. Cost Summary

Cost Summary	Previous Years	FY 2022/23	FY 2023/24	FY 2024/25	FY 2025/26	FY 2026/27	Future	Total
CONTINGENCY	1	-	-	-	-	-	-	1
CONTRACTED SERVICES REPAIR	179,509	-	-	-	-	-	-	179,509
PROGRAM MANAGEMENT	5,411	-	-	-	-	-	-	5,411
Total:	**184,921**	**-**	**-**	**-**	**-**	**-**	**-**	**184,921**

III. Fund Summary

Fund Summary	Previous Years	FY 2022/23	FY 2023/24	FY 2024/25	FY 2025/26	FY 2026/27	Future	Total
391 2019 GO BONDS – PARKS	184,921	-	-	-	-	-	-	184,921
Total:	**184,921**	**-**	**-**	**-**	**-**	**-**	**-**	**184,921**

MIAMIBEACH

CITY OF MIAMI BEACH
FY 2023 - 2027 Capital Budget and 5-Year Capital Improvement Plan

I. General

GO#30: SKATE PARK **PARKS**

Project Number:	27219
Department:	PARKS AND RECREATION
Location:	NORTH BEACH
Description:	Expand and improve the temporary skate park by adding an all-wheels track.
Projected date range:	02/13/2019 to 09/30/2023

II. Cost Summary

Cost Summary	Previous Years	FY 2022/23	FY 2023/24	FY 2024/25	FY 2025/26	FY 2026/27	Future	Total
CONSTRUCTION	657,534	-	-	-	-	-	-	657,534
DESIGN AND ENGINEERING	81,066	-	-	-	-	-	-	81,066
PROGRAM MANAGEMENT	11,400	-	-	-	-	-	-	11,400
Total:	**750,000**	**-**	**-**	**-**	**-**	**-**	**-**	**750,000**

III. Fund Summary

Fund Summary	Previous Years	FY 2022/23	FY 2023/24	FY 2024/25	FY 2025/26	FY 2026/27	Future	Total
391 2019 GO BONDS – PARKS	750,000	-	-	-	-	-	-	750,000
Total:	**750,000**	**-**	**-**	**-**	**-**	**-**	**-**	**750,000**

MIAMIBEACH

CITY OF MIAMI BEACH
FY 2023 - 2027 Capital Budget and 5-Year Capital Improvement Plan

I. General

GO#4: FAIRWAY PARK **PARKS**

Project Number: 25319
Department: PARKS AND RECREATION
Location: NORTH BEACH
Description: Replace the aged perimeter fence with higher-quality and higher-security fencing; refresh the pavilion, restroom and office facilities with a new paint job.

Note: Project completed. Close out in Munis in progress.

Projected date range: 01/01/2019 to 12/31/2021

II. Cost Summary

Cost Summary	Previous Years	FY 2022/23	FY 2023/24	FY 2024/25	FY 2025/26	FY 2026/27	Future	Total
CONTINGENCY	3,083	-	-	-	-	-	-	3,083
CONTRACTED SERVICES REPAIR	51,000	-	-	-	-	-	-	51,000
FURNITURE, FIXTURES, EQUIPMENT	205,917	-	-	-	-	-	-	205,917
Total:	**260,000**	**-**	**-**	**-**	**-**	**-**	**-**	**260,000**

III. Fund Summary

Fund Summary	Previous Years	FY 2022/23	FY 2023/24	FY 2024/25	FY 2025/26	FY 2026/27	Future	Total
391 2019 GO BONDS – PARKS	260,000	-	-	-	-	-	-	260,000
Total:	**260,000**	**-**	**-**	**-**	**-**	**-**	**-**	**260,000**

MIAMIBEACH

CITY OF MIAMI BEACH
FY 2023 - 2027 Capital Budget and 5-Year Capital Improvement Plan

I. General

GO#5: FLAMINGO PARK & YOUTH CENTER **PARKS**

Project Number: 25419

Department: CAPITAL IMPROVEMENT PROGRAM

Location: SOUTH BEACH

Description: Improve park security, aesthetics and function by installing LED sports lighting and security cameras, replacing football field fencing, renovating the softball and baseball field areas with new turf, spectator bleachers and dug-outs, upgrading pool filtration technology. Rebuild the deteriorating PAL recreation center to replace, upgrade and expand the facility to include an indoor running track and basketball courts, a fitness gym, locker rooms, community meeting rooms and multipurpose space.

Projected date range: 01/01/2019 to 09/30/2026

II. Cost Summary

Cost Summary	Previous Years	FY 2022/23	FY 2023/24	FY 2024/25	FY 2025/26	FY 2026/27	Future	Total
CONSTRUCTION	14,511,435	-	15,150,000	-	-	-	-	29,661,435
CONSTRUCTION MANAGEMENT	92,485	-	-	-	-	-	-	92,485
DESIGN AND ENGINEERING	562,000	-	-	-	-	-	-	562,000
PROGRAM MANAGEMENT	234,080	-	-	-	-	-	-	234,080
Total:	**15,400,000**	**-**	**15,150,000**	**-**	**-**	**-**	**-**	**30,550,000**

III. Fund Summary

Fund Summary	Previous Years	FY 2022/23	FY 2023/24	FY 2024/25	FY 2025/26	FY 2026/27	Future	Total
391 2019 GO BONDS – PARKS	15,400,000	-	-	-	-	-	-	15,400,000
FGO PKS FUTURE G.O. BONDS PARKS	-	-	15,150,000	-	-	-	-	15,150,000
Total:	**15,400,000**	**-**	**15,150,000**	**-**	**-**	**-**	**-**	**30,550,000**

MIAMIBEACH

CITY OF MIAMI BEACH
FY 2023 - 2027 Capital Budget and 5-Year Capital Improvement Plan

I. General

GO#6: FISHER PARK **PARKS**

Project Number:	25519
Department:	PARKS AND RECREATION
Location:	MIDDLE BEACH
Description:	Replace the aged and worn playground with a brand new set of playground equipment.
Projected date range:	01/01/2019 to 04/30/2027

II. Cost Summary

Cost Summary	Previous Years	FY 2022/23	FY 2023/24	FY 2024/25	FY 2025/26	FY 2026/27	Future	Total
EQUIPMENT	-	-	105,000	-	-	-	-	105,000
Total:	**-**	**-**	**105,000**	**-**	**-**	**-**	**-**	**105,000**

III. Fund Summary

Fund Summary	Previous Years	FY 2022/23	FY 2023/24	FY 2024/25	FY 2025/26	FY 2026/27	Future	Total
FGO PKS FUTURE G.O. BONDS PARKS	-	-	105,000	-	-	-	-	105,000
Total:	**-**	**-**	**105,000**	**-**	**-**	**-**	**-**	**105,000**

MIAMIBEACH

CITY OF MIAMI BEACH
FY 2023 - 2027 Capital Budget and 5-Year Capital Improvement Plan

I. General

GO#7: LA GORCE PARK **PARKS**

Project Number: 25619
Department: PARKS AND RECREATION
Location: MIDDLE BEACH
Description: Replace the aged and worn playground with a brand new set of playground equipment.

Projected date range: 01/01/2019 to 12/31/2023

II. Cost Summary

Cost Summary	Previous Years	FY 2022/23	FY 2023/24	FY 2024/25	FY 2025/26	FY 2026/27	Future	Total
EQUIPMENT	-	-	150,000	-	-	-	-	150,000
Total:	**-**	**-**	**150,000**	**-**	**-**	**-**	**-**	**150,000**

III. Fund Summary

Fund Summary	Previous Years	FY 2022/23	FY 2023/24	FY 2024/25	FY 2025/26	FY 2026/27	Future	Total
FGO PKS FUTURE G.O. BONDS PARKS	-	-	150,000	-	-	-	-	150,000
Total:	**-**	**-**	**150,000**	**-**	**-**	**-**	**-**	**150,000**

MIAMIBEACH

CITY OF MIAMI BEACH
FY 2023 - 2027 Capital Budget and 5-Year Capital Improvement Plan

I. General

GO#8: LUMMUS PARK **PARKS**

Project Number: 25719

Department: CAPITAL IMPROVEMENT PROGRAM

Location: SOUTH BEACH

Description: Beautify the park with green landscaping and new trees; improve park navigation with a new crushed-shell walking path and added way finding signage; expand and upgrade the park irrigation system to include wireless connectivity, rain sensors and flow meters; renovate and expand restroom facilities.

Projected date range: 01/01/2019 to 12/31/2023

II. Cost Summary

Cost Summary	Previous Years	FY 2022/23	FY 2023/24	FY 2024/25	FY 2025/26	FY 2026/27	Future	Total
CONSTRUCTION	3,880,030	-	-	-	-	-	-	3,880,030
DESIGN AND ENGINEERING	784,968	-	-	-	-	-	-	784,968
PROGRAM MANAGEMENT	72,002	-	-	-	-	-	-	72,002
Total:	**4,737,000**	**-**	**-**	**-**	**-**	**-**	**-**	**4,737,000**

III. Fund Summary

Fund Summary	Previous Years	FY 2022/23	FY 2023/24	FY 2024/25	FY 2025/26	FY 2026/27	Future	Total
391 2019 GO BONDS – PARKS	4,737,000	-	-	-	-	-	-	4,737,000
Total:	**4,737,000**	**-**	**-**	**-**	**-**	**-**	**-**	**4,737,000**

MIAMIBEACH

CITY OF MIAMI BEACH
FY 2023 - 2027 Capital Budget and 5-Year Capital Improvement Plan

I. General

GO#9: MARJORY STONEMAN DOUGLAS PARK **PARKS**

Project Number: 25819

Department: PARKS AND RECREATION

Location: SOUTH BEACH

Description: Replace the aged and worn playground with a brand new set of playground equipment; upgrade the shade structure to have a quick release removal system that can be used to prepare the park for hurricane threats; re-pave and re-surface park sidewalks; install turtle-friendly lighting.

Projected date range: 01/01/2019 to 09/29/2023

II. Cost Summary

Cost Summary	Previous Years	FY 2022/23	FY 2023/24	FY 2024/25	FY 2025/26	FY 2026/27	Future	Total
CONSTRUCTION	607,914	-	-	-	-	-	-	607,914
DESIGN AND ENGINEERING	38,430	-	-	-	-	-	-	38,430
FURNITURE, FIXTURES, EQUIPMENT	25,290	-	-	-	-	-	-	25,290
PROGRAM MANAGEMENT	10,366	-	-	-	-	-	-	10,366
Total:	**682,000**	**-**	**-**	**-**	**-**	**-**	**-**	**682,000**

III. Fund Summary

Fund Summary	Previous Years	FY 2022/23	FY 2023/24	FY 2024/25	FY 2025/26	FY 2026/27	Future	Total
391 2019 GO BONDS – PARKS	682,000	-	-	-	-	-	-	682,000
Total:	**682,000**	**-**	**-**	**-**	**-**	**-**	**-**	**682,000**

MIAMIBEACH

CITY OF MIAMI BEACH
FY 2023 - 2027 Capital Budget and 5-Year Capital Improvement Plan

I. General

INDIAN BCH PK PLAYGROUND EXPANSION **PARKS**

Project Number: 20123

Department: PARKS AND RECREATION

Location: MIDDLE BEACH

Description: The project will expand the current Indian Beach Park playground footprint to include additional play pieces specifically for children ages 2-5. The project would also provide a chilled bottle filler, expanded fencing, additional safety surfacing, benches, along with trash and recycle cans within the play area. Scope updated, during FY 2020 budget process, from replacement of the Playground equipment at Indian Beach (in FY 2023).

Projected date range: 10/01/2019 to 12/31/2022

II. Cost Summary

Cost Summary	Previous Years	FY 2022/23	FY 2023/24	FY 2024/25	FY 2025/26	FY 2026/27	Future	Total
CONSTRUCTION	669,488	-	-	-	-	-	-	669,488
EQUIPMENT	90,570	-	-	-	-	-	-	90,570
FURNITURE, FIXTURES, EQUIPMENT	17,133	-	-	-	-	-	-	17,133
TRANSFER OUT	14,809	-	-	-	-	-	-	14,809
Total:	**792,000**	**-**	**-**	**-**	**-**	**-**	**-**	**792,000**

III. Fund Summary

Fund Summary	Previous Years	FY 2022/23	FY 2023/24	FY 2024/25	FY 2025/26	FY 2026/27	Future	Total
306 MB QUALITY OF LIFE RESO.TX 1%	792,000	-	-	-	-	-	-	792,000
Total:	**792,000**	**-**	**-**	**-**	**-**	**-**	**-**	**792,000**

MIAMIBEACH

CITY OF MIAMI BEACH
FY 2023 - 2027 Capital Budget and 5-Year Capital Improvement Plan

I. General

KAYAK LAUNCH DOCKS **PARKS**

Project Number:	26500
Department:	CAPITAL IMPROVEMENT PROGRAM
Location:	NORTH BEACH
Description:	The planning, supplying and installation of two (2) Kayak Launch Docks, and Crespi at 81 street and Crespi.
Projected date range:	10/01/2015 to 09/30/2023

II. Cost Summary

Cost Summary	Previous Years	FY 2022/23	FY 2023/24	FY 2024/25	FY 2025/26	FY 2026/27	Future	Total
CONSTRUCTION	416,425	-	-	-	-	-	-	416,425
CONSTRUCTION MANAGEMENT	38,391	-	-	-	-	-	-	38,391
DESIGN AND ENGINEERING	107,764	-	-	-	-	-	-	107,764
EQUIPMENT	80,000	-	-	-	-	-	-	80,000
PROFESSIONAL SERVICES	1,500	-	-	-	-	-	-	1,500
Total:	**644,080**	**-**	**-**	**-**	**-**	**-**	**-**	**644,080**

III. Fund Summary

Fund Summary	Previous Years	FY 2022/23	FY 2023/24	FY 2024/25	FY 2025/26	FY 2026/27	Future	Total
307 NB QUAL OF LIFE RESORT TAX 1%	644,080	-	-	-	-	-	-	644,080
Total:	**644,080**	**-**	**-**	**-**	**-**	**-**	**-**	**644,080**

MIAMIBEACH

CITY OF MIAMI BEACH
FY 2023 - 2027 Capital Budget and 5-Year Capital Improvement Plan

I. General

LIFEGUARD STAND REPLACEMENTS **PARKS**

Project Number:	28550
Department:	CAPITAL IMPROVEMENT PROGRAM
Location:	CITYWIDE
Description:	This project replaces the existing 29 lifeguard towers and builds 6 new lifeguard towers located citywide on the beachfront, from Government Cut to 87th Street.
Projected date range:	10/01/2015 to 12/31/2022

II. Cost Summary

Cost Summary	Previous Years	FY 2022/23	FY 2023/24	FY 2024/25	FY 2025/26	FY 2026/27	Future	Total
CONSTRUCTION	2,950,464	-	-	-	-	-	-	2,950,464
CONSTRUCTION MANAGEMENT	218,336	-	-	-	-	-	-	218,336
DESIGN AND ENGINEERING	10,000	-	-	-	-	-	-	10,000
OTHER CONTRACTUAL SERVICES	141,189	-	-	-	-	-	-	141,189
Total:	**3,319,989**	**-**	**-**	**-**	**-**	**-**	**-**	**3,319,989**

III. Fund Summary

Fund Summary	Previous Years	FY 2022/23	FY 2023/24	FY 2024/25	FY 2025/26	FY 2026/27	Future	Total
125 CAPITAL RENEWAL & REPLACEMENT	141,189	-	-	-	-	-	-	141,189
305 SB QUALITY OF LIFE REST.TAX 1%	1,798,800	-	-	-	-	-	-	1,798,800
306 MB QUALITY OF LIFE RESO.TX 1%	540,000	-	-	-	-	-	-	540,000
307 NB QUAL OF LIFE RESORT TAX 1%	540,000	-	-	-	-	-	-	540,000
389 SOUTH POINTE CAPITAL	300,000	-	-	-	-	-	-	300,000
Total:	**3,319,989**	**-**	**-**	**-**	**-**	**-**	**-**	**3,319,989**

MIAMIBEACH

CITY OF MIAMI BEACH
FY 2023 - 2027 Capital Budget and 5-Year Capital Improvement Plan

I. General

LUMMUS PARK PLAYGROUND REPLACEMENT **PARKS**

Project Number:	20223
Department:	CAPITAL IMPROVEMENT PROGRAM
Location:	SOUTH BEACH
Description:	Replacement of playground at Lummus Park
Projected date range:	10/01/2021 to 09/30/2026

II. Cost Summary

Cost Summary	Previous Years	FY 2022/23	FY 2023/24	FY 2024/25	FY 2025/26	FY 2026/27	Future	Total
CONTRACTED SERVICES REPAIR	-	-	-	-	750,000	-	-	750,000
Total:	**-**	**-**	**-**	**-**	**750,000**	**-**	**-**	**750,000**

III. Fund Summary

Fund Summary	Previous Years	FY 2022/23	FY 2023/24	FY 2024/25	FY 2025/26	FY 2026/27	Future	Total
305 SB QUALITY OF LIFE REST.TAX 1%	-	-	-	-	750,000	-	-	750,000
Total:	**-**	**-**	**-**	**-**	**750,000**	**-**	**-**	**750,000**

MIAMIBEACH

CITY OF MIAMI BEACH
FY 2023 - 2027 Capital Budget and 5-Year Capital Improvement Plan

I. General

MAURICE GIBB PARK REDESIGN **PARKS**

Project Number: 28850

Department: CAPITAL IMPROVEMENT PROGRAM

Location: MIDDLE BEACH

Description: The southern portion of Maurice Gibb Park was formerly a gas station. During the construction of the neighborhood improvements, including the stormwater upgrades, petroleum contamination was identified on the site. This project includes soil and groundwater assessment and remediation, as approved by Miami-Dade County, to achieve regulatory site closure. Upon the completion of the soil remediation, this project will redesign Maurice Gibb Park to include new plant material, regrade existing soil, address irrigation, and raising the seawall, trash receptacles and benches. The redesign will include a Master Plan that will identify new uses and include a new playground, an overlook, fishing pier, dog park, and shade structures. This project is also funded by GOB under project # 25919 and the seawall/living shorline scope is funded by GOB 21919 .

Projected date range: 10/01/2015 to 09/30/2024

II. Cost Summary

Cost Summary	Previous Years	FY 2022/23	FY 2023/24	FY 2024/25	FY 2025/26	FY 2026/27	Future	Total
ARCHITECT AND ENGINEERING	465,571	-	-	-	-	-	-	465,571
ART IN PUBLIC PLACES	42,642	-	-	-	-	-	-	42,642
CAPITAL MISCELLANEOUS	87,000	-	-	-	-	-	-	87,000
CONSTRUCTION	1,166,520	-	-	-	-	-	-	1,166,520
CONSTRUCTION MANAGEMENT	253,877	-	-	-	-	-	-	253,877
CONTINGENCY	259,072	-	-	-	-	-	-	259,072
DESIGN AND ENGINEERING	354,000	-	-	-	-	-	-	354,000
Total:	**2,628,682**	**-**	**-**	**-**	**-**	**-**	**-**	**2,628,682**

III. Fund Summary

Fund Summary	Previous Years	FY 2022/23	FY 2023/24	FY 2024/25	FY 2025/26	FY 2026/27	Future	Total
302 PAY-AS-YOU-GO	28,658	-	-	-	-	-	-	28,658
306 MB QUALITY OF LIFE RESO.TX 1%	1,973,482	-	-	-	-	-	-	1,973,482
366 PARKS AND REC. BEAUTIF. FUNDS	626,542	-	-	-	-	-	-	626,542
Total:	**2,628,682**	**-**	**-**	**-**	**-**	**-**	**-**	**2,628,682**

MIAMIBEACH

CITY OF MIAMI BEACH
FY 2023 - 2027 Capital Budget and 5-Year Capital Improvement Plan

I. General

MUSS PARK FACILITY **PARKS**

Project Number:	29600
Department:	CAPITAL IMPROVEMENT PROGRAM
Location:	MIDDLE BEACH
Description:	This project consists of the design and construction of a facility at Muss Park that would include indoor classroom areas for approximately 100 children, restrooms, kitchen and other areas to allow for recreational activities to be carried out.
Projected date range:	10/01/2015 to 12/31/2022

II. Cost Summary

Cost Summary	Previous Years	FY 2022/23	FY 2023/24	FY 2024/25	FY 2025/26	FY 2026/27	Future	Total
CONSTRUCTION	2,448,905	-	-	-	-	-	-	2,448,905
CONSTRUCTION MANAGEMENT	176,789	-	-	-	-	-	-	176,789
DESIGN AND ENGINEERING	30,946	-	-	-	-	-	-	30,946
EQUIPMENT	4,420	-	-	-	-	-	-	4,420
TRANSFER OUT	33,940	-	-	-	-	-	-	33,940
Total:	**2,695,000**	**-**	**-**	**-**	**-**	**-**	**-**	**2,695,000**

III. Fund Summary

Fund Summary	Previous Years	FY 2022/23	FY 2023/24	FY 2024/25	FY 2025/26	FY 2026/27	Future	Total
304 CAPITAL RESERVE	245,000	-	-	-	-	-	-	245,000
306 MB QUALITY OF LIFE RESO.TX 1%	2,450,000	-	-	-	-	-	-	2,450,000
Total:	**2,695,000**	**-**	**-**	**-**	**-**	**-**	**-**	**2,695,000**

MIAMIBEACH

CITY OF MIAMI BEACH
FY 2023 - 2027 Capital Budget and 5-Year Capital Improvement Plan

I. General

MUSS PARK PLAYGROUND REPLACEMENT **PARKS**

Project Number:	60126
Department:	PARKS AND RECREATION
Location:	MIDDLE BEACH
Description:	This project entails the complete replacement of the two playgrounds at Muss Park.
Projected date range:	10/01/2026 to 09/30/2028

II. Cost Summary

Cost Summary	Previous Years	FY 2022/23	FY 2023/24	FY 2024/25	FY 2025/26	FY 2026/27	Future	Total
FUTURE	-	-	-	-	-	-	638,000	638,000
Total:	**-**	**-**	**-**	**-**	**-**	**-**	**638,000**	**638,000**

III. Fund Summary

Fund Summary	Previous Years	FY 2022/23	FY 2023/24	FY 2024/25	FY 2025/26	FY 2026/27	Future	Total
FUTURE	-	-	-	-	-	-	638,000	638,000
Total:	**-**	**-**	**-**	**-**	**-**	**-**	**638,000**	**638,000**

MIAMIBEACH

CITY OF MIAMI BEACH
FY 2023 - 2027 Capital Budget and 5-Year Capital Improvement Plan

I. General

NON-MOTORIZED VESSEL KAYAK LAUNCH **PARKS**

Project Number:	66322
Department:	PARKS ADMINISTRATION
Location:	MIDDLE BEACH
Description:	This project entails the addition of a non-motorized vessel/kayak launch in mid-beach.
Projected date range:	10/01/2021 to 09/30/2025

II. Cost Summary

Cost Summary	Previous Years	FY 2022/23	FY 2023/24	FY 2024/25	FY 2025/26	FY 2026/27	Future	Total
CONSTRUCTION	70,000	-	-	400,000	-	-	-	470,000
Total:	**70,000**	**-**	**-**	**400,000**	**-**	**-**	**-**	**470,000**

III. Fund Summary

Fund Summary	Previous Years	FY 2022/23	FY 2023/24	FY 2024/25	FY 2025/26	FY 2026/27	Future	Total
306 MB QUALITY OF LIFE RESO.TX 1%	70,000	-	-	400,000	-	-	-	470,000
Total:	**70,000**	**-**	**-**	**400,000**	**-**	**-**	**-**	**470,000**

MIAMIBEACH

CITY OF MIAMI BEACH
FY 2023 - 2027 Capital Budget and 5-Year Capital Improvement Plan

I. General

NORMANDY ISLE PARK PLAYGROUND **PARKS**

Project Number:	20921
Department:	PARKS AND RECREATION
Location:	NORTH BEACH
Description:	This project will address the replacement of the Normandy Isle Park playground along with a new surfacing and shade system.
Projected date range:	10/01/2022 to 09/30/2024

II. Cost Summary

Cost Summary	Previous Years	FY 2022/23	FY 2023/24	FY 2024/25	FY 2025/26	FY 2026/27	Future	Total
FUTURE	-	-	-	-	-	-	489,000	489,000
Total:	**-**	**-**	**-**	**-**	**-**	**-**	**489,000**	**489,000**

III. Fund Summary

Fund Summary	Previous Years	FY 2022/23	FY 2023/24	FY 2024/25	FY 2025/26	FY 2026/27	Future	Total
FUTURE	-	-	-	-	-	-	489,000	489,000
Total:	**-**	**-**	**-**	**-**	**-**	**-**	**489,000**	**489,000**

MIAMIBEACH

CITY OF MIAMI BEACH
FY 2023 - 2027 Capital Budget and 5-Year Capital Improvement Plan

I. General

NORMANDY ISLE PARK TURF INSTALL **PARKS**

Project Number: 20300

Department: PARKS AND RECREATION

Location: NORTH BEACH

Description: The installation of quality, industry standard artificial turf playfield and concrete pads for existing bleachers. Additional scope includes chilled water fountain and the related electrical system, additional concrete pad and bleachers. These improvements are needed to increase customer satisfaction with programming and general use. The field is host to hundreds of users daily causing significant wear and tear. New artificial turf would allow for increased public use as well as program expansion. Previous project #67290

Projected date range: 10/01/2015 to 12/31/2024

II. Cost Summary

Cost Summary	Previous Years	FY 2022/23	FY 2023/24	FY 2024/25	FY 2025/26	FY 2026/27	Future	Total
ART IN PUBLIC PLACES	4,831	-	-	-	-	-	-	4,831
CONSTRUCTION	43,624	-	-	-	-	-	-	43,624
CONSTRUCTION MANAGEMENT	31,739	-	-	-	-	-	-	31,739
CONTINGENCY	34,133	-	-	-	-	-	-	34,133
DESIGN AND ENGINEERING	36,132	-	-	-	-	-	-	36,132
PROFESSIONAL SERVICES	61,000	-	-	-	-	-	-	61,000
RENOVATION	186,541	-	-	-	-	-	-	186,541
FUTURE	-	-	-	-	-	-	951,000	951,000
Total:	**398,000**	**-**	**-**	**-**	**-**	**-**	**951,000**	**1,349,000**

III. Fund Summary

Fund Summary	Previous Years	FY 2022/23	FY 2023/24	FY 2024/25	FY 2025/26	FY 2026/27	Future	Total
302 PAY-AS-YOU-GO	398,000	-	-	-	-	-	-	398,000
FUTURE	-	-	-	-	-	-	951,000	951,000
Total:	**398,000**	**-**	**-**	**-**	**-**	**-**	**951,000**	**1,349,000**

MIAMIBEACH

CITY OF MIAMI BEACH
FY 2023 - 2027 Capital Budget and 5-Year Capital Improvement Plan

I. General

NORTH BEACH OCEANSIDE PARK **PARKS**

Project Number: 27950

Department: CAPITAL IMPROVEMENT PROGRAM

Location: NORTH BEACH

Description: Redevelopment of North Beach Oceanside Park, formally known as North Shore Open Space Park (NSOSP). This is a 35 acre park which includes a dog park, playground, pavilions, open lawns, a vast amount of trees and a beachwalk. It is located with public access to the beach. A vision plan was created with the input of stakeholders and city staff to serve as the basis for the redevelopment of the park. The beachwalk is also funded by GOB under project # 26119.

This project also entails the renovation of the North Beach Oceanside Park restrooms and improvements to the shelters, pavilions and other surrounding areas. The current project budget lacks sufficient funding for completion of these aspects.

Projected date range: 10/01/2015 to 09/30/2024

II. Cost Summary

Cost Summary	Previous Years	FY 2022/23	FY 2023/24	FY 2024/25	FY 2025/26	FY 2026/27	Future	Total
ARCHITECT AND ENGINEERING	(253,718)	-	-	-	-	-	-	(253,718)
CONSTRUCTION	13,510,049	-	-	-	-	-	-	13,510,049
CONSTRUCTION MANAGEMENT	925,358	-	-	-	-	-	-	925,358
CONTRACTED SERVICES REPAIR	500,000	-	-	-	-	-	-	500,000
DESIGN AND ENGINEERING	1,100,465	-	-	-	-	-	-	1,100,465
INTERNAL CHARGEBACK	6,501	-	-	-	-	-	-	6,501
RENT OF EQUIPMENT	3,420	-	-	-	-	-	-	3,420
Total:	**15,792,075**	**-**	**-**	**-**	**-**	**-**	**-**	**15,792,075**

III. Fund Summary

Fund Summary	Previous Years	FY 2022/23	FY 2023/24	FY 2024/25	FY 2025/26	FY 2026/27	Future	Total
301 CAP. PROJ. NOT FINANCED BY BON	9,993,000	-	-	-	-	-	-	9,993,000
302 PAY-AS-YOU-GO	217,000	-	-	-	-	-	-	217,000
307 NB QUAL OF LIFE RESORT TAX 1%	3,675,000	-	-	-	-	-	-	3,675,000
388 MDC CDT INTERLOCAL-CDT/RTX	1,907,075	-	-	-	-	-	-	1,907,075
Total:	**15,792,075**	**-**	**-**	**-**	**-**	**-**	**-**	**15,792,075**

MIAMIBEACH

CITY OF MIAMI BEACH
FY 2023 - 2027 Capital Budget and 5-Year Capital Improvement Plan

I. General

NORTH SHORE PARK BASEBALL SCOREBD. **PARKS**

Project Number: 68327

Department: PARKS AND RECREATION

Location: NORTH BEACH

Description: This project is for the purchase and installation of scoreboards at the North Shore Park Baseball Fields. Currently, there are no scoreboards at the park. The department has been using a small temporary one, but it does not fulfill the needs of the programming.

Projected date range: 10/01/2027 to 09/30/2028

II. Cost Summary

Cost Summary	Previous Years	FY 2022/23	FY 2023/24	FY 2024/25	FY 2025/26	FY 2026/27	Future	Total
FUTURE	-	-	-	-	-	-	82,000	82,000
Total:	**-**	**-**	**-**	**-**	**-**	**-**	**82,000**	**82,000**

III. Fund Summary

Fund Summary	Previous Years	FY 2022/23	FY 2023/24	FY 2024/25	FY 2025/26	FY 2026/27	Future	Total
FUTURE	-	-	-	-	-	-	82,000	82,000
Total:	**-**	**-**	**-**	**-**	**-**	**-**	**82,000**	**82,000**

MIAMIBEACH

CITY OF MIAMI BEACH
FY 2023 - 2027 Capital Budget and 5-Year Capital Improvement Plan

I. General

NORTH SHORE PARK YOUTH CENTER GYM **PARKS**

Project Number:	68427
Department:	PARKS AND RECREATION
Location:	NOTH BEACH
Description:	This project is for the replacement of bleachers and padding at the North Shore Park Youth Center gym. Current bleachers are in disrepair and pose a safety hazard.
Projected date range:	10/01/2027 to 09/30/2028

II. Cost Summary

Cost Summary	Previous Years	FY 2022/23	FY 2023/24	FY 2024/25	FY 2025/26	FY 2026/27	Future	Total
FUTURE	-	-	-	-	-	-	60,000	60,000
Total:	**-**	**-**	**-**	**-**	**-**	**-**	**60,000**	**60,000**

III. Fund Summary

Fund Summary	Previous Years	FY 2022/23	FY 2023/24	FY 2024/25	FY 2025/26	FY 2026/27	Future	Total
FUTURE	-	-	-	-	-	-	60,000	60,000
Total:	**-**	**-**	**-**	**-**	**-**	**-**	**60,000**	**60,000**

MIAMIBEACH

CITY OF MIAMI BEACH
FY 2023 - 2027 Capital Budget and 5-Year Capital Improvement Plan

I. General

NSPYC KITCHEN & CABINETRY ADDITION **PARKS**

Project Number:	21021
Department:	PARKS AND RECREATION
Location:	NORTH BEACH
Description:	This project will address the necessary addition of a teaching kitchen at North Shore Park Youth Center. It will include construction and installation of new kitchen appliances and equipment as well as cabinets, counters, sinks, faucets, flooring, etc.
Projected date range:	10/01/2023 to 09/30/2025

II. Cost Summary

Cost Summary	Previous Years	FY 2022/23	FY 2023/24	FY 2024/25	FY 2025/26	FY 2026/27	Future	Total
FUTURE	-	-	-	-	-	-	344,000	344,000
Total:	**-**	**-**	**-**	**-**	**-**	**-**	**344,000**	**344,000**

III. Fund Summary

Fund Summary	Previous Years	FY 2022/23	FY 2023/24	FY 2024/25	FY 2025/26	FY 2026/27	Future	Total
FUTURE	-	-	-	-	-	-	344,000	344,000
Total:	**-**	**-**	**-**	**-**	**-**	**-**	**344,000**	**344,000**

MIAMIBEACH

CITY OF MIAMI BEACH
FY 2023 - 2027 Capital Budget and 5-Year Capital Improvement Plan

I. General

NSPYC LOBBY RECONFIGURATIOIN **PARKS**

Project Number:	60924
Department:	PARKS AND RECREATION
Location:	NORTH BEACH
Description:	This project entails the renovation of the North Shore Park Youth Center front desk area to improve safety and efficiency.
Projected date range:	10/01/2023 to 09/30/2025

II. Cost Summary

Cost Summary	Previous Years	FY 2022/23	FY 2023/24	FY 2024/25	FY 2025/26	FY 2026/27	Future	Total
FUTURE	-	-	-	-	-	-	372,000	372,000
Total:	**-**	**-**	**-**	**-**	**-**	**-**	**372,000**	**372,000**

III. Fund Summary

Fund Summary	Previous Years	FY 2022/23	FY 2023/24	FY 2024/25	FY 2025/26	FY 2026/27	Future	Total
FUTURE	-	-	-	-	-	-	372,000	372,000
Total:	**-**	**-**	**-**	**-**	**-**	**-**	**372,000**	**372,000**

MIAMIBEACH

CITY OF MIAMI BEACH
FY 2023 - 2027 Capital Budget and 5-Year Capital Improvement Plan

I. General

PARK VIEW ISLAND ANNEX - DOG PARK **PARKS**

Project Number:	63319
Department:	PARKS AND RECREATION
Location:	NORTH BEACH
Description:	This project will address improvements to the Park View Island Annex Park. The improvement includes providing a dog park for the park.
Projected date range:	10/01/2018 to 12/31/2022

II. Cost Summary

Cost Summary	Previous Years	FY 2022/23	FY 2023/24	FY 2024/25	FY 2025/26	FY 2026/27	Future	Total
CONTINGENCY	6,100	-	-	-	-	-	-	6,100
CONTRACTED SERVICES REPAIR	47,500	-	-	-	-	-	-	47,500
FURNITURE, FIXTURES, EQUIPMENT	9,900	-	-	-	-	-	-	9,900
OTHER COSTS	3,500	-	-	-	-	-	-	3,500
Total:	**67,000**	**-**	**-**	**-**	**-**	**-**	**-**	**67,000**

III. Fund Summary

Fund Summary	Previous Years	FY 2022/23	FY 2023/24	FY 2024/25	FY 2025/26	FY 2026/27	Future	Total
302 PAY-AS-YOU-GO	67,000	-	-	-	-	-	-	67,000
Total:	**67,000**	**-**	**-**	**-**	**-**	**-**	**-**	**67,000**

MIAMIBEACH

CITY OF MIAMI BEACH
FY 2023 - 2027 Capital Budget and 5-Year Capital Improvement Plan

I. General

PARK VIEW ISLAND PARK PLAYGRND REPL **PARKS**

Project Number:	60226
Department:	PARKS AND RECREATION
Location:	NORTH BEACH
Description:	This project entails the complete replacement of the playground at Parkview Island Park.
Projected date range:	10/01/2026 to 09/30/2028

II. Cost Summary

Cost Summary	Previous Years	FY 2022/23	FY 2023/24	FY 2024/25	FY 2025/26	FY 2026/27	Future	Total
FUTURE	-	-	-	-	-	-	497,000	497,000
Total:	**-**	**-**	**-**	**-**	**-**	**-**	**497,000**	**497,000**

III. Fund Summary

Fund Summary	Previous Years	FY 2022/23	FY 2023/24	FY 2024/25	FY 2025/26	FY 2026/27	Future	Total
FUTURE	-	-	-	-	-	-	497,000	497,000
Total:	**-**	**-**	**-**	**-**	**-**	**-**	**497,000**	**497,000**

MIAMIBEACH

CITY OF MIAMI BEACH
FY 2023 - 2027 Capital Budget and 5-Year Capital Improvement Plan

I. General

POLO PARK LIGHTING & SOCCER FIELD **PARKS**

Project Number:	22420
Department:	PARKS AND RECREATION
Location:	MIDDLE BEACH
Description:	Polo park sports lighting & multi-use soccer field
Projected date range:	10/01/2019 to 12/31/2022

II. Cost Summary

Cost Summary	Previous Years	FY 2022/23	FY 2023/24	FY 2024/25	FY 2025/26	FY 2026/27	Future	Total
CAPITAL MISCELLANEOUS	18,530	-	-	-	-	-	-	18,530
CONSTRUCTION	710,000	-	-	-	-	-	-	710,000
DESIGN AND ENGINEERING	71,000	-	-	-	-	-	-	71,000
EQUIPMENT	58,150	-	-	-	-	-	-	58,150
Total:	**857,680**	**-**	**-**	**-**	**-**	**-**	**-**	**857,680**

III. Fund Summary

Fund Summary	Previous Years	FY 2022/23	FY 2023/24	FY 2024/25	FY 2025/26	FY 2026/27	Future	Total
302 PAY-AS-YOU-GO	857,680	-	-	-	-	-	-	857,680
Total:	**857,680**	**-**	**-**	**-**	**-**	**-**	**-**	**857,680**

MIAMIBEACH

CITY OF MIAMI BEACH
FY 2023 - 2027 Capital Budget and 5-Year Capital Improvement Plan

I. General

POLO PARK PLAYGROUND REPLACEMENT **PARKS**

Project Number:	60223
Department:	PARKS AND RECREATION
Location:	MIDDLE BEACH
Description:	Replacement of playground equipment.
Projected date range:	10/01/2023 to 12/31/2024

II. Cost Summary

Cost Summary	Previous Years	FY 2022/23	FY 2023/24	FY 2024/25	FY 2025/26	FY 2026/27	Future	Total
FUTURE	-	-	-	-	-	-	476,000	476,000
Total:	**-**	**-**	**-**	**-**	**-**	**-**	**476,000**	**476,000**

III. Fund Summary

Fund Summary	Previous Years	FY 2022/23	FY 2023/24	FY 2024/25	FY 2025/26	FY 2026/27	Future	Total
FUTURE	-	-	-	-	-	-	476,000	476,000
Total:	**-**	**-**	**-**	**-**	**-**	**-**	**476,000**	**476,000**

MIAMIBEACH

CITY OF MIAMI BEACH
FY 2023 - 2027 Capital Budget and 5-Year Capital Improvement Plan

I. General

S. P. PARK-FISHING PIER RAILING REP **PARKS**

Project Number:	66920
Department:	PARKS AND RECREATION
Location:	SOUTH BEACH
Description:	Replacement of fishing pier railing at South Pointe Park
Projected date range:	10/01/2021 to 12/31/2022

II. Cost Summary

Cost Summary	Previous Years	FY 2022/23	FY 2023/24	FY 2024/25	FY 2025/26	FY 2026/27	Future	Total
CONTRACTED SERVICES REPAIR	198,000	-	-	-	-	-	-	198,000
Total:	**198,000**	**-**	**-**	**-**	**-**	**-**	**-**	**198,000**

III. Fund Summary

Fund Summary	Previous Years	FY 2022/23	FY 2023/24	FY 2024/25	FY 2025/26	FY 2026/27	Future	Total
305 SB QUALITY OF LIFE REST.TAX 1%	198,000	-	-	-	-	-	-	198,000
Total:	**198,000**	**-**	**-**	**-**	**-**	**-**	**-**	**198,000**

MIAMIBEACH

CITY OF MIAMI BEACH
FY 2023 - 2027 Capital Budget and 5-Year Capital Improvement Plan

I. General

SECURITY AUDIO SYSTEM FOR ALL POOLS **PARKS**

Project Number: 66518
Department: PARKS AND RECREATION
Location: CITYWIDE
Description: This project will provide a security audio system for all park pools. This system will serve as a PA system that will only be used to make emergency announcements for pool users.
Projected date range: 10/01/2022 to 09/30/2023

II. Cost Summary

Cost Summary	Previous Years	FY 2022/23	FY 2023/24	FY 2024/25	FY 2025/26	FY 2026/27	Future	Total
FUTURE	-	-	-	-	-	-	100,000	100,000
Total:	**-**	**-**	**-**	**-**	**-**	**-**	**100,000**	**100,000**

III. Fund Summary

Fund Summary	Previous Years	FY 2022/23	FY 2023/24	FY 2024/25	FY 2025/26	FY 2026/27	Future	Total
FUTURE	-	-	-	-	-	-	100,000	100,000
Total:	**-**	**-**	**-**	**-**	**-**	**-**	**100,000**	**100,000**

MIAMIBEACH

CITY OF MIAMI BEACH
FY 2023 - 2027 Capital Budget and 5-Year Capital Improvement Plan

I. General

SHARED PATH ON PARKVIEW ISLAND PARK **PARKS**

Project Number: 27930

Department: CAPITAL IMPROVEMENT PROGRAM

Location: NORTH BEACH

Description: The shared path in Parkview Island Park is an important part of the North Beach bicycle network. Together with the upgrading of the shared path adjacent to Biscayne Elementary, the path will provide a shaded, and off-road bicycle facility connecting neighborhoods in North Beach from 73rd Street to 77th Street. The path will be a half mile shared path, and run from the base of the 73rd Street bridge north up to 75th Street where it will turn west and connect with the existing path adjacent to the school and 77th Street. The project will entail a new shared path within Parkview Island Park (from 73rd Street up to 75th Street), including lighting, signage and pavement markings, and 8' Type S-1 asphalt path ,with repairs and improvements to the existing section of path adjacent to the school between 75th Street and 77th Street.

Projected date range: 10/01/2015 to 12/31/2023

II. Cost Summary

Cost Summary	Previous Years	FY 2022/23	FY 2023/24	FY 2024/25	FY 2025/26	FY 2026/27	Future	Total
CAPITAL MISCELLANEOUS	47,000	-	-	-	-	-	-	47,000
CONSTRUCTION	220,000	-	-	-	-	-	-	220,000
CONSTRUCTION MANAGEMENT	20,000	-	-	-	-	-	-	20,000
DESIGN AND ENGINEERING	33,000	-	-	-	-	-	-	33,000
Total:	**320,000**	**-**	**-**	**-**	**-**	**-**	**-**	**320,000**

III. Fund Summary

Fund Summary	Previous Years	FY 2022/23	FY 2023/24	FY 2024/25	FY 2025/26	FY 2026/27	Future	Total
187 HALF CENT TRANS. SURTAX COUNTY	320,000	-	-	-	-	-	-	320,000
Total:	**320,000**	**-**	**-**	**-**	**-**	**-**	**-**	**320,000**

MIAMIBEACH

CITY OF MIAMI BEACH
FY 2023 - 2027 Capital Budget and 5-Year Capital Improvement Plan

I. General

SOUNDSCAPE AUDIO IMPROVEMENTS **PARKS**

Project Number:	23318
Department:	TOURISM & CULTURAL DEPARTMENT
Location:	SOUTH BEACH
Description:	At the October 13, 2017 FCWPC meeting, City staff was directed to amend the scope of the Soundscape Park Concession and Restrooms project to exclude restrooms from the project and to transfer funding to a project which would expand the listening areas within Soundscape Park.
Projected date range:	01/17/2018 to 09/30/2024

II. Cost Summary

Cost Summary	Previous Years	FY 2022/23	FY 2023/24	FY 2024/25	FY 2025/26	FY 2026/27	Future	Total
EQUIPMENT	751,410	-	-	-	-	-	-	751,410
Total:	**751,410**	**-**	**-**	**-**	**-**	**-**	**-**	**751,410**

III. Fund Summary

Fund Summary	Previous Years	FY 2022/23	FY 2023/24	FY 2024/25	FY 2025/26	FY 2026/27	Future	Total
302 PAY-AS-YOU-GO	751,410	-	-	-	-	-	-	751,410
Total:	**751,410**	**-**	**-**	**-**	**-**	**-**	**-**	**751,410**

MIAMIBEACH

CITY OF MIAMI BEACH
FY 2023 - 2027 Capital Budget and 5-Year Capital Improvement Plan

I. General

SOUTH POINTE PARK LIGHTING **PARKS**

Project Number:	23018
Department:	PARKS AND RECREATION
Location:	SOUTH BEACH
Description:	Replacement of existing bollards lights with 81 LED dimmable light poles that are more weather and vandalism resistent.
Projected date range:	10/01/2017 to 09/30/2023

II. Cost Summary

Cost Summary	Previous Years	FY 2022/23	FY 2023/24	FY 2024/25	FY 2025/26	FY 2026/27	Future	Total
CAPITAL MISCELLANEOUS	9,000	-	-	-	-	-	-	9,000
CONSTRUCTION	280,194	-	-	-	-	-	-	280,194
DESIGN AND ENGINEERING	15,806	-	-	-	-	-	-	15,806
FURNITURE, FIXTURES, EQUIPMENT	280,000	-	-	-	-	-	-	280,000
Total:	**585,000**	**-**	**-**	**-**	**-**	**-**	**-**	**585,000**

III. Fund Summary

Fund Summary	Previous Years	FY 2022/23	FY 2023/24	FY 2024/25	FY 2025/26	FY 2026/27	Future	Total
379 SOUTH POINTE RDA	585,000	-	-	-	-	-	-	585,000
Total:	**585,000**	**-**	**-**	**-**	**-**	**-**	**-**	**585,000**

MIAMIBEACH

CITY OF MIAMI BEACH
FY 2023 - 2027 Capital Budget and 5-Year Capital Improvement Plan

I. General

STILLWATER PARK LIGHTING & SOCCER **PARKS**

Project Number:	20523
Department:	PARKS AND RECREATION
Location:	NORTH BEACH
Description:	Stillwater park sports lighting and micro soccer fields
Projected date range:	10/01/2024 to 09/30/2026

II. Cost Summary

Cost Summary	Previous Years	FY 2022/23	FY 2023/24	FY 2024/25	FY 2025/26	FY 2026/27	Future	Total
FUTURE	-	-	-	-	-	-	481,000	481,000
Total:	**-**	**-**	**-**	**-**	**-**	**-**	**481,000**	**481,000**

III. Fund Summary

Fund Summary	Previous Years	FY 2022/23	FY 2023/24	FY 2024/25	FY 2025/26	FY 2026/27	Future	Total
FUTURE	-	-	-	-	-	-	481,000	481,000
Total:	**-**	**-**	**-**	**-**	**-**	**-**	**481,000**	**481,000**

MIAMIBEACH

CITY OF MIAMI BEACH
FY 2023 - 2027 Capital Budget and 5-Year Capital Improvement Plan

I. General

STILLWATER PLAYGROUND REPLACEMENT **PARKS**

Project Number:	60323
Department:	PARKS AND RECREATION
Location:	NORTH BEACH
Description:	Replacement of playground equipment.
Projected date range:	10/01/2023 to 09/30/2024

II. Cost Summary

Cost Summary	Previous Years	FY 2022/23	FY 2023/24	FY 2024/25	FY 2025/26	FY 2026/27	Future	Total
FUTURE	-	-	-	-	-	-	570,000	570,000
Total:	**-**	**-**	**-**	**-**	**-**	**-**	**570,000**	**570,000**

III. Fund Summary

Fund Summary	Previous Years	FY 2022/23	FY 2023/24	FY 2024/25	FY 2025/26	FY 2026/27	Future	Total
FUTURE	-	-	-	-	-	-	570,000	570,000
Total:	**-**	**-**	**-**	**-**	**-**	**-**	**570,000**	**570,000**

MIAMIBEACH

CITY OF MIAMI BEACH
FY 2023 - 2027 Capital Budget and 5-Year Capital Improvement Plan

I. General

WEST LOTS 85-86 ST CONVERSION **PARKS**

Project Number:	21022
Department:	PARKS AND RECREATION
Location:	NORTH BEACH
Description:	West lots (85th & 86th Street) to multi-use 12U soccer field and micro soccer field
Projected date range:	10/01/2024 to 09/30/2025

II. Cost Summary

Cost Summary	Previous Years	FY 2022/23	FY 2023/24	FY 2024/25	FY 2025/26	FY 2026/27	Future	Total
FUTURE	-	-	-	-	-	-	2,436,100	2,436,100
Total:	**-**	**-**	**-**	**-**	**-**	**-**	**2,436,100**	**2,436,100**

III. Fund Summary

Fund Summary	Previous Years	FY 2022/23	FY 2023/24	FY 2024/25	FY 2025/26	FY 2026/27	Future	Total
FUTURE	-	-	-	-	-	-	2,436,100	2,436,100
Total:	**-**	**-**	**-**	**-**	**-**	**-**	**2,436,100**	**2,436,100**

MIAMIBEACH

CITY OF MIAMI BEACH
FY 2023 - 2027 Capital Budget and 5-Year Capital Improvement Plan

I. General

10TH ST AUDITORIUM HEAT PUMP RENEWL **RENEWAL & REPLACEMENT**

Project Number:	64521
Department:	PROPERTY MANAGEMENT
Location:	SOUTH BEACH
Description:	This project is to replace the existing heat pumps and ancillary HVAC/electrical components at the 10 Street Auditorium.
Projected date range:	10/01/2020 to 12/31/2022

II. Cost Summary

Cost Summary	Previous Years	FY 2022/23	FY 2023/24	FY 2024/25	FY 2025/26	FY 2026/27	Future	Total
CONTRACTED SERVICES REPAIR	191,900	-	-	-	-	-	-	191,900
Total:	**191,900**	**-**	**-**	**-**	**-**	**-**	**-**	**191,900**

III. Fund Summary

Fund Summary	Previous Years	FY 2022/23	FY 2023/24	FY 2024/25	FY 2025/26	FY 2026/27	Future	Total
305 SB QUALITY OF LIFE REST.TAX 1%	191,900	-	-	-	-	-	-	191,900
Total:	**191,900**	**-**	**-**	**-**	**-**	**-**	**-**	**191,900**

MIAMIBEACH

CITY OF MIAMI BEACH
FY 2023 - 2027 Capital Budget and 5-Year Capital Improvement Plan

I. General

10TH ST AUDITORIUM LED UPGRADE **RENEWAL & REPLACEMENT**

Project Number:	63122
Department:	PROPERTY MANAGEMENT
Location:	SOUTH BEACH
Description:	Upgrade to LED lighting the Art Deco Center 1st and 2nd Floors
Projected date range:	10/01/2021 to 09/30/2024

II. Cost Summary

Cost Summary	Previous Years	FY 2022/23	FY 2023/24	FY 2024/25	FY 2025/26	FY 2026/27	Future	Total
CONTRACTED SERVICES REPAIR	-	-	104,000	-	-	-	-	104,000
Total:	**-**	**-**	**104,000**	**-**	**-**	**-**	**-**	**104,000**

III. Fund Summary

Fund Summary	Previous Years	FY 2022/23	FY 2023/24	FY 2024/25	FY 2025/26	FY 2026/27	Future	Total
305 SB QUALITY OF LIFE REST.TAX 1%	-	-	104,000	-	-	-	-	104,000
Total:	**-**	**-**	**104,000**	**-**	**-**	**-**	**-**	**104,000**

MIAMIBEACH

CITY OF MIAMI BEACH
FY 2023 - 2027 Capital Budget and 5-Year Capital Improvement Plan

I. General

10TH ST AUDITORIUM-LOUVERS **RENEWAL & REPLACEMENT**

Project Number:	63720
Department:	PROPERTY MANAGEMENT
Location:	SOUTH BEACH
Description:	Replace louvers with new for beautification and safety issues due to rust.
Projected date range:	10/01/2021 to 12/31/2022

II. Cost Summary

Cost Summary	Previous Years	FY 2022/23	FY 2023/24	FY 2024/25	FY 2025/26	FY 2026/27	Future	Total
CONTRACTED SERVICES REPAIR	52,000	-	-	-	-	-	-	52,000
Total:	**52,000**	**-**	**-**	**-**	**-**	**-**	**-**	**52,000**

III. Fund Summary

Fund Summary	Previous Years	FY 2022/23	FY 2023/24	FY 2024/25	FY 2025/26	FY 2026/27	Future	Total
305 SB QUALITY OF LIFE REST.TAX 1%	52,000	-	-	-	-	-	-	52,000
Total:	**52,000**	**-**	**-**	**-**	**-**	**-**	**-**	**52,000**

MIAMIBEACH

CITY OF MIAMI BEACH
FY 2023 - 2027 Capital Budget and 5-Year Capital Improvement Plan

I. General

10TH ST. AUDIT. ENTRANCE DRAINAGE **RENEWAL & REPLACEMENT**

Project Number:	61921
Department:	PROPERTY MANAGEMENT
Location:	SOUTH BEACH
Description:	10th Street Auditorium entrance drainage installation
Projected date range:	10/01/2021 to 12/31/2023

II. Cost Summary

Cost Summary	Previous Years	FY 2022/23	FY 2023/24	FY 2024/25	FY 2025/26	FY 2026/27	Future	Total
RENOVATION	-	-	250,000	-	-	-	-	250,000
Total:	**-**	**-**	**250,000**	**-**	**-**	**-**	**-**	**250,000**

III. Fund Summary

Fund Summary	Previous Years	FY 2022/23	FY 2023/24	FY 2024/25	FY 2025/26	FY 2026/27	Future	Total
305 SB QUALITY OF LIFE REST.TAX 1%	-	-	250,000	-	-	-	-	250,000
Total:	**-**	**-**	**250,000**	**-**	**-**	**-**	**-**	**250,000**

MIAMIBEACH

CITY OF MIAMI BEACH
FY 2023 - 2027 Capital Budget and 5-Year Capital Improvement Plan

I. General

10TH STREET AUDITORIUM SECURITY ENH **RENEWAL & REPLACEMENT**

Project Number:	64723
Department:	PROPERTY MANAGEMENT
Location:	SOUTH BEACH
Description:	This Project will consist of additional security enhancements Art Deco Welcome Center building such as card access, and cameras.
Projected date range:	10/01/2022 to 09/30/2024

II. Cost Summary

Cost Summary	Previous Years	FY 2022/23	FY 2023/24	FY 2024/25	FY 2025/26	FY 2026/27	Future	Total
CONTRACTED SERVICES REPAIR	-	-	34,000	-	-	-	-	34,000
Total:	**-**	**-**	**34,000**	**-**	**-**	**-**	**-**	**34,000**

III. Fund Summary

Fund Summary	Previous Years	FY 2022/23	FY 2023/24	FY 2024/25	FY 2025/26	FY 2026/27	Future	Total
305 SB QUALITY OF LIFE REST.TAX 1%	-	-	34,000	-	-	-	-	34,000
Total:	**-**	**-**	**34,000**	**-**	**-**	**-**	**-**	**34,000**

MIAMIBEACH

CITY OF MIAMI BEACH
FY 2023 - 2027 Capital Budget and 5-Year Capital Improvement Plan

I. General

12TH STREET PARKING LIGHTING (LED) **RENEWAL & REPLACEMENT**

Project Number: 62118
Department: PROPERTY MANAGEMENT
Location: SOUTH BEACH
Description: Replacement of inefficient lighting system with a high efficiency LED system that will provide a safer well lit interior environment in the garage.
Projected date range: 10/01/2017 to 12/31/2022

II. Cost Summary

Cost Summary	Previous Years	FY 2022/23	FY 2023/24	FY 2024/25	FY 2025/26	FY 2026/27	Future	Total
OTHER CONTRACTUAL SERVICES	64,000	-	-	-	-	-	-	64,000
Total:	**64,000**	**-**	**-**	**-**	**-**	**-**	**-**	**64,000**

III. Fund Summary

Fund Summary	Previous Years	FY 2022/23	FY 2023/24	FY 2024/25	FY 2025/26	FY 2026/27	Future	Total
490 PARKING CAPITAL NOT BONDS	64,000	-	-	-	-	-	-	64,000
Total:	**64,000**	**-**	**-**	**-**	**-**	**-**	**-**	**64,000**

MIAMIBEACH

CITY OF MIAMI BEACH
FY 2023 - 2027 Capital Budget and 5-Year Capital Improvement Plan

I. General

1701 MERIDIAN AVE 50 YEAR RECERT. **RENEWAL & REPLACEMENT**

Project Number: 63921

Department: PROPERTY MANAGEMENT

Location: SOUTH BEACH

Description: 1701 Meridian Ave (777 Building) is overdue for its 50-year recertification. Structural and electrical inspections completed by engineering firms determined that some repairs need to be completed before this building could be re-certified The scope of this project includes the correction of several structural and electrical deficiencies outlined by the assessments and specifications report presented by BCC Engineering and TLC Engineering.

Projected date range: 10/01/2020 to 12/31/2022

II. Cost Summary

Cost Summary	Previous Years	FY 2022/23	FY 2023/24	FY 2024/25	FY 2025/26	FY 2026/27	Future	Total
CONTRACTED SERVICES REPAIR	50,500	-	-	-	-	-	-	50,500
Total:	**50,500**	**-**	**-**	**-**	**-**	**-**	**-**	**50,500**

III. Fund Summary

Fund Summary	Previous Years	FY 2022/23	FY 2023/24	FY 2024/25	FY 2025/26	FY 2026/27	Future	Total
125 CAPITAL RENEWAL & REPLACEMENT	50,500	-	-	-	-	-	-	50,500
Total:	**50,500**	**-**	**-**	**-**	**-**	**-**	**-**	**50,500**

MIAMIBEACH

CITY OF MIAMI BEACH
FY 2023 - 2027 Capital Budget and 5-Year Capital Improvement Plan

I. General

1701 MERIDIAN AVE LED LIGHTING RETR **RENEWAL & REPLACEMENT**

Project Number:	61027
Department:	PROPERTY MANAGEMENT
Location:	SOUTH BEACH
Description:	Interior lighting upgrades to LED fixtures at 1701 (or "777") Building
Projected date range:	10/01/2027 to 09/30/2028

II. Cost Summary

Cost Summary	Previous Years	FY 2022/23	FY 2023/24	FY 2024/25	FY 2025/26	FY 2026/27	Future	Total
FUTURE	-	-	-	-	-	-	55,000	55,000
Total:	**-**	**-**	**-**	**-**	**-**	**-**	**55,000**	**55,000**

III. Fund Summary

Fund Summary	Previous Years	FY 2022/23	FY 2023/24	FY 2024/25	FY 2025/26	FY 2026/27	Future	Total
FUTURE	-	-	-	-	-	-	55,000	55,000
Total:	**-**	**-**	**-**	**-**	**-**	**-**	**55,000**	**55,000**

MIAMIBEACH

CITY OF MIAMI BEACH
FY 2023 - 2027 Capital Budget and 5-Year Capital Improvement Plan

I. General

1701 MERIDIAN EXTERIOR PAINTING **RENEWAL & REPLACEMENT**

Project Number:	61127
Department:	PROPERTY MANAGEMENT
Location:	SOUTH BEACH
Description:	Interior renovations for Miami Beach Botanical Garden (paint, LVT, movable partitions)
Projected date range:	10/01/2027 to 09/30/2028

II. Cost Summary

Cost Summary	Previous Years	FY 2022/23	FY 2023/24	FY 2024/25	FY 2025/26	FY 2026/27	Future	Total
FUTURE	-	-	-	-	-	-	233,000	233,000
Total:	**-**	**-**	**-**	**-**	**-**	**-**	**233,000**	**233,000**

III. Fund Summary

Fund Summary	Previous Years	FY 2022/23	FY 2023/24	FY 2024/25	FY 2025/26	FY 2026/27	Future	Total
FUTURE	-	-	-	-	-	-	233,000	233,000
Total:	**-**	**-**	**-**	**-**	**-**	**-**	**233,000**	**233,000**

MIAMIBEACH

CITY OF MIAMI BEACH
FY 2023 - 2027 Capital Budget and 5-Year Capital Improvement Plan

I. General

1755 BUILDING CARD ACCESS SYSTEM **RENEWAL & REPLACEMENT**

Project Number:	63527
Department:	PROPERTY MANAGEMENT
Location:	SOUTH BEACH
Description:	Card access control renewal at 1755 Building
Projected date range:	10/01/2027 to 09/30/2028

II. Cost Summary

Cost Summary	Previous Years	FY 2022/23	FY 2023/24	FY 2024/25	FY 2025/26	FY 2026/27	Future	Total
FUTURE	-	-	-	-	-	-	257,776	257,776
Total:	**-**	**-**	**-**	**-**	**-**	**-**	**257,776**	**257,776**

III. Fund Summary

Fund Summary	Previous Years	FY 2022/23	FY 2023/24	FY 2024/25	FY 2025/26	FY 2026/27	Future	Total
FUTURE	-	-	-	-	-	-	257,776	257,776
Total:	**-**	**-**	**-**	**-**	**-**	**-**	**257,776**	**257,776**

MIAMIBEACH

CITY OF MIAMI BEACH
FY 2023 - 2027 Capital Budget and 5-Year Capital Improvement Plan

I. General

1755 BUILDING DOMESTIC WATER PUMP **RENEWAL & REPLACEMENT**

Project Number:	63627
Department:	PROPERTY MANAGEMENT
Location:	SOUTH BEACH
Description:	Domestic Water Pump Renewal at 1755 Building
Projected date range:	10/01/2027 to 09/30/2028

II. Cost Summary

Cost Summary	Previous Years	FY 2022/23	FY 2023/24	FY 2024/25	FY 2025/26	FY 2026/27	Future	Total
FUTURE	-	-	-	-	-	-	128,038	128,038
Total:	**-**	**-**	**-**	**-**	**-**	**-**	**128,038**	**128,038**

III. Fund Summary

Fund Summary	Previous Years	FY 2022/23	FY 2023/24	FY 2024/25	FY 2025/26	FY 2026/27	Future	Total
FUTURE	-	-	-	-	-	-	128,038	128,038
Total:	**-**	**-**	**-**	**-**	**-**	**-**	**128,038**	**128,038**

MIAMIBEACH

CITY OF MIAMI BEACH
FY 2023 - 2027 Capital Budget and 5-Year Capital Improvement Plan

I. General

1755 BUILDING EMERGENCY LIGHTING **RENEWAL & REPLACEMENT**

Project Number:	63727
Department:	PROPERTY MANAGEMENT
Location:	SOUTH BEACH
Description:	Emergency Lighting renewal at 1755 Building
Projected date range:	10/01/2027 to 09/30/2028

II. Cost Summary

Cost Summary	Previous Years	FY 2022/23	FY 2023/24	FY 2024/25	FY 2025/26	FY 2026/27	Future	Total
FUTURE	-	-	-	-	-	-	100,847	100,847
Total:	**-**	**-**	**-**	**-**	**-**	**-**	**100,847**	**100,847**

III. Fund Summary

Fund Summary	Previous Years	FY 2022/23	FY 2023/24	FY 2024/25	FY 2025/26	FY 2026/27	Future	Total
FUTURE	-	-	-	-	-	-	100,847	100,847
Total:	**-**	**-**	**-**	**-**	**-**	**-**	**100,847**	**100,847**

MIAMIBEACH

CITY OF MIAMI BEACH
FY 2023 - 2027 Capital Budget and 5-Year Capital Improvement Plan

I. General

1755 BUILDING FIRE ALARM REPL. **RENEWAL & REPLACEMENT**

Project Number: 63827
Department: PROPERTY MANAGEMENT
Location: SOUTH BEACH
Description: Replace fire alarm system at 1755 Building

Projected date range: 10/01/2027 to 09/30/2028

II. Cost Summary

Cost Summary	Previous Years	FY 2022/23	FY 2023/24	FY 2024/25	FY 2025/26	FY 2026/27	Future	Total
FUTURE	-	-	-	-	-	-	533,374	533,374
Total:	**-**	**-**	**-**	**-**	**-**	**-**	**533,374**	**533,374**

III. Fund Summary

Fund Summary	Previous Years	FY 2022/23	FY 2023/24	FY 2024/25	FY 2025/26	FY 2026/27	Future	Total
FUTURE	-	-	-	-	-	-	533,374	533,374
Total:	**-**	**-**	**-**	**-**	**-**	**-**	**533,374**	**533,374**

MIAMIBEACH

CITY OF MIAMI BEACH
FY 2023 - 2027 Capital Budget and 5-Year Capital Improvement Plan

I. General

1755 BUILDING INTERIOR LIGHT RENO. **RENEWAL & REPLACEMENT**

Project Number:	63927
Department:	PROPERTY MANAGEMENT
Location:	SOUTH BEACH
Description:	Interior Lighting Renewal for 1755 Building (selected Floors)
Projected date range:	10/01/2027 to 09/30/2028

II. Cost Summary

Cost Summary	Previous Years	FY 2022/23	FY 2023/24	FY 2024/25	FY 2025/26	FY 2026/27	Future	Total
FUTURE	-	-	-	-	-	-	336,000	336,000
Total:	**-**	**-**	**-**	**-**	**-**	**-**	**336,000**	**336,000**

III. Fund Summary

Fund Summary	Previous Years	FY 2022/23	FY 2023/24	FY 2024/25	FY 2025/26	FY 2026/27	Future	Total
FUTURE	-	-	-	-	-	-	336,000	336,000
Total:	**-**	**-**	**-**	**-**	**-**	**-**	**336,000**	**336,000**

MIAMIBEACH

CITY OF MIAMI BEACH
FY 2023 - 2027 Capital Budget and 5-Year Capital Improvement Plan

I. General

1755 BUILDING VFD RENEWAL **RENEWAL & REPLACEMENT**

Project Number:	64027
Department:	PROPERTY MANAGEMENT
Location:	SOUTH BEACH
Description:	Renewal of Variable Frequency Drives (VFDs) at 1755 Building
Projected date range:	10/01/2027 to 09/30/2028

II. Cost Summary

Cost Summary	Previous Years	FY 2022/23	FY 2023/24	FY 2024/25	FY 2025/26	FY 2026/27	Future	Total
FUTURE	-	-	-	-	-	-	67,100	67,100
Total:	**-**	**-**	**-**	**-**	**-**	**-**	**67,100**	**67,100**

III. Fund Summary

Fund Summary	Previous Years	FY 2022/23	FY 2023/24	FY 2024/25	FY 2025/26	FY 2026/27	Future	Total
FUTURE	-	-	-	-	-	-	67,100	67,100
Total:	**-**	**-**	**-**	**-**	**-**	**-**	**67,100**	**67,100**

MIAMIBEACH

CITY OF MIAMI BEACH
FY 2023 - 2027 Capital Budget and 5-Year Capital Improvement Plan

I. General

1755 MERIDIAN AVE OFFICE SECURITY **RENEWAL & REPLACEMENT**

Project Number:	67518
Department:	PROPERTY MANAGEMENT
Location:	SOUTH BEACH
Description:	1755 Meridian Ave-2nd floor parking office security enclosure.
Projected date range:	10/01/2019 to 12/31/2022

II. Cost Summary

Cost Summary	Previous Years	FY 2022/23	FY 2023/24	FY 2024/25	FY 2025/26	FY 2026/27	Future	Total
CONTRACTED SERVICES REPAIR	35,000	-	-	-	-	-	-	35,000
Total:	**35,000**	**-**	**-**	**-**	**-**	**-**	**-**	**35,000**

III. Fund Summary

Fund Summary	Previous Years	FY 2022/23	FY 2023/24	FY 2024/25	FY 2025/26	FY 2026/27	Future	Total
490 PARKING CAPITAL NOT BONDS	35,000	-	-	-	-	-	-	35,000
Total:	**35,000**	**-**	**-**	**-**	**-**	**-**	**-**	**35,000**

MIAMIBEACH

CITY OF MIAMI BEACH
FY 2023 - 2027 Capital Budget and 5-Year Capital Improvement Plan

I. General

1755 MERIDIAN FRESH AIR INTAKES **RENEWAL & REPLACEMENT**

Project Number:	64222
Department:	PROPERTY MANAGEMENT
Location:	SOUTH BEACH
Description:	To replace 2 fresh air intakes for the hvac units.
Projected date range:	10/01/2021 to 12/31/2022

II. Cost Summary

Cost Summary	Previous Years	FY 2022/23	FY 2023/24	FY 2024/25	FY 2025/26	FY 2026/27	Future	Total
CAPITAL MISCELLANEOUS	(1,000)	-	-	-	-	-	-	(1,000)
CONSTRUCTION	53,277	-	-	-	-	-	-	53,277
PERMITTING FEES	1,000	-	-	-	-	-	-	1,000
Total:	**53,277**	**-**	**-**	**-**	**-**	**-**	**-**	**53,277**

III. Fund Summary

Fund Summary	Previous Years	FY 2022/23	FY 2023/24	FY 2024/25	FY 2025/26	FY 2026/27	Future	Total
125 CAPITAL RENEWAL & REPLACEMENT	53,277	-	-	-	-	-	-	53,277
Total:	**53,277**	**-**	**-**	**-**	**-**	**-**	**-**	**53,277**

MIAMIBEACH

CITY OF MIAMI BEACH
FY 2023 - 2027 Capital Budget and 5-Year Capital Improvement Plan

I. General

1755 MERIDIAN ROOF REPLACEMENT **RENEWAL & REPLACEMENT**

Project Number:	64322
Department:	PROPERTY MANAGEMENT
Location:	SOUTH BEACH
Description:	Replace roof at Elevator Room and Elevator Shaft
Projected date range:	10/01/2021 to 12/31/2022

II. Cost Summary

Cost Summary	Previous Years	FY 2022/23	FY 2023/24	FY 2024/25	FY 2025/26	FY 2026/27	Future	Total
CONSTRUCTION	80,000	-	-	-	-	-	-	80,000
PERMITTING FEES	2,000	-	-	-	-	-	-	2,000
Total:	**82,000**	**-**	**-**	**-**	**-**	**-**	**-**	**82,000**

III. Fund Summary

Fund Summary	Previous Years	FY 2022/23	FY 2023/24	FY 2024/25	FY 2025/26	FY 2026/27	Future	Total
125 CAPITAL RENEWAL & REPLACEMENT	82,000	-	-	-	-	-	-	82,000
Total:	**82,000**	**-**	**-**	**-**	**-**	**-**	**-**	**82,000**

MIAMIBEACH

CITY OF MIAMI BEACH
FY 2023 - 2027 Capital Budget and 5-Year Capital Improvement Plan

I. General

1755 ROOF REPLACEMENT **RENEWAL & REPLACEMENT**

Project Number:	63822
Department:	PROPERTY MANAGEMENT
Location:	SOUTH BEACH
Description:	To renew the 1755 Meridian Roof that is aging and failing in certain sections.
Projected date range:	10/01/2021 to 12/31/2022

II. Cost Summary

Cost Summary	Previous Years	FY 2022/23	FY 2023/24	FY 2024/25	FY 2025/26	FY 2026/27	Future	Total
CONSTRUCTION	20,000	-	-	-	-	-	-	20,000
CONTRACTED SERVICES REPAIR	204,360	-	-	-	-	-	-	204,360
DESIGN AND ENGINEERING	100,000	-	-	-	-	-	-	100,000
OTHER OPERATING	640	-	-	-	-	-	-	640
PROFESSIONAL SERVICES	18,000	-	-	-	-	-	-	18,000
Total:	**343,000**	**-**	**-**	**-**	**-**	**-**	**-**	**343,000**

III. Fund Summary

Fund Summary	Previous Years	FY 2022/23	FY 2023/24	FY 2024/25	FY 2025/26	FY 2026/27	Future	Total
302 PAY-AS-YOU-GO	223,000	-	-	-	-	-	-	223,000
304 CAPITAL RESERVE	120,000	-	-	-	-	-	-	120,000
Total:	**343,000**	**-**	**-**	**-**	**-**	**-**	**-**	**343,000**

MIAMIBEACH

CITY OF MIAMI BEACH
FY 2023 - 2027 Capital Budget and 5-Year Capital Improvement Plan

I. General

1755 BUILDING WATER COOLER RENEWAL **RENEWAL & REPLACEMENT**

Project Number:	64127
Department:	PROPERTY MANAGEMENT
Location:	SOUTH BEACH
Description:	Renewal of dual height water coolers at 1755 Building
Projected date range:	10/01/2027 to 09/30/2028

II. Cost Summary

Cost Summary	Previous Years	FY 2022/23	FY 2023/24	FY 2024/25	FY 2025/26	FY 2026/27	Future	Total
FUTURE	-	-	-	-	-	-	69,344	69,344
Total:	**-**	**-**	**-**	**-**	**-**	**-**	**69,344**	**69,344**

III. Fund Summary

Fund Summary	Previous Years	FY 2022/23	FY 2023/24	FY 2024/25	FY 2025/26	FY 2026/27	Future	Total
FUTURE	-	-	-	-	-	-	69,344	69,344
Total:	**-**	**-**	**-**	**-**	**-**	**-**	**69,344**	**69,344**

MIAMIBEACH

CITY OF MIAMI BEACH
FY 2023 - 2027 Capital Budget and 5-Year Capital Improvement Plan

I. General

17TH STREET GARAGE EXPANSION & UPGRADE **RENEWAL & REPLACEMENT**

Project Number:	66323
Department:	PROPERTY MANAGEMENT
Location:	SOUTH BEACH
Description:	The current restrooms are inadequate for the heavy use that they receive.
Projected date range:	10/01/2022 to 09/30/2023

II. Cost Summary

Cost Summary	Previous Years	FY 2022/23	FY 2023/24	FY 2024/25	FY 2025/26	FY 2026/27	Future	Total
RENOVATION	-	536,000	-	-	-	-	-	536,000
Total:	**-**	**536,000**	**-**	**-**	**-**	**-**	**-**	**536,000**

III. Fund Summary

Fund Summary	Previous Years	FY 2022/23	FY 2023/24	FY 2024/25	FY 2025/26	FY 2026/27	Future	Total
435 SANITATION ENTERPRISE FUND	-	536,000	-	-	-	-	-	536,000
Total:	**-**	**536,000**	**-**	**-**	**-**	**-**	**-**	**536,000**

MIAMIBEACH

CITY OF MIAMI BEACH
FY 2023 - 2027 Capital Budget and 5-Year Capital Improvement Plan

I. General

21ST STREET RESTROOM RENOVATION **RENEWAL & REPLACEMENT**

Project Number: 64227
Department: PROPERTY MANAGEMENT
Location: MIDDLE BEACH
Description: Full renovation of 21st Street Restroom (including fixtures, finishes and door assemblies)

Projected date range: 10/01/2027 to 09/30/2028

II. Cost Summary

Cost Summary	Previous Years	FY 2022/23	FY 2023/24	FY 2024/25	FY 2025/26	FY 2026/27	Future	Total
FUTURE	-	-	-	-	-	-	93,000	93,000
Total:	**-**	**-**	**-**	**-**	**-**	**-**	**93,000**	**93,000**

III. Fund Summary

Fund Summary	Previous Years	FY 2022/23	FY 2023/24	FY 2024/25	FY 2025/26	FY 2026/27	Future	Total
FUTURE	-	-	-	-	-	-	93,000	93,000
Total:	**-**	**-**	**-**	**-**	**-**	**-**	**93,000**	**93,000**

MIAMIBEACH

CITY OF MIAMI BEACH
FY 2023 - 2027 Capital Budget and 5-Year Capital Improvement Plan

I. General

28TH STREET OBELISK STABILIZATION **RENEWAL & REPLACEMENT**

Project Number: 20110

Department: PROPERTY MANAGEMENT

Location: MIDDLE BEACH

Description: The project includes the structural repairs and necessary reinforcements of the structural components of the monument (beams, columns and perimeter walls). The structural supporting concrete beams of the obelisk are located in the former pump room, these beams in the pump room are delaminating due to the severe spalling. Underneath the pump room, there's another room which is currently buried, this lower room's beams, columns and perimeter walls, are part of the monument's structure and their condition will be evaluated for possible damages. Attached to the west side of the original building there is a small structure that was added later, it will be demolish in order to observe & repair the west facade of the original building. Location: 300 W. 28th Street.

Projected date range: 10/01/2015 to 12/31/2022

II. Cost Summary

Cost Summary	Previous Years	FY 2022/23	FY 2023/24	FY 2024/25	FY 2025/26	FY 2026/27	Future	Total
CAPITAL MISCELLANEOUS	27,800	-	-	-	-	-	-	27,800
CONSTRUCTION	275,153	-	-	-	-	-	-	275,153
CONSTRUCTION MANAGEMENT	17,280	-	-	-	-	-	-	17,280
DESIGN AND ENGINEERING	282,497	-	-	-	-	-	-	282,497
TRANSFER OUT	4,500	-	-	-	-	-	-	4,500
Total:	**607,230**	**-**	**-**	**-**	**-**	**-**	**-**	**607,230**

III. Fund Summary

Fund Summary	Previous Years	FY 2022/23	FY 2023/24	FY 2024/25	FY 2025/26	FY 2026/27	Future	Total
301 CAP. PROJ. NOT FINANCED BY BON	357,230	-	-	-	-	-	-	357,230
306 MB QUALITY OF LIFE RESO.TX 1%	250,000	-	-	-	-	-	-	250,000
Total:	**607,230**	**-**	**-**	**-**	**-**	**-**	**-**	**607,230**

MIAMIBEACH

CITY OF MIAMI BEACH
FY 2023 - 2027 Capital Budget and 5-Year Capital Improvement Plan

I. General

41ST STREET FOUNTAIN RESTORATION **RENEWAL & REPLACEMENT**

Project Number:	61919
Department:	PROPERTY MANAGEMENT
Location:	MIDDLE BEACH
Description:	This project entails the complete restoration of the 41st Street Fountain.
Projected date range:	10/01/2018 to 12/31/2022

II. Cost Summary

Cost Summary	Previous Years	FY 2022/23	FY 2023/24	FY 2024/25	FY 2025/26	FY 2026/27	Future	Total
CONTRACTED SERVICES REPAIR	40,000	-	-	-	-	-	-	40,000
GRANT MATCH	80,400	-	-	-	-	-	-	80,400
PROFESSIONAL SERVICES	1,600	-	-	-	-	-	-	1,600
Total:	**122,000**	**-**	**-**	**-**	**-**	**-**	**-**	**122,000**

III. Fund Summary

Fund Summary	Previous Years	FY 2022/23	FY 2023/24	FY 2024/25	FY 2025/26	FY 2026/27	Future	Total
306 MB QUALITY OF LIFE RESO.TX 1%	122,000	-	-	-	-	-	-	122,000
Total:	**122,000**	**-**	**-**	**-**	**-**	**-**	**-**	**122,000**

MIAMIBEACH

CITY OF MIAMI BEACH
FY 2023 - 2027 Capital Budget and 5-Year Capital Improvement Plan

I. General

71ST STREET WELCOME SIGN RENOVATION **RENEWAL & REPLACEMENT**

Project Number:	61321
Department:	PROPERTY MANAGEMENT
Location:	NORTH BEACH
Description:	Renovation to the 71st street welcome sign
Projected date range:	10/01/2021 to 12/31/2023

II. Cost Summary

Cost Summary	Previous Years	FY 2022/23	FY 2023/24	FY 2024/25	FY 2025/26	FY 2026/27	Future	Total
CONTRACTED SERVICES REPAIR	-	-	40,000	-	-	-	-	40,000
Total:	**-**	**-**	**40,000**	**-**	**-**	**-**	**-**	**40,000**

III. Fund Summary

Fund Summary	Previous Years	FY 2022/23	FY 2023/24	FY 2024/25	FY 2025/26	FY 2026/27	Future	Total
125 CAPITAL RENEWAL & REPLACEMENT	-	-	40,000	-	-	-	-	40,000
Total:	**-**	**-**	**40,000**	**-**	**-**	**-**	**-**	**40,000**

MIAMIBEACH

CITY OF MIAMI BEACH
FY 2023 - 2027 Capital Budget and 5-Year Capital Improvement Plan

I. General

777 BUILDING HVAC 4TH FLOOR **RENEWAL & REPLACEMENT**

Project Number:	67240
Department:	PROPERTY MANAGEMENT
Location:	SOUTH BEACH
Description:	Provide and install Variable Air Volume Dampers throughout floor. Once completed, this will provide Property Management with the ability to manage the air flow throughout the floor.
Projected date range:	10/01/2015 to 12/31/2022

II. Cost Summary

Cost Summary	Previous Years	FY 2022/23	FY 2023/24	FY 2024/25	FY 2025/26	FY 2026/27	Future	Total
CONTRACTED SERVICES REPAIR	162,121	-	-	-	-	-	-	162,121
Total:	**162,121**	**-**	**-**	**-**	**-**	**-**	**-**	**162,121**

III. Fund Summary

Fund Summary	Previous Years	FY 2022/23	FY 2023/24	FY 2024/25	FY 2025/26	FY 2026/27	Future	Total
125 CAPITAL RENEWAL & REPLACEMENT	162,121	-	-	-	-	-	-	162,121
Total:	**162,121**	**-**	**-**	**-**	**-**	**-**	**-**	**162,121**

MIAMIBEACH

CITY OF MIAMI BEACH
FY 2023 - 2027 Capital Budget and 5-Year Capital Improvement Plan

I. General

777 FOUNTAIN/ COURTYARD RENOVATIONS **RENEWAL & REPLACEMENT**

Project Number:	64022
Department:	PROPERTY MANAGEMENT
Location:	SOUTH BEACH
Description:	Complete renovation of the 777 building's fountain and landscape improvement plan to create a pedestrian "park" area.
Projected date range:	10/01/2021 to 12/31/2023

II. Cost Summary

Cost Summary	Previous Years	FY 2022/23	FY 2023/24	FY 2024/25	FY 2025/26	FY 2026/27	Future	Total
CONTRACTED SERVICES REPAIR	-	-	131,000	-	-	-	-	131,000
Total:	**-**	**-**	**131,000**	**-**	**-**	**-**	**-**	**131,000**

III. Fund Summary

Fund Summary	Previous Years	FY 2022/23	FY 2023/24	FY 2024/25	FY 2025/26	FY 2026/27	Future	Total
302 PAY-AS-YOU-GO	-	-	131,000	-	-	-	-	131,000
Total:	**-**	**-**	**131,000**	**-**	**-**	**-**	**-**	**131,000**

MIAMIBEACH

CITY OF MIAMI BEACH
FY 2023 - 2027 Capital Budget and 5-Year Capital Improvement Plan

I. General

ADA POOL LIFTS CITYWIDE **RENEWAL & REPLACEMENT**

Project Number:	66223
Department:	PARKS AND RECREATION
Location:	CITYWIDE
Description:	The current ADA pool lifts at each of the City pools are in need of replacement.
Projected date range:	10/01/2022 to 09/30/2023

II. Cost Summary

Cost Summary	Previous Years	FY 2022/23	FY 2023/24	FY 2024/25	FY 2025/26	FY 2026/27	Future	Total
CONSTRUCTION	-	30,000	-	-	-	-	-	30,000
Total:	**-**	**30,000**	**-**	**-**	**-**	**-**	**-**	**30,000**

III. Fund Summary

Fund Summary	Previous Years	FY 2022/23	FY 2023/24	FY 2024/25	FY 2025/26	FY 2026/27	Future	Total
302 PAY-AS-YOU-GO	-	30,000	-	-	-	-	-	30,000
Total:	**-**	**30,000**	**-**	**-**	**-**	**-**	**-**	**30,000**

MIAMIBEACH

CITY OF MIAMI BEACH
FY 2023 - 2027 Capital Budget and 5-Year Capital Improvement Plan

I. General

ADDITIONAL ELECTRICAL 100AMP OUTLET **RENEWAL & REPLACEMENT**

Project Number:	64024
Department:	TOURISM & CULTURAL DEPARTMENT
Location:	SOUTH BEACH
Description:	Add additional electrical 100amp outlets in identified areas that would give more flexibility for concessions and show producers. Add additional electrical 100amp outlets in identified areas that would give more flexibility for concessions and show producers.
Projected date range:	10/01/2023 to 09/30/2024

II. Cost Summary

Cost Summary	Previous Years	FY 2022/23	FY 2023/24	FY 2024/25	FY 2025/26	FY 2026/27	Future	Total
RENOVATION	-	-	600,000	-	-	-	-	600,000
Total:	**-**	**-**	**600,000**	**-**	**-**	**-**	**-**	**600,000**

III. Fund Summary

Fund Summary	Previous Years	FY 2022/23	FY 2023/24	FY 2024/25	FY 2025/26	FY 2026/27	Future	Total
443 CONV CTR RENEWAL AND REPLACE	-	-	600,000	-	-	-	-	600,000
Total:	**-**	**-**	**600,000**	**-**	**-**	**-**	**-**	**600,000**

MIAMIBEACH

CITY OF MIAMI BEACH
FY 2023 - 2027 Capital Budget and 5-Year Capital Improvement Plan

I. General

ADDITIONAL FIRE PUMP INSTALLATION **RENEWAL & REPLACEMENT**

Project Number: 68123

Department: TOURISM & CULTURAL DEPARTMENT

Location: SOUTH BEACH

Description: MBCC Install and additional fire pumpLife safety and redundancy purposes. MBCC has only one fire pump for the entire venue. This back up will give MBCC the ability to perform very important maintenance while also trouble shooting a failure and or replacement without having MBFD equipment/ vehicles hooked up to the MBCC 24/7. Life Safety issue. CMBFD is in agreement

Projected date range: 10/01/2022 to 09/30/2023

II. Cost Summary

Cost Summary	Previous Years	FY 2022/23	FY 2023/24	FY 2024/25	FY 2025/26	FY 2026/27	Future	Total
RENOVATION	-	250,000	-	-	-	-	-	250,000
Total:	**-**	**250,000**	**-**	**-**	**-**	**-**	**-**	**250,000**

III. Fund Summary

Fund Summary	Previous Years	FY 2022/23	FY 2023/24	FY 2024/25	FY 2025/26	FY 2026/27	Future	Total
443 CONV CTR RENEWAL AND REPLACE	-	250,000	-	-	-	-	-	250,000
Total:	**-**	**250,000**	**-**	**-**	**-**	**-**	**-**	**250,000**

MIAMIBEACH

CITY OF MIAMI BEACH
FY 2023 - 2027 Capital Budget and 5-Year Capital Improvement Plan

I. General

ADDITIONAL SURGE PROTECTION AND PHA **RENEWAL & REPLACEMENT**

Project Number:	63424
Department:	TOURISM & CULTURAL DEPARTMENT
Location:	SOUTH BEACH
Description:	Install additional surge protection and phase monitors for the chillers, pumps and cooling towers. MBCC had this additional protection for the chiller plant pre renovation. MBCC feels due to the fact FPL has spikes, a phase drop out and other electrical irregularities this will provide additional protection for the chiller plant equipment.
Projected date range:	10/01/2023 to 09/30/2024

II. Cost Summary

Cost Summary	Previous Years	FY 2022/23	FY 2023/24	FY 2024/25	FY 2025/26	FY 2026/27	Future	Total
RENOVATION	-	-	300,000	-	-	-	-	300,000
Total:	**-**	**-**	**300,000**	**-**	**-**	**-**	**-**	**300,000**

III. Fund Summary

Fund Summary	Previous Years	FY 2022/23	FY 2023/24	FY 2024/25	FY 2025/26	FY 2026/27	Future	Total
443 CONV CTR RENEWAL AND REPLACE	-	-	300,000	-	-	-	-	300,000
Total:	**-**	**-**	**300,000**	**-**	**-**	**-**	**-**	**300,000**

MIAMIBEACH

CITY OF MIAMI BEACH
FY 2023 - 2027 Capital Budget and 5-Year Capital Improvement Plan

I. General

ANCHOR GAR.-FIRE ALARM REPLACEMENT **RENEWAL & REPLACEMENT**

Project Number: 66918
Department: PROPERTY MANAGEMENT
Location: SOUTH BEACH
Description: This projects consists of the replacement of the fire alarm system at Anchor Garage. Due to Florida Building Code and National Fire Protection code changes the scope of the project has increased to additional devices and communication services.
Projected date range: 10/01/2019 to 12/31/2022

II. Cost Summary

Cost Summary	Previous Years	FY 2022/23	FY 2023/24	FY 2024/25	FY 2025/26	FY 2026/27	Future	Total
CONTRACTED SERVICES REPAIR	217,565	-	-	-	-	-	-	217,565
DESIGN AND ENGINEERING	3,435	-	-	-	-	-	-	3,435
Total:	**221,000**	**-**	**-**	**-**	**-**	**-**	**-**	**221,000**

III. Fund Summary

Fund Summary	Previous Years	FY 2022/23	FY 2023/24	FY 2024/25	FY 2025/26	FY 2026/27	Future	Total
463 RDA- GARAGE FUND	221,000	-	-	-	-	-	-	221,000
Total:	**221,000**	**-**	**-**	**-**	**-**	**-**	**-**	**221,000**

MIAMIBEACH

CITY OF MIAMI BEACH
FY 2023 - 2027 Capital Budget and 5-Year Capital Improvement Plan

I. General

ANCHOR GARAGE-STAIRWELL DOORS **RENEWAL & REPLACEMENT**

Project Number:	67018
Department:	PROPERTY MANAGEMENT
Location:	SOUTH BEACH
Description:	Anchor garage-replacement of stairwell doors
Projected date range:	10/01/2019 to 12/31/2022

II. Cost Summary

Cost Summary	Previous Years	FY 2022/23	FY 2023/24	FY 2024/25	FY 2025/26	FY 2026/27	Future	Total
CONTRACTED SERVICES REPAIR	27,000	-	-	-	-	-	-	27,000
Total:	**27,000**	**-**	**-**	**-**	**-**	**-**	**-**	**27,000**

III. Fund Summary

Fund Summary	Previous Years	FY 2022/23	FY 2023/24	FY 2024/25	FY 2025/26	FY 2026/27	Future	Total
463 RDA- GARAGE FUND	27,000	-	-	-	-	-	-	27,000
Total:	**27,000**	**-**	**-**	**-**	**-**	**-**	**-**	**27,000**

MIAMIBEACH

CITY OF MIAMI BEACH
FY 2023 - 2027 Capital Budget and 5-Year Capital Improvement Plan

I. General

ARTISTIC BOLLARDS

RENEWAL & REPLACEMENT

Project Number:	62523
Department:	PROPERTY MANAGEMENT
Location:	CITYWIDE
Description:	Artistic Bollards Citywide
Projected date range:	10/01/2022 to 09/30/2024

II. Cost Summary

Cost Summary	Previous Years	FY 2022/23	FY 2023/24	FY 2024/25	FY 2025/26	FY 2026/27	Future	Total
CONSTRUCTION	-	-	750,000	-	-	-	-	750,000
Total:	**-**	**-**	**750,000**	**-**	**-**	**-**	**-**	**750,000**

III. Fund Summary

Fund Summary	Previous Years	FY 2022/23	FY 2023/24	FY 2024/25	FY 2025/26	FY 2026/27	Future	Total
305 SB QUALITY OF LIFE REST.TAX 1%	-	-	250,000	-	-	-	-	250,000
306 MB QUALITY OF LIFE RESO.TX 1%	-	-	250,000	-	-	-	-	250,000
307 NB QUAL OF LIFE RESORT TAX 1%	-	-	250,000	-	-	-	-	250,000
Total:	**-**	**-**	**750,000**	**-**	**-**	**-**	**-**	**750,000**

MIAMIBEACH

CITY OF MIAMI BEACH
FY 2023 - 2027 Capital Budget and 5-Year Capital Improvement Plan

I. General

AV SYSTEM AMPLIFIER POWER REWIRING **RENEWAL & REPLACEMENT**

Project Number:	63024
Department:	TOURISM & CULTURAL DEPARTMENT
Location:	SOUTH BEACH
Description:	AV System amplifier power rewiringThe original AV system installers incorrectly spaced out power requirements for the amplifiers. The installer placed too many amps onto one circuit in every telecom room that has two or more amplifiers when multiple areas of the building are being used there is possibility of power spikes and amplifiers tripping the circuit breakers and/or causing damage to the amps, which are very expensive and hard to replace.
Projected date range:	10/01/2023 to 09/30/2024

II. Cost Summary

Cost Summary	Previous Years	FY 2022/23	FY 2023/24	FY 2024/25	FY 2025/26	FY 2026/27	Future	Total
RENOVATION	-	-	27,000	-	-	-	-	27,000
Total:	**-**	**-**	**27,000**	**-**	**-**	**-**	**-**	**27,000**

III. Fund Summary

Fund Summary	Previous Years	FY 2022/23	FY 2023/24	FY 2024/25	FY 2025/26	FY 2026/27	Future	Total
443 CONV CTR RENEWAL AND REPLACE	-	-	27,000	-	-	-	-	27,000
Total:	**-**	**-**	**27,000**	**-**	**-**	**-**	**-**	**27,000**

MIAMIBEACH

CITY OF MIAMI BEACH
FY 2023 - 2027 Capital Budget and 5-Year Capital Improvement Plan

I. General

AV SYSTEM NETWORK WIRING REDUNDANCY **RENEWAL & REPLACEMENT**

Project Number:	62824
Department:	TOURISM & CULTURAL DEPARTMENT
Location:	SOUTH BEACH
Description:	AV system network wiring redundancyThe AV system was originally designed to have a redundant network path with the main core switch to every edge switch. This was never implemented by the installers, and is needed to certify cable runs to every telecom room, pull new cable if needed, and provision network to act redundantly with two core switches instead of the one currently. If it fails the enter system will go down for an extended period of time.
Projected date range:	10/01/2023 to 09/30/2024

II. Cost Summary

Cost Summary	Previous Years	FY 2022/23	FY 2023/24	FY 2024/25	FY 2025/26	FY 2026/27	Future	Total
RENOVATION	-	-	40,000	-	-	-	-	40,000
Total:	**-**	**-**	**40,000**	**-**	**-**	**-**	**-**	**40,000**

III. Fund Summary

Fund Summary	Previous Years	FY 2022/23	FY 2023/24	FY 2024/25	FY 2025/26	FY 2026/27	Future	Total
443 CONV CTR RENEWAL AND REPLACE	-	-	40,000	-	-	-	-	40,000
Total:	**-**	**-**	**40,000**	**-**	**-**	**-**	**-**	**40,000**

MIAMIBEACH

CITY OF MIAMI BEACH
FY 2023 - 2027 Capital Budget and 5-Year Capital Improvement Plan

I. General

AV SYSTEM REDUNDANT HARDWARE **RENEWAL & REPLACEMENT**

Project Number:	62924
Department:	TOURISM & CULTURAL DEPARTMENT
Location:	SOUTH BEACH
Description:	AV System Redundant Hardware Currently there are no spare network switches or parts available for the AV system, if one fails, that entire section of the venue and/or the entire building would not be functional. Having 3 onsite spares will greatly decrease the time to get the system back online, especially during a show when it is most crucial.
Projected date range:	10/01/2023 to 09/30/2024

II. Cost Summary

Cost Summary	Previous Years	FY 2022/23	FY 2023/24	FY 2024/25	FY 2025/26	FY 2026/27	Future	Total
RENOVATION	-	-	30,000	-	-	-	-	30,000
Total:	**-**	**-**	**30,000**	**-**	**-**	**-**	**-**	**30,000**

III. Fund Summary

Fund Summary	Previous Years	FY 2022/23	FY 2023/24	FY 2024/25	FY 2025/26	FY 2026/27	Future	Total
443 CONV CTR RENEWAL AND REPLACE	-	-	30,000	-	-	-	-	30,000
Total:	**-**	**-**	**30,000**	**-**	**-**	**-**	**-**	**30,000**

MIAMIBEACH

CITY OF MIAMI BEACH
FY 2023 - 2027 Capital Budget and 5-Year Capital Improvement Plan

I. General

BACK OF HOUSE AREAS PROTECTION **RENEWAL & REPLACEMENT**

Project Number:	64928
Department:	TOURISM & CULTURAL DEPARTMENT
Location:	SOUTH BEACH
Description:	Install more protection for all back of house areas. To increase the protection of the facility walls, columns and infrastructure, Also to reduce damage and maintenance.
Projected date range:	10/01/2026 to 09/30/2027

II. Cost Summary

Cost Summary	Previous Years	FY 2022/23	FY 2023/24	FY 2024/25	FY 2025/26	FY 2026/27	Future	Total
RENOVATION	-	-	-	-	-	200,000	-	200,000
Total:	**-**	**-**	**-**	**-**	**-**	**200,000**	**-**	**200,000**

III. Fund Summary

Fund Summary	Previous Years	FY 2022/23	FY 2023/24	FY 2024/25	FY 2025/26	FY 2026/27	Future	Total
443 CONV CTR RENEWAL AND REPLACE	-	-	-	-	-	200,000	-	200,000
Total:	**-**	**-**	**-**	**-**	**-**	**200,000**	**-**	**200,000**

MIAMIBEACH

CITY OF MIAMI BEACH
FY 2023 - 2027 Capital Budget and 5-Year Capital Improvement Plan

I. General

BACK OF HOUSE PLATFORM INSTALLATION **RENEWAL & REPLACEMENT**

Project Number: 62225

Department: TOURISM & CULTURAL DEPARTMENT

Location: SOUTH BEACH

Description: Need to install platforms back of house to access air handlers, starting with the north one in the China room. This is needed to perform preventative maintenance and repair the air conditioning units hanging from the celling. The areas in question will have items stored under these areas an will prevent MBCC staff from using lifts.

Projected date range: 10/01/2024 to 09/30/2025

II. Cost Summary

Cost Summary	Previous Years	FY 2022/23	FY 2023/24	FY 2024/25	FY 2025/26	FY 2026/27	Future	Total
RENOVATION	-	-	-	250,000	-	-	-	250,000
Total:	**-**	**-**	**-**	**250,000**	**-**	**-**	**-**	**250,000**

III. Fund Summary

Fund Summary	Previous Years	FY 2022/23	FY 2023/24	FY 2024/25	FY 2025/26	FY 2026/27	Future	Total
443 CONV CTR RENEWAL AND REPLACE	-	-	-	250,000	-	-	-	250,000
Total:	**-**	**-**	**-**	**250,000**	**-**	**-**	**-**	**250,000**

MIAMIBEACH

CITY OF MIAMI BEACH
FY 2023 - 2027 Capital Budget and 5-Year Capital Improvement Plan

I. General

BALLROOM BEAM DETECTORS REPLACEMENT **RENEWAL & REPLACEMENT**

Project Number: 63324

Department: TOURISM & CULTURAL DEPARTMENT

Location: SOUTH BEACH

Description: Replace the beam detectors in all four ballrooms with smoke detectors. This is a huge issue when rigging in these ballrooms that sets off the fire alarm currently for our events. Disabling these beam detectors is not a safe practice and fire does not like doing this also we need a fire watch when disabling any fire devices. This will cost our clients additional expense and time and could prevent large conventions from coming to MBCC

Projected date range: 10/01/2023 to 09/30/2024

II. Cost Summary

Cost Summary	Previous Years	FY 2022/23	FY 2023/24	FY 2024/25	FY 2025/26	FY 2026/27	Future	Total
RENOVATION	-	-	1,000,000	-	-	-	-	1,000,000
Total:	**-**	**-**	**1,000,000**	**-**	**-**	**-**	**-**	**1,000,000**

III. Fund Summary

Fund Summary	Previous Years	FY 2022/23	FY 2023/24	FY 2024/25	FY 2025/26	FY 2026/27	Future	Total
443 CONV CTR RENEWAL AND REPLACE	-	-	1,000,000	-	-	-	-	1,000,000
Total:	**-**	**-**	**1,000,000**	**-**	**-**	**-**	**-**	**1,000,000**

MIAMIBEACH

CITY OF MIAMI BEACH
FY 2023 - 2027 Capital Budget and 5-Year Capital Improvement Plan

I. General

BASS MUSEUM - ROOF REPLACEMENT **RENEWAL & REPLACEMENT**

Project Number:	62119
Department:	PROPERTY MANAGEMENT
Location:	MIDDLE BEACH
Description:	Complete re-roof of facility.
Projected date range:	10/01/2018 to 12/31/2022

II. Cost Summary

Cost Summary	Previous Years	FY 2022/23	FY 2023/24	FY 2024/25	FY 2025/26	FY 2026/27	Future	Total
CONTRACTED SERVICES REPAIR	392,464	-	-	-	-	-	-	392,464
Total:	**392,464**	**-**	**-**	**-**	**-**	**-**	**-**	**392,464**

III. Fund Summary

Fund Summary	Previous Years	FY 2022/23	FY 2023/24	FY 2024/25	FY 2025/26	FY 2026/27	Future	Total
305 SB QUALITY OF LIFE REST.TAX 1%	392,464	-	-	-	-	-	-	392,464
Total:	**392,464**	**-**	**-**	**-**	**-**	**-**	**-**	**392,464**

MIAMIBEACH

CITY OF MIAMI BEACH
FY 2023 - 2027 Capital Budget and 5-Year Capital Improvement Plan

I. General

BASS MUSEUM 40 YEAR RECERTIFICATION **RENEWAL & REPLACEMENT**

Project Number: 65522

Department: PROPERTY MANAGEMENT

Location: SOUTH BEACH

Description: This project consists of performing the necessary electrical, structural and mechanical work needed to meet the FBC standards of 40 year inspections. The scope of this project includes the correction of several structural and electrical deficiencies outlined by the assessments and specifications.

Projected date range: 10/01/2021 to 12/31/2022

II. Cost Summary

Cost Summary	Previous Years	FY 2022/23	FY 2023/24	FY 2024/25	FY 2025/26	FY 2026/27	Future	Total
CONSTRUCTION	100,000	-	-	-	-	-	-	100,000
Total:	**100,000**	**-**	**-**	**-**	**-**	**-**	**-**	**100,000**

III. Fund Summary

Fund Summary	Previous Years	FY 2022/23	FY 2023/24	FY 2024/25	FY 2025/26	FY 2026/27	Future	Total
305 SB QUALITY OF LIFE REST.TAX 1%	100,000	-	-	-	-	-	-	100,000
Total:	**100,000**	**-**	**-**	**-**	**-**	**-**	**-**	**100,000**

MIAMIBEACH

CITY OF MIAMI BEACH
FY 2023 - 2027 Capital Budget and 5-Year Capital Improvement Plan

I. General

BASS MUSEUM CLEAN STEAM HUMIDIFIER **RENEWAL & REPLACEMENT**

Project Number:	61526
Department:	PROPERTY MANAGEMENT
Location:	MIDDLE BEACH
Description:	Emergency Lighting Replacement
Projected date range:	10/01/2025 to 09/30/2026

II. Cost Summary

Cost Summary	Previous Years	FY 2022/23	FY 2023/24	FY 2024/25	FY 2025/26	FY 2026/27	Future	Total
FUTURE	-	-	-	-	-	-	124,620	124,620
Total:	**-**	**-**	**-**	**-**	**-**	**-**	**124,620**	**124,620**

III. Fund Summary

Fund Summary	Previous Years	FY 2022/23	FY 2023/24	FY 2024/25	FY 2025/26	FY 2026/27	Future	Total
FUTURE	-	-	-	-	-	-	124,620	124,620
Total:	**-**	**-**	**-**	**-**	**-**	**-**	**124,620**	**124,620**

MIAMIBEACH

CITY OF MIAMI BEACH
FY 2023 - 2027 Capital Budget and 5-Year Capital Improvement Plan

I. General

BASS MUSEUM CONDENSER WATER PUMPS **RENEWAL & REPLACEMENT**

Project Number:	64321
Department:	PROPERTY MANAGEMENT
Location:	MIDDLE BEACH
Description:	The project will consist of replacing the primary and secondary condensing water pumps inside the cooling tower. Both pumps are 15hp and due to configuration, the optimal way of removing may require using a crane to remove the old pumps and crane in the new ones.
Projected date range:	10/01/2020 to 12/31/2022

II. Cost Summary

Cost Summary	Previous Years	FY 2022/23	FY 2023/24	FY 2024/25	FY 2025/26	FY 2026/27	Future	Total
CONTRACTED SERVICES REPAIR	45,450	-	-	-	-	-	-	45,450
Total:	**45,450**	**-**	**-**	**-**	**-**	**-**	**-**	**45,450**

III. Fund Summary

Fund Summary	Previous Years	FY 2022/23	FY 2023/24	FY 2024/25	FY 2025/26	FY 2026/27	Future	Total
305 SB QUALITY OF LIFE REST.TAX 1%	45,450	-	-	-	-	-	-	45,450
Total:	**45,450**	**-**	**-**	**-**	**-**	**-**	**-**	**45,450**

MIAMIBEACH

CITY OF MIAMI BEACH
FY 2023 - 2027 Capital Budget and 5-Year Capital Improvement Plan

I. General

BASS MUSEUM EMERGENCY LIGHTING REPL **RENEWAL & REPLACEMENT**

Project Number:	61626
Department:	PROPERTY MANAGEMENT
Location:	MIDDLE BEACH
Description:	Dry Wall Repairs and Paint at Studios 1-5,7,8 and Common Areas
Projected date range:	10/01/2025 to 09/30/2026

II. Cost Summary

Cost Summary	Previous Years	FY 2022/23	FY 2023/24	FY 2024/25	FY 2025/26	FY 2026/27	Future	Total
FUTURE	-	-	-	-	-	-	62,980	62,980
Total:	**-**	**-**	**-**	**-**	**-**	**-**	**62,980**	**62,980**

III. Fund Summary

Fund Summary	Previous Years	FY 2022/23	FY 2023/24	FY 2024/25	FY 2025/26	FY 2026/27	Future	Total
FUTURE	-	-	-	-	-	-	62,980	62,980
Total:	**-**	**-**	**-**	**-**	**-**	**-**	**62,980**	**62,980**

MIAMIBEACH

CITY OF MIAMI BEACH
FY 2023 - 2027 Capital Budget and 5-Year Capital Improvement Plan

I. General

BASS MUSEUM EXTERIOR LIGHTING RENEW **RENEWAL & REPLACEMENT**

Project Number:	61524
Department:	PROPERTY MANAGEMENT
Location:	MIDDLE BEACH
Description:	Exterior lighting enhancement for Museum facade and Museum Courtyard
Projected date range:	10/01/2023 to 09/30/2026

II. Cost Summary

Cost Summary	Previous Years	FY 2022/23	FY 2023/24	FY 2024/25	FY 2025/26	FY 2026/27	Future	Total
RENOVATION	-	-	-	-	86,000	-	-	86,000
Total:	**-**	**-**	**-**	**-**	**86,000**	**-**	**-**	**86,000**

III. Fund Summary

Fund Summary	Previous Years	FY 2022/23	FY 2023/24	FY 2024/25	FY 2025/26	FY 2026/27	Future	Total
305 SB QUALITY OF LIFE REST.TAX 1%	-	-	-	-	86,000	-	-	86,000
Total:	**-**	**-**	**-**	**-**	**86,000**	**-**	**-**	**86,000**

MIAMIBEACH

CITY OF MIAMI BEACH
FY 2023 - 2027 Capital Budget and 5-Year Capital Improvement Plan

I. General

BASS MUSEUM EXTERIOR WALL REPAIRS **RENEWAL & REPLACEMENT**

Project Number:	62922
Department:	PROPERTY MANAGEMENT
Location:	MIDDLE BEACH
Description:	The project will consist of repairing the walls along Park Ave. and replacing the cracked decorative coquina tiles along the base.
Projected date range:	10/01/2021 to 12/31/2023

II. Cost Summary

Cost Summary	Previous Years	FY 2022/23	FY 2023/24	FY 2024/25	FY 2025/26	FY 2026/27	Future	Total
RENOVATION	-	-	39,000	-	-	-	-	39,000
Total:	**-**	**-**	**39,000**	**-**	**-**	**-**	**-**	**39,000**

III. Fund Summary

Fund Summary	Previous Years	FY 2022/23	FY 2023/24	FY 2024/25	FY 2025/26	FY 2026/27	Future	Total
305 SB QUALITY OF LIFE REST.TAX 1%	-	-	39,000	-	-	-	-	39,000
Total:	**-**	**-**	**39,000**	**-**	**-**	**-**	**-**	**39,000**

MIAMIBEACH

CITY OF MIAMI BEACH
FY 2023 - 2027 Capital Budget and 5-Year Capital Improvement Plan

I. General

BASS MUSEUM FIRE ALARM REPLACEMENT **RENEWAL & REPLACEMENT**

Project Number:	65923
Department:	PROPERTY MANAGEMENT
Location:	MIDDLE BEACH
Description:	Fire Alarm System Replacement at Bass Museum
Projected date range:	10/01/2022 to 09/30/2023

II. Cost Summary

Cost Summary	Previous Years	FY 2022/23	FY 2023/24	FY 2024/25	FY 2025/26	FY 2026/27	Future	Total
RENOVATION	-	276,000	-	-	-	-	-	276,000
Total:	**-**	**276,000**	**-**	**-**	**-**	**-**	**-**	**276,000**

III. Fund Summary

Fund Summary	Previous Years	FY 2022/23	FY 2023/24	FY 2024/25	FY 2025/26	FY 2026/27	Future	Total
305 SB QUALITY OF LIFE REST.TAX 1%	-	276,000	-	-	-	-	-	276,000
Total:	**-**	**276,000**	**-**	**-**	**-**	**-**	**-**	**276,000**

MIAMIBEACH

CITY OF MIAMI BEACH
FY 2023 - 2027 Capital Budget and 5-Year Capital Improvement Plan

I. General

BASS MUSEUM GALLERY FLOOR RENO. **RENEWAL & REPLACEMENT**

Project Number:	64623
Department:	PROPERTY MANAGEMENT
Location:	SOUTH BEACH
Description:	This project will consist of removing the wood flooring within the museum and replace it with polished concrete.
Projected date range:	10/01/2022 to 09/30/2024

II. Cost Summary

Cost Summary	Previous Years	FY 2022/23	FY 2023/24	FY 2024/25	FY 2025/26	FY 2026/27	Future	Total
CONTRACTED SERVICES REPAIR	-	-	226,000	-	-	-	-	226,000
Total:	**-**	**-**	**226,000**	**-**	**-**	**-**	**-**	**226,000**

III. Fund Summary

Fund Summary	Previous Years	FY 2022/23	FY 2023/24	FY 2024/25	FY 2025/26	FY 2026/27	Future	Total
305 SB QUALITY OF LIFE REST.TAX 1%	-	-	226,000	-	-	-	-	226,000
Total:	**-**	**-**	**226,000**	**-**	**-**	**-**	**-**	**226,000**

MIAMIBEACH

CITY OF MIAMI BEACH
FY 2023 - 2027 Capital Budget and 5-Year Capital Improvement Plan

I. General

BASS MUSEUM GENERATOR **RENEWAL & REPLACEMENT**

Project Number:	25980
Department:	PROPERTY MANAGEMENT
Location:	SOUTH BEACH
Description:	Generator Replacement -- Replace generator due to age. This project was selected based on critical to continued operations and beyond useful life criteria.
Projected date range:	10/01/2015 to 12/31/2022

II. Cost Summary

Cost Summary	Previous Years	FY 2022/23	FY 2023/24	FY 2024/25	FY 2025/26	FY 2026/27	Future	Total
CONTINGENCY	4,707	-	-	-	-	-	-	4,707
EQUIPMENT	66,037	-	-	-	-	-	-	66,037
RENOVATION	47,072	-	-	-	-	-	-	47,072
Total:	**117,816**	**-**	**-**	**-**	**-**	**-**	**-**	**117,816**

III. Fund Summary

Fund Summary	Previous Years	FY 2022/23	FY 2023/24	FY 2024/25	FY 2025/26	FY 2026/27	Future	Total
365 CITY CENTER RDA CAP FUND	117,816	-	-	-	-	-	-	117,816
Total:	**117,816**	**-**	**-**	**-**	**-**	**-**	**-**	**117,816**

MIAMIBEACH

CITY OF MIAMI BEACH
FY 2023 - 2027 Capital Budget and 5-Year Capital Improvement Plan

I. General

BASS MUSEUM INTERIOR GALLERY WALL **RENEWAL & REPLACEMENT**

Project Number:	64223
Department:	PROPERTY MANAGEMENT
Location:	SOUTH BEACH
Description:	This project will consist of removing the existing eastern facing walls within two ground floor galleries, caulking the windows from the inside, adding insulation and rebuilding the walls.
Projected date range:	10/01/2022 to 09/30/2024

II. Cost Summary

Cost Summary	Previous Years	FY 2022/23	FY 2023/24	FY 2024/25	FY 2025/26	FY 2026/27	Future	Total
CONTRACTED SERVICES REPAIR	-	-	63,000	-	-	-	-	63,000
Total:	**-**	**-**	**63,000**	**-**	**-**	**-**	**-**	**63,000**

III. Fund Summary

Fund Summary	Previous Years	FY 2022/23	FY 2023/24	FY 2024/25	FY 2025/26	FY 2026/27	Future	Total
305 SB QUALITY OF LIFE REST.TAX 1%	-	-	63,000	-	-	-	-	63,000
Total:	**-**	**-**	**63,000**	**-**	**-**	**-**	**-**	**63,000**

MIAMIBEACH

CITY OF MIAMI BEACH
FY 2023 - 2027 Capital Budget and 5-Year Capital Improvement Plan

I. General

BASS MUSEUM KEYSTONE SEAL **RENEWAL & REPLACEMENT**

Project Number:	63923
Department:	PROPERTY MANAGEMENT
Location:	SOUTH BEACH
Description:	This project will consist of applying an approved sealer to the keystone of the Bass Museum.
Projected date range:	10/01/2022 to 09/30/2024

II. Cost Summary

Cost Summary	Previous Years	FY 2022/23	FY 2023/24	FY 2024/25	FY 2025/26	FY 2026/27	Future	Total
CONTRACTED SERVICES REPAIR	-	-	63,000	-	-	-	-	63,000
Total:	**-**	**-**	**63,000**	**-**	**-**	**-**	**-**	**63,000**

III. Fund Summary

Fund Summary	Previous Years	FY 2022/23	FY 2023/24	FY 2024/25	FY 2025/26	FY 2026/27	Future	Total
305 SB QUALITY OF LIFE REST.TAX 1%	-	-	63,000	-	-	-	-	63,000
Total:	**-**	**-**	**63,000**	**-**	**-**	**-**	**-**	**63,000**

MIAMIBEACH

CITY OF MIAMI BEACH
FY 2023 - 2027 Capital Budget and 5-Year Capital Improvement Plan

I. General

BASS MUSEUM RETAINING WALL TILES **RENEWAL & REPLACEMENT**

Project Number:	60825
Department:	PROPERTY MANAGEMENT
Location:	MIDDLE BEACH
Description:	Replacement of decorative tiles at retaining wall at Bass Museum (west side)
Projected date range:	10/01/2024 to 09/30/2027

II. Cost Summary

Cost Summary	Previous Years	FY 2022/23	FY 2023/24	FY 2024/25	FY 2025/26	FY 2026/27	Future	Total
RENOVATION	-	-	-	-	-	27,500	-	27,500
Total:	**-**	**-**	**-**	**-**	**-**	**27,500**	**-**	**27,500**

III. Fund Summary

Fund Summary	Previous Years	FY 2022/23	FY 2023/24	FY 2024/25	FY 2025/26	FY 2026/27	Future	Total
305 SB QUALITY OF LIFE REST.TAX 1%	-	-	-	-	-	27,500	-	27,500
Total:	**-**	**-**	**-**	**-**	**-**	**27,500**	**-**	**27,500**

MIAMIBEACH

CITY OF MIAMI BEACH
FY 2023 - 2027 Capital Budget and 5-Year Capital Improvement Plan

I. General

BASS MUSEUM TRANQUILITY FOUNTAIN **RENEWAL & REPLACEMENT**

Project Number:	64823
Department:	PROPERTY MANAGEMENT
Location:	SOUTH BEACH
Description:	The project will consist of replacing the current finish inside the fountain at the Bass Museum. The painted finish is currently chipping away and requires additional maintenance cost.
Projected date range:	10/01/2022 to 09/30/2024

II. Cost Summary

Cost Summary	Previous Years	FY 2022/23	FY 2023/24	FY 2024/25	FY 2025/26	FY 2026/27	Future	Total
CONTRACTED SERVICES REPAIR	-	-	46,000	-	-	-	-	46,000
Total:	**-**	**-**	**46,000**	**-**	**-**	**-**	**-**	**46,000**

III. Fund Summary

Fund Summary	Previous Years	FY 2022/23	FY 2023/24	FY 2024/25	FY 2025/26	FY 2026/27	Future	Total
305 SB QUALITY OF LIFE REST.TAX 1%	-	-	46,000	-	-	-	-	46,000
Total:	**-**	**-**	**46,000**	**-**	**-**	**-**	**-**	**46,000**

MIAMIBEACH

CITY OF MIAMI BEACH
FY 2023 - 2027 Capital Budget and 5-Year Capital Improvement Plan

I. General

BASS MUSEUM WINDOW REPLACEMENT **RENEWAL & REPLACEMENT**

Project Number: 64221

Department: PROPERTY MANAGEMENT

Location: MIDDLE BEACH

Description: To install impact windows at the Bass Museum. The project will maintain safety requirements and structural integrity and ensure the safety of the staff and public, and museum contents. The building is located just one block from the Atlantic Ocean and is particularly vulnerable to storm surges, flooding, and high winds. Installation of impact windows to meet or exceed all Building Code requirements will mitigate building and content damages and loss.

Projected date range: 10/01/2020 to 12/31/2022

II. Cost Summary

Cost Summary	Previous Years	FY 2022/23	FY 2023/24	FY 2024/25	FY 2025/26	FY 2026/27	Future	Total
CONTRACTED SERVICES REPAIR	160,156	-	-	-	-	-	-	160,156
DESIGN AND ENGINEERING	2,452	-	-	-	-	-	-	2,452
PROFESSIONAL SERVICES	6,602	-	-	-	-	-	-	6,602
Total:	**169,210**	**-**	**-**	**-**	**-**	**-**	**-**	**169,210**

III. Fund Summary

Fund Summary	Previous Years	FY 2022/23	FY 2023/24	FY 2024/25	FY 2025/26	FY 2026/27	Future	Total
125 CAPITAL RENEWAL & REPLACEMENT	101,855	-	-	-	-	-	-	101,855
305 SB QUALITY OF LIFE REST.TAX 1%	67,355	-	-	-	-	-	-	67,355
Total:	**169,210**	**-**	**-**	**-**	**-**	**-**	**-**	**169,210**

MIAMIBEACH

CITY OF MIAMI BEACH
FY 2023 - 2027 Capital Budget and 5-Year Capital Improvement Plan

I. General

BEACH RESTROOMS EXHAUST SYSTEMS **RENEWAL & REPLACEMENT**

Project Number:	68820
Department:	PROPERTY MANAGEMENT
Location:	CITYWIDE
Description:	Replacement of exhaust systems in beach restrooms.
Projected date range:	10/01/2019 to 12/31/2022

II. Cost Summary

Cost Summary	Previous Years	FY 2022/23	FY 2023/24	FY 2024/25	FY 2025/26	FY 2026/27	Future	Total
CONTRACTED SERVICES REPAIR	35,000	-	-	-	-	-	-	35,000
Total:	**35,000**	**-**	**-**	**-**	**-**	**-**	**-**	**35,000**

III. Fund Summary

Fund Summary	Previous Years	FY 2022/23	FY 2023/24	FY 2024/25	FY 2025/26	FY 2026/27	Future	Total
305 SB QUALITY OF LIFE REST.TAX 1%	19,000	-	-	-	-	-	-	19,000
306 MB QUALITY OF LIFE RESO.TX 1%	9,000	-	-	-	-	-	-	9,000
307 NB QUAL OF LIFE RESORT TAX 1%	7,000	-	-	-	-	-	-	7,000
Total:	**35,000**	**-**	**-**	**-**	**-**	**-**	**-**	**35,000**

MIAMIBEACH

CITY OF MIAMI BEACH
FY 2023 - 2027 Capital Budget and 5-Year Capital Improvement Plan

I. General

BEACH RESTROOMS PAINT AND CONCRETE **RENEWAL & REPLACEMENT**

Project Number: 63080
Department: PARKS AND RECREATION
Location: CITYWIDE
Description: Pressure wash interior/exterior, concrete surround building to be coated with decorative and protective traffic coating, chipped and cracked concrete to be repaired. Bathrooms interior to be renovated, renovate entire interior of restrooms (paint waterproof, fixtures, lights, trash receptacles, etc.
Projected date range: 10/01/2015 to 12/31/2022

II. Cost Summary

Cost Summary	Previous Years	FY 2022/23	FY 2023/24	FY 2024/25	FY 2025/26	FY 2026/27	Future	Total
CONTRACTED SERVICES REPAIR	20,000	-	-	-	-	-	-	20,000
OTHER CONTRACTUAL SERVICES	240,275	-	-	-	-	-	-	240,275
Total:	**260,275**	**-**	**-**	**-**	**-**	**-**	**-**	**260,275**

III. Fund Summary

Fund Summary	Previous Years	FY 2022/23	FY 2023/24	FY 2024/25	FY 2025/26	FY 2026/27	Future	Total
125 CAPITAL RENEWAL & REPLACEMENT	225,000	-	-	-	-	-	-	225,000
302 PAY-AS-YOU-GO	20,000	-	-	-	-	-	-	20,000
305 SB QUALITY OF LIFE REST.TAX 1%	15,275	-	-	-	-	-	-	15,275
Total:	**260,275**	**-**	**-**	**-**	**-**	**-**	**-**	**260,275**

MIAMIBEACH

CITY OF MIAMI BEACH
FY 2023 - 2027 Capital Budget and 5-Year Capital Improvement Plan

I. General

BEACH SHOWERS AT LUMMUS PARK **RENEWAL & REPLACEMENT**

Project Number:	66023
Department:	PROPERTY MANAGEMENT
Location:	SOUTH BEACH
Description:	Shower renewal at 6,7,8,8,12,13 and 21st Streets
Projected date range:	10/01/2022 to 09/30/2023

II. Cost Summary

Cost Summary	Previous Years	FY 2022/23	FY 2023/24	FY 2024/25	FY 2025/26	FY 2026/27	Future	Total
RENOVATION	-	171,000	-	-	-	-	-	171,000
Total:	**-**	**171,000**	**-**	**-**	**-**	**-**	**-**	**171,000**

III. Fund Summary

Fund Summary	Previous Years	FY 2022/23	FY 2023/24	FY 2024/25	FY 2025/26	FY 2026/27	Future	Total
305 SB QUALITY OF LIFE REST.TAX 1%	-	171,000	-	-	-	-	-	171,000
Total:	**-**	**171,000**	**-**	**-**	**-**	**-**	**-**	**171,000**

MIAMIBEACH

CITY OF MIAMI BEACH
FY 2023 - 2027 Capital Budget and 5-Year Capital Improvement Plan

I. General

BEACH STORAGE AREA ENCLOSURE **RENEWAL & REPLACEMENT**

Project Number:	66718
Department:	PROPERTY MANAGEMENT
Location:	SOUTH BEACH
Description:	Beach storage area enclosure
Projected date range:	10/01/2019 to 12/31/2022

II. Cost Summary

Cost Summary	Previous Years	FY 2022/23	FY 2023/24	FY 2024/25	FY 2025/26	FY 2026/27	Future	Total
CONTRACTED SERVICES REPAIR	170,000	-	-	-	-	-	-	170,000
Total:	**170,000**	**-**	**-**	**-**	**-**	**-**	**-**	**170,000**

III. Fund Summary

Fund Summary	Previous Years	FY 2022/23	FY 2023/24	FY 2024/25	FY 2025/26	FY 2026/27	Future	Total
388 MDC CDT INTERLOCAL-CDT/RTX	170,000	-	-	-	-	-	-	170,000
Total:	**170,000**	**-**	**-**	**-**	**-**	**-**	**-**	**170,000**

MIAMIBEACH

CITY OF MIAMI BEACH
FY 2023 - 2027 Capital Budget and 5-Year Capital Improvement Plan

I. General

BEACHFRONT RESTROOMS-RENOVATIONS **RENEWAL & REPLACEMENT**

Project Number:	61419
Department:	PROPERTY MANAGEMENT
Location:	CITY WIDE
Description:	Complete renovations of beachfront restrooms located at South Pointe Park, 3rd, 6th, 10th, 14th, 21st, 34th, 46th, 53rd, 65th,72nd, 81st, 82nd, and 83rd Streets.
Projected date range:	10/01/2018 to 12/31/2022

II. Cost Summary

Cost Summary	Previous Years	FY 2022/23	FY 2023/24	FY 2024/25	FY 2025/26	FY 2026/27	Future	Total
CONTRACTED SERVICES REPAIR	123,000	-	-	-	-	-	-	123,000
Total:	**123,000**	**-**	**-**	**-**	**-**	**-**	**-**	**123,000**

III. Fund Summary

Fund Summary	Previous Years	FY 2022/23	FY 2023/24	FY 2024/25	FY 2025/26	FY 2026/27	Future	Total
305 SB QUALITY OF LIFE REST.TAX 1%	25,000	-	-	-	-	-	-	25,000
306 MB QUALITY OF LIFE RESO.TX 1%	26,000	-	-	-	-	-	-	26,000
307 NB QUAL OF LIFE RESORT TAX 1%	72,000	-	-	-	-	-	-	72,000
Total:	**123,000**	**-**	**-**	**-**	**-**	**-**	**-**	**123,000**

MIAMIBEACH

CITY OF MIAMI BEACH
FY 2023 - 2027 Capital Budget and 5-Year Capital Improvement Plan

I. General

BEACHVIEW PARK IMPROVEMENTS **RENEWAL & REPLACEMENT**

Project Number:	60121
Department:	PARKS AND RECREATION
Location:	MIDDLE BEACH
Description:	Replacement of the fitness course equipment, playground and other general park improvements.
Projected date range:	10/01/2022 to 09/30/2024

II. Cost Summary

Cost Summary	Previous Years	FY 2022/23	FY 2023/24	FY 2024/25	FY 2025/26	FY 2026/27	Future	Total
CONTRACTED SERVICES REPAIR	-	-	810,000	-	-	-	-	810,000
Total:	**-**	**-**	**810,000**	**-**	**-**	**-**	**-**	**810,000**

III. Fund Summary

Fund Summary	Previous Years	FY 2022/23	FY 2023/24	FY 2024/25	FY 2025/26	FY 2026/27	Future	Total
306 MB QUALITY OF LIFE RESO.TX 1%	-	-	810,000	-	-	-	-	810,000
Total:	**-**	**-**	**810,000**	**-**	**-**	**-**	**-**	**810,000**

MIAMIBEACH

CITY OF MIAMI BEACH
FY 2023 - 2027 Capital Budget and 5-Year Capital Improvement Plan

I. General

BEACHWALK DRAINAGE - 24 ST TO 46 ST **RENEWAL & REPLACEMENT**

Project Number:	61819
Department:	PROPERTY MANAGEMENT
Location:	SOUTH/MIDDLE BEACH
Description:	Install proper drainage throughout the beachwalk.
Projected date range:	10/01/2018 to 12/31/2022

II. Cost Summary

Cost Summary	Previous Years	FY 2022/23	FY 2023/24	FY 2024/25	FY 2025/26	FY 2026/27	Future	Total
CONTRACTED SERVICES REPAIR	100,000	-	-	-	-	-	-	100,000
Total:	**100,000**	**-**	**-**	**-**	**-**	**-**	**-**	**100,000**

III. Fund Summary

Fund Summary	Previous Years	FY 2022/23	FY 2023/24	FY 2024/25	FY 2025/26	FY 2026/27	Future	Total
306 MB QUALITY OF LIFE RESO.TX 1%	100,000	-	-	-	-	-	-	100,000
Total:	**100,000**	**-**	**-**	**-**	**-**	**-**	**-**	**100,000**

MIAMIBEACH

CITY OF MIAMI BEACH
FY 2023 - 2027 Capital Budget and 5-Year Capital Improvement Plan

I. General

BEACHWALK DRAINAGE-S.POINTE - 23 ST **RENEWAL & REPLACEMENT**

Project Number:	62519
Department:	PROPERTY MANAGEMENT
Location:	SOUTH BEACH
Description:	Install proper drainage throughout the beachwalk.
Projected date range:	10/01/2018 to 12/31/2022

II. Cost Summary

Cost Summary	Previous Years	FY 2022/23	FY 2023/24	FY 2024/25	FY 2025/26	FY 2026/27	Future	Total
CONTRACTED SERVICES REPAIR	205,285	-	-	-	-	-	-	205,285
PROFESSIONAL SERVICES	14,715	-	-	-	-	-	-	14,715
Total:	**220,000**	**-**	**-**	**-**	**-**	**-**	**-**	**220,000**

III. Fund Summary

Fund Summary	Previous Years	FY 2022/23	FY 2023/24	FY 2024/25	FY 2025/26	FY 2026/27	Future	Total
305 SB QUALITY OF LIFE REST.TAX 1%	220,000	-	-	-	-	-	-	220,000
Total:	**220,000**	**-**	**-**	**-**	**-**	**-**	**-**	**220,000**

MIAMIBEACH

CITY OF MIAMI BEACH
FY 2023 - 2027 Capital Budget and 5-Year Capital Improvement Plan

I. General

BELLE ISLE PARK LIGHTING ENHANCEMNT **RENEWAL & REPLACEMENT**

Project Number: 65021

Department: PW STREETS

Location: SOUTH BEACH

Description: Residents of Belle Isle have reported concerns regarding the lack of lighting at Belle Isle Park, and corresponding safety concerns. The Public Works Infrastructure Division staff have assessed Belle Isle Park and surrounding areas and recommend replacing exisiting holophane light fixtures with new LED lighting and install poles and fixtures within the park's core area as well as the dog park. The project's estimated total cost is $110,000. Results from the 2019 Resident Survey show that 64% of residents rated street lighting as excellent/good. In order to continue maintaining excellent standards in this area, the City continues to find alternatives for lighting enhancement throughout the City.

Projected date range: 10/01/2020 to 12/31/2022

II. Cost Summary

Cost Summary	Previous Years	FY 2022/23	FY 2023/24	FY 2024/25	FY 2025/26	FY 2026/27	Future	Total
CONTRACTED SERVICES REPAIR	109,453	-	-	-	-	-	-	109,453
FURNITURE, FIXTURES, EQUIPMENT	42,952	-	-	-	-	-	-	42,952
OTHER SUPPLIES	(42,405)	-	-	-	-	-	-	(42,405)
Total:	**110,000**	**-**	**-**	**-**	**-**	**-**	**-**	**110,000**

III. Fund Summary

Fund Summary	Previous Years	FY 2022/23	FY 2023/24	FY 2024/25	FY 2025/26	FY 2026/27	Future	Total
302 PAY-AS-YOU-GO	110,000	-	-	-	-	-	-	110,000
Total:	**110,000**	**-**	**-**	**-**	**-**	**-**	**-**	**110,000**

MIAMIBEACH

CITY OF MIAMI BEACH
FY 2023 - 2027 Capital Budget and 5-Year Capital Improvement Plan

I. General

BOLLARDS INSTALLATION AND REPL. **RENEWAL & REPLACEMENT**

Project Number:	64122
Department:	PW ENGINEERING
Location:	CITYWIDE
Description:	Installation of new bollards as needed and replacement of existing bollards that are past their life cycle.
Projected date range:	10/01/2021 to 09/30/2024

II. Cost Summary

Cost Summary	Previous Years	FY 2022/23	FY 2023/24	FY 2024/25	FY 2025/26	FY 2026/27	Future	Total
CONTRACTED SERVICES REPAIR	200,000	-	-	-	-	-	-	200,000
FUTURE	-	-	-	-	-	-	303,000	303,000
Total:	**200,000**	**-**	**-**	**-**	**-**	**-**	**303,000**	**503,000**

III. Fund Summary

Fund Summary	Previous Years	FY 2022/23	FY 2023/24	FY 2024/25	FY 2025/26	FY 2026/27	Future	Total
302 PAY-AS-YOU-GO	200,000	-	-	-	-	-	-	200,000
FUTURE	-	-	-	-	-	-	303,000	303,000
Total:	**200,000**	**-**	**-**	**-**	**-**	**-**	**303,000**	**503,000**

MIAMIBEACH

CITY OF MIAMI BEACH
FY 2023 - 2027 Capital Budget and 5-Year Capital Improvement Plan

I. General

BOTANICAL GARDENS RESTROOMS **RENEWAL & REPLACEMENT**

Project Number:	62121
Department:	PROPERTY MANAGEMENT
Location:	SOUTH BEACH
Description:	This project will consist of the renovation of both public bathrooms at the Botanical Gardens to improve accessibility and function.
Projected date range:	10/01/2020 to 12/31/2022

II. Cost Summary

Cost Summary	Previous Years	FY 2022/23	FY 2023/24	FY 2024/25	FY 2025/26	FY 2026/27	Future	Total
CONTRACTED SERVICES REPAIR	45,500	-	-	-	-	-	-	45,500
DESIGN AND ENGINEERING	5,000	-	-	-	-	-	-	5,000
Total:	**50,500**	**-**	**-**	**-**	**-**	**-**	**-**	**50,500**

III. Fund Summary

Fund Summary	Previous Years	FY 2022/23	FY 2023/24	FY 2024/25	FY 2025/26	FY 2026/27	Future	Total
305 SB QUALITY OF LIFE REST.TAX 1%	50,500	-	-	-	-	-	-	50,500
Total:	**50,500**	**-**	**-**	**-**	**-**	**-**	**-**	**50,500**

MIAMIBEACH

CITY OF MIAMI BEACH
FY 2023 - 2027 Capital Budget and 5-Year Capital Improvement Plan

I. General

BOYS & GIRLS CLUB SECURITY ENCLOS. **RENEWAL & REPLACEMENT**

Project Number:	63223
Department:	PROPERTY MANAGEMENT
Location:	SOUTH BEACH
Description:	This Project will consist of creating a security enclosure on the west side of the Boys and Girls Club.
Projected date range:	10/01/2022 to 09/30/2023

II. Cost Summary

Cost Summary	Previous Years	FY 2022/23	FY 2023/24	FY 2024/25	FY 2025/26	FY 2026/27	Future	Total
CONTRACTED SERVICES REPAIR	-	27,000	-	-	-	-	-	27,000
Total:	**-**	**27,000**	**-**	**-**	**-**	**-**	**-**	**27,000**

III. Fund Summary

Fund Summary	Previous Years	FY 2022/23	FY 2023/24	FY 2024/25	FY 2025/26	FY 2026/27	Future	Total
125 CAPITAL RENEWAL & REPLACEMENT	-	27,000	-	-	-	-	-	27,000
Total:	**-**	**27,000**	**-**	**-**	**-**	**-**	**-**	**27,000**

MIAMIBEACH

CITY OF MIAMI BEACH
FY 2023 - 2027 Capital Budget and 5-Year Capital Improvement Plan

I. General

BRITTANY BAY PARK CCTV **RENEWAL & REPLACEMENT**

Project Number: 69327

Department: POLICE CHIEF OFFICE

Location: NORTH BEACH

Description: This project is intended to supplement the Brittany Bay Park Project currently undertaken by the Office of Capital Improvement Projects (CIP). CIP included the CCTV infrastructure (boring, conduit, handholes, electrical, and upright poles) as they built this park. The scope of this project is to purchase, configure, build, install, maintain, and connect the actual CCTV cameras, networking equipment, cabling, licenses and software for connection to the citywide Video Management System(VMS) and city network.

Projected date range: 10/01/2027 to 09/30/2028

II. Cost Summary

Cost Summary	Previous Years	FY 2022/23	FY 2023/24	FY 2024/25	FY 2025/26	FY 2026/27	Future	Total
FUTURE	-	-	-	-	-	-	125,000	125,000
Total:	**-**	**-**	**-**	**-**	**-**	**-**	**125,000**	**125,000**

III. Fund Summary

Fund Summary	Previous Years	FY 2022/23	FY 2023/24	FY 2024/25	FY 2025/26	FY 2026/27	Future	Total
FUTURE	-	-	-	-	-	-	125,000	125,000
Total:	**-**	**-**	**-**	**-**	**-**	**-**	**125,000**	**125,000**

MIAMIBEACH

CITY OF MIAMI BEACH
FY 2023 - 2027 Capital Budget and 5-Year Capital Improvement Plan

I. General

CANAL PARK LANDSCAPING REPLACEMENT **RENEWAL & REPLACEMENT**

Project Number:	67522
Department:	PROPERTY MANAGEMENT
Location:	SOUTH BEACH
Description:	Canal Park Landscaping Replacement.
Projected date range:	10/01/2021 to 12/31/2022

II. Cost Summary

Cost Summary	Previous Years	FY 2022/23	FY 2023/24	FY 2024/25	FY 2025/26	FY 2026/27	Future	Total
CONSTRUCTION	60,000	-	-	-	-	-	-	60,000
Total:	**60,000**	**-**	**-**	**-**	**-**	**-**	**-**	**60,000**

III. Fund Summary

Fund Summary	Previous Years	FY 2022/23	FY 2023/24	FY 2024/25	FY 2025/26	FY 2026/27	Future	Total
443 CONV CTR RENEWAL AND REPLACE	60,000	-	-	-	-	-	-	60,000
Total:	**60,000**	**-**	**-**	**-**	**-**	**-**	**-**	**60,000**

MIAMIBEACH

CITY OF MIAMI BEACH
FY 2023 - 2027 Capital Budget and 5-Year Capital Improvement Plan

I. General

CARD ACCESS CONTROL FOR RADIO SITES **RENEWAL & REPLACEMENT**

Project Number:	63227
Department:	PROPERTY MANAGEMENT
Location:	CITYWIDE
Description:	Card Access Control for Radio Sites
Projected date range:	10/01/2027 to 09/30/2028

II. Cost Summary

Cost Summary	Previous Years	FY 2022/23	FY 2023/24	FY 2024/25	FY 2025/26	FY 2026/27	Future	Total
FUTURE	-	-	-	-	-	-	28,000	28,000
Total:	**-**	**-**	**-**	**-**	**-**	**-**	**28,000**	**28,000**

III. Fund Summary

Fund Summary	Previous Years	FY 2022/23	FY 2023/24	FY 2024/25	FY 2025/26	FY 2026/27	Future	Total
FUTURE	-	-	-	-	-	-	28,000	28,000
Total:	**-**	**-**	**-**	**-**	**-**	**-**	**28,000**	**28,000**

MIAMIBEACH

CITY OF MIAMI BEACH
FY 2023 - 2027 Capital Budget and 5-Year Capital Improvement Plan

I. General

CHASE AVENUE SHARED PATH CCTV **RENEWAL & REPLACEMENT**

Project Number: 69527

Department: POLICE CHIEF OFFICE

Location: MIDDLE BEACH

Description: This project is intended to supplement the Chase Avenue Shared Path Project currently undertaken by the Office of Capital Improvement Projects (CIP). CIP included the CCTV infrastructure (boring, conduit, handholes, electrical, and upright poles) as they built this park. The scope of this project is to purchase, configure, build, install, maintain, and connect the actual CCTV cameras, networking equipment, cabling, licenses and software for connection to the citywide Video Management System(VMS) and city network.

Projected date range: 10/01/2027 to 09/30/2028

II. Cost Summary

Cost Summary	Previous Years	FY 2022/23	FY 2023/24	FY 2024/25	FY 2025/26	FY 2026/27	Future	Total
FUTURE	-	-	-	-	-	-	50,000	50,000
Total:	**-**	**-**	**-**	**-**	**-**	**-**	**50,000**	**50,000**

III. Fund Summary

Fund Summary	Previous Years	FY 2022/23	FY 2023/24	FY 2024/25	FY 2025/26	FY 2026/27	Future	Total
FUTURE	-	-	-	-	-	-	50,000	50,000
Total:	**-**	**-**	**-**	**-**	**-**	**-**	**50,000**	**50,000**

MIAMIBEACH

CITY OF MIAMI BEACH
FY 2023 - 2027 Capital Budget and 5-Year Capital Improvement Plan

I. General

CHILLER LINES FLUSHING **RENEWAL & REPLACEMENT**

Project Number:	67822
Department:	PROPERTY MANAGEMENT
Location:	SOUTH BEACH
Description:	Chiller Lines Flushing - Fillmore, City Hall & 1755 Meridian Buildings.
Projected date range:	10/01/2021 to 12/31/2022

II. Cost Summary

Cost Summary	Previous Years	FY 2022/23	FY 2023/24	FY 2024/25	FY 2025/26	FY 2026/27	Future	Total
CONSTRUCTION	5,000	-	-	-	-	-	-	5,000
Total:	**5,000**	**-**	**-**	**-**	**-**	**-**	**-**	**5,000**

III. Fund Summary

Fund Summary	Previous Years	FY 2022/23	FY 2023/24	FY 2024/25	FY 2025/26	FY 2026/27	Future	Total
443 CONV CTR RENEWAL AND REPLACE	5,000	-	-	-	-	-	-	5,000
Total:	**5,000**	**-**	**-**	**-**	**-**	**-**	**-**	**5,000**

MIAMIBEACH

CITY OF MIAMI BEACH
FY 2023 - 2027 Capital Budget and 5-Year Capital Improvement Plan

I. General

CITY HALL - MAIN ENTRANCE PAVERS **RENEWAL & REPLACEMENT**

Project Number:	66020
Department:	PROPERTY MANAGEMENT
Location:	SOUTH BEACH
Description:	Replace current pavers and even out foundation.
Projected date range:	10/01/2021 to 12/31/2023

II. Cost Summary

Cost Summary	Previous Years	FY 2022/23	FY 2023/24	FY 2024/25	FY 2025/26	FY 2026/27	Future	Total
CONTRACTED SERVICES REPAIR	-	-	550,000	-	-	-	-	550,000
Total:	**-**	**-**	**550,000**	**-**	**-**	**-**	**-**	**550,000**

III. Fund Summary

Fund Summary	Previous Years	FY 2022/23	FY 2023/24	FY 2024/25	FY 2025/26	FY 2026/27	Future	Total
302 PAY-AS-YOU-GO	-	-	550,000	-	-	-	-	550,000
Total:	**-**	**-**	**550,000**	**-**	**-**	**-**	**-**	**550,000**

MIAMIBEACH

CITY OF MIAMI BEACH
FY 2023 - 2027 Capital Budget and 5-Year Capital Improvement Plan

I. General

CITY HALL 40-YR STRUCTURAL **RENEWAL & REPLACEMENT**

Project Number:	60519
Department:	PROPERTY MANAGEMENT
Location:	SOUTH BEACH
Description:	CITY HALL 40-YEAR STRUCTURAL RECERTIFICATION -City Hall is currently overdue for it's structural 40-year recertification as per the County. The scope of this project is to correct all deficiencies that were outlined by engineering firm during the inspection process.
Projected date range:	10/01/2018 to 12/31/2022

II. Cost Summary

Cost Summary	Previous Years	FY 2022/23	FY 2023/24	FY 2024/25	FY 2025/26	FY 2026/27	Future	Total
CONTRACTED SERVICES REPAIR	241,395	-	-	-	-	-	-	241,395
PROFESSIONAL SERVICES	21,428	-	-	-	-	-	-	21,428
Total:	**262,823**	**-**	**-**	**-**	**-**	**-**	**-**	**262,823**

III. Fund Summary

Fund Summary	Previous Years	FY 2022/23	FY 2023/24	FY 2024/25	FY 2025/26	FY 2026/27	Future	Total
125 CAPITAL RENEWAL & REPLACEMENT	262,823	-	-	-	-	-	-	262,823
Total:	**262,823**	**-**	**-**	**-**	**-**	**-**	**-**	**262,823**

MIAMIBEACH

CITY OF MIAMI BEACH
FY 2023 - 2027 Capital Budget and 5-Year Capital Improvement Plan

I. General

CITY HALL CARD ACCESS SYSTEM REPL. **RENEWAL & REPLACEMENT**

Project Number:	64020
Department:	PROPERTY MANAGEMENT
Location:	SOUTH BEACH
Description:	Card Access System Replacement -- Replace Card Access System. This project was selected based on the life safety and critical to continued operations criteria.
Projected date range:	10/01/2015 to 12/31/2022

II. Cost Summary

Cost Summary	Previous Years	FY 2022/23	FY 2023/24	FY 2024/25	FY 2025/26	FY 2026/27	Future	Total
OTHER SUPPLIES	80,436	-	-	-	-	-	-	80,436
Total:	**80,436**	**-**	**-**	**-**	**-**	**-**	**-**	**80,436**

III. Fund Summary

Fund Summary	Previous Years	FY 2022/23	FY 2023/24	FY 2024/25	FY 2025/26	FY 2026/27	Future	Total
125 CAPITAL RENEWAL & REPLACEMENT	80,436	-	-	-	-	-	-	80,436
Total:	**80,436**	**-**	**-**	**-**	**-**	**-**	**-**	**80,436**

MIAMIBEACH

CITY OF MIAMI BEACH
FY 2023 - 2027 Capital Budget and 5-Year Capital Improvement Plan

I. General

CITY HALL CHAMBER & PRESS RM. RENO. **RENEWAL & REPLACEMENT**

Project Number: 61621

Department: PROPERTY MANAGEMENT

Location: SOUTH BEACH

Description: The City Hall Commission Chamber and Press Room Renovation project aims to refresh all finishes at the existing Commission Chambers as well as enhance accessibility to the dais and lecterns in the space. Additional considerations include enhanced lighting, acoustics and audio visual technology. The project will also convert the Ground Floor Conference Room at City Hall into a formal Press Room for hosting press conferences and small assemblies.

Projected date range: 10/01/2021 to 12/31/2022

II. Cost Summary

Cost Summary	Previous Years	FY 2022/23	FY 2023/24	FY 2024/25	FY 2025/26	FY 2026/27	Future	Total
CONTRACTED SERVICES REPAIR	900,000	-	-	-	-	-	-	900,000
Total:	**900,000**	**-**	**-**	**-**	**-**	**-**	**-**	**900,000**

III. Fund Summary

Fund Summary	Previous Years	FY 2022/23	FY 2023/24	FY 2024/25	FY 2025/26	FY 2026/27	Future	Total
302 PAY-AS-YOU-GO	900,000	-	-	-	-	-	-	900,000
Total:	**900,000**	**-**	**-**	**-**	**-**	**-**	**-**	**900,000**

MIAMIBEACH

CITY OF MIAMI BEACH
FY 2023 - 2027 Capital Budget and 5-Year Capital Improvement Plan

I. General

CITY HALL -COOLING TOWER CONDENSER **RENEWAL & REPLACEMENT**

Project Number:	64320
Department:	PROPERTY MANAGEMENT
Location:	SOUTH BEACH
Description:	Convert all water lines from metal to CPVC and relocate from underground to above ground.
Projected date range:	10/01/2019 to 12/31/2022

II. Cost Summary

Cost Summary	Previous Years	FY 2022/23	FY 2023/24	FY 2024/25	FY 2025/26	FY 2026/27	Future	Total
CONTRACTED SERVICES REPAIR	36,816	-	-	-	-	-	-	36,816
PROFESSIONAL SERVICES	17,500	-	-	-	-	-	-	17,500
Total:	**54,316**	**-**	**-**	**-**	**-**	**-**	**-**	**54,316**

III. Fund Summary

Fund Summary	Previous Years	FY 2022/23	FY 2023/24	FY 2024/25	FY 2025/26	FY 2026/27	Future	Total
125 CAPITAL RENEWAL & REPLACEMENT	54,316	-	-	-	-	-	-	54,316
Total:	**54,316**	**-**	**-**	**-**	**-**	**-**	**-**	**54,316**

MIAMIBEACH

CITY OF MIAMI BEACH
FY 2023 - 2027 Capital Budget and 5-Year Capital Improvement Plan

I. General

CITY HALL COOLING TOWER RENEWAL **RENEWAL & REPLACEMENT**

Project Number:	64327
Department:	PROPERTY MANAGEMENT
Location:	SOUTH BEACH
Description:	Cooling Tower replacement at City Hall
Projected date range:	10/01/2027 to 09/30/2028

II. Cost Summary

Cost Summary	Previous Years	FY 2022/23	FY 2023/24	FY 2024/25	FY 2025/26	FY 2026/27	Future	Total
FUTURE	-	-	-	-	-	-	310,000	310,000
Total:	**-**	**-**	**-**	**-**	**-**	**-**	**310,000**	**310,000**

III. Fund Summary

Fund Summary	Previous Years	FY 2022/23	FY 2023/24	FY 2024/25	FY 2025/26	FY 2026/27	Future	Total
FUTURE	-	-	-	-	-	-	310,000	310,000
Total:	**-**	**-**	**-**	**-**	**-**	**-**	**310,000**	**310,000**

MIAMIBEACH

CITY OF MIAMI BEACH
FY 2023 - 2027 Capital Budget and 5-Year Capital Improvement Plan

I. General

CITY HALL DOMESTIC WATER PUMP RENEW **RENEWAL & REPLACEMENT**

Project Number:	64427
Department:	PROPERTY MANAGEMENT
Location:	SOUTH BEACH
Description:	Domestic Water Pump Renewal at City Hall
Projected date range:	10/01/2027 to 09/30/2028

II. Cost Summary

Cost Summary	Previous Years	FY 2022/23	FY 2023/24	FY 2024/25	FY 2025/26	FY 2026/27	Future	Total
FUTURE	-	-	-	-	-	-	128,038	128,038
Total:	**-**	**-**	**-**	**-**	**-**	**-**	**128,038**	**128,038**

III. Fund Summary

Fund Summary	Previous Years	FY 2022/23	FY 2023/24	FY 2024/25	FY 2025/26	FY 2026/27	Future	Total
FUTURE	-	-	-	-	-	-	128,038	128,038
Total:	**-**	**-**	**-**	**-**	**-**	**-**	**128,038**	**128,038**

MIAMIBEACH

CITY OF MIAMI BEACH
FY 2023 - 2027 Capital Budget and 5-Year Capital Improvement Plan

I. General

CITY HALL ELECTRICAL UPGRADES **RENEWAL & REPLACEMENT**

Project Number:	68760
Department:	PROPERTY MANAGEMENT
Location:	SOUTH BEACH
Description:	City Hall- Electrical Upgrades -- This projects was adopted as part of the FY11 Capital Renewal and Replacement program.
Projected date range:	10/01/2015 to 12/31/2022

II. Cost Summary

Cost Summary	Previous Years	FY 2022/23	FY 2023/24	FY 2024/25	FY 2025/26	FY 2026/27	Future	Total
CONTRACTED SERVICES REPAIR	159,927	-	-	-	-	-	-	159,927
INTERNAL CHARGEBACK	7,036	-	-	-	-	-	-	7,036
OTHER SUPPLIES	28,190	-	-	-	-	-	-	28,190
RENOVATION	146,347	-	-	-	-	-	-	146,347
Total:	**341,500**	**-**	**-**	**-**	**-**	**-**	**-**	**341,500**

III. Fund Summary

Fund Summary	Previous Years	FY 2022/23	FY 2023/24	FY 2024/25	FY 2025/26	FY 2026/27	Future	Total
125 CAPITAL RENEWAL & REPLACEMENT	341,500	-	-	-	-	-	-	341,500
Total:	**341,500**	**-**	**-**	**-**	**-**	**-**	**-**	**341,500**

MIAMIBEACH

CITY OF MIAMI BEACH
FY 2023 - 2027 Capital Budget and 5-Year Capital Improvement Plan

I. General

CITY HALL ENERGY EFFICIENT BUILDING **RENEWAL & REPLACEMENT**

Project Number:	64019
Department:	PROPERTY MANAGEMENT
Location:	SOUTH BEACH
Description:	Upgrade to mechanical, electrical, and plumbing systems in City Hall in order to achieve energy efficiencies, reducing operating and maintenance costs.
Projected date range:	10/01/2018 to 12/31/2022

II. Cost Summary

Cost Summary	Previous Years	FY 2022/23	FY 2023/24	FY 2024/25	FY 2025/26	FY 2026/27	Future	Total
CONTRACTED SERVICES REPAIR	156,000	-	-	-	-	-	-	156,000
Total:	**156,000**	**-**	**-**	**-**	**-**	**-**	**-**	**156,000**

III. Fund Summary

Fund Summary	Previous Years	FY 2022/23	FY 2023/24	FY 2024/25	FY 2025/26	FY 2026/27	Future	Total
302 PAY-AS-YOU-GO	156,000	-	-	-	-	-	-	156,000
Total:	**156,000**	**-**	**-**	**-**	**-**	**-**	**-**	**156,000**

MIAMIBEACH

CITY OF MIAMI BEACH
FY 2023 - 2027 Capital Budget and 5-Year Capital Improvement Plan

I. General

CITY HALL FIRE ALARM SYSTEM **RENEWAL & REPLACEMENT**

Project Number:	61290
Department:	PROPERTY MANAGEMENT
Location:	SOUTH BEACH
Description:	FIRE ALARM SYSTEM - Replace aged fire alarm system
Projected date range:	10/01/2015 to 12/31/2022

II. Cost Summary

Cost Summary	Previous Years	FY 2022/23	FY 2023/24	FY 2024/25	FY 2025/26	FY 2026/27	Future	Total
CONTRACTED SERVICES REPAIR	14,904	-	-	-	-	-	-	14,904
EQUIPMENT	225,559	-	-	-	-	-	-	225,559
INTERNAL CHARGEBACK	365	-	-	-	-	-	-	365
PROFESSIONAL SERVICES	39,497	-	-	-	-	-	-	39,497
Total:	**280,325**	**-**	**-**	**-**	**-**	**-**	**-**	**280,325**

III. Fund Summary

Fund Summary	Previous Years	FY 2022/23	FY 2023/24	FY 2024/25	FY 2025/26	FY 2026/27	Future	Total
125 CAPITAL RENEWAL & REPLACEMENT	280,325	-	-	-	-	-	-	280,325
Total:	**280,325**	**-**	**-**	**-**	**-**	**-**	**-**	**280,325**

MIAMIBEACH

CITY OF MIAMI BEACH
FY 2023 - 2027 Capital Budget and 5-Year Capital Improvement Plan

I. General

CITY HALL LOADING DOCK RESURFACING **RENEWAL & REPLACEMENT**

Project Number:	61521
Department:	PROPERTY MANAGEMENT
Location:	SOUTH BEACH
Description:	The exterior surface area at the City Hall loading dock has undergone severe wear and tear and is due to be resurfaced.
Projected date range:	10/01/2021 to 12/31/2023

II. Cost Summary

Cost Summary	Previous Years	FY 2022/23	FY 2023/24	FY 2024/25	FY 2025/26	FY 2026/27	Future	Total
CONTRACTED SERVICES REPAIR	-	-	70,000	-	-	-	-	70,000
Total:	**-**	**-**	**70,000**	**-**	**-**	**-**	**-**	**70,000**

III. Fund Summary

Fund Summary	Previous Years	FY 2022/23	FY 2023/24	FY 2024/25	FY 2025/26	FY 2026/27	Future	Total
125 CAPITAL RENEWAL & REPLACEMENT	-	-	70,000	-	-	-	-	70,000
Total:	**-**	**-**	**70,000**	**-**	**-**	**-**	**-**	**70,000**

MIAMIBEACH

CITY OF MIAMI BEACH
FY 2023 - 2027 Capital Budget and 5-Year Capital Improvement Plan

I. General

CITY HALL RESTROOM RENOVATIONS **RENEWAL & REPLACEMENT**

Project Number:	64420
Department:	PROPERTY MANAGEMENT
Location:	SOUTH BEACH
Description:	Restroom renovation floors 1-4 to include comprehensive update to existing restroom facilities with new finishes, low-flow plumbing fixtures and sensored LED lighting.
Projected date range:	10/01/2021 to 12/31/2023

II. Cost Summary

Cost Summary	Previous Years	FY 2022/23	FY 2023/24	FY 2024/25	FY 2025/26	FY 2026/27	Future	Total
CONTRACTED SERVICES REPAIR	-	-	367,000	-	-	-	-	367,000
Total:	**-**	**-**	**367,000**	**-**	**-**	**-**	**-**	**367,000**

III. Fund Summary

Fund Summary	Previous Years	FY 2022/23	FY 2023/24	FY 2024/25	FY 2025/26	FY 2026/27	Future	Total
302 PAY-AS-YOU-GO	-	-	367,000	-	-	-	-	367,000
Total:	**-**	**-**	**367,000**	**-**	**-**	**-**	**-**	**367,000**

MIAMIBEACH

CITY OF MIAMI BEACH
FY 2023 - 2027 Capital Budget and 5-Year Capital Improvement Plan

I. General

CITY HALL-COOLING TOWER BASE **RENEWAL & REPLACEMENT**

Project Number:	61120
Department:	PROPERTY MANAGEMENT
Location:	SOUTH BEACH
Description:	To replace supporting structure holding up cooling tower. Current structure is deteriorating.
Projected date range:	10/01/2019 to 12/31/2022

II. Cost Summary

Cost Summary	Previous Years	FY 2022/23	FY 2023/24	FY 2024/25	FY 2025/26	FY 2026/27	Future	Total
CONTRACTED SERVICES REPAIR	92,000	-	-	-	-	-	-	92,000
Total:	**92,000**	**-**	**-**	**-**	**-**	**-**	**-**	**92,000**

III. Fund Summary

Fund Summary	Previous Years	FY 2022/23	FY 2023/24	FY 2024/25	FY 2025/26	FY 2026/27	Future	Total
125 CAPITAL RENEWAL & REPLACEMENT	92,000	-	-	-	-	-	-	92,000
Total:	**92,000**	**-**	**-**	**-**	**-**	**-**	**-**	**92,000**

MIAMIBEACH

CITY OF MIAMI BEACH
FY 2023 - 2027 Capital Budget and 5-Year Capital Improvement Plan

I. General

CITY HALL-GENERATOR REPLACEMENT **RENEWAL & REPLACEMENT**

Project Number:	61020
Department:	PROPERTY MANAGEMENT
Location:	SOUTH BEACH
Description:	Replace current generator that is nearing the end of its useful life.
Projected date range:	10/01/2019 to 12/31/2022

II. Cost Summary

Cost Summary	Previous Years	FY 2022/23	FY 2023/24	FY 2024/25	FY 2025/26	FY 2026/27	Future	Total
DESIGN AND ENGINEERING	11,250	-	-	-	-	-	-	11,250
EQUIPMENT	588,750	-	-	-	-	-	-	588,750
Total:	**600,000**	**-**	**-**	**-**	**-**	**-**	**-**	**600,000**

III. Fund Summary

Fund Summary	Previous Years	FY 2022/23	FY 2023/24	FY 2024/25	FY 2025/26	FY 2026/27	Future	Total
302 PAY-AS-YOU-GO	600,000	-	-	-	-	-	-	600,000
Total:	**600,000**	**-**	**-**	**-**	**-**	**-**	**-**	**600,000**

MIAMIBEACH

CITY OF MIAMI BEACH
FY 2023 - 2027 Capital Budget and 5-Year Capital Improvement Plan

I. General

CITYWIDE GREEN INFRSTRUCT. INSTAL **RENEWAL & REPLACEMENT**

Project Number: 61426

Department: ENVIRONMENT SUSTAINABILITY

Location: CITYWIDE

Description: "According to the 2019 Community Satisfaction Survey, about 51% of our residents reported being not satisfied with the City's tree canopy coverage in their neighborhood. To increase community satisfaction, and to ensure the City has a healthy and well-managed urban forest, the City has adopted an Urban Forestry Master Plan (UFMP) and a G.O. Bond Reforestation Project.

The UFMP provided the city with analysis and recommendations based on urban tree canopy assessments and historical data from our city's urban forest. It was identified that the city is experiencing extremely low tree canopy coverage in areas with little to no tree planting areas. In order to successfully plant trees in such a location, the city would need to install underground green infrastructure systems to support healthy and thriving trees. These systems will not only serve to support healthy tree growth but will also allow for increased stormwater and runoff management as excess water can be filtered through the system. This will also irrigate trees and help improve water quality.

The G.O. Bond Reforestation Project is currently planting 5000 trees in available planting locations citywide with the goal of reaching 22% tree canopy coverage by 2040 as adopted by the city commission in 2020. Currently the project has been planting in areas which do not require extensive infrastructure work. In order to continue meeting the city goals, infrastructure work would be required.

Also ongoing, the city has a G.O. Bond Sidewalk repair project. This project has identified several cases where older tree installation has impacted sidewalks. This project will allow for the use of suspended pavement, structural soils, and root barrier to assist in abating these matters citywide. "

Projected date range: 10/01/2025 to 09/30/2026

II. Cost Summary

Cost Summary	Previous Years	FY 2022/23	FY 2023/24	FY 2024/25	FY 2025/26	FY 2026/27	Future	Total
CONSTRUCTION	-	-	-	-	1,150,000	-	-	1,150,000
FUTURE	-	-	-	-	-	-	4,600,000	4,600,000
Total:	**-**	**-**	**-**	**-**	**1,150,000**	**-**	**4,600,000**	**5,750,000**

III. Fund Summary

Fund Summary	Previous Years	FY 2022/23	FY 2023/24	FY 2024/25	FY 2025/26	FY 2026/27	Future	Total
302 PAY-AS-YOU-GO	-	-	-	-	1,150,000	-	-	1,150,000
FUTURE	-	-	-	-	-	-	4,600,000	4,600,000
Total:	**-**	**-**	**-**	**-**	**1,150,000**	**-**	**4,600,000**	**5,750,000**

MIAMIBEACH

CITY OF MIAMI BEACH
FY 2023 - 2027 Capital Budget and 5-Year Capital Improvement Plan

I. General

CLASSROOM BLDG KITTY CAMPUS ROOF **RENEWAL & REPLACEMENT**

Project Number: 66722

Department: PROPERTY MANAGEMENT

Location:

Description: The Facilities and Fleet Management Department is requesting funding to execute the Classroom Building (Kitty Campus) Roof Coating project. This project is required to fix current water leaks and will also prevent further damages caused by weather conditions. Furthermore, the roof coating at the Classroom Building (Kitty Campus) will increase the roof's life by ten years.

Projected date range: 07/06/2022 to 12/31/2022

II. Cost Summary

Cost Summary	Previous Years	FY 2022/23	FY 2023/24	FY 2024/25	FY 2025/26	FY 2026/27	Future	Total
CONTRACTED SERVICES REPAIR	35,000	-	-	-	-	-	-	35,000
Total:	**35,000**	**-**	**-**	**-**	**-**	**-**	**-**	**35,000**

III. Fund Summary

Fund Summary	Previous Years	FY 2022/23	FY 2023/24	FY 2024/25	FY 2025/26	FY 2026/27	Future	Total
302 PAY-AS-YOU-GO	35,000	-	-	-	-	-	-	35,000
Total:	**35,000**	**-**	**-**	**-**	**-**	**-**	**-**	**35,000**

MIAMIBEACH

CITY OF MIAMI BEACH
FY 2023 - 2027 Capital Budget and 5-Year Capital Improvement Plan

I. General

CODE / HOUSING OFFICES RELOCATION **RENEWAL & REPLACEMENT**

Project Number: 65319

Department: PROPERTY MANAGEMENT

Location: SOUTH BEACH

Description: This request is to allocate the funds intended for Capital Renewal and Replacement of the 555 17 Street building for to fund the relocation of various departments. Due to our limited footprint and space constraints the reconfiguration and relocation of other departments in addition to Housing and Code such as ODPI, Environment and Sustainability, Grants, Internal Audit, and OBPI is an essential part of growth and development. The scope of work under this project includes, relocation costs, space planning of the new locations to accommodate the departments, I.T., electrical requirements for functionality, air distribution assessments as needed, and storage of furniture or other miscellaneous items. The projects below will no longer be needed due to the building being demolished for the construction of the Convention Center Hotel, these funds may now be utilized for the department's relocation needs.

Projected date range: 03/05/2019 to 12/31/2022

II. Cost Summary

Cost Summary	Previous Years	FY 2022/23	FY 2023/24	FY 2024/25	FY 2025/26	FY 2026/27	Future	Total
CONTRACTED SERVICES REPAIR	542,100	-	-	-	-	-	-	542,100
PROFESSIONAL SERVICES	35,100	-	-	-	-	-	-	35,100
Total:	**577,200**	**-**	**-**	**-**	**-**	**-**	**-**	**577,200**

III. Fund Summary

Fund Summary	Previous Years	FY 2022/23	FY 2023/24	FY 2024/25	FY 2025/26	FY 2026/27	Future	Total
125 CAPITAL RENEWAL & REPLACEMENT	577,200	-	-	-	-	-	-	577,200
Total:	**577,200**	**-**	**-**	**-**	**-**	**-**	**-**	**577,200**

MIAMIBEACH

CITY OF MIAMI BEACH
FY 2023 - 2027 Capital Budget and 5-Year Capital Improvement Plan

I. General

COLONY THEATER - FIRE ALARM SYSTEM **RENEWAL & REPLACEMENT**

Project Number:	64819
Department:	PROPERTY MANAGEMENT
Location:	SOUTH BEACH
Description:	The current alarm system and panel are not up to code. The upgrade will allow for the system to withstand the presence of fog.
Projected date range:	10/01/2018 to 12/31/2022

II. Cost Summary

Cost Summary	Previous Years	FY 2022/23	FY 2023/24	FY 2024/25	FY 2025/26	FY 2026/27	Future	Total
CONTRACTED SERVICES REPAIR	64,628	-	-	-	-	-	-	64,628
PROFESSIONAL SERVICES	13,122	-	-	-	-	-	-	13,122
PROGRAM MANAGEMENT	250	-	-	-	-	-	-	250
Total:	**78,000**	**-**	**-**	**-**	**-**	**-**	**-**	**78,000**

III. Fund Summary

Fund Summary	Previous Years	FY 2022/23	FY 2023/24	FY 2024/25	FY 2025/26	FY 2026/27	Future	Total
164 RDA CITY CENTER RENEWAL & REPL	78,000	-	-	-	-	-	-	78,000
Total:	**78,000**	**-**	**-**	**-**	**-**	**-**	**-**	**78,000**

MIAMIBEACH

CITY OF MIAMI BEACH
FY 2023 - 2027 Capital Budget and 5-Year Capital Improvement Plan

I. General

COLONY THEATER ACOUSTIC CURTAINS **RENEWAL & REPLACEMENT**

Project Number:	61724
Department:	PROPERTY MANAGEMENT
Location:	SOUTH BEACH
Description:	Custom acoustic curtains and resonators for Colony Theater
Projected date range:	10/01/2023 to 09/30/2026

II. Cost Summary

Cost Summary	Previous Years	FY 2022/23	FY 2023/24	FY 2024/25	FY 2025/26	FY 2026/27	Future	Total
CONSTRUCTION	-	-	-	-	50,000	-	-	50,000
Total:	**-**	**-**	**-**	**-**	**50,000**	**-**	**-**	**50,000**

III. Fund Summary

Fund Summary	Previous Years	FY 2022/23	FY 2023/24	FY 2024/25	FY 2025/26	FY 2026/27	Future	Total
305 SB QUALITY OF LIFE REST.TAX 1%	-	-	-	-	50,000	-	-	50,000
Total:	**-**	**-**	**-**	**-**	**50,000**	**-**	**-**	**50,000**

MIAMIBEACH

CITY OF MIAMI BEACH
FY 2023 - 2027 Capital Budget and 5-Year Capital Improvement Plan

I. General

COLONY THEATER DOMESTIC WATER PUMP **RENEWAL & REPLACEMENT**

Project Number:	62128
Department:	PROPERTY MANAGEMENT
Location:	SOUTH BEACH
Description:	Entry door/storefront replacement
Projected date range:	10/01/2026 to 09/30/2027

II. Cost Summary

Cost Summary	Previous Years	FY 2022/23	FY 2023/24	FY 2024/25	FY 2025/26	FY 2026/27	Future	Total
FUTURE	-	-	-	-	-	-	69,680	69,680
Total:	**-**	**-**	**-**	**-**	**-**	**-**	**69,680**	**69,680**

III. Fund Summary

Fund Summary	Previous Years	FY 2022/23	FY 2023/24	FY 2024/25	FY 2025/26	FY 2026/27	Future	Total
FUTURE	-	-	-	-	-	-	69,680	69,680
Total:	**-**	**-**	**-**	**-**	**-**	**-**	**69,680**	**69,680**

MIAMIBEACH

CITY OF MIAMI BEACH
FY 2023 - 2027 Capital Budget and 5-Year Capital Improvement Plan

I. General

COLONY THEATER ELEVATOR **RENEWAL & REPLACEMENT**

Project Number:	62021
Department:	PROPERTY MANAGEMENT
Location:	SOUTH BEACH
Description:	The project will consist of a full modernization of the elevator and elevator lifts at the Colony Theater.
Projected date range:	10/01/2021 to 12/31/2022

II. Cost Summary

Cost Summary	Previous Years	FY 2022/23	FY 2023/24	FY 2024/25	FY 2025/26	FY 2026/27	Future	Total
CONTRACTED SERVICES REPAIR	87,000	-	-	-	-	-	-	87,000
Total:	**87,000**	**-**	**-**	**-**	**-**	**-**	**-**	**87,000**

III. Fund Summary

Fund Summary	Previous Years	FY 2022/23	FY 2023/24	FY 2024/25	FY 2025/26	FY 2026/27	Future	Total
305 SB QUALITY OF LIFE REST.TAX 1%	87,000	-	-	-	-	-	-	87,000
Total:	**87,000**	**-**	**-**	**-**	**-**	**-**	**-**	**87,000**

MIAMIBEACH

CITY OF MIAMI BEACH
FY 2023 - 2027 Capital Budget and 5-Year Capital Improvement Plan

I. General

COLONY THEATER ENTRY DOOR **RENEWAL & REPLACEMENT**

Project Number:	61325
Department:	PROPERTY MANAGEMENT
Location:	SOUTH BEACH
Description:	Entry door/storefront replacement
Projected date range:	10/01/2024 to 09/30/2025

II. Cost Summary

Cost Summary	Previous Years	FY 2022/23	FY 2023/24	FY 2024/25	FY 2025/26	FY 2026/27	Future	Total
FUTURE	-	-	-	-	-	-	294,800	294,800
Total:	**-**	**-**	**-**	**-**	**-**	**-**	**294,800**	**294,800**

III. Fund Summary

Fund Summary	Previous Years	FY 2022/23	FY 2023/24	FY 2024/25	FY 2025/26	FY 2026/27	Future	Total
FUTURE	-	-	-	-	-	-	294,800	294,800
Total:	**-**	**-**	**-**	**-**	**-**	**-**	**294,800**	**294,800**

MIAMIBEACH

CITY OF MIAMI BEACH
FY 2023 - 2027 Capital Budget and 5-Year Capital Improvement Plan

I. General

COLONY THEATER EXIT SIGN RENEWAL **RENEWAL & REPLACEMENT**

Project Number:	63222
Department:	PROPERTY MANAGEMENT
Location:	SOUTH BEACH
Description:	The project will consist of replacing the fire exit signs for the facility. This will also require additional fire exit signs added for the configuration of the back of house and on stage due to performances.
Projected date range:	10/01/2021 to 12/31/2023

II. Cost Summary

Cost Summary	Previous Years	FY 2022/23	FY 2023/24	FY 2024/25	FY 2025/26	FY 2026/27	Future	Total
RENOVATION	-	-	36,000	-	-	-	-	36,000
Total:	**-**	**-**	**36,000**	**-**	**-**	**-**	**-**	**36,000**

III. Fund Summary

Fund Summary	Previous Years	FY 2022/23	FY 2023/24	FY 2024/25	FY 2025/26	FY 2026/27	Future	Total
305 SB QUALITY OF LIFE REST.TAX 1%	-	-	36,000	-	-	-	-	36,000
Total:	**-**	**-**	**36,000**	**-**	**-**	**-**	**-**	**36,000**

MIAMIBEACH

CITY OF MIAMI BEACH
FY 2023 - 2027 Capital Budget and 5-Year Capital Improvement Plan

I. General

COLONY THEATER EXTERIOR PAINTING **RENEWAL & REPLACEMENT**

Project Number:	62321
Department:	PROPERTY MANAGEMENT
Location:	SOUTH BEACH
Description:	The project will consist of repainting of the exterior of the Colony Theater. This will enhance the Art Deco and Historic theme of the building.
Projected date range:	10/01/2021 to 12/31/2023

II. Cost Summary

Cost Summary	Previous Years	FY 2022/23	FY 2023/24	FY 2024/25	FY 2025/26	FY 2026/27	Future	Total
CONTRACTED SERVICES REPAIR	-	-	68,000	-	-	-	-	68,000
Total:	**-**	**-**	**68,000**	**-**	**-**	**-**	**-**	**68,000**

III. Fund Summary

Fund Summary	Previous Years	FY 2022/23	FY 2023/24	FY 2024/25	FY 2025/26	FY 2026/27	Future	Total
305 SB QUALITY OF LIFE REST.TAX 1%	-	-	68,000	-	-	-	-	68,000
Total:	**-**	**-**	**68,000**	**-**	**-**	**-**	**-**	**68,000**

MIAMIBEACH

CITY OF MIAMI BEACH
FY 2023 - 2027 Capital Budget and 5-Year Capital Improvement Plan

I. General

COLONY THEATER EXTERIOR PAINTING **RENEWAL & REPLACEMENT**

Project Number:	60925
Department:	PROPERTY MANAGEMENT
Location:	SOUTH BEACH
Description:	Exterior painting of Colony Theater
Projected date range:	10/01/2024 to 09/30/2027

II. Cost Summary

Cost Summary	Previous Years	FY 2022/23	FY 2023/24	FY 2024/25	FY 2025/26	FY 2026/27	Future	Total
RENOVATION	-	-	-	-	-	224,000	-	224,000
Total:	**-**	**-**	**-**	**-**	**-**	**224,000**	**-**	**224,000**

III. Fund Summary

Fund Summary	Previous Years	FY 2022/23	FY 2023/24	FY 2024/25	FY 2025/26	FY 2026/27	Future	Total
305 SB QUALITY OF LIFE REST.TAX 1%	-	-	-	-	-	224,000	-	224,000
Total:	**-**	**-**	**-**	**-**	**-**	**224,000**	**-**	**224,000**

MIAMIBEACH

CITY OF MIAMI BEACH
FY 2023 - 2027 Capital Budget and 5-Year Capital Improvement Plan

I. General

COLONY THEATER IMPACT GLASS **RENEWAL & REPLACEMENT**

Project Number:	64123
Department:	PROPERTY MANAGEMENT
Location:	SOUTH BEACH
Description:	This project will consist of installing impact glass to the front entry of 1040 Lincoln Road.
Projected date range:	10/01/2022 to 09/30/2024

II. Cost Summary

Cost Summary	Previous Years	FY 2022/23	FY 2023/24	FY 2024/25	FY 2025/26	FY 2026/27	Future	Total
CONTRACTED SERVICES REPAIR	-	-	103,000	-	-	-	-	103,000
Total:	**-**	**-**	**103,000**	**-**	**-**	**-**	**-**	**103,000**

III. Fund Summary

Fund Summary	Previous Years	FY 2022/23	FY 2023/24	FY 2024/25	FY 2025/26	FY 2026/27	Future	Total
305 SB QUALITY OF LIFE REST.TAX 1%	-	-	103,000	-	-	-	-	103,000
Total:	**-**	**-**	**103,000**	**-**	**-**	**-**	**-**	**103,000**

MIAMIBEACH

CITY OF MIAMI BEACH
FY 2023 - 2027 Capital Budget and 5-Year Capital Improvement Plan

I. General

COLONY THEATER LED LIGHTS UPGRADE **RENEWAL & REPLACEMENT**

Project Number:	62421
Department:	PROPERTY MANAGEMENT
Location:	SOUTH BEACH
Description:	Led lighting uprade
Projected date range:	10/01/2021 to 12/31/2023

II. Cost Summary

Cost Summary	Previous Years	FY 2022/23	FY 2023/24	FY 2024/25	FY 2025/26	FY 2026/27	Future	Total
RENOVATION	-	-	40,000	-	-	-	-	40,000
Total:	**-**	**-**	**40,000**	**-**	**-**	**-**	**-**	**40,000**

III. Fund Summary

Fund Summary	Previous Years	FY 2022/23	FY 2023/24	FY 2024/25	FY 2025/26	FY 2026/27	Future	Total
305 SB QUALITY OF LIFE REST.TAX 1%	-	-	40,000	-	-	-	-	40,000
Total:	**-**	**-**	**40,000**	**-**	**-**	**-**	**-**	**40,000**

MIAMIBEACH

CITY OF MIAMI BEACH
FY 2023 - 2027 Capital Budget and 5-Year Capital Improvement Plan

I. General

COLONY THEATER LOADING DOCK DOORS **RENEWAL & REPLACEMENT**

Project Number: 61226
Department: PROPERTY MANAGEMENT
Location:
Description: Loading Dock door and liftgate replacement at Colony Theater
Projected date range: 10/01/2025 to 09/30/2026

II. Cost Summary

Cost Summary	Previous Years	FY 2022/23	FY 2023/24	FY 2024/25	FY 2025/26	FY 2026/27	Future	Total
RENOVATION	-	-	-	-	55,000	-	-	55,000
Total:	**-**	**-**	**-**	**-**	**55,000**	**-**	**-**	**55,000**

III. Fund Summary

Fund Summary	Previous Years	FY 2022/23	FY 2023/24	FY 2024/25	FY 2025/26	FY 2026/27	Future	Total
305 SB QUALITY OF LIFE REST.TAX 1%	-	-	-	-	55,000	-	-	55,000
Total:	**-**	**-**	**-**	**-**	**55,000**	**-**	**-**	**55,000**

MIAMIBEACH

CITY OF MIAMI BEACH
FY 2023 - 2027 Capital Budget and 5-Year Capital Improvement Plan

I. General

COLONY THEATER RESTROOM RENOVATION **RENEWAL & REPLACEMENT**

Project Number:	62221
Department:	PROPERTY MANAGEMENT
Location:	SOUTH BEACH
Description:	This project will consist of the renovation of both public bathrooms at the Colony Theater to get them up to ADA compliance and for accessibility.
Projected date range:	10/01/2021 to 12/31/2023

II. Cost Summary

Cost Summary	Previous Years	FY 2022/23	FY 2023/24	FY 2024/25	FY 2025/26	FY 2026/27	Future	Total
CONTRACTED SERVICES REPAIR	-	-	73,000	-	-	-	-	73,000
Total:	**-**	**-**	**73,000**	**-**	**-**	**-**	**-**	**73,000**

III. Fund Summary

Fund Summary	Previous Years	FY 2022/23	FY 2023/24	FY 2024/25	FY 2025/26	FY 2026/27	Future	Total
305 SB QUALITY OF LIFE REST.TAX 1%	-	-	73,000	-	-	-	-	73,000
Total:	**-**	**-**	**73,000**	**-**	**-**	**-**	**-**	**73,000**

MIAMIBEACH

CITY OF MIAMI BEACH
FY 2023 - 2027 Capital Budget and 5-Year Capital Improvement Plan

I. General

COLONY THEATER ROOF HATCH REPLMT. **RENEWAL & REPLACEMENT**

Project Number:	61425
Department:	PROPERTY MANAGEMENT
Location:	SOUTH BEACH
Description:	HVAC Replacements
Projected date range:	10/01/2024 to 09/30/2025

II. Cost Summary

Cost Summary	Previous Years	FY 2022/23	FY 2023/24	FY 2024/25	FY 2025/26	FY 2026/27	Future	Total
FUTURE	-	-	-	-	-	-	40,200	40,200
Total:	**-**	**-**	**-**	**-**	**-**	**-**	**40,200**	**40,200**

III. Fund Summary

Fund Summary	Previous Years	FY 2022/23	FY 2023/24	FY 2024/25	FY 2025/26	FY 2026/27	Future	Total
FUTURE	-	-	-	-	-	-	40,200	40,200
Total:	**-**	**-**	**-**	**-**	**-**	**-**	**40,200**	**40,200**

MIAMIBEACH

CITY OF MIAMI BEACH
FY 2023 - 2027 Capital Budget and 5-Year Capital Improvement Plan

I. General

CONV.CTR PARKING DECK CRACKS REPAIR **RENEWAL & REPLACEMENT**

Project Number:	67322
Department:	PROPERTY MANAGEMENT
Location:	SOUTH BEACH
Description:	Convention Center parking deck cracks repair (does not include sealing and restriping)
Projected date range:	10/01/2021 to 12/31/2022

II. Cost Summary

Cost Summary	Previous Years	FY 2022/23	FY 2023/24	FY 2024/25	FY 2025/26	FY 2026/27	Future	Total
CONSTRUCTION	280,000	-	-	-	-	-	-	280,000
Total:	**280,000**	**-**	**-**	**-**	**-**	**-**	**-**	**280,000**

III. Fund Summary

Fund Summary	Previous Years	FY 2022/23	FY 2023/24	FY 2024/25	FY 2025/26	FY 2026/27	Future	Total
443 CONV CTR RENEWAL AND REPLACE	280,000	-	-	-	-	-	-	280,000
Total:	**280,000**	**-**	**-**	**-**	**-**	**-**	**-**	**280,000**

MIAMIBEACH

CITY OF MIAMI BEACH
FY 2023 - 2027 Capital Budget and 5-Year Capital Improvement Plan

I. General

CONV.CTR. ADDITNL SECURITY CAMERAS **RENEWAL & REPLACEMENT**

Project Number: 65122

Department: TOURISM & CULTURAL DEPARTMENT

Location: SOUTH BEACH

Description: Add (55) cctv cameras to the exterior to the existing infrastructure, to include cctv cameras, wiring, poe network switches, programming and commissioning.

Add (70) cctv cameras in the interior to the existing infrastructure in the exhibit halls, to include cctv cameras, wiring, poe network switches, programming and commissioning.

Projected date range: 10/01/2021 to 12/31/2022

II. Cost Summary

Cost Summary	Previous Years	FY 2022/23	FY 2023/24	FY 2024/25	FY 2025/26	FY 2026/27	Future	Total
CAPITAL MISCELLANEOUS	250,000	350,000	-	-	-	-	-	600,000
Total:	**250,000**	**350,000**	**-**	**-**	**-**	**-**	**-**	**600,000**

III. Fund Summary

Fund Summary	Previous Years	FY 2022/23	FY 2023/24	FY 2024/25	FY 2025/26	FY 2026/27	Future	Total
443 CONV CTR RENEWAL AND REPLACE	250,000	350,000	-	-	-	-	-	600,000
Total:	**250,000**	**350,000**	**-**	**-**	**-**	**-**	**-**	**600,000**

MIAMIBEACH

CITY OF MIAMI BEACH
FY 2023 - 2027 Capital Budget and 5-Year Capital Improvement Plan

I. General

CONV.CTR. EXHIBIT HALLS FIRE STROBE **RENEWAL & REPLACEMENT**

Project Number:	65023
Department:	TOURISM & CULTURAL DEPARTMENT
Location:	SOUTH BEACH
Description:	Add (144) white ceiling mounted strobes, (16) power supplies, (16) control modules to include full installation, programing and commissioning.
Projected date range:	10/01/2022 to 09/30/2023

II. Cost Summary

Cost Summary	Previous Years	FY 2022/23	FY 2023/24	FY 2024/25	FY 2025/26	FY 2026/27	Future	Total
CONTRACTED SERVICES REPAIR	-	300,000	-	-	-	-	-	300,000
Total:	**-**	**300,000**	**-**	**-**	**-**	**-**	**-**	**300,000**

III. Fund Summary

Fund Summary	Previous Years	FY 2022/23	FY 2023/24	FY 2024/25	FY 2025/26	FY 2026/27	Future	Total
443 CONV CTR RENEWAL AND REPLACE	-	300,000	-	-	-	-	-	300,000
Total:	**-**	**300,000**	**-**	**-**	**-**	**-**	**-**	**300,000**

MIAMIBEACH

CITY OF MIAMI BEACH
FY 2023 - 2027 Capital Budget and 5-Year Capital Improvement Plan

I. General

CONV.CTR. RUBBER WALLS REPLACEMENT **RENEWAL & REPLACEMENT**

Project Number:	65022
Department:	TOURISM & CULTURAL DEPARTMENT
Location:	SOUTH BEACH
Description:	Project Includes removal and disposal of the old EPDM rubber membrane on both Northeast and Southeast walls, to include replacing with fully adhered TPO materials. Estimated cost $184,000.
Projected date range:	10/01/2021 to 12/31/2022

II. Cost Summary

Cost Summary	Previous Years	FY 2022/23	FY 2023/24	FY 2024/25	FY 2025/26	FY 2026/27	Future	Total
CAPITAL MISCELLANEOUS	184,000	-	-	-	-	-	-	184,000
Total:	**184,000**	**-**	**-**	**-**	**-**	**-**	**-**	**184,000**

III. Fund Summary

Fund Summary	Previous Years	FY 2022/23	FY 2023/24	FY 2024/25	FY 2025/26	FY 2026/27	Future	Total
443 CONV CTR RENEWAL AND REPLACE	184,000	-	-	-	-	-	-	184,000
Total:	**184,000**	**-**	**-**	**-**	**-**	**-**	**-**	**184,000**

MIAMIBEACH

CITY OF MIAMI BEACH
FY 2023 - 2027 Capital Budget and 5-Year Capital Improvement Plan

I. General

CONV.CTR. VIBRATION ISOLATORS **RENEWAL & REPLACEMENT**

Project Number:	65123
Department:	PROPERTY MANAGEMENT
Location:	SOUTH BEACH
Description:	Install missing vibration isolators. Current specifications will match existing isolators.
Projected date range:	10/01/2022 to 09/30/2023

II. Cost Summary

Cost Summary	Previous Years	FY 2022/23	FY 2023/24	FY 2024/25	FY 2025/26	FY 2026/27	Future	Total
CONTRACTED SERVICES REPAIR	-	100,000	-	-	-	-	-	100,000
Total:	**-**	**100,000**	**-**	**-**	**-**	**-**	**-**	**100,000**

III. Fund Summary

Fund Summary	Previous Years	FY 2022/23	FY 2023/24	FY 2024/25	FY 2025/26	FY 2026/27	Future	Total
443 CONV CTR RENEWAL AND REPLACE	-	100,000	-	-	-	-	-	100,000
Total:	**-**	**100,000**	**-**	**-**	**-**	**-**	**-**	**100,000**

MIAMIBEACH

CITY OF MIAMI BEACH
FY 2023 - 2027 Capital Budget and 5-Year Capital Improvement Plan

I. General

CONVENTION CTR. EXHIBIT HALL LIGHTS **RENEWAL & REPLACEMENT**

Project Number:	65223
Department:	PROPERTY MANAGEMENT
Location:	SOUTH BEACH
Description:	Installation of Exhibit Hall lights
Projected date range:	10/01/2022 to 09/30/2023

II. Cost Summary

Cost Summary	Previous Years	FY 2022/23	FY 2023/24	FY 2024/25	FY 2025/26	FY 2026/27	Future	Total
CONTRACTED SERVICES REPAIR	-	60,000	-	-	-	-	-	60,000
Total:	**-**	**60,000**	**-**	**-**	**-**	**-**	**-**	**60,000**

III. Fund Summary

Fund Summary	Previous Years	FY 2022/23	FY 2023/24	FY 2024/25	FY 2025/26	FY 2026/27	Future	Total
443 CONV CTR RENEWAL AND REPLACE	-	60,000	-	-	-	-	-	60,000
Total:	**-**	**60,000**	**-**	**-**	**-**	**-**	**-**	**60,000**

MIAMIBEACH

CITY OF MIAMI BEACH
FY 2023 - 2027 Capital Budget and 5-Year Capital Improvement Plan

I. General

CRESPI PARK BUILDING RENOVATION **RENEWAL & REPLACEMENT**

Project Number:	64527
Department:	PROPERTY MANAGEMENT
Location:	NORTH BEACH
Description:	Full renovation of Crespi Park Building (including fixtures, finishes and accessories)
Projected date range:	10/01/2027 to 09/30/2028

II. Cost Summary

Cost Summary	Previous Years	FY 2022/23	FY 2023/24	FY 2024/25	FY 2025/26	FY 2026/27	Future	Total
FUTURE	-	-	-	-	-	-	62,000	62,000
Total:	**-**	**-**	**-**	**-**	**-**	**-**	**62,000**	**62,000**

III. Fund Summary

Fund Summary	Previous Years	FY 2022/23	FY 2023/24	FY 2024/25	FY 2025/26	FY 2026/27	Future	Total
FUTURE	-	-	-	-	-	-	62,000	62,000
Total:	**-**	**-**	**-**	**-**	**-**	**-**	**62,000**	**62,000**

MIAMIBEACH

CITY OF MIAMI BEACH
FY 2023 - 2027 Capital Budget and 5-Year Capital Improvement Plan

I. General

DRONE FLEET REPLACEMENT **RENEWAL & REPLACEMENT**

Project Number: 69227

Department: POLICE CHIEF OFFICE

Location: CITYWIDE

Description: The police department currently has a fleet of ten (10) DJI brand drones in the drone program. All but a few were acquired around 2016 as the drone program was established. These are all DJI brand, which has since been eliminated from the list of acceptable manufacturers of drones for use by law enforcement in the State of Florida. This is due to a ban on Chinese-manufactured drones becoming effective January 1, 2023. At this point in time, PD will no longer be legally able to operate these drones. Coincidentally, the age of our fleet is also such that upgrades would have been necessary anyway. The PD is requesting funding to replace the entire fleet of drones to come into compliance with Florida Law and to eventually expand the drone program to fourteen units (14) as additional pilots are trained. This budget request will include five drones (2xParrot Anafi USA@$14,500 ea.)+(3xTeal Drones Golden Eagle@$14,900 ea.) in each of the first two budget years and four in year three (FY 25). Also, licensing is required for the software necessary for 2D and 3D mapping ($5,000 per license per yr.) used in crash and disaster reconstruction included in the annual O&M request.

Projected date range: 10/01/2027 to 09/30/2028

II. Cost Summary

Cost Summary	Previous Years	FY 2022/23	FY 2023/24	FY 2024/25	FY 2025/26	FY 2026/27	Future	Total
FUTURE	-	-	-	-	-	-	200,000	200,000
Total:	**-**	**-**	**-**	**-**	**-**	**-**	**200,000**	**200,000**

III. Fund Summary

Fund Summary	Previous Years	FY 2022/23	FY 2023/24	FY 2024/25	FY 2025/26	FY 2026/27	Future	Total
FUTURE	-	-	-	-	-	-	200,000	200,000
Total:	**-**	**-**	**-**	**-**	**-**	**-**	**200,000**	**200,000**

MIAMIBEACH

CITY OF MIAMI BEACH
FY 2023 - 2027 Capital Budget and 5-Year Capital Improvement Plan

I. General

DUNES ENHACEMENTS AND RESTORATION **RENEWAL & REPLACEMENT**

Project Number: 61326

Department: ENVIRONMENT SUSTAINABILITY

Location: CITYWIDE

Description: Increase resilience of the dune system to provide storm surge protection to upland properties and assets, prevent flooding, prevent coastal erosion, and provide defense against sea level rise.

Projected date range: 10/01/2025 to 09/30/2026

II. Cost Summary

Cost Summary	Previous Years	FY 2022/23	FY 2023/24	FY 2024/25	FY 2025/26	FY 2026/27	Future	Total
CONSTRUCTION	-	-	-	-	362,000	-	-	362,000
FUTURE	-	-	-	-	-	-	1,448,000	1,448,000
Total:	**-**	**-**	**-**	**-**	**362,000**	**-**	**1,448,000**	**1,810,000**

III. Fund Summary

Fund Summary	Previous Years	FY 2022/23	FY 2023/24	FY 2024/25	FY 2025/26	FY 2026/27	Future	Total
302 PAY-AS-YOU-GO	-	-	-	-	362,000	-	-	362,000
FUTURE	-	-	-	-	-	-	1,448,000	1,448,000
Total:	**-**	**-**	**-**	**-**	**362,000**	**-**	**1,448,000**	**1,810,000**

MIAMIBEACH

CITY OF MIAMI BEACH
FY 2023 - 2027 Capital Budget and 5-Year Capital Improvement Plan

I. General

EAST CHILLED WATER PIPING INSUL. **RENEWAL & REPLACEMENT**

Project Number:	67422
Department:	PROPERTY MANAGEMENT
Location:	SOUTH BEACH
Description:	Convention Center east chilled water piping insulation repairs
Projected date range:	10/01/2021 to 12/31/2022

II. Cost Summary

Cost Summary	Previous Years	FY 2022/23	FY 2023/24	FY 2024/25	FY 2025/26	FY 2026/27	Future	Total
CONSTRUCTION	35,000	-	-	-	-	-	-	35,000
Total:	**35,000**	**-**	**-**	**-**	**-**	**-**	**-**	**35,000**

III. Fund Summary

Fund Summary	Previous Years	FY 2022/23	FY 2023/24	FY 2024/25	FY 2025/26	FY 2026/27	Future	Total
443 CONV CTR RENEWAL AND REPLACE	35,000	-	-	-	-	-	-	35,000
Total:	**35,000**	**-**	**-**	**-**	**-**	**-**	**-**	**35,000**

MIAMIBEACH

CITY OF MIAMI BEACH
FY 2023 - 2027 Capital Budget and 5-Year Capital Improvement Plan

I. General

ELECTRIC VEHICLE CHARGING STATIONS **RENEWAL & REPLACEMENT**

Project Number:	60525
Department:	PROPERTY MANAGEMENT
Location:	NORTH BEACH
Description:	Installation of new EV Charging Stations for City Vehicles (various locations)
Projected date range:	10/01/2024 to 09/30/2025

II. Cost Summary

Cost Summary	Previous Years	FY 2022/23	FY 2023/24	FY 2024/25	FY 2025/26	FY 2026/27	Future	Total
RENOVATION	-	-	-	6,961	-	-	-	6,961
Total:	**-**	**-**	**-**	**6,961**	**-**	**-**	**-**	**6,961**

III. Fund Summary

Fund Summary	Previous Years	FY 2022/23	FY 2023/24	FY 2024/25	FY 2025/26	FY 2026/27	Future	Total
125 CAPITAL RENEWAL & REPLACEMENT	-	-	-	6,961	-	-	-	6,961
Total:	**-**	**-**	**-**	**6,961**	**-**	**-**	**-**	**6,961**

MIAMIBEACH

CITY OF MIAMI BEACH
FY 2023 - 2027 Capital Budget and 5-Year Capital Improvement Plan

I. General

ELECTRIC VEHICLE CHARGING STATIONS **RENEWAL & REPLACEMENT**

Project Number: 60625
Department: PROPERTY MANAGEMENT
Location: CITYWIDE
Description: Installation of new EV Charging Stations for City Vehicles (various locations)
Projected date range: 10/01/2024 to 09/30/2025

II. Cost Summary

Cost Summary	Previous Years	FY 2022/23	FY 2023/24	FY 2024/25	FY 2025/26	FY 2026/27	Future	Total
RENOVATION	-	-	-	373,000	-	-	-	373,000
Total:	**-**	**-**	**-**	**373,000**	**-**	**-**	**-**	**373,000**

III. Fund Summary

Fund Summary	Previous Years	FY 2022/23	FY 2023/24	FY 2024/25	FY 2025/26	FY 2026/27	Future	Total
125 CAPITAL RENEWAL & REPLACEMENT	-	-	-	373,000	-	-	-	373,000
Total:	**-**	**-**	**-**	**373,000**	**-**	**-**	**-**	**373,000**

MIAMIBEACH

CITY OF MIAMI BEACH
FY 2023 - 2027 Capital Budget and 5-Year Capital Improvement Plan

I. General

ELECTRO WAVE EXTERIOR & INTERIOR PAINTING **RENEWAL & REPLACEMENT**

Project Number:	61926
Department:	PROPERTY MANAGEMENT
Location:	SOUTH BEACH
Description:	Exterior and Interior painting of Electrowave building
Projected date range:	10/01/2022 to 09/30/2026

II. Cost Summary

Cost Summary	Previous Years	FY 2022/23	FY 2023/24	FY 2024/25	FY 2025/26	FY 2026/27	Future	Total
RENOVATION	-	-	-	-	28,000	-	-	28,000
Total:	**-**	**-**	**-**	**-**	**28,000**	**-**	**-**	**28,000**

III. Fund Summary

Fund Summary	Previous Years	FY 2022/23	FY 2023/24	FY 2024/25	FY 2025/26	FY 2026/27	Future	Total
435 SANITATION ENTERPRISE FUND	-	-	-	-	28,000	-	-	28,000
Total:	**-**	**-**	**-**	**-**	**28,000**	**-**	**-**	**28,000**

MIAMIBEACH

CITY OF MIAMI BEACH
FY 2023 - 2027 Capital Budget and 5-Year Capital Improvement Plan

I. General

ELECTRO WAVE ROOF REPAIRS **RENEWAL & REPLACEMENT**

Project Number:	67823
Department:	PROPERTY MANAGEMENT
Location:	SOUTH BEACH
Description:	Roof repairs at Electrovore building
Projected date range:	10/01/2022 to 09/30/2023

II. Cost Summary

Cost Summary	Previous Years	FY 2022/23	FY 2023/24	FY 2024/25	FY 2025/26	FY 2026/27	Future	Total
RENOVATION	-	17,000	-	-	-	-	-	17,000
Total:	**-**	**17,000**	**-**	**-**	**-**	**-**	**-**	**17,000**

III. Fund Summary

Fund Summary	Previous Years	FY 2022/23	FY 2023/24	FY 2024/25	FY 2025/26	FY 2026/27	Future	Total
435 SANITATION ENTERPRISE FUND	-	17,000	-	-	-	-	-	17,000
Total:	**-**	**17,000**	**-**	**-**	**-**	**-**	**-**	**17,000**

MIAMIBEACH

CITY OF MIAMI BEACH
FY 2023 - 2027 Capital Budget and 5-Year Capital Improvement Plan

I. General

ENERGY CONSUMPTION MANAGEMENT INTEG **RENEWAL & REPLACEMENT**

Project Number:	67722
Department:	PROPERTY MANAGEMENT
Location:	SOUTH BEACH
Description:	Energy consumption management integration system: Eaton Pow-R-Line metering management tool
Projected date range:	10/01/2021 to 12/31/2022

II. Cost Summary

Cost Summary	Previous Years	FY 2022/23	FY 2023/24	FY 2024/25	FY 2025/26	FY 2026/27	Future	Total
CONSTRUCTION	35,000	-	-	-	-	-	-	35,000
Total:	**35,000**	**-**	**-**	**-**	**-**	**-**	**-**	**35,000**

III. Fund Summary

Fund Summary	Previous Years	FY 2022/23	FY 2023/24	FY 2024/25	FY 2025/26	FY 2026/27	Future	Total
443 CONV CTR RENEWAL AND REPLACE	35,000	-	-	-	-	-	-	35,000
Total:	**35,000**	**-**	**-**	**-**	**-**	**-**	**-**	**35,000**

MIAMIBEACH

CITY OF MIAMI BEACH
FY 2023 - 2027 Capital Budget and 5-Year Capital Improvement Plan

I. General

EXHIBIT HALL COLUMNS FITTING INSTAL **RENEWAL & REPLACEMENT**

Project Number: 20226

Department: TOURISM & CULTURAL DEPARTMENT

Location: SOUTH BEACH

Description: Install a fitting in the exhibit hall columns to facilitate running air and water lines at all the columns underground into the floor boxes. Install a fitting in the exhibit hall columns to facilitate running air and water lines at all the columns underground into the floor boxes. There is a 4” line that runs down the column into the floor boxes.

Projected date range: 10/01/2025 to 09/30/2026

II. Cost Summary

Cost Summary	Previous Years	FY 2022/23	FY 2023/24	FY 2024/25	FY 2025/26	FY 2026/27	Future	Total
CONSTRUCTION	-	-	-	-	250,000	-	-	250,000
Total:	**-**	**-**	**-**	**-**	**250,000**	**-**	**-**	**250,000**

III. Fund Summary

Fund Summary	Previous Years	FY 2022/23	FY 2023/24	FY 2024/25	FY 2025/26	FY 2026/27	Future	Total
443 CONV CTR RENEWAL AND REPLACE	-	-	-	-	250,000	-	-	250,000
Total:	**-**	**-**	**-**	**-**	**250,000**	**-**	**-**	**250,000**

MIAMIBEACH

CITY OF MIAMI BEACH
FY 2023 - 2027 Capital Budget and 5-Year Capital Improvement Plan

I. General

EXTERIOR ELEVATOR SHAFTS FRENCH CLEATS **RENEWAL & REPLACEMENT**

Project Number:	63124
Department:	TOURISM & CULTURAL DEPARTMENT
Location:	SOUTH BEACH
Description:	Add French cleats to all glass panels fixed to the exterior elevator shafts. The current installation presents a high risk safety concern to all guest and employees.
Projected date range:	10/01/2023 to 09/30/2024

II. Cost Summary

Cost Summary	Previous Years	FY 2022/23	FY 2023/24	FY 2024/25	FY 2025/26	FY 2026/27	Future	Total
RENOVATION	-	-	750,000	-	-	-	-	750,000
Total:	**-**	**-**	**750,000**	**-**	**-**	**-**	**-**	**750,000**

III. Fund Summary

Fund Summary	Previous Years	FY 2022/23	FY 2023/24	FY 2024/25	FY 2025/26	FY 2026/27	Future	Total
443 CONV CTR RENEWAL AND REPLACE	-	-	750,000	-	-	-	-	750,000
Total:	**-**	**-**	**750,000**	**-**	**-**	**-**	**-**	**750,000**

MIAMIBEACH

CITY OF MIAMI BEACH
FY 2023 - 2027 Capital Budget and 5-Year Capital Improvement Plan

I. General

FACILITY MANAGEMENT AIR COMPRESSOR **RENEWAL & REPLACEMENT**

Project Number:	65924
Department:	PROPERTY MANAGEMENT
Location:	SOUTH BEACH
Description:	Air Compressor Renewal at Facilities Management
Projected date range:	10/01/2023 to 09/30/2024

II. Cost Summary

Cost Summary	Previous Years	FY 2022/23	FY 2023/24	FY 2024/25	FY 2025/26	FY 2026/27	Future	Total
RENOVATION	-	-	25,760	-	-	-	-	25,760
Total:	**-**	**-**	**25,760**	**-**	**-**	**-**	**-**	**25,760**

III. Fund Summary

Fund Summary	Previous Years	FY 2022/23	FY 2023/24	FY 2024/25	FY 2025/26	FY 2026/27	Future	Total
520 PROPERTY MANAGEMENT FUND	-	-	25,760	-	-	-	-	25,760
Total:	**-**	**-**	**25,760**	**-**	**-**	**-**	**-**	**25,760**

MIAMIBEACH

CITY OF MIAMI BEACH
FY 2023 - 2027 Capital Budget and 5-Year Capital Improvement Plan

I. General

FACILITY MANAGEMENT CHILLER RENEWAL **RENEWAL & REPLACEMENT**

Project Number:	65724
Department:	PROPERTY MANAGEMENT
Location:	SOUTH BEACH
Description:	Chiller is at the end of useful life and in need of replacement
Projected date range:	10/01/2022 to 09/30/2023

II. Cost Summary

Cost Summary	Previous Years	FY 2022/23	FY 2023/24	FY 2024/25	FY 2025/26	FY 2026/27	Future	Total
RENOVATION	-	147,000	-	-	-	-	-	147,000
Total:	**-**	**147,000**	**-**	**-**	**-**	**-**	**-**	**147,000**

III. Fund Summary

Fund Summary	Previous Years	FY 2022/23	FY 2023/24	FY 2024/25	FY 2025/26	FY 2026/27	Future	Total
520 PROPERTY MANAGEMENT FUND	-	147,000	-	-	-	-	-	147,000
Total:	**-**	**147,000**	**-**	**-**	**-**	**-**	**-**	**147,000**

MIAMIBEACH

CITY OF MIAMI BEACH
FY 2023 - 2027 Capital Budget and 5-Year Capital Improvement Plan

I. General

FACILITY MANAGEMENT EXTERIOR WATERP **RENEWAL & REPLACEMENT**

Project Number:	65824
Department:	PROPERTY MANAGEMENT
Location:	SOUTH BEACH
Description:	Exterior painting and waterproofing of Facilities Management Facility
Projected date range:	10/01/2022 to 09/30/2023

II. Cost Summary

Cost Summary	Previous Years	FY 2022/23	FY 2023/24	FY 2024/25	FY 2025/26	FY 2026/27	Future	Total
RENOVATION	-	140,000	-	-	-	-	-	140,000
Total:	**-**	**140,000**	**-**	**-**	**-**	**-**	**-**	**140,000**

III. Fund Summary

Fund Summary	Previous Years	FY 2022/23	FY 2023/24	FY 2024/25	FY 2025/26	FY 2026/27	Future	Total
520 PROPERTY MANAGEMENT FUND	-	140,000	-	-	-	-	-	140,000
Total:	**-**	**140,000**	**-**	**-**	**-**	**-**	**-**	**140,000**

MIAMIBEACH

CITY OF MIAMI BEACH
FY 2023 - 2027 Capital Budget and 5-Year Capital Improvement Plan

I. General

FAIRWAY PARK PAVILION RENOVATION **RENEWAL & REPLACEMENT**

Project Number: 64627
Department: PROPERTY MANAGEMENT
Location: NORTH BEACH
Description: Full renovation of Fairway Park Pavilion (including fixtures, finishes and door assemblies)

Projected date range: 10/01/2027 to 09/30/2028

II. Cost Summary

Cost Summary	Previous Years	FY 2022/23	FY 2023/24	FY 2024/25	FY 2025/26	FY 2026/27	Future	Total
FUTURE	-	-	-	-	-	-	148,800	148,800
Total:	**-**	**-**	**-**	**-**	**-**	**-**	**148,800**	**148,800**

III. Fund Summary

Fund Summary	Previous Years	FY 2022/23	FY 2023/24	FY 2024/25	FY 2025/26	FY 2026/27	Future	Total
FUTURE	-	-	-	-	-	-	148,800	148,800
Total:	**-**	**-**	**-**	**-**	**-**	**-**	**148,800**	**148,800**

MIAMIBEACH

CITY OF MIAMI BEACH
FY 2023 - 2027 Capital Budget and 5-Year Capital Improvement Plan

I. General

FIBER CONNECTIVITY FROM MBCC TO PRIDE PARK **RENEWAL & REPLACEMENT**

Project Number: 63524

Department: TOURISM & CULTURAL DEPARTMENT

Location: SOUTH BEACH

Description: Fiber connectivity from MBCC to Pride park. Complete installation of fiber connectivity from the MBCC to Pride park with permanent fiber patch panel located on the Southwest corner of Pride park. Complete wireless network installation with conduit to each light pole to install low voltage infrastructure to install wireless access points.

Projected date range: 10/01/2023 to 09/30/2024

II. Cost Summary

Cost Summary	Previous Years	FY 2022/23	FY 2023/24	FY 2024/25	FY 2025/26	FY 2026/27	Future	Total
RENOVATION	-	-	100,000	-	-	-	-	100,000
Total:	**-**	**-**	**100,000**	**-**	**-**	**-**	**-**	**100,000**

III. Fund Summary

Fund Summary	Previous Years	FY 2022/23	FY 2023/24	FY 2024/25	FY 2025/26	FY 2026/27	Future	Total
443 CONV CTR RENEWAL AND REPLACE	-	-	100,000	-	-	-	-	100,000
Total:	**-**	**-**	**100,000**	**-**	**-**	**-**	**-**	**100,000**

MIAMIBEACH

CITY OF MIAMI BEACH
FY 2023 - 2027 Capital Budget and 5-Year Capital Improvement Plan

I. General

FILLMORE ASBESTOS, LEAD PAINT, IAQ **RENEWAL & REPLACEMENT**

Project Number:	61228
Department:	PROPERTY MANAGEMENT
Location:	SOUTH BEACH
Description:	Freight Elevator renewal
Projected date range:	10/01/2026 to 09/30/2027

II. Cost Summary

Cost Summary	Previous Years	FY 2022/23	FY 2023/24	FY 2024/25	FY 2025/26	FY 2026/27	Future	Total
FUTURE	-	-	-	-	-	-	268,000	268,000
Total:	**-**	**-**	**-**	**-**	**-**	**-**	**268,000**	**268,000**

III. Fund Summary

Fund Summary	Previous Years	FY 2022/23	FY 2023/24	FY 2024/25	FY 2025/26	FY 2026/27	Future	Total
FUTURE	-	-	-	-	-	-	268,000	268,000
Total:	**-**	**-**	**-**	**-**	**-**	**-**	**268,000**	**268,000**

MIAMIBEACH

CITY OF MIAMI BEACH
FY 2023 - 2027 Capital Budget and 5-Year Capital Improvement Plan

I. General

FILLMORE CHILLED WATER PIPING RENEW **RENEWAL & REPLACEMENT**

Project Number:	61528
Department:	PROPERTY MANAGEMENT
Location:	SOUTH BEACH
Description:	HVAC Replacements
Projected date range:	10/01/2026 to 09/30/2027

II. Cost Summary

Cost Summary	Previous Years	FY 2022/23	FY 2023/24	FY 2024/25	FY 2025/26	FY 2026/27	Future	Total
FUTURE	-	-	-	-	-	-	2,177,500	2,177,500
Total:	**-**	**-**	**-**	**-**	**-**	**-**	**2,177,500**	**2,177,500**

III. Fund Summary

Fund Summary	Previous Years	FY 2022/23	FY 2023/24	FY 2024/25	FY 2025/26	FY 2026/27	Future	Total
FUTURE	-	-	-	-	-	-	2,177,500	2,177,500
Total:	**-**	**-**	**-**	**-**	**-**	**-**	**2,177,500**	**2,177,500**

MIAMIBEACH

CITY OF MIAMI BEACH
FY 2023 - 2027 Capital Budget and 5-Year Capital Improvement Plan

I. General

FILLMORE ELECTRICAL ENHANCEMENTS **RENEWAL & REPLACEMENT**

Project Number:	61728
Department:	PROPERTY MANAGEMENT
Location:	SOUTH BEACH
Description:	Plumbing Enhancements (facility-wide)
Projected date range:	10/01/2026 to 09/30/2027

II. Cost Summary

Cost Summary	Previous Years	FY 2022/23	FY 2023/24	FY 2024/25	FY 2025/26	FY 2026/27	Future	Total
FUTURE	-	-	-	-	-	-	1,644,180	1,644,180
Total:	**-**	**-**	**-**	**-**	**-**	**-**	**1,644,180**	**1,644,180**

III. Fund Summary

Fund Summary	Previous Years	FY 2022/23	FY 2023/24	FY 2024/25	FY 2025/26	FY 2026/27	Future	Total
FUTURE	-	-	-	-	-	-	1,644,180	1,644,180
Total:	**-**	**-**	**-**	**-**	**-**	**-**	**1,644,180**	**1,644,180**

MIAMIBEACH

CITY OF MIAMI BEACH
FY 2023 - 2027 Capital Budget and 5-Year Capital Improvement Plan

I. General

FILLMORE EMERGENCY LIGHTING RENEWAL **RENEWAL & REPLACEMENT**

Project Number:	62028
Department:	PROPERTY MANAGEMENT
Location:	SOUTH BEACH
Description:	Domestic Water Pump Renewal
Projected date range:	10/01/2026 to 09/30/2027

II. Cost Summary

Cost Summary	Previous Years	FY 2022/23	FY 2023/24	FY 2024/25	FY 2025/26	FY 2026/27	Future	Total
FUTURE	-	-	-	-	-	-	427,460	427,460
Total:	**-**	**-**	**-**	**-**	**-**	**-**	**427,460**	**427,460**

III. Fund Summary

Fund Summary	Previous Years	FY 2022/23	FY 2023/24	FY 2024/25	FY 2025/26	FY 2026/27	Future	Total
FUTURE	-	-	-	-	-	-	427,460	427,460
Total:	**-**	**-**	**-**	**-**	**-**	**-**	**427,460**	**427,460**

MIAMIBEACH

CITY OF MIAMI BEACH
FY 2023 - 2027 Capital Budget and 5-Year Capital Improvement Plan

I. General

FILLMORE EXHAUST SYSTEM RENEWAL **RENEWAL & REPLACEMENT**

Project Number:	61428
Department:	PROPERTY MANAGEMENT
Location:	SOUTH BEACH
Description:	Chilled Water Piping renewal
Projected date range:	10/01/2026 to 09/30/2027

II. Cost Summary

Cost Summary	Previous Years	FY 2022/23	FY 2023/24	FY 2024/25	FY 2025/26	FY 2026/27	Future	Total
FUTURE	-	-	-	-	-	-	469,000	469,000
Total:	**-**	**-**	**-**	**-**	**-**	**-**	**469,000**	**469,000**

III. Fund Summary

Fund Summary	Previous Years	FY 2022/23	FY 2023/24	FY 2024/25	FY 2025/26	FY 2026/27	Future	Total
FUTURE	-	-	-	-	-	-	469,000	469,000
Total:	**-**	**-**	**-**	**-**	**-**	**-**	**469,000**	**469,000**

MIAMIBEACH

CITY OF MIAMI BEACH
FY 2023 - 2027 Capital Budget and 5-Year Capital Improvement Plan

I. General

FILLMORE FREIGHT ELEVATOR RENEWAL **RENEWAL & REPLACEMENT**

Project Number: 61328
Department: PROPERTY MANAGEMENT
Location: SOUTH BEACH
Description: Exhaust System renewal

Projected date range: 10/01/2026 to 09/30/2027

II. Cost Summary

Cost Summary	Previous Years	FY 2022/23	FY 2023/24	FY 2024/25	FY 2025/26	FY 2026/27	Future	Total
RENOVATION	-	-	-	-	-	660,620	-	660,620
Total:	**-**	**-**	**-**	**-**	**-**	**660,620**	**-**	**660,620**

III. Fund Summary

Fund Summary	Previous Years	FY 2022/23	FY 2023/24	FY 2024/25	FY 2025/26	FY 2026/27	Future	Total
302 PAY-AS-YOU-GO	-	-	-	-	-	660,620	-	660,620
Total:	**-**	**-**	**-**	**-**	**-**	**660,620**	**-**	**660,620**

MIAMIBEACH

CITY OF MIAMI BEACH
FY 2023 - 2027 Capital Budget and 5-Year Capital Improvement Plan

I. General

FILLMORE HVAC REPLACEMENTS **RENEWAL & REPLACEMENT**

Project Number:	61628
Department:	PROPERTY MANAGEMENT
Location:	SOUTH BEACH
Description:	Electrical Enhancements (including FA allowance)
Projected date range:	10/01/2026 to 09/30/2027

II. Cost Summary

Cost Summary	Previous Years	FY 2022/23	FY 2023/24	FY 2024/25	FY 2025/26	FY 2026/27	Future	Total
FUTURE	-	-	-	-	-	-	1,128,012	1,128,012
Total:	**-**	**-**	**-**	**-**	**-**	**-**	**1,128,012**	**1,128,012**

III. Fund Summary

Fund Summary	Previous Years	FY 2022/23	FY 2023/24	FY 2024/25	FY 2025/26	FY 2026/27	Future	Total
FUTURE	-	-	-	-	-	-	1,128,012	1,128,012
Total:	**-**	**-**	**-**	**-**	**-**	**-**	**1,128,012**	**1,128,012**

MIAMIBEACH

CITY OF MIAMI BEACH
FY 2023 - 2027 Capital Budget and 5-Year Capital Improvement Plan

I. General

FILLMORE MIAMI BEACH EXT. WINDOW **RENEWAL & REPLACEMENT**

Project Number:	61025
Department:	PROPERTY MANAGEMENT
Location:	SOUTH BEACH
Description:	Exterior window and door replacement at Fillmore Theater
Projected date range:	10/01/2024 to 09/30/2027

II. Cost Summary

Cost Summary	Previous Years	FY 2022/23	FY 2023/24	FY 2024/25	FY 2025/26	FY 2026/27	Future	Total
RENOVATION	-	-	-	-	-	299,040	-	299,040
Total:	**-**	**-**	**-**	**-**	**-**	**299,040**	**-**	**299,040**

III. Fund Summary

Fund Summary	Previous Years	FY 2022/23	FY 2023/24	FY 2024/25	FY 2025/26	FY 2026/27	Future	Total
305 SB QUALITY OF LIFE REST.TAX 1%	-	-	-	-	-	299,040	-	299,040
Total:	**-**	**-**	**-**	**-**	**-**	**299,040**	**-**	**299,040**

MIAMIBEACH

CITY OF MIAMI BEACH
FY 2023 - 2027 Capital Budget and 5-Year Capital Improvement Plan

I. General

FILLMORE PLUMBING ENHANCEMENTS **RENEWAL & REPLACEMENT**

Project Number:	61828
Department:	PROPERTY MANAGEMENT
Location:	SOUTH BEACH
Description:	Upgrades to Existing Fire Protection System
Projected date range:	10/01/2026 to 09/30/2027

II. Cost Summary

Cost Summary	Previous Years	FY 2022/23	FY 2023/24	FY 2024/25	FY 2025/26	FY 2026/27	Future	Total
FUTURE	-	-	-	-	-	-	48,910	48,910
Total:	**-**	**-**	**-**	**-**	**-**	**-**	**48,910**	**48,910**

III. Fund Summary

Fund Summary	Previous Years	FY 2022/23	FY 2023/24	FY 2024/25	FY 2025/26	FY 2026/27	Future	Total
FUTURE	-	-	-	-	-	-	48,910	48,910
Total:	**-**	**-**	**-**	**-**	**-**	**-**	**48,910**	**48,910**

MIAMIBEACH

CITY OF MIAMI BEACH
FY 2023 - 2027 Capital Budget and 5-Year Capital Improvement Plan

I. General

FILLMORE UPGRADES TO EXISTING FIRE **RENEWAL & REPLACEMENT**

Project Number:	61928
Department:	PROPERTY MANAGEMENT
Location:	SOUTH BEACH
Description:	Emergency Lighting renewal
Projected date range:	10/01/2026 to 09/30/2027

II. Cost Summary

Cost Summary	Previous Years	FY 2022/23	FY 2023/24	FY 2024/25	FY 2025/26	FY 2026/27	Future	Total
FUTURE	-	-	-	-	-	-	271,062	271,062
Total:	**-**	**-**	**-**	**-**	**-**	**-**	**271,062**	**271,062**

III. Fund Summary

Fund Summary	Previous Years	FY 2022/23	FY 2023/24	FY 2024/25	FY 2025/26	FY 2026/27	Future	Total
FUTURE	-	-	-	-	-	-	271,062	271,062
Total:	**-**	**-**	**-**	**-**	**-**	**-**	**271,062**	**271,062**

MIAMIBEACH

CITY OF MIAMI BEACH
FY 2023 - 2027 Capital Budget and 5-Year Capital Improvement Plan

I. General

FIRE ADMIN BLDG UPS SYSTEM RENEWAL **RENEWAL & REPLACEMENT**

Project Number:	63823
Department:	PROPERTY MANAGEMENT
Location:	MIDDLE BEACH
Description:	This Project will consist of the replacement and renewal the UPS system that supplies power in an emergency to the Fire Administration building.
Projected date range:	10/01/2022 to 09/30/2024

II. Cost Summary

Cost Summary	Previous Years	FY 2022/23	FY 2023/24	FY 2024/25	FY 2025/26	FY 2026/27	Future	Total
CONTRACTED SERVICES REPAIR	-	-	39,000	-	-	-	-	39,000
Total:	**-**	**-**	**39,000**	**-**	**-**	**-**	**-**	**39,000**

III. Fund Summary

Fund Summary	Previous Years	FY 2022/23	FY 2023/24	FY 2024/25	FY 2025/26	FY 2026/27	Future	Total
125 CAPITAL RENEWAL & REPLACEMENT	-	-	39,000	-	-	-	-	39,000
Total:	**-**	**-**	**39,000**	**-**	**-**	**-**	**-**	**39,000**

MIAMIBEACH

CITY OF MIAMI BEACH
FY 2023 - 2027 Capital Budget and 5-Year Capital Improvement Plan

I. General

FIRE ADMINISTRATION FLOOR RENEWAL **RENEWAL & REPLACEMENT**

Project Number:	63723
Department:	PROPERTY MANAGEMENT
Location:	MIDDLE BEACH
Description:	This Project will consist of replacement of the carpet flooring at FS2 Administration.
Projected date range:	10/01/2022 to 09/30/2024

II. Cost Summary

Cost Summary	Previous Years	FY 2022/23	FY 2023/24	FY 2024/25	FY 2025/26	FY 2026/27	Future	Total
CONTRACTED SERVICES REPAIR	-	-	34,000	-	-	-	-	34,000
Total:	**-**	**-**	**34,000**	**-**	**-**	**-**	**-**	**34,000**

III. Fund Summary

Fund Summary	Previous Years	FY 2022/23	FY 2023/24	FY 2024/25	FY 2025/26	FY 2026/27	Future	Total
125 CAPITAL RENEWAL & REPLACEMENT	-	-	34,000	-	-	-	-	34,000
Total:	**-**	**-**	**34,000**	**-**	**-**	**-**	**-**	**34,000**

MIAMIBEACH

CITY OF MIAMI BEACH
FY 2023 - 2027 Capital Budget and 5-Year Capital Improvement Plan

I. General

FIRE STATION 2 ALARM SYSTEM **RENEWAL & REPLACEMENT**

Project Number:	60077
Department:	PROPERTY MANAGEMENT
Location:	NORTH BEACH
Description:	Alarm system has exceeded its life expectancy.
Projected date range:	10/01/2016 to 12/31/2022

II. Cost Summary

Cost Summary	Previous Years	FY 2022/23	FY 2023/24	FY 2024/25	FY 2025/26	FY 2026/27	Future	Total
CONTRACTED SERVICES REPAIR	89,532	-	-	-	-	-	-	89,532
MACHINERY & EQUIPMENT	9,468	-	-	-	-	-	-	9,468
Total:	**99,000**	**-**	**-**	**-**	**-**	**-**	**-**	**99,000**

III. Fund Summary

Fund Summary	Previous Years	FY 2022/23	FY 2023/24	FY 2024/25	FY 2025/26	FY 2026/27	Future	Total
306 MB QUALITY OF LIFE RESO.TX 1%	10,000	-	-	-	-	-	-	10,000
382 2003 G.O. BONDS-FIRE SAFETY	89,000	-	-	-	-	-	-	89,000
Total:	**99,000**	**-**	**-**	**-**	**-**	**-**	**-**	**99,000**

MIAMIBEACH

CITY OF MIAMI BEACH
FY 2023 - 2027 Capital Budget and 5-Year Capital Improvement Plan

I. General

FIRE STATION #1 ROOF REPAIRS **RENEWAL & REPLACEMENT**

Project Number:	63721
Department:	PROPERTY MANAGEMENT
Location:	SOUTH BEACH
Description:	Project consists of the renewal of the Fire Station #1 roof
Projected date range:	10/01/2020 to 12/31/2022

II. Cost Summary

Cost Summary	Previous Years	FY 2022/23	FY 2023/24	FY 2024/25	FY 2025/26	FY 2026/27	Future	Total
CONTRACTED SERVICES REPAIR	41,500	-	-	-	-	-	-	41,500
Total:	**41,500**	**-**	**-**	**-**	**-**	**-**	**-**	**41,500**

III. Fund Summary

Fund Summary	Previous Years	FY 2022/23	FY 2023/24	FY 2024/25	FY 2025/26	FY 2026/27	Future	Total
125 CAPITAL RENEWAL & REPLACEMENT	41,500	-	-	-	-	-	-	41,500
Total:	**41,500**	**-**	**-**	**-**	**-**	**-**	**-**	**41,500**

MIAMIBEACH

CITY OF MIAMI BEACH
FY 2023 - 2027 Capital Budget and 5-Year Capital Improvement Plan

I. General

FIRE STATION #2 TRAINING TOWER **RENEWAL & REPLACEMENT**

Project Number:	62117
Department:	PROPERTY MANAGEMENT
Location:	MIDDLE BEACH
Description:	Project consist of the repair of the Fire Administration building training tower
Projected date range:	10/01/2020 to 12/31/2022

II. Cost Summary

Cost Summary	Previous Years	FY 2022/23	FY 2023/24	FY 2024/25	FY 2025/26	FY 2026/27	Future	Total
CONTRACTED SERVICES REPAIR	312,488	-	-	-	-	-	-	312,488
DESIGN AND ENGINEERING	4,112	-	-	-	-	-	-	4,112
MACHINERY & EQUIPMENT	80,091	-	-	-	-	-	-	80,091
Total:	**396,691**	**-**	**-**	**-**	**-**	**-**	**-**	**396,691**

III. Fund Summary

Fund Summary	Previous Years	FY 2022/23	FY 2023/24	FY 2024/25	FY 2025/26	FY 2026/27	Future	Total
125 CAPITAL RENEWAL & REPLACEMENT	155,800	-	-	-	-	-	-	155,800
305 SB QUALITY OF LIFE REST.TAX 1%	160,800	-	-	-	-	-	-	160,800
306 MB QUALITY OF LIFE RESO.TX 1%	80,091	-	-	-	-	-	-	80,091
Total:	**396,691**	**-**	**-**	**-**	**-**	**-**	**-**	**396,691**

MIAMIBEACH

CITY OF MIAMI BEACH
FY 2023 - 2027 Capital Budget and 5-Year Capital Improvement Plan

I. General

FIRE STATION #2 WATERPROOFING **RENEWAL & REPLACEMENT**

Project Number:	62920
Department:	PROPERTY MANAGEMENT
Location:	MIDDLE BEACH
Description:	Fire station administrative waterproofing and wind retrofit.
Projected date range:	10/01/2019 to 12/31/2022

II. Cost Summary

Cost Summary	Previous Years	FY 2022/23	FY 2023/24	FY 2024/25	FY 2025/26	FY 2026/27	Future	Total
CONTRACTED SERVICES REPAIR	181,236	-	-	-	-	-	-	181,236
DESIGN AND ENGINEERING	389	-	-	-	-	-	-	389
INTERNAL CHARGEBACK	375	-	-	-	-	-	-	375
Total:	**182,000**	**-**	**-**	**-**	**-**	**-**	**-**	**182,000**

III. Fund Summary

Fund Summary	Previous Years	FY 2022/23	FY 2023/24	FY 2024/25	FY 2025/26	FY 2026/27	Future	Total
125 CAPITAL RENEWAL & REPLACEMENT	182,000	-	-	-	-	-	-	182,000
Total:	**182,000**	**-**	**-**	**-**	**-**	**-**	**-**	**182,000**

MIAMIBEACH

CITY OF MIAMI BEACH
FY 2023 - 2027 Capital Budget and 5-Year Capital Improvement Plan

I. General

FIRE STATION #3 40 YEAR RECERT. **RENEWAL & REPLACEMENT**

Project Number: 64121

Department: PROPERTY MANAGEMENT

Location: MIDDLE BEACH

Description: Fire Station No. 3 is overdue for its 40-year recertification. Structural and electrical inspections completed by engineering firms determined that some repairs need to be completed before this building could be re-certified The scope of this project includes the correction of several structural and electrical deficiencies outlined by the assessments and specifications report presented by BCC Engineering and TLC Engineering.

Projected date range: 10/01/2020 to 12/31/2022

II. Cost Summary

Cost Summary	Previous Years	FY 2022/23	FY 2023/24	FY 2024/25	FY 2025/26	FY 2026/27	Future	Total
CONTRACTED SERVICES REPAIR	48,700	-	-	-	-	-	-	48,700
Total:	**48,700**	**-**	**-**	**-**	**-**	**-**	**-**	**48,700**

III. Fund Summary

Fund Summary	Previous Years	FY 2022/23	FY 2023/24	FY 2024/25	FY 2025/26	FY 2026/27	Future	Total
306 MB QUALITY OF LIFE RESO.TX 1%	48,700	-	-	-	-	-	-	48,700
Total:	**48,700**	**-**	**-**	**-**	**-**	**-**	**-**	**48,700**

MIAMIBEACH

CITY OF MIAMI BEACH
FY 2023 - 2027 Capital Budget and 5-Year Capital Improvement Plan

I. General

FIRE STATION 1 - REPL. EXHAUST SYS **RENEWAL & REPLACEMENT**

Project Number:	67927
Department:	PROPERTY MANAGEMENT
Location:	SOUTH BEACH
Description:	Replacement of Kitchen, Vehicle and Restroom exhaust systems
Projected date range:	10/01/2027 to 09/30/2028

II. Cost Summary

Cost Summary	Previous Years	FY 2022/23	FY 2023/24	FY 2024/25	FY 2025/26	FY 2026/27	Future	Total
FUTURE	-	-	-	-	-	-	285,000	285,000
Total:	**-**	**-**	**-**	**-**	**-**	**-**	**285,000**	**285,000**

III. Fund Summary

Fund Summary	Previous Years	FY 2022/23	FY 2023/24	FY 2024/25	FY 2025/26	FY 2026/27	Future	Total
FUTURE	-	-	-	-	-	-	285,000	285,000
Total:	**-**	**-**	**-**	**-**	**-**	**-**	**285,000**	**285,000**

MIAMIBEACH

CITY OF MIAMI BEACH
FY 2023 - 2027 Capital Budget and 5-Year Capital Improvement Plan

I. General

FIRE STATION 1 - EXIT SIGNS, EMERGE **RENEWAL & REPLACEMENT**

Project Number:	67627
Department:	PROPERTY MANAGEMENT
Location:	SOUTH BEACH
Description:	Exterior paint and waterproofing at Fire Station #1
Projected date range:	10/01/2027 to 09/30/2028

II. Cost Summary

Cost Summary	Previous Years	FY 2022/23	FY 2023/24	FY 2024/25	FY 2025/26	FY 2026/27	Future	Total
FUTURE	-	-	-	-	-	-	56,000	56,000
Total:	**-**	**-**	**-**	**-**	**-**	**-**	**56,000**	**56,000**

III. Fund Summary

Fund Summary	Previous Years	FY 2022/23	FY 2023/24	FY 2024/25	FY 2025/26	FY 2026/27	Future	Total
FUTURE	-	-	-	-	-	-	56,000	56,000
Total:	**-**	**-**	**-**	**-**	**-**	**-**	**56,000**	**56,000**

MIAMIBEACH

CITY OF MIAMI BEACH
FY 2023 - 2027 Capital Budget and 5-Year Capital Improvement Plan

I. General

FIRE STATION 1 - FIRE ALARM REPLACE **RENEWAL & REPLACEMENT**

Project Number:	67827
Department:	PROPERTY MANAGEMENT
Location:	SOUTH BEACH
Description:	Replace Fire Alarm system at Fire Station #1
Projected date range:	10/01/2027 to 09/30/2028

II. Cost Summary

Cost Summary	Previous Years	FY 2022/23	FY 2023/24	FY 2024/25	FY 2025/26	FY 2026/27	Future	Total
FUTURE	-	-	-	-	-	-	146,400	146,400
Total:	**-**	**-**	**-**	**-**	**-**	**-**	**146,400**	**146,400**

III. Fund Summary

Fund Summary	Previous Years	FY 2022/23	FY 2023/24	FY 2024/25	FY 2025/26	FY 2026/27	Future	Total
FUTURE	-	-	-	-	-	-	146,400	146,400
Total:	**-**	**-**	**-**	**-**	**-**	**-**	**146,400**	**146,400**

MIAMIBEACH

CITY OF MIAMI BEACH
FY 2023 - 2027 Capital Budget and 5-Year Capital Improvement Plan

I. General

FIRE STATION 1 - OVERHEAD SECTIONAL **RENEWAL & REPLACEMENT**

Project Number:	67427
Department:	PROPERTY MANAGEMENT
Location:	SOUTH BEACH
Description:	Replace Overhead Doors at Fire Station #1
Projected date range:	10/01/2027 to 09/30/2028

II. Cost Summary

Cost Summary	Previous Years	FY 2022/23	FY 2023/24	FY 2024/25	FY 2025/26	FY 2026/27	Future	Total
FUTURE	-	-	-	-	-	-	224,000	224,000
Total:	**-**	**-**	**-**	**-**	**-**	**-**	**224,000**	**224,000**

III. Fund Summary

Fund Summary	Previous Years	FY 2022/23	FY 2023/24	FY 2024/25	FY 2025/26	FY 2026/27	Future	Total
FUTURE	-	-	-	-	-	-	224,000	224,000
Total:	**-**	**-**	**-**	**-**	**-**	**-**	**224,000**	**224,000**

MIAMIBEACH

CITY OF MIAMI BEACH
FY 2023 - 2027 Capital Budget and 5-Year Capital Improvement Plan

I. General

FIRE STATION 1 - RESTROOM **RENEWAL & REPLACEMENT**

Project Number:	67527
Department:	PROPERTY MANAGEMENT
Location:	SOUTH BEACH
Description:	Restroom accessories renewal
Projected date range:	10/01/2027 to 09/30/2028

II. Cost Summary

Cost Summary	Previous Years	FY 2022/23	FY 2023/24	FY 2024/25	FY 2025/26	FY 2026/27	Future	Total
FUTURE	-	-	-	-	-	-	114,000	114,000
Total:	**-**	**-**	**-**	**-**	**-**	**-**	**114,000**	**114,000**

III. Fund Summary

Fund Summary	Previous Years	FY 2022/23	FY 2023/24	FY 2024/25	FY 2025/26	FY 2026/27	Future	Total
FUTURE	-	-	-	-	-	-	114,000	114,000
Total:	**-**	**-**	**-**	**-**	**-**	**-**	**114,000**	**114,000**

MIAMIBEACH

CITY OF MIAMI BEACH
FY 2023 - 2027 Capital Budget and 5-Year Capital Improvement Plan

I. General

FIRE STATION 1 - WATERPROOFING, EXT **RENEWAL & REPLACEMENT**

Project Number:	67727
Department:	PROPERTY MANAGEMENT
Location:	SOUTH BEACH
Description:	Exterior paint and waterproofing at Fire Station #1
Projected date range:	10/01/2027 to 09/30/2028

II. Cost Summary

Cost Summary	Previous Years	FY 2022/23	FY 2023/24	FY 2024/25	FY 2025/26	FY 2026/27	Future	Total
FUTURE	-	-	-	-	-	-	247,000	247,000
Total:	**-**	**-**	**-**	**-**	**-**	**-**	**247,000**	**247,000**

III. Fund Summary

Fund Summary	Previous Years	FY 2022/23	FY 2023/24	FY 2024/25	FY 2025/26	FY 2026/27	Future	Total
FUTURE	-	-	-	-	-	-	247,000	247,000
Total:	**-**	**-**	**-**	**-**	**-**	**-**	**247,000**	**247,000**

MIAMIBEACH

CITY OF MIAMI BEACH
FY 2023 - 2027 Capital Budget and 5-Year Capital Improvement Plan

I. General

FIRE STATION 1 BATHROOMS RENOVATION **RENEWAL & REPLACEMENT**

Project Number:	63523
Department:	PROPERTY MANAGEMENT
Location:	SOUTH BEACH
Description:	This Project will consist of replacing restroom fixtures, partitions and finishes inclusive of the showers within FS #1.
Projected date range:	10/01/2022 to 09/30/2023

II. Cost Summary

Cost Summary	Previous Years	FY 2022/23	FY 2023/24	FY 2024/25	FY 2025/26	FY 2026/27	Future	Total
FUTURE	-	-	-	-	-	-	120,000	120,000
Total:	**-**	**-**	**-**	**-**	**-**	**-**	**120,000**	**120,000**

III. Fund Summary

Fund Summary	Previous Years	FY 2022/23	FY 2023/24	FY 2024/25	FY 2025/26	FY 2026/27	Future	Total
FUTURE	-	-	-	-	-	-	120,000	120,000
Total:	**-**	**-**	**-**	**-**	**-**	**-**	**120,000**	**120,000**

MIAMIBEACH

CITY OF MIAMI BEACH
FY 2023 - 2027 Capital Budget and 5-Year Capital Improvement Plan

I. General

FIRE STATION 1 ROLL-UP DOOR RENEWAL **RENEWAL & REPLACEMENT**

Project Number:	63623
Department:	PROPERTY MANAGEMENT
Location:	SOUTH BEACH
Description:	This Project will consist of replacing the roll-up doors at FS#1.
Projected date range:	10/01/2022 to 09/30/2023

II. Cost Summary

Cost Summary	Previous Years	FY 2022/23	FY 2023/24	FY 2024/25	FY 2025/26	FY 2026/27	Future	Total
FUTURE	-	-	-	-	-	-	51,000	51,000
Total:	**-**	**-**	**-**	**-**	**-**	**-**	**51,000**	**51,000**

III. Fund Summary

Fund Summary	Previous Years	FY 2022/23	FY 2023/24	FY 2024/25	FY 2025/26	FY 2026/27	Future	Total
FUTURE	-	-	-	-	-	-	51,000	51,000
Total:	**-**	**-**	**-**	**-**	**-**	**-**	**51,000**	**51,000**

MIAMIBEACH

CITY OF MIAMI BEACH
FY 2023 - 2027 Capital Budget and 5-Year Capital Improvement Plan

I. General

FIRE STATION 2 ADMIN - CCTV **RENEWAL & REPLACEMENT**

Project Number:	64727
Department:	PROPERTY MANAGEMENT
Location:	MIDDLE BEACH
Description:	Security system CCTV renewal at FS#2 Admin
Projected date range:	10/01/2027 to 09/30/2028

II. Cost Summary

Cost Summary	Previous Years	FY 2022/23	FY 2023/24	FY 2024/25	FY 2025/26	FY 2026/27	Future	Total
FUTURE	-	-	-	-	-	-	28,000	28,000
Total:	**-**	**-**	**-**	**-**	**-**	**-**	**28,000**	**28,000**

III. Fund Summary

Fund Summary	Previous Years	FY 2022/23	FY 2023/24	FY 2024/25	FY 2025/26	FY 2026/27	Future	Total
FUTURE	-	-	-	-	-	-	28,000	28,000
Total:	**-**	**-**	**-**	**-**	**-**	**-**	**28,000**	**28,000**

MIAMIBEACH

CITY OF MIAMI BEACH
FY 2023 - 2027 Capital Budget and 5-Year Capital Improvement Plan

I. General

FIRE STATION 2 ADMIN - EXIT SIGNS **RENEWAL & REPLACEMENT**

Project Number:	67323
Department:	PROPERTY MANAGEMENT
Location:	MIDDLE BEACH
Description:	Emergency Lighting and Exit Signs renewal at FS#2 Admin
Projected date range:	10/01/2022 to 09/30/2023

II. Cost Summary

Cost Summary	Previous Years	FY 2022/23	FY 2023/24	FY 2024/25	FY 2025/26	FY 2026/27	Future	Total
RENOVATION	-	34,033	-	-	-	-	-	34,033
Total:	**-**	**34,033**	**-**	**-**	**-**	**-**	**-**	**34,033**

III. Fund Summary

Fund Summary	Previous Years	FY 2022/23	FY 2023/24	FY 2024/25	FY 2025/26	FY 2026/27	Future	Total
382 2003 G.O. BONDS-FIRE SAFETY	-	34,033	-	-	-	-	-	34,033
Total:	**-**	**34,033**	**-**	**-**	**-**	**-**	**-**	**34,033**

MIAMIBEACH

CITY OF MIAMI BEACH
FY 2023 - 2027 Capital Budget and 5-Year Capital Improvement Plan

I. General

FIRE STATION 2 ADMIN - WATER HEATR **RENEWAL & REPLACEMENT**

Project Number:	64927
Department:	PROPERTY MANAGEMENT
Location:	MIDDLE BEACH
Description:	120 Gallons electric water heater renewal
Projected date range:	10/01/2027 to 09/30/2028

II. Cost Summary

Cost Summary	Previous Years	FY 2022/23	FY 2023/24	FY 2024/25	FY 2025/26	FY 2026/27	Future	Total
FUTURE	-	-	-	-	-	-	151,200	151,200
Total:	**-**	**-**	**-**	**-**	**-**	**-**	**151,200**	**151,200**

III. Fund Summary

Fund Summary	Previous Years	FY 2022/23	FY 2023/24	FY 2024/25	FY 2025/26	FY 2026/27	Future	Total
FUTURE	-	-	-	-	-	-	151,200	151,200
Total:	**-**	**-**	**-**	**-**	**-**	**-**	**151,200**	**151,200**

MIAMIBEACH

CITY OF MIAMI BEACH
FY 2023 - 2027 Capital Budget and 5-Year Capital Improvement Plan

I. General

FIRE STATION 2 ADMIN -WATER COOLER **RENEWAL & REPLACEMENT**

Project Number:	64827
Department:	PROPERTY MANAGEMENT
Location:	MIDDLE BEACH
Description:	Dual-height wall mounted water cooler renewal at FS#2 Admin
Projected date range:	10/01/2027 to 09/30/2028

II. Cost Summary

Cost Summary	Previous Years	FY 2022/23	FY 2023/24	FY 2024/25	FY 2025/26	FY 2026/27	Future	Total
FUTURE	-	-	-	-	-	-	28,000	28,000
Total:	**-**	**-**	**-**	**-**	**-**	**-**	**28,000**	**28,000**

III. Fund Summary

Fund Summary	Previous Years	FY 2022/23	FY 2023/24	FY 2024/25	FY 2025/26	FY 2026/27	Future	Total
FUTURE	-	-	-	-	-	-	28,000	28,000
Total:	**-**	**-**	**-**	**-**	**-**	**-**	**28,000**	**28,000**

MIAMIBEACH

CITY OF MIAMI BEACH
FY 2023 - 2027 Capital Budget and 5-Year Capital Improvement Plan

I. General

FIRE STATION 2 - AWNING STRUCTURE **RENEWAL & REPLACEMENT**

Project Number:	60626
Department:	PROPERTY MANAGEMENT
Location:	MIDDLE BEACH
Description:	Awning for spare rescue vehicles at Fire Station #2
Projected date range:	10/01/2025 to 09/30/2026

II. Cost Summary

Cost Summary	Previous Years	FY 2022/23	FY 2023/24	FY 2024/25	FY 2025/26	FY 2026/27	Future	Total
RENOVATION	-	-	-	-	244,000	-	-	244,000
Total:	**-**	**-**	**-**	**-**	**244,000**	**-**	**-**	**244,000**

III. Fund Summary

Fund Summary	Previous Years	FY 2022/23	FY 2023/24	FY 2024/25	FY 2025/26	FY 2026/27	Future	Total
125 CAPITAL RENEWAL & REPLACEMENT	-	-	-	-	244,000	-	-	244,000
Total:	**-**	**-**	**-**	**-**	**244,000**	**-**	**-**	**244,000**

MIAMIBEACH

CITY OF MIAMI BEACH
FY 2023 - 2027 Capital Budget and 5-Year Capital Improvement Plan

I. General

FIRE STATION 2 - CALL SYSTEM RENEWL **RENEWAL & REPLACEMENT**

Project Number:	65027
Department:	PROPERTY MANAGEMENT
Location:	MIDDLE BEACH
Description:	Call system renewal at Fire Station #2
Projected date range:	10/01/2027 to 09/30/2028

II. Cost Summary

Cost Summary	Previous Years	FY 2022/23	FY 2023/24	FY 2024/25	FY 2025/26	FY 2026/27	Future	Total
FUTURE	-	-	-	-	-	-	330,400	330,400
Total:	**-**	**-**	**-**	**-**	**-**	**-**	**330,400**	**330,400**

III. Fund Summary

Fund Summary	Previous Years	FY 2022/23	FY 2023/24	FY 2024/25	FY 2025/26	FY 2026/27	Future	Total
FUTURE	-	-	-	-	-	-	330,400	330,400
Total:	**-**	**-**	**-**	**-**	**-**	**-**	**330,400**	**330,400**

MIAMIBEACH

CITY OF MIAMI BEACH
FY 2023 - 2027 Capital Budget and 5-Year Capital Improvement Plan

I. General

FIRE STATION 2 - CARD ACCESS CONTRL **RENEWAL & REPLACEMENT**

Project Number:	65627
Department:	PROPERTY MANAGEMENT
Location:	MIDDLE BEACH
Description:	Card access control renewal at Fire Station #2
Projected date range:	10/01/2027 to 09/30/2028

II. Cost Summary

Cost Summary	Previous Years	FY 2022/23	FY 2023/24	FY 2024/25	FY 2025/26	FY 2026/27	Future	Total
FUTURE	-	-	-	-	-	-	39,200	39,200
Total:	**-**	**-**	**-**	**-**	**-**	**-**	**39,200**	**39,200**

III. Fund Summary

Fund Summary	Previous Years	FY 2022/23	FY 2023/24	FY 2024/25	FY 2025/26	FY 2026/27	Future	Total
FUTURE	-	-	-	-	-	-	39,200	39,200
Total:	**-**	**-**	**-**	**-**	**-**	**-**	**39,200**	**39,200**

MIAMIBEACH

CITY OF MIAMI BEACH
FY 2023 - 2027 Capital Budget and 5-Year Capital Improvement Plan

I. General

FIRE STATION 2 - ELEV. CONTR. PANEL **RENEWAL & REPLACEMENT**

Project Number:	65623
Department:	PROPERTY MANAGEMENT
Location:	MIDDLE BEACH
Description:	Elevator control panel replacement
Projected date range:	10/01/2022 to 09/30/2023

II. Cost Summary

Cost Summary	Previous Years	FY 2022/23	FY 2023/24	FY 2024/25	FY 2025/26	FY 2026/27	Future	Total
RENOVATION	-	57,000	-	-	-	-	-	57,000
Total:	**-**	**57,000**	**-**	**-**	**-**	**-**	**-**	**57,000**

III. Fund Summary

Fund Summary	Previous Years	FY 2022/23	FY 2023/24	FY 2024/25	FY 2025/26	FY 2026/27	Future	Total
125 CAPITAL RENEWAL & REPLACEMENT	-	57,000	-	-	-	-	-	57,000
Total:	**-**	**57,000**	**-**	**-**	**-**	**-**	**-**	**57,000**

MIAMIBEACH

CITY OF MIAMI BEACH
FY 2023 - 2027 Capital Budget and 5-Year Capital Improvement Plan

I. General

FIRE STATION 2 - EXHAUST SYSTEMS **RENEWAL & REPLACEMENT**

Project Number: 65127
Department: PROPERTY MANAGEMENT
Location: MIDDLE BEACH
Description: Replacement of Kitchen, Vehicle and General exhaust systems at Fire Station #2

Projected date range: 10/01/2027 to 09/30/2028

II. Cost Summary

Cost Summary	Previous Years	FY 2022/23	FY 2023/24	FY 2024/25	FY 2025/26	FY 2026/27	Future	Total
FUTURE	-	-	-	-	-	-	100,800	100,800
Total:	**-**	**-**	**-**	**-**	**-**	**-**	**100,800**	**100,800**

III. Fund Summary

Fund Summary	Previous Years	FY 2022/23	FY 2023/24	FY 2024/25	FY 2025/26	FY 2026/27	Future	Total
FUTURE	-	-	-	-	-	-	100,800	100,800
Total:	**-**	**-**	**-**	**-**	**-**	**-**	**100,800**	**100,800**

MIAMIBEACH

CITY OF MIAMI BEACH
FY 2023 - 2027 Capital Budget and 5-Year Capital Improvement Plan

I. General

FIRE STATION 2 - FIRE SUPPRESSION **RENEWAL & REPLACEMENT**

Project Number:	65227
Department:	PROPERTY MANAGEMENT
Location:	MIDDLE BEACH
Description:	Fire Suppression System Renewal at Fire Station #2
Projected date range:	10/01/2027 to 09/30/2028

II. Cost Summary

Cost Summary	Previous Years	FY 2022/23	FY 2023/24	FY 2024/25	FY 2025/26	FY 2026/27	Future	Total
FUTURE	-	-	-	-	-	-	44,800	44,800
Total:	**-**	**-**	**-**	**-**	**-**	**-**	**44,800**	**44,800**

III. Fund Summary

Fund Summary	Previous Years	FY 2022/23	FY 2023/24	FY 2024/25	FY 2025/26	FY 2026/27	Future	Total
FUTURE	-	-	-	-	-	-	44,800	44,800
Total:	**-**	**-**	**-**	**-**	**-**	**-**	**44,800**	**44,800**

MIAMIBEACH

CITY OF MIAMI BEACH
FY 2023 - 2027 Capital Budget and 5-Year Capital Improvement Plan

I. General

FIRE STATION 2 - GAS WATER HEATER **RENEWAL & REPLACEMENT**

Project Number:	65327
Department:	PROPERTY MANAGEMENT
Location:	MIDDLE BEACH
Description:	Gas commercial water heater renewal at Fire Station #2
Projected date range:	10/01/2027 to 09/30/2028

II. Cost Summary

Cost Summary	Previous Years	FY 2022/23	FY 2023/24	FY 2024/25	FY 2025/26	FY 2026/27	Future	Total
FUTURE	-	-	-	-	-	-	84,000	84,000
Total:	**-**	**-**	**-**	**-**	**-**	**-**	**84,000**	**84,000**

III. Fund Summary

Fund Summary	Previous Years	FY 2022/23	FY 2023/24	FY 2024/25	FY 2025/26	FY 2026/27	Future	Total
FUTURE	-	-	-	-	-	-	84,000	84,000
Total:	**-**	**-**	**-**	**-**	**-**	**-**	**84,000**	**84,000**

MIAMIBEACH

CITY OF MIAMI BEACH
FY 2023 - 2027 Capital Budget and 5-Year Capital Improvement Plan

I. General

FIRE STATION 2 - INTERCOM SYSTEM **RENEWAL & REPLACEMENT**

Project Number: 65427
Department: PROPERTY MANAGEMENT
Location: MIDDLE BEACH
Description: Intercom System Renewal at Fire Station #2
Projected date range: 10/01/2027 to 09/30/2028

II. Cost Summary

Cost Summary	Previous Years	FY 2022/23	FY 2023/24	FY 2024/25	FY 2025/26	FY 2026/27	Future	Total
FUTURE	-	-	-	-	-	-	50,400	50,400
Total:	**-**	**-**	**-**	**-**	**-**	**-**	**50,400**	**50,400**

III. Fund Summary

Fund Summary	Previous Years	FY 2022/23	FY 2023/24	FY 2024/25	FY 2025/26	FY 2026/27	Future	Total
FUTURE	-	-	-	-	-	-	50,400	50,400
Total:	**-**	**-**	**-**	**-**	**-**	**-**	**50,400**	**50,400**

MIAMIBEACH

CITY OF MIAMI BEACH
FY 2023 - 2027 Capital Budget and 5-Year Capital Improvement Plan

I. General

FIRE STATION 2 - LED LIGHT RETROFIT **RENEWAL & REPLACEMENT**

Project Number:	60726
Department:	PROPERTY MANAGEMENT
Location:	MIDDLE BEACH
Description:	LED light retrofit at Fire Station #2
Projected date range:	10/01/2025 to 09/30/2026

II. Cost Summary

Cost Summary	Previous Years	FY 2022/23	FY 2023/24	FY 2024/25	FY 2025/26	FY 2026/27	Future	Total
CONSTRUCTION	-	-	-	-	84,000	-	-	84,000
Total:	**-**	**-**	**-**	**-**	**84,000**	**-**	**-**	**84,000**

III. Fund Summary

Fund Summary	Previous Years	FY 2022/23	FY 2023/24	FY 2024/25	FY 2025/26	FY 2026/27	Future	Total
125 CAPITAL RENEWAL & REPLACEMENT	-	-	-	-	84,000	-	-	84,000
Total:	**-**	**-**	**-**	**-**	**84,000**	**-**	**-**	**84,000**

MIAMIBEACH

CITY OF MIAMI BEACH
FY 2023 - 2027 Capital Budget and 5-Year Capital Improvement Plan

I. General

FIRE STATION 2 - PAINT MASONRY **RENEWAL & REPLACEMENT**

Project Number:	61527
Department:	PROPERTY MANAGEMENT
Location:	MIDDLE BEACH
Description:	Paint Masonry / Epoxy Finish Renewal at Fire Station #2
Projected date range:	10/01/2027 to 09/30/2028

II. Cost Summary

Cost Summary	Previous Years	FY 2022/23	FY 2023/24	FY 2024/25	FY 2025/26	FY 2026/27	Future	Total
FUTURE	-	-	-	-	-	-	40,000	40,000
Total:	**-**	**-**	**-**	**-**	**-**	**-**	**40,000**	**40,000**

III. Fund Summary

Fund Summary	Previous Years	FY 2022/23	FY 2023/24	FY 2024/25	FY 2025/26	FY 2026/27	Future	Total
FUTURE	-	-	-	-	-	-	40,000	40,000
Total:	**-**	**-**	**-**	**-**	**-**	**-**	**40,000**	**40,000**

MIAMIBEACH

CITY OF MIAMI BEACH
FY 2023 - 2027 Capital Budget and 5-Year Capital Improvement Plan

I. General

FIRE STATION 2 - PAINTED FINISHED **RENEWAL & REPLACEMENT**

Project Number:	65527
Department:	PROPERTY MANAGEMENT
Location:	MIDDLE BEACH
Description:	Interior paint at Fire Station #2
Projected date range:	10/01/2027 to 09/30/2028

II. Cost Summary

Cost Summary	Previous Years	FY 2022/23	FY 2023/24	FY 2024/25	FY 2025/26	FY 2026/27	Future	Total
FUTURE	-	-	-	-	-	-	168,000	168,000
Total:	**-**	**-**	**-**	**-**	**-**	**-**	**168,000**	**168,000**

III. Fund Summary

Fund Summary	Previous Years	FY 2022/23	FY 2023/24	FY 2024/25	FY 2025/26	FY 2026/27	Future	Total
FUTURE	-	-	-	-	-	-	168,000	168,000
Total:	**-**	**-**	**-**	**-**	**-**	**-**	**168,000**	**168,000**

MIAMIBEACH

CITY OF MIAMI BEACH
FY 2023 - 2027 Capital Budget and 5-Year Capital Improvement Plan

I. General

FIRE STATION 2 - SECURITY SYSTEM CC **RENEWAL & REPLACEMENT**

Project Number:	65727
Department:	PROPERTY MANAGEMENT
Location:	MIDDLE BEACH
Description:	Security system CCTV renewal at Fire Station #2
Projected date range:	10/01/2027 to 09/30/2028

II. Cost Summary

Cost Summary	Previous Years	FY 2022/23	FY 2023/24	FY 2024/25	FY 2025/26	FY 2026/27	Future	Total
FUTURE	-	-	-	-	-	-	28,000	28,000
Total:	**-**	**-**	**-**	**-**	**-**	**-**	**28,000**	**28,000**

III. Fund Summary

Fund Summary	Previous Years	FY 2022/23	FY 2023/24	FY 2024/25	FY 2025/26	FY 2026/27	Future	Total
FUTURE	-	-	-	-	-	-	28,000	28,000
Total:	**-**	**-**	**-**	**-**	**-**	**-**	**28,000**	**28,000**

MIAMIBEACH

CITY OF MIAMI BEACH
FY 2023 - 2027 Capital Budget and 5-Year Capital Improvement Plan

I. General

FIRE STATION 2 - WATER COOLERS RENW **RENEWAL & REPLACEMENT**

Project Number:	65827
Department:	PROPERTY MANAGEMENT
Location:	MIDDLE BEACH
Description:	Dual-height wall mounted water cooler renewal at Fire Station #2
Projected date range:	10/01/2027 to 09/30/2028

II. Cost Summary

Cost Summary	Previous Years	FY 2022/23	FY 2023/24	FY 2024/25	FY 2025/26	FY 2026/27	Future	Total
FUTURE	-	-	-	-	-	-	39,200	39,200
Total:	**-**	**-**	**-**	**-**	**-**	**-**	**39,200**	**39,200**

III. Fund Summary

Fund Summary	Previous Years	FY 2022/23	FY 2023/24	FY 2024/25	FY 2025/26	FY 2026/27	Future	Total
FUTURE	-	-	-	-	-	-	39,200	39,200
Total:	**-**	**-**	**-**	**-**	**-**	**-**	**39,200**	**39,200**

MIAMIBEACH

CITY OF MIAMI BEACH
FY 2023 - 2027 Capital Budget and 5-Year Capital Improvement Plan

I. General

FIRE STATION 2 - WATERPROOF & PAINT **RENEWAL & REPLACEMENT**

Project Number:	61427
Department:	PROPERTY MANAGEMENT
Location:	MIDDLE BEACH
Description:	Exterior paint and waterproofing at Fire Station #2
Projected date range:	10/01/2027 to 09/30/2028

II. Cost Summary

Cost Summary	Previous Years	FY 2022/23	FY 2023/24	FY 2024/25	FY 2025/26	FY 2026/27	Future	Total
FUTURE	-	-	-	-	-	-	224,000	224,000
Total:	**-**	**-**	**-**	**-**	**-**	**-**	**224,000**	**224,000**

III. Fund Summary

Fund Summary	Previous Years	FY 2022/23	FY 2023/24	FY 2024/25	FY 2025/26	FY 2026/27	Future	Total
FUTURE	-	-	-	-	-	-	224,000	224,000
Total:	**-**	**-**	**-**	**-**	**-**	**-**	**224,000**	**224,000**

MIAMIBEACH

CITY OF MIAMI BEACH
FY 2023 - 2027 Capital Budget and 5-Year Capital Improvement Plan

I. General

FIRE STATION 2 ADMIN - 1ST & 2ND FL **RENEWAL & REPLACEMENT**

Project Number:	60526
Department:	PROPERTY MANAGEMENT
Location:	MIDDLE BEACH
Description:	Office reconfiguration including new cubicles at 1st & 2nd floors FS#2 Admin
Projected date range:	10/01/2025 to 09/30/2026

II. Cost Summary

Cost Summary	Previous Years	FY 2022/23	FY 2023/24	FY 2024/25	FY 2025/26	FY 2026/27	Future	Total
RENOVATION	-	-	-	-	96,000	-	-	96,000
Total:	**-**	**-**	**-**	**-**	**96,000**	**-**	**-**	**96,000**

III. Fund Summary

Fund Summary	Previous Years	FY 2022/23	FY 2023/24	FY 2024/25	FY 2025/26	FY 2026/27	Future	Total
125 CAPITAL RENEWAL & REPLACEMENT	-	-	-	-	96,000	-	-	96,000
Total:	**-**	**-**	**-**	**-**	**96,000**	**-**	**-**	**96,000**

MIAMIBEACH

CITY OF MIAMI BEACH
FY 2023 - 2027 Capital Budget and 5-Year Capital Improvement Plan

I. General

FIRE STATION 2 ADMIN - CARD ACCESS **RENEWAL & REPLACEMENT**

Project Number:	65927
Department:	PROPERTY MANAGEMENT
Location:	MIDDLE BEACH
Description:	Card access control renewal at FS#2 Admin
Projected date range:	10/01/2027 to 09/30/2028

II. Cost Summary

Cost Summary	Previous Years	FY 2022/23	FY 2023/24	FY 2024/25	FY 2025/26	FY 2026/27	Future	Total
FUTURE	-	-	-	-	-	-	28,000	28,000
Total:	**-**	**-**	**-**	**-**	**-**	**-**	**28,000**	**28,000**

III. Fund Summary

Fund Summary	Previous Years	FY 2022/23	FY 2023/24	FY 2024/25	FY 2025/26	FY 2026/27	Future	Total
FUTURE	-	-	-	-	-	-	28,000	28,000
Total:	**-**	**-**	**-**	**-**	**-**	**-**	**28,000**	**28,000**

MIAMIBEACH

CITY OF MIAMI BEACH
FY 2023 - 2027 Capital Budget and 5-Year Capital Improvement Plan

I. General

FIRE STATION 2 ADMIN - CARPET REPLA **RENEWAL & REPLACEMENT**

Project Number:	66027
Department:	PROPERTY MANAGEMENT
Location:	MIDDLE BEACH
Description:	Carpeting renewal at FS#2 Admin
Projected date range:	10/01/2027 to 09/30/2028

II. Cost Summary

Cost Summary	Previous Years	FY 2022/23	FY 2023/24	FY 2024/25	FY 2025/26	FY 2026/27	Future	Total
FUTURE	-	-	-	-	-	-	56,000	56,000
Total:	**-**	**-**	**-**	**-**	**-**	**-**	**56,000**	**56,000**

III. Fund Summary

Fund Summary	Previous Years	FY 2022/23	FY 2023/24	FY 2024/25	FY 2025/26	FY 2026/27	Future	Total
FUTURE	-	-	-	-	-	-	56,000	56,000
Total:	**-**	**-**	**-**	**-**	**-**	**-**	**56,000**	**56,000**

MIAMIBEACH

CITY OF MIAMI BEACH
FY 2023 - 2027 Capital Budget and 5-Year Capital Improvement Plan

I. General

FIRE STATION 2 ADMIN - HVAC ELECTRI **RENEWAL & REPLACEMENT**

Project Number:	66127
Department:	PROPERTY MANAGEMENT
Location:	SOUTH BEACH
Description:	Replacement of HVAC controls at FS#2 Admin
Projected date range:	10/01/2027 to 09/30/2028

II. Cost Summary

Cost Summary	Previous Years	FY 2022/23	FY 2023/24	FY 2024/25	FY 2025/26	FY 2026/27	Future	Total
FUTURE	-	-	-	-	-	-	57,000	57,000
Total:	**-**	**-**	**-**	**-**	**-**	**-**	**57,000**	**57,000**

III. Fund Summary

Fund Summary	Previous Years	FY 2022/23	FY 2023/24	FY 2024/25	FY 2025/26	FY 2026/27	Future	Total
FUTURE	-	-	-	-	-	-	57,000	57,000
Total:	**-**	**-**	**-**	**-**	**-**	**-**	**57,000**	**57,000**

MIAMIBEACH

CITY OF MIAMI BEACH
FY 2023 - 2027 Capital Budget and 5-Year Capital Improvement Plan

I. General

FIRE STATION 2 ADMIN - INT. PAINT **RENEWAL & REPLACEMENT**

Project Number: 60426
Department: PROPERTY MANAGEMENT
Location: MIDDLE BEACH
Description: FIRE STATION 2 ADMIN - INTERIOR PAINTING
Projected date range: 10/01/2025 to 09/30/2026

II. Cost Summary

Cost Summary	Previous Years	FY 2022/23	FY 2023/24	FY 2024/25	FY 2025/26	FY 2026/27	Future	Total
RENOVATION	-	-	-	72,150	23,850	-	-	96,000
Total:	**-**	**-**	**-**	**72,150**	**23,850**	**-**	**-**	**96,000**

III. Fund Summary

Fund Summary	Previous Years	FY 2022/23	FY 2023/24	FY 2024/25	FY 2025/26	FY 2026/27	Future	Total
125 CAPITAL RENEWAL & REPLACEMENT	-	-	-	72,150	23,850	-	-	96,000
Total:	**-**	**-**	**-**	**72,150**	**23,850**	**-**	**-**	**96,000**

MIAMIBEACH

CITY OF MIAMI BEACH
FY 2023 - 2027 Capital Budget and 5-Year Capital Improvement Plan

I. General

FIRE STATION 2 ADMIN - LED LIGHTS **RENEWAL & REPLACEMENT**

Project Number:	61327
Department:	PROPERTY MANAGEMENT
Location:	MIDDLE BEACH
Description:	LED light retrofit at FS#2 Admin
Projected date range:	10/01/2027 to 09/30/2028

II. Cost Summary

Cost Summary	Previous Years	FY 2022/23	FY 2023/24	FY 2024/25	FY 2025/26	FY 2026/27	Future	Total
FUTURE	-	-	-	-	-	-	56,000	56,000
Total:	**-**	**-**	**-**	**-**	**-**	**-**	**56,000**	**56,000**

III. Fund Summary

Fund Summary	Previous Years	FY 2022/23	FY 2023/24	FY 2024/25	FY 2025/26	FY 2026/27	Future	Total
FUTURE	-	-	-	-	-	-	56,000	56,000
Total:	**-**	**-**	**-**	**-**	**-**	**-**	**56,000**	**56,000**

MIAMIBEACH

CITY OF MIAMI BEACH
FY 2023 - 2027 Capital Budget and 5-Year Capital Improvement Plan

I. General

FIRE STATION 2-A/C REPLACEMENT **RENEWAL & REPLACEMENT**

Project Number:	60420
Department:	PROPERTY MANAGEMENT
Location:	MIDDLE BEACH
Description:	Current units have reached the end of their useful life.
Projected date range:	10/01/2020 to 12/31/2022

II. Cost Summary

Cost Summary	Previous Years	FY 2022/23	FY 2023/24	FY 2024/25	FY 2025/26	FY 2026/27	Future	Total
CONTRACTED SERVICES REPAIR	50,130	-	-	-	-	-	-	50,130
INTERNAL CHARGEBACK	2,115	-	-	-	-	-	-	2,115
Total:	**52,245**	**-**	**-**	**-**	**-**	**-**	**-**	**52,245**

III. Fund Summary

Fund Summary	Previous Years	FY 2022/23	FY 2023/24	FY 2024/25	FY 2025/26	FY 2026/27	Future	Total
125 CAPITAL RENEWAL & REPLACEMENT	33,545	-	-	-	-	-	-	33,545
305 SB QUALITY OF LIFE REST.TAX 1%	18,700	-	-	-	-	-	-	18,700
Total:	**52,245**	**-**	**-**	**-**	**-**	**-**	**-**	**52,245**

MIAMIBEACH

CITY OF MIAMI BEACH
FY 2023 - 2027 Capital Budget and 5-Year Capital Improvement Plan

I. General

FIRE STATION 3 - CALL SYSTEM RENEW. **RENEWAL & REPLACEMENT**

Project Number:	66227
Department:	PROPERTY MANAGEMENT
Location:	NORTH BEACH
Description:	Call system renewal at Fire Station #3
Projected date range:	10/01/2027 to 09/30/2028

II. Cost Summary

Cost Summary	Previous Years	FY 2022/23	FY 2023/24	FY 2024/25	FY 2025/26	FY 2026/27	Future	Total
FUTURE	-	-	-	-	-	-	179,200	179,200
Total:	**-**	**-**	**-**	**-**	**-**	**-**	**179,200**	**179,200**

III. Fund Summary

Fund Summary	Previous Years	FY 2022/23	FY 2023/24	FY 2024/25	FY 2025/26	FY 2026/27	Future	Total
FUTURE	-	-	-	-	-	-	179,200	179,200
Total:	**-**	**-**	**-**	**-**	**-**	**-**	**179,200**	**179,200**

MIAMIBEACH

CITY OF MIAMI BEACH
FY 2023 - 2027 Capital Budget and 5-Year Capital Improvement Plan

I. General

FIRE STATION 3 - DISTRIBUTION EQUIP **RENEWAL & REPLACEMENT**

Project Number:	66327
Department:	PROPERTY MANAGEMENT
Location:	NORTH BEACH
Description:	Distribution Equipment, Panelboards and Feeders Renewal at Fire Station #3
Projected date range:	10/01/2027 to 09/30/2028

II. Cost Summary

Cost Summary	Previous Years	FY 2022/23	FY 2023/24	FY 2024/25	FY 2025/26	FY 2026/27	Future	Total
FUTURE	-	-	-	-	-	-	131,760	131,760
Total:	**-**	**-**	**-**	**-**	**-**	**-**	**131,760**	**131,760**

III. Fund Summary

Fund Summary	Previous Years	FY 2022/23	FY 2023/24	FY 2024/25	FY 2025/26	FY 2026/27	Future	Total
FUTURE	-	-	-	-	-	-	131,760	131,760
Total:	**-**	**-**	**-**	**-**	**-**	**-**	**131,760**	**131,760**

MIAMIBEACH

CITY OF MIAMI BEACH
FY 2023 - 2027 Capital Budget and 5-Year Capital Improvement Plan

I. General

FIRE STATION 3 - GYM FLOORING RENOV **RENEWAL & REPLACEMENT**

Project Number:	61827
Department:	PROPERTY MANAGEMENT
Location:	NORTH BEACH
Description:	Gym flooring renewal at Fire Station #3
Projected date range:	10/01/2027 to 09/30/2028

II. Cost Summary

Cost Summary	Previous Years	FY 2022/23	FY 2023/24	FY 2024/25	FY 2025/26	FY 2026/27	Future	Total
FUTURE	-	-	-	-	-	-	34,000	34,000
Total:	**-**	**-**	**-**	**-**	**-**	**-**	**34,000**	**34,000**

III. Fund Summary

Fund Summary	Previous Years	FY 2022/23	FY 2023/24	FY 2024/25	FY 2025/26	FY 2026/27	Future	Total
FUTURE	-	-	-	-	-	-	34,000	34,000
Total:	**-**	**-**	**-**	**-**	**-**	**-**	**34,000**	**34,000**

MIAMIBEACH

CITY OF MIAMI BEACH
FY 2023 - 2027 Capital Budget and 5-Year Capital Improvement Plan

I. General

FIRE STATION 3 - HVAC RENEWAL **RENEWAL & REPLACEMENT**

Project Number:	65523
Department:	PROPERTY MANAGEMENT
Location:	NORTH BEACH
Description:	HVAC Renewal at Fire Station #3
Projected date range:	10/01/2022 to 09/30/2023

II. Cost Summary

Cost Summary	Previous Years	FY 2022/23	FY 2023/24	FY 2024/25	FY 2025/26	FY 2026/27	Future	Total
RENOVATION	-	92,000	-	-	-	-	-	92,000
Total:	**-**	**92,000**	**-**	**-**	**-**	**-**	**-**	**92,000**

III. Fund Summary

Fund Summary	Previous Years	FY 2022/23	FY 2023/24	FY 2024/25	FY 2025/26	FY 2026/27	Future	Total
125 CAPITAL RENEWAL & REPLACEMENT	-	92,000	-	-	-	-	-	92,000
Total:	**-**	**92,000**	**-**	**-**	**-**	**-**	**-**	**92,000**

MIAMIBEACH

CITY OF MIAMI BEACH
FY 2023 - 2027 Capital Budget and 5-Year Capital Improvement Plan

I. General

FIRE STATION 3 - KITCHEN EQUIPMENT **RENEWAL & REPLACEMENT**

Project Number:	66427
Department:	PROPERTY MANAGEMENT
Location:	NORTH BEACH
Description:	Kitchen Equipment Renewal at Fire Station 3
Projected date range:	10/01/2027 to 09/30/2028

II. Cost Summary

Cost Summary	Previous Years	FY 2022/23	FY 2023/24	FY 2024/25	FY 2025/26	FY 2026/27	Future	Total
FUTURE	-	-	-	-	-	-	61,600	61,600
Total:	**-**	**-**	**-**	**-**	**-**	**-**	**61,600**	**61,600**

III. Fund Summary

Fund Summary	Previous Years	FY 2022/23	FY 2023/24	FY 2024/25	FY 2025/26	FY 2026/27	Future	Total
FUTURE	-	-	-	-	-	-	61,600	61,600
Total:	**-**	**-**	**-**	**-**	**-**	**-**	**61,600**	**61,600**

MIAMIBEACH

CITY OF MIAMI BEACH
FY 2023 - 2027 Capital Budget and 5-Year Capital Improvement Plan

I. General

FIRE STATION 3 - PAINTED FINISH REN **RENEWAL & REPLACEMENT**

Project Number:	61927
Department:	PROPERTY MANAGEMENT
Location:	NORTH BEACH
Description:	Painted Finish Renewal at Fire Station #3
Projected date range:	10/01/2027 to 09/30/2028

II. Cost Summary

Cost Summary	Previous Years	FY 2022/23	FY 2023/24	FY 2024/25	FY 2025/26	FY 2026/27	Future	Total
FUTURE	-	-	-	-	-	-	101,000	101,000
Total:	**-**	**-**	**-**	**-**	**-**	**-**	**101,000**	**101,000**

III. Fund Summary

Fund Summary	Previous Years	FY 2022/23	FY 2023/24	FY 2024/25	FY 2025/26	FY 2026/27	Future	Total
FUTURE	-	-	-	-	-	-	101,000	101,000
Total:	**-**	**-**	**-**	**-**	**-**	**-**	**101,000**	**101,000**

MIAMIBEACH

CITY OF MIAMI BEACH
FY 2023 - 2027 Capital Budget and 5-Year Capital Improvement Plan

I. General

FIRE STATION 3 - PERIMETER FENCE **RENEWAL & REPLACEMENT**

Project Number:	61727
Department:	PROPERTY MANAGEMENT
Location:	NORTH BEACH
Description:	Perimeter fence renewal at Fire Station #3
Projected date range:	10/01/2027 to 09/30/2028

II. Cost Summary

Cost Summary	Previous Years	FY 2022/23	FY 2023/24	FY 2024/25	FY 2025/26	FY 2026/27	Future	Total
FUTURE	-	-	-	-	-	-	61,000	61,000
Total:	**-**	**-**	**-**	**-**	**-**	**-**	**61,000**	**61,000**

III. Fund Summary

Fund Summary	Previous Years	FY 2022/23	FY 2023/24	FY 2024/25	FY 2025/26	FY 2026/27	Future	Total
FUTURE	-	-	-	-	-	-	61,000	61,000
Total:	**-**	**-**	**-**	**-**	**-**	**-**	**61,000**	**61,000**

MIAMIBEACH

CITY OF MIAMI BEACH
FY 2023 - 2027 Capital Budget and 5-Year Capital Improvement Plan

I. General

FIRE STATION 3 - REPL. EXHAUST SYS **RENEWAL & REPLACEMENT**

Project Number:	66527
Department:	PROPERTY MANAGEMENT
Location:	NORTH BEACH
Description:	Replacement of Kitchen, Vehicle and Restroom exhaust systems at Fire Station #3
Projected date range:	10/01/2027 to 09/30/2028

II. Cost Summary

Cost Summary	Previous Years	FY 2022/23	FY 2023/24	FY 2024/25	FY 2025/26	FY 2026/27	Future	Total
FUTURE	-	-	-	-	-	-	228,000	228,000
Total:	**-**	**-**	**-**	**-**	**-**	**-**	**228,000**	**228,000**

III. Fund Summary

Fund Summary	Previous Years	FY 2022/23	FY 2023/24	FY 2024/25	FY 2025/26	FY 2026/27	Future	Total
FUTURE	-	-	-	-	-	-	228,000	228,000
Total:	**-**	**-**	**-**	**-**	**-**	**-**	**228,000**	**228,000**

MIAMIBEACH

CITY OF MIAMI BEACH
FY 2023 - 2027 Capital Budget and 5-Year Capital Improvement Plan

I. General

FIRE STATION 3 - ROOF RENEWAL **RENEWAL & REPLACEMENT**

Project Number:	66123
Department:	PROPERTY MANAGEMENT
Location:	NORTH BEACH
Description:	Roof Replacement at Fire Station 3
Projected date range:	10/01/2022 to 09/30/2023

II. Cost Summary

Cost Summary	Previous Years	FY 2022/23	FY 2023/24	FY 2024/25	FY 2025/26	FY 2026/27	Future	Total
RENOVATION	-	228,000	-	-	-	-	-	228,000
Total:	**-**	**228,000**	**-**	**-**	**-**	**-**	**-**	**228,000**

III. Fund Summary

Fund Summary	Previous Years	FY 2022/23	FY 2023/24	FY 2024/25	FY 2025/26	FY 2026/27	Future	Total
302 PAY-AS-YOU-GO	-	228,000	-	-	-	-	-	228,000
Total:	**-**	**228,000**	**-**	**-**	**-**	**-**	**-**	**228,000**

MIAMIBEACH

CITY OF MIAMI BEACH
FY 2023 - 2027 Capital Budget and 5-Year Capital Improvement Plan

I. General

FIRE STATION 3 - SECURITY SYSTEM **RENEWAL & REPLACEMENT**

Project Number:	67123
Department:	PROPERTY MANAGEMENT
Location:	NORTH BEACH
Description:	Card access control renewal at Fire Station #3
Projected date range:	10/01/2022 to 09/30/2023

II. Cost Summary

Cost Summary	Previous Years	FY 2022/23	FY 2023/24	FY 2024/25	FY 2025/26	FY 2026/27	Future	Total
RENOVATION	-	43,000	-	-	-	-	-	43,000
Total:	**-**	**43,000**	**-**	**-**	**-**	**-**	**-**	**43,000**

III. Fund Summary

Fund Summary	Previous Years	FY 2022/23	FY 2023/24	FY 2024/25	FY 2025/26	FY 2026/27	Future	Total
378 99 GO BONDS FIRE SAFETY (B)	-	43,000	-	-	-	-	-	43,000
Total:	**-**	**43,000**	**-**	**-**	**-**	**-**	**-**	**43,000**

MIAMIBEACH

CITY OF MIAMI BEACH
FY 2023 - 2027 Capital Budget and 5-Year Capital Improvement Plan

I. General

FIRE STATION 3 - WATCH OFFICE RENO. **RENEWAL & REPLACEMENT**

Project Number:	60826
Department:	PROPERTY MANAGEMENT
Location:	NORTH BEACH
Description:	Renovation of Watch office at Fire Station #3
Projected date range:	10/01/2025 to 09/30/2026

II. Cost Summary

Cost Summary	Previous Years	FY 2022/23	FY 2023/24	FY 2024/25	FY 2025/26	FY 2026/27	Future	Total
CONSTRUCTION	-	-	-	-	61,000	-	-	61,000
Total:	**-**	**-**	**-**	**-**	**61,000**	**-**	**-**	**61,000**

III. Fund Summary

Fund Summary	Previous Years	FY 2022/23	FY 2023/24	FY 2024/25	FY 2025/26	FY 2026/27	Future	Total
125 CAPITAL RENEWAL & REPLACEMENT	-	-	-	-	61,000	-	-	61,000
Total:	**-**	**-**	**-**	**-**	**61,000**	**-**	**-**	**61,000**

MIAMIBEACH

CITY OF MIAMI BEACH
FY 2023 - 2027 Capital Budget and 5-Year Capital Improvement Plan

I. General

FIRE STATION 3 - WATERPRF. & PAINT **RENEWAL & REPLACEMENT**

Project Number:	61627
Department:	PROPERTY MANAGEMENT
Location:	NORTH BEACH
Description:	Exterior paint and waterproofing at Fire Station #3
Projected date range:	10/01/2027 to 09/30/2028

II. Cost Summary

Cost Summary	Previous Years	FY 2022/23	FY 2023/24	FY 2024/25	FY 2025/26	FY 2026/27	Future	Total
FUTURE	-	-	-	-	-	-	135,000	135,000
Total:	**-**	**-**	**-**	**-**	**-**	**-**	**135,000**	**135,000**

III. Fund Summary

Fund Summary	Previous Years	FY 2022/23	FY 2023/24	FY 2024/25	FY 2025/26	FY 2026/27	Future	Total
FUTURE	-	-	-	-	-	-	135,000	135,000
Total:	**-**	**-**	**-**	**-**	**-**	**-**	**135,000**	**135,000**

MIAMIBEACH

CITY OF MIAMI BEACH
FY 2023 - 2027 Capital Budget and 5-Year Capital Improvement Plan

I. General

FIRE STATION 3 FIRE ALARM UPGRADE **RENEWAL & REPLACEMENT**

Project Number:	67200
Department:	PROPERTY MANAGEMENT
Location:	MIDDLE BEACH
Description:	Removing the existing Fire alarm and replacing it with a new one.
Projected date range:	10/01/2015 to 12/31/2022

II. Cost Summary

Cost Summary	Previous Years	FY 2022/23	FY 2023/24	FY 2024/25	FY 2025/26	FY 2026/27	Future	Total
CONTRACTED SERVICES REPAIR	40,000	-	-	-	-	-	-	40,000
INTERNAL CHARGEBACK	337	-	-	-	-	-	-	337
OTHER OPERATING	5,949	-	-	-	-	-	-	5,949
RENOVATION	714	-	-	-	-	-	-	714
Total:	**47,000**	**-**	**-**	**-**	**-**	**-**	**-**	**47,000**

III. Fund Summary

Fund Summary	Previous Years	FY 2022/23	FY 2023/24	FY 2024/25	FY 2025/26	FY 2026/27	Future	Total
125 CAPITAL RENEWAL & REPLACEMENT	47,000	-	-	-	-	-	-	47,000
Total:	**47,000**	**-**	**-**	**-**	**-**	**-**	**-**	**47,000**

MIAMIBEACH

CITY OF MIAMI BEACH
FY 2023 - 2027 Capital Budget and 5-Year Capital Improvement Plan

I. General

FIRE STATION 4 - REPL. EXHAUST SYS **RENEWAL & REPLACEMENT**

Project Number:	66727
Department:	PROPERTY MANAGEMENT
Location:	NORTH BEACH
Description:	Replacement of Kitchen, Vehicle and Restroom exhaust systems at Fire Station #4
Projected date range:	10/01/2027 to 09/30/2028

II. Cost Summary

Cost Summary	Previous Years	FY 2022/23	FY 2023/24	FY 2024/25	FY 2025/26	FY 2026/27	Future	Total
FUTURE	-	-	-	-	-	-	145,600	145,600
Total:	**-**	**-**	**-**	**-**	**-**	**-**	**145,600**	**145,600**

III. Fund Summary

Fund Summary	Previous Years	FY 2022/23	FY 2023/24	FY 2024/25	FY 2025/26	FY 2026/27	Future	Total
FUTURE	-	-	-	-	-	-	145,600	145,600
Total:	**-**	**-**	**-**	**-**	**-**	**-**	**145,600**	**145,600**

MIAMIBEACH

CITY OF MIAMI BEACH
FY 2023 - 2027 Capital Budget and 5-Year Capital Improvement Plan

I. General

FIRE STATION 4 - CALL SYSTEM RENEWL **RENEWAL & REPLACEMENT**

Project Number:	62427
Department:	PROPERTY MANAGEMENT
Location:	NORTH BEACH
Description:	Call system renewal at Fire Station #4
Projected date range:	10/01/2027 to 09/30/2028

II. Cost Summary

Cost Summary	Previous Years	FY 2022/23	FY 2023/24	FY 2024/25	FY 2025/26	FY 2026/27	Future	Total
FUTURE	-	-	-	-	-	-	191,000	191,000
Total:	**-**	**-**	**-**	**-**	**-**	**-**	**191,000**	**191,000**

III. Fund Summary

Fund Summary	Previous Years	FY 2022/23	FY 2023/24	FY 2024/25	FY 2025/26	FY 2026/27	Future	Total
FUTURE	-	-	-	-	-	-	191,000	191,000
Total:	**-**	**-**	**-**	**-**	**-**	**-**	**191,000**	**191,000**

MIAMIBEACH

CITY OF MIAMI BEACH
FY 2023 - 2027 Capital Budget and 5-Year Capital Improvement Plan

I. General

FIRE STATION 4 - CONCRETE PATHWAY **RENEWAL & REPLACEMENT**

Project Number:	62027
Department:	PROPERTY MANAGEMENT
Location:	NORTH BEACH
Description:	Concrete pathway renewal at Fire Station #4
Projected date range:	10/01/2027 to 09/30/2028

II. Cost Summary

Cost Summary	Previous Years	FY 2022/23	FY 2023/24	FY 2024/25	FY 2025/26	FY 2026/27	Future	Total
FUTURE	-	-	-	-	-	-	28,000	28,000
Total:	**-**	**-**	**-**	**-**	**-**	**-**	**28,000**	**28,000**

III. Fund Summary

Fund Summary	Previous Years	FY 2022/23	FY 2023/24	FY 2024/25	FY 2025/26	FY 2026/27	Future	Total
FUTURE	-	-	-	-	-	-	28,000	28,000
Total:	**-**	**-**	**-**	**-**	**-**	**-**	**28,000**	**28,000**

MIAMIBEACH

CITY OF MIAMI BEACH
FY 2023 - 2027 Capital Budget and 5-Year Capital Improvement Plan

I. General

FIRE STATION 4 - EMERGENCY LIGHTS **RENEWAL & REPLACEMENT**

Project Number:	62227
Department:	PROPERTY MANAGEMENT
Location:	NORTH BEACH
Description:	Emergency Lighting and Exit Signs renewal at Fire Station #4
Projected date range:	10/01/2027 to 09/30/2028

II. Cost Summary

Cost Summary	Previous Years	FY 2022/23	FY 2023/24	FY 2024/25	FY 2025/26	FY 2026/27	Future	Total
FUTURE	-	-	-	-	-	-	34,000	34,000
Total:	**-**	**-**	**-**	**-**	**-**	**-**	**34,000**	**34,000**

III. Fund Summary

Fund Summary	Previous Years	FY 2022/23	FY 2023/24	FY 2024/25	FY 2025/26	FY 2026/27	Future	Total
FUTURE	-	-	-	-	-	-	34,000	34,000
Total:	**-**	**-**	**-**	**-**	**-**	**-**	**34,000**	**34,000**

MIAMIBEACH

CITY OF MIAMI BEACH
FY 2023 - 2027 Capital Budget and 5-Year Capital Improvement Plan

I. General

FIRE STATION 4 - FIRE ALARM RENEWAL **RENEWAL & REPLACEMENT**

Project Number:	65823
Department:	PROPERTY MANAGEMENT
Location:	NORTH BEACH
Description:	Replace Fire Alarm system at Fire Station #4.
Projected date range:	10/01/2022 to 09/30/2023

II. Cost Summary

Cost Summary	Previous Years	FY 2022/23	FY 2023/24	FY 2024/25	FY 2025/26	FY 2026/27	Future	Total
RENOVATION	-	98,000	-	-	-	-	-	98,000
Total:	**-**	**98,000**	**-**	**-**	**-**	**-**	**-**	**98,000**

III. Fund Summary

Fund Summary	Previous Years	FY 2022/23	FY 2023/24	FY 2024/25	FY 2025/26	FY 2026/27	Future	Total
125 CAPITAL RENEWAL & REPLACEMENT	-	98,000	-	-	-	-	-	98,000
Total:	**-**	**98,000**	**-**	**-**	**-**	**-**	**-**	**98,000**

MIAMIBEACH

CITY OF MIAMI BEACH
FY 2023 - 2027 Capital Budget and 5-Year Capital Improvement Plan

I. General

FIRE STATION 4 - LED LIGHTS RETROFT

RENEWAL & REPLACEMENT

Project Number:	62127
Department:	PROPERTY MANAGEMENT
Location:	NORTH BEACH
Description:	LED light retrofit at Fire Station #4
Projected date range:	10/01/2027 to 09/30/2028

II. Cost Summary

Cost Summary	Previous Years	FY 2022/23	FY 2023/24	FY 2024/25	FY 2025/26	FY 2026/27	Future	Total
FUTURE	-	-	-	-	-	-	56,000	56,000
Total:	**-**	**-**	**-**	**-**	**-**	**-**	**56,000**	**56,000**

III. Fund Summary

Fund Summary	Previous Years	FY 2022/23	FY 2023/24	FY 2024/25	FY 2025/26	FY 2026/27	Future	Total
FUTURE	-	-	-	-	-	-	56,000	56,000
Total:	**-**	**-**	**-**	**-**	**-**	**-**	**56,000**	**56,000**

MIAMIBEACH

CITY OF MIAMI BEACH
FY 2023 - 2027 Capital Budget and 5-Year Capital Improvement Plan

I. General

FIRE STATION 4 - PAINTED FINISH REN **RENEWAL & REPLACEMENT**

Project Number:	66627
Department:	PROPERTY MANAGEMENT
Location:	NORTH BEACH
Description:	Painted Finish Renewal at Fire Station #4
Projected date range:	10/01/2027 to 09/30/2028

II. Cost Summary

Cost Summary	Previous Years	FY 2022/23	FY 2023/24	FY 2024/25	FY 2025/26	FY 2026/27	Future	Total
FUTURE	-	-	-	-	-	-	89,600	89,600
Total:	**-**	**-**	**-**	**-**	**-**	**-**	**89,600**	**89,600**

III. Fund Summary

Fund Summary	Previous Years	FY 2022/23	FY 2023/24	FY 2024/25	FY 2025/26	FY 2026/27	Future	Total
FUTURE	-	-	-	-	-	-	89,600	89,600
Total:	**-**	**-**	**-**	**-**	**-**	**-**	**89,600**	**89,600**

MIAMIBEACH

CITY OF MIAMI BEACH
FY 2023 - 2027 Capital Budget and 5-Year Capital Improvement Plan

I. General

FIRE STATION 4 - RUBBER TILE FITNESS **RENEWAL & REPLACEMENT**

Project Number:	62327
Department:	PROPERTY MANAGEMENT
Location:	NORTH BEACH
Description:	Rubber tile renewal fitness room at Fire Station #4
Projected date range:	10/01/2027 to 09/30/2028

II. Cost Summary

Cost Summary	Previous Years	FY 2022/23	FY 2023/24	FY 2024/25	FY 2025/26	FY 2026/27	Future	Total
FUTURE	-	-	-	-	-	-	34,000	34,000
Total:	**-**	**-**	**-**	**-**	**-**	**-**	**34,000**	**34,000**

III. Fund Summary

Fund Summary	Previous Years	FY 2022/23	FY 2023/24	FY 2024/25	FY 2025/26	FY 2026/27	Future	Total
FUTURE	-	-	-	-	-	-	34,000	34,000
Total:	**-**	**-**	**-**	**-**	**-**	**-**	**34,000**	**34,000**

MIAMIBEACH

CITY OF MIAMI BEACH
FY 2023 - 2027 Capital Budget and 5-Year Capital Improvement Plan

I. General

FLAMING PARK POOL FACILITY RENO. **RENEWAL & REPLACEMENT**

Project Number:	62527
Department:	PROPERTY MANAGEMENT
Location:	SOUTH BEACH
Description:	Full renovation of Flamingo Park Pool Facility (including fixtures, finishes and door assemblies)
Projected date range:	10/01/2027 to 09/30/2028

II. Cost Summary

Cost Summary	Previous Years	FY 2022/23	FY 2023/24	FY 2024/25	FY 2025/26	FY 2026/27	Future	Total
FUTURE	-	-	-	-	-	-	183,000	183,000
Total:	**-**	**-**	**-**	**-**	**-**	**-**	**183,000**	**183,000**

III. Fund Summary

Fund Summary	Previous Years	FY 2022/23	FY 2023/24	FY 2024/25	FY 2025/26	FY 2026/27	Future	Total
FUTURE	-	-	-	-	-	-	183,000	183,000
Total:	**-**	**-**	**-**	**-**	**-**	**-**	**183,000**	**183,000**

MIAMIBEACH

CITY OF MIAMI BEACH
FY 2023 - 2027 Capital Budget and 5-Year Capital Improvement Plan

I. General

FLAMINGO FOOTBALL STADIUM RAILINGS **RENEWAL & REPLACEMENT**

Project Number:	60523
Department:	PARKS AND RECREATION
Location:	SOUTH BEACH'
Description:	Replacement of railings at the Flamingo Park football stadium.
Projected date range:	10/01/2022 to 09/30/2024

II. Cost Summary

Cost Summary	Previous Years	FY 2022/23	FY 2023/24	FY 2024/25	FY 2025/26	FY 2026/27	Future	Total
FUTURE	-	-	-	-	-	-	100,000	100,000
Total:	**-**	**-**	**-**	**-**	**-**	**-**	**100,000**	**100,000**

III. Fund Summary

Fund Summary	Previous Years	FY 2022/23	FY 2023/24	FY 2024/25	FY 2025/26	FY 2026/27	Future	Total
FUTURE	-	-	-	-	-	-	100,000	100,000
Total:	**-**	**-**	**-**	**-**	**-**	**-**	**100,000**	**100,000**

MIAMIBEACH

CITY OF MIAMI BEACH
FY 2023 - 2027 Capital Budget and 5-Year Capital Improvement Plan

I. General

FLAMINGO PARK BASEBALL FACILITY RES **RENEWAL & REPLACEMENT**

Project Number: 66827
Department: PROPERTY MANAGEMENT
Location: SOUTH BEACH
Description: Full renovation of Flamingo Park Baseball Facility Restrooms (including fixtures, finishes and door assemblies)
Projected date range: 10/01/2027 to 09/30/2028

II. Cost Summary

Cost Summary	Previous Years	FY 2022/23	FY 2023/24	FY 2024/25	FY 2025/26	FY 2026/27	Future	Total
FUTURE	-	-	-	-	-	-	93,000	93,000
Total:	**-**	**-**	**-**	**-**	**-**	**-**	**93,000**	**93,000**

III. Fund Summary

Fund Summary	Previous Years	FY 2022/23	FY 2023/24	FY 2024/25	FY 2025/26	FY 2026/27	Future	Total
FUTURE	-	-	-	-	-	-	93,000	93,000
Total:	**-**	**-**	**-**	**-**	**-**	**-**	**93,000**	**93,000**

MIAMIBEACH

CITY OF MIAMI BEACH
FY 2023 - 2027 Capital Budget and 5-Year Capital Improvement Plan

I. General

FLAMINGO PARK HURRICANE WINDOWS **RENEWAL & REPLACEMENT**

Project Number:	62923
Department:	PROPERTY MANAGEMENT
Location:	SOUTH BEACH
Description:	This Project will consist of replacing all the windows in the Flamingo Park Youth Center with hurricane impact windows.
Projected date range:	10/01/2022 to 09/30/2024

II. Cost Summary

Cost Summary	Previous Years	FY 2022/23	FY 2023/24	FY 2024/25	FY 2025/26	FY 2026/27	Future	Total
CONTRACTED SERVICES REPAIR	-	-	98,000	-	-	-	-	98,000
Total:	**-**	**-**	**98,000**	**-**	**-**	**-**	**-**	**98,000**

III. Fund Summary

Fund Summary	Previous Years	FY 2022/23	FY 2023/24	FY 2024/25	FY 2025/26	FY 2026/27	Future	Total
125 CAPITAL RENEWAL & REPLACEMENT	-	-	98,000	-	-	-	-	98,000
Total:	**-**	**-**	**98,000**	**-**	**-**	**-**	**-**	**98,000**

MIAMIBEACH

CITY OF MIAMI BEACH
FY 2023 - 2027 Capital Budget and 5-Year Capital Improvement Plan

I. General

FLAMINGO PARK NORTH-SOUTH WALKWAY **RENEWAL & REPLACEMENT**

Project Number:	60022
Department:	PARKS AND RECREATION
Location:	SOUTH BEACH
Description:	Repair and replacement of north-south walkway at Flamingo Park
Projected date range:	10/01/2022 to 09/30/2024

II. Cost Summary

Cost Summary	Previous Years	FY 2022/23	FY 2023/24	FY 2024/25	FY 2025/26	FY 2026/27	Future	Total
FUTURE	-	-	-	-	-	-	300,000	300,000
Total:	**-**	**-**	**-**	**-**	**-**	**-**	**300,000**	**300,000**

III. Fund Summary

Fund Summary	Previous Years	FY 2022/23	FY 2023/24	FY 2024/25	FY 2025/26	FY 2026/27	Future	Total
FUTURE	-	-	-	-	-	-	300,000	300,000
Total:	**-**	**-**	**-**	**-**	**-**	**-**	**300,000**	**300,000**

MIAMIBEACH

CITY OF MIAMI BEACH
FY 2023 - 2027 Capital Budget and 5-Year Capital Improvement Plan

I. General

FLAMINGO PARK POOL PLAYGROUND **RENEWAL & REPLACEMENT**

Project Number: 67420

Department: PARKS AND RECREATION

Location: SOUTH BEACH

Description: The Parks and Recreation Department is recommending the replacement of the existing water playground at the pool to improve customer satisfaction with the pool. Replacement includes removal/disposal of the water playground and installation of the new water playground in addition to any related contracted work such as electrical bonding.

Projected date range: 10/01/2015 to 12/31/2022

II. Cost Summary

Cost Summary	Previous Years	FY 2022/23	FY 2023/24	FY 2024/25	FY 2025/26	FY 2026/27	Future	Total
CONTRACTED SERVICES REPAIR	6,143	-	-	-	-	-	-	6,143
FURNITURE, FIXTURES, EQUIPMENT	121,086	-	-	-	-	-	-	121,086
OTHER CONTRACTUAL SERVICES	104,175	-	-	-	-	-	-	104,175
OTHER COSTS	680	-	-	-	-	-	-	680
PROFESSIONAL SERVICES	13,500	-	-	-	-	-	-	13,500
Total:	**245,584**	**-**	**-**	**-**	**-**	**-**	**-**	**245,584**

III. Fund Summary

Fund Summary	Previous Years	FY 2022/23	FY 2023/24	FY 2024/25	FY 2025/26	FY 2026/27	Future	Total
366 PARKS AND REC. BEAUTIF. FUNDS	65,383	-	-	-	-	-	-	65,383
370 RCP -1996 15M GO BOND	104,175	-	-	-	-	-	-	104,175
383 2003 GO BONDS-PARKS & BEACHES	76,026	-	-	-	-	-	-	76,026
Total:	**245,584**	**-**	**-**	**-**	**-**	**-**	**-**	**245,584**

MIAMIBEACH

CITY OF MIAMI BEACH
FY 2023 - 2027 Capital Budget and 5-Year Capital Improvement Plan

I. General

FLAMINGO POOL DECK & PUMP ROOM **RENEWAL & REPLACEMENT**

Project Number:	66418
Department:	PARKS AND RECREATION
Location:	SOUTH BEACH
Description:	Flamingo Pool deck improvements and pool pump room improvements
Projected date range:	10/01/2023 to 12/31/2024

II. Cost Summary

Cost Summary	Previous Years	FY 2022/23	FY 2023/24	FY 2024/25	FY 2025/26	FY 2026/27	Future	Total
FUTURE	-	-	-	-	-	-	374,000	374,000
Total:	**-**	**-**	**-**	**-**	**-**	**-**	**374,000**	**374,000**

III. Fund Summary

Fund Summary	Previous Years	FY 2022/23	FY 2023/24	FY 2024/25	FY 2025/26	FY 2026/27	Future	Total
FUTURE	-	-	-	-	-	-	374,000	374,000
Total:	**-**	**-**	**-**	**-**	**-**	**-**	**374,000**	**374,000**

MIAMIBEACH

CITY OF MIAMI BEACH
FY 2023 - 2027 Capital Budget and 5-Year Capital Improvement Plan

I. General

FLEET BAYS PLUMBING RENEWAL **RENEWAL & REPLACEMENT**

Project Number:	63922
Department:	PROPERTY MANAGEMENT
Location:	SOUTH BEACH
Description:	To replace the current cast iron plumbing that is severely corroded with new plumbing.
Projected date range:	10/01/2021 to 09/30/2024

II. Cost Summary

Cost Summary	Previous Years	FY 2022/23	FY 2023/24	FY 2024/25	FY 2025/26	FY 2026/27	Future	Total
CONTRACTED SERVICES REPAIR	-	-	141,000	-	-	-	-	141,000
Total:	**-**	**-**	**141,000**	**-**	**-**	**-**	**-**	**141,000**

III. Fund Summary

Fund Summary	Previous Years	FY 2022/23	FY 2023/24	FY 2024/25	FY 2025/26	FY 2026/27	Future	Total
510 FLEET MANAGEMENT FUND	-	-	141,000	-	-	-	-	141,000
Total:	**-**	**-**	**141,000**	**-**	**-**	**-**	**-**	**141,000**

MIAMIBEACH

CITY OF MIAMI BEACH
FY 2023 - 2027 Capital Budget and 5-Year Capital Improvement Plan

I. General

FLEET FACILITY 40 YEAR RE-CERT. **RENEWAL & REPLACEMENT**

Project Number: 68122
Department: PROPERTY MANAGEMENT
Location: SOUTH BEACH
Description: This project consists of performing the necessary electrical, structural and mechanical work needed to meet the FBC standards of 40 year inspections. The scope of this project includes the correction of several structural and electrical deficiencies outlined by the assessments and specifications.
Projected date range: 10/01/2021 to 12/31/2022

II. Cost Summary

Cost Summary	Previous Years	FY 2022/23	FY 2023/24	FY 2024/25	FY 2025/26	FY 2026/27	Future	Total
CONSTRUCTION	10,000	-	-	-	-	-	-	10,000
Total:	**10,000**	**-**	**-**	**-**	**-**	**-**	**-**	**10,000**

III. Fund Summary

Fund Summary	Previous Years	FY 2022/23	FY 2023/24	FY 2024/25	FY 2025/26	FY 2026/27	Future	Total
510 FLEET MANAGEMENT FUND	10,000	-	-	-	-	-	-	10,000
Total:	**10,000**	**-**	**-**	**-**	**-**	**-**	**-**	**10,000**

MIAMIBEACH

CITY OF MIAMI BEACH
FY 2023 - 2027 Capital Budget and 5-Year Capital Improvement Plan

I. General

FLEET FACILITY GATE **RENEWAL & REPLACEMENT**

Project Number:	68522
Department:	PROPERTY MANAGEMENT
Location:	SOUTH BEACH
Description:	This would be to replace the fleet and sanitation gates and install new pads at both entrances while also reconfiguring a service entrance for pedestrian traffic.
Projected date range:	10/01/2021 to 12/31/2022

II. Cost Summary

Cost Summary	Previous Years	FY 2022/23	FY 2023/24	FY 2024/25	FY 2025/26	FY 2026/27	Future	Total
CONSTRUCTION	51,000	-	-	-	-	-	-	51,000
Total:	**51,000**	**-**	**-**	**-**	**-**	**-**	**-**	**51,000**

III. Fund Summary

Fund Summary	Previous Years	FY 2022/23	FY 2023/24	FY 2024/25	FY 2025/26	FY 2026/27	Future	Total
510 FLEET MANAGEMENT FUND	51,000	-	-	-	-	-	-	51,000
Total:	**51,000**	**-**	**-**	**-**	**-**	**-**	**-**	**51,000**

MIAMIBEACH

CITY OF MIAMI BEACH
FY 2023 - 2027 Capital Budget and 5-Year Capital Improvement Plan

I. General

FLEET FACILITY PHASE II UPGRADE **RENEWAL & REPLACEMENT**

Project Number:	68222
Department:	PROPERTY MANAGEMENT
Location:	SOUTH BEACH
Description:	This project will consist of the upgrade to the facility and adjacent areas as part of Phase II. This includes FF&E upgrades to the warehouse, exhaust fans for the bays, louver upgrades, and cameras within the bays.
Projected date range:	10/01/2021 to 12/31/2022

II. Cost Summary

Cost Summary	Previous Years	FY 2022/23	FY 2023/24	FY 2024/25	FY 2025/26	FY 2026/27	Future	Total
CONSTRUCTION	201,578	-	-	-	-	-	-	201,578
Total:	**201,578**	**-**	**-**	**-**	**-**	**-**	**-**	**201,578**

III. Fund Summary

Fund Summary	Previous Years	FY 2022/23	FY 2023/24	FY 2024/25	FY 2025/26	FY 2026/27	Future	Total
510 FLEET MANAGEMENT FUND	201,578	-	-	-	-	-	-	201,578
Total:	**201,578**	**-**	**-**	**-**	**-**	**-**	**-**	**201,578**

MIAMIBEACH

CITY OF MIAMI BEACH
FY 2023 - 2027 Capital Budget and 5-Year Capital Improvement Plan

I. General

FLEET FACILITY SECURITY CAMERAS **RENEWAL & REPLACEMENT**

Project Number:	68322
Department:	PROPERTY MANAGEMENT
Location:	SOUTH BEACH
Description:	This will add security cameras to monitor various entry points into the compound. In addition, we will add cameras to 21 bays, warehouse and a multibay intercom system
Projected date range:	10/01/2021 to 12/31/2022

II. Cost Summary

Cost Summary	Previous Years	FY 2022/23	FY 2023/24	FY 2024/25	FY 2025/26	FY 2026/27	Future	Total
CONSTRUCTION	150,619	-	-	-	-	-	-	150,619
OTHER SUPPLIES	6,381	-	-	-	-	-	-	6,381
Total:	**157,000**	**-**	**-**	**-**	**-**	**-**	**-**	**157,000**

III. Fund Summary

Fund Summary	Previous Years	FY 2022/23	FY 2023/24	FY 2024/25	FY 2025/26	FY 2026/27	Future	Total
510 FLEET MANAGEMENT FUND	157,000	-	-	-	-	-	-	157,000
Total:	**157,000**	**-**	**-**	**-**	**-**	**-**	**-**	**157,000**

MIAMIBEACH

CITY OF MIAMI BEACH
FY 2023 - 2027 Capital Budget and 5-Year Capital Improvement Plan

I. General

FLEET MANAGEMENT BAYS PAINTING **RENEWAL & REPLACEMENT**

Project Number:	66118
Department:	PROPERTY MANAGEMENT
Location:	SOUTH BEACH
Description:	Interior painting of the bays at Fleet Management
Projected date range:	10/01/2021 to 09/30/2025

II. Cost Summary

Cost Summary	Previous Years	FY 2022/23	FY 2023/24	FY 2024/25	FY 2025/26	FY 2026/27	Future	Total
CONTRACTED SERVICES REPAIR	-	-	-	120,000	-	-	-	120,000
Total:	**-**	**-**	**-**	**120,000**	**-**	**-**	**-**	**120,000**

III. Fund Summary

Fund Summary	Previous Years	FY 2022/23	FY 2023/24	FY 2024/25	FY 2025/26	FY 2026/27	Future	Total
510 FLEET MANAGEMENT FUND	-	-	-	120,000	-	-	-	120,000
Total:	**-**	**-**	**-**	**120,000**	**-**	**-**	**-**	**120,000**

MIAMIBEACH

CITY OF MIAMI BEACH
FY 2023 - 2027 Capital Budget and 5-Year Capital Improvement Plan

I. General

FLEET MANAGEMENT CONCRETE SPALLING **RENEWAL & REPLACEMENT**

Project Number:	66018
Department:	PROPERTY MANAGEMENT
Location:	SOUTH BEACH
Description:	Concrete spalling repairs to the bays areas in Fleet Management
Projected date range:	10/01/2020 to 12/31/2022

II. Cost Summary

Cost Summary	Previous Years	FY 2022/23	FY 2023/24	FY 2024/25	FY 2025/26	FY 2026/27	Future	Total
CONTRACTED SERVICES REPAIR	86,000	-	-	-	-	-	-	86,000
PROFESSIONAL SERVICES	14,000	-	-	-	-	-	-	14,000
Total:	**100,000**	**-**	**-**	**-**	**-**	**-**	**-**	**100,000**

III. Fund Summary

Fund Summary	Previous Years	FY 2022/23	FY 2023/24	FY 2024/25	FY 2025/26	FY 2026/27	Future	Total
302 PAY-AS-YOU-GO	100,000	-	-	-	-	-	-	100,000
Total:	**100,000**	**-**	**-**	**-**	**-**	**-**	**-**	**100,000**

MIAMIBEACH

CITY OF MIAMI BEACH
FY 2023 - 2027 Capital Budget and 5-Year Capital Improvement Plan

I. General

FLEET MANAGEMENT FIRE SPRINKLER **RENEWAL & REPLACEMENT**

Project Number:	65818
Department:	PROPERTY MANAGEMENT
Location:	SOUTH BEACH
Description:	Renewal of the fire sprinkler at fleet management
Projected date range:	10/01/2020 to 12/31/2022

II. Cost Summary

Cost Summary	Previous Years	FY 2022/23	FY 2023/24	FY 2024/25	FY 2025/26	FY 2026/27	Future	Total
CONTRACTED SERVICES REPAIR	215,000	-	-	-	-	-	-	215,000
Total:	**215,000**	**-**	**-**	**-**	**-**	**-**	**-**	**215,000**

III. Fund Summary

Fund Summary	Previous Years	FY 2022/23	FY 2023/24	FY 2024/25	FY 2025/26	FY 2026/27	Future	Total
302 PAY-AS-YOU-GO	215,000	-	-	-	-	-	-	215,000
Total:	**215,000**	**-**	**-**	**-**	**-**	**-**	**-**	**215,000**

MIAMIBEACH

CITY OF MIAMI BEACH
FY 2023 - 2027 Capital Budget and 5-Year Capital Improvement Plan

I. General

FLEET MANAGEMENT LED LIGHTING **RENEWAL & REPLACEMENT**

Project Number:	65918
Department:	PROPERTY MANAGEMENT
Location:	SOUTH BEACH
Description:	Led lighting renewal at fleet management
Projected date range:	10/01/2021 to 12/31/2025

II. Cost Summary

Cost Summary	Previous Years	FY 2022/23	FY 2023/24	FY 2024/25	FY 2025/26	FY 2026/27	Future	Total
CONTRACTED SERVICES REPAIR	-	-	-	75,000	-	-	-	75,000
Total:	**-**	**-**	**-**	**75,000**	**-**	**-**	**-**	**75,000**

III. Fund Summary

Fund Summary	Previous Years	FY 2022/23	FY 2023/24	FY 2024/25	FY 2025/26	FY 2026/27	Future	Total
510 FLEET MANAGEMENT FUND	-	-	-	75,000	-	-	-	75,000
Total:	**-**	**-**	**-**	**75,000**	**-**	**-**	**-**	**75,000**

MIAMIBEACH

CITY OF MIAMI BEACH
FY 2023 - 2027 Capital Budget and 5-Year Capital Improvement Plan

I. General

FLEET MANAGEMENT STAIRS RESTORATION **RENEWAL & REPLACEMENT**

Project Number:	65618
Department:	PROPERTY MANAGEMENT
Location:	SOUTH BEACH
Description:	Restoration of the stairs
Projected date range:	10/01/2021 to 12/31/2023

II. Cost Summary

Cost Summary	Previous Years	FY 2022/23	FY 2023/24	FY 2024/25	FY 2025/26	FY 2026/27	Future	Total
CONTRACTED SERVICES REPAIR	-	-	35,000	-	-	-	-	35,000
Total:	**-**	**-**	**35,000**	**-**	**-**	**-**	**-**	**35,000**

III. Fund Summary

Fund Summary	Previous Years	FY 2022/23	FY 2023/24	FY 2024/25	FY 2025/26	FY 2026/27	Future	Total
510 FLEET MANAGEMENT FUND	-	-	35,000	-	-	-	-	35,000
Total:	**-**	**-**	**35,000**	**-**	**-**	**-**	**-**	**35,000**

MIAMIBEACH

CITY OF MIAMI BEACH
FY 2023 - 2027 Capital Budget and 5-Year Capital Improvement Plan

I. General

FLEET MANAGEMENT WAREHOUSE CEILING **RENEWAL & REPLACEMENT**

Project Number:	65718
Department:	PROPERTY MANAGEMENT
Location:	SOUTH BEACH
Description:	Restoration of the warehouse ceiling
Projected date range:	10/01/2021 to 12/31/2025

II. Cost Summary

Cost Summary	Previous Years	FY 2022/23	FY 2023/24	FY 2024/25	FY 2025/26	FY 2026/27	Future	Total
CONTRACTED SERVICES REPAIR	-	-	-	30,000	-	-	-	30,000
Total:	**-**	**-**	**-**	**30,000**	**-**	**-**	**-**	**30,000**

III. Fund Summary

Fund Summary	Previous Years	FY 2022/23	FY 2023/24	FY 2024/25	FY 2025/26	FY 2026/27	Future	Total
510 FLEET MANAGEMENT FUND	-	-	-	30,000	-	-	-	30,000
Total:	**-**	**-**	**-**	**30,000**	**-**	**-**	**-**	**30,000**

MIAMIBEACH

CITY OF MIAMI BEACH
FY 2023 - 2027 Capital Budget and 5-Year Capital Improvement Plan

I. General

FLEET PARKING LOT RESURFACING **RENEWAL & REPLACEMENT**

Project Number:	68622
Department:	PROPERTY MANAGEMENT
Location:	SOUTH BEACH
Description:	To resurface the parking lot at fleet and restripe all parking areas
Projected date range:	10/01/2021 to 12/31/2022

II. Cost Summary

Cost Summary	Previous Years	FY 2022/23	FY 2023/24	FY 2024/25	FY 2025/26	FY 2026/27	Future	Total
CONSTRUCTION	96,000	-	-	-	-	-	-	96,000
Total:	**96,000**	**-**	**-**	**-**	**-**	**-**	**-**	**96,000**

III. Fund Summary

Fund Summary	Previous Years	FY 2022/23	FY 2023/24	FY 2024/25	FY 2025/26	FY 2026/27	Future	Total
510 FLEET MANAGEMENT FUND	96,000	-	-	-	-	-	-	96,000
Total:	**96,000**	**-**	**-**	**-**	**-**	**-**	**-**	**96,000**

MIAMIBEACH

CITY OF MIAMI BEACH
FY 2023 - 2027 Capital Budget and 5-Year Capital Improvement Plan

I. General

FLEET WARHSE. WTRPRF & ROOF REPAIRS **RENEWAL & REPLACEMENT**

Project Number:	68422
Department:	PROPERTY MANAGEMENT
Location:	SOUTH BEACH
Description:	To conduct repairs and sealing of the west section of the roof and fresh air intake on the wall that is currently susceptible to water entry during heavy rains
Projected date range:	10/01/2021 to 12/31/2022

II. Cost Summary

Cost Summary	Previous Years	FY 2022/23	FY 2023/24	FY 2024/25	FY 2025/26	FY 2026/27	Future	Total
CONSTRUCTION	93,422	-	-	-	-	-	-	93,422
Total:	**93,422**	**-**	**-**	**-**	**-**	**-**	**-**	**93,422**

III. Fund Summary

Fund Summary	Previous Years	FY 2022/23	FY 2023/24	FY 2024/25	FY 2025/26	FY 2026/27	Future	Total
510 FLEET MANAGEMENT FUND	93,422	-	-	-	-	-	-	93,422
Total:	**93,422**	**-**	**-**	**-**	**-**	**-**	**-**	**93,422**

MIAMIBEACH

CITY OF MIAMI BEACH
FY 2023 - 2027 Capital Budget and 5-Year Capital Improvement Plan

I. General

FLEET/SANITATION FIRE ALARM SYSTEM **RENEWAL & REPLACEMENT**

Project Number: 69470
Department: PROPERTY MANAGEMENT
Location: SOUTH BEACH
Description: Replace aged fire alarm system in the Fleet Management/Sanitation Building to bring it up to current code. This project is funded 50% each from the Fleet and Sanitation Funds. This project was selected based on the life safety criterion.
Projected date range: 10/01/2015 to 12/31/2022

II. Cost Summary

Cost Summary	Previous Years	FY 2022/23	FY 2023/24	FY 2024/25	FY 2025/26	FY 2026/27	Future	Total
CONTINGENCY	7,800	-	-	-	-	-	-	7,800
OTHER SUPPLIES	78,000	-	-	-	-	-	-	78,000
Total:	**85,800**	**-**	**-**	**-**	**-**	**-**	**-**	**85,800**

III. Fund Summary

Fund Summary	Previous Years	FY 2022/23	FY 2023/24	FY 2024/25	FY 2025/26	FY 2026/27	Future	Total
435 SANITATION ENTERPRISE FUND	42,900	-	-	-	-	-	-	42,900
510 FLEET MANAGEMENT FUND	42,900	-	-	-	-	-	-	42,900
Total:	**85,800**	**-**	**-**	**-**	**-**	**-**	**-**	**85,800**

MIAMIBEACH

CITY OF MIAMI BEACH
FY 2023 - 2027 Capital Budget and 5-Year Capital Improvement Plan

I. General

FLEET/SANITATION ROOF DRAIN **RENEWAL & REPLACEMENT**

Project Number:	67923
Department:	PROPERTY MANAGEMENT
Location:	SOUTH BEACH
Description:	Existing roof drainage is at the end of useful life and in need of replacement
Projected date range:	10/01/2022 to 09/30/2023

II. Cost Summary

Cost Summary	Previous Years	FY 2022/23	FY 2023/24	FY 2024/25	FY 2025/26	FY 2026/27	Future	Total
RENOVATION	-	143,000	-	-	-	-	-	143,000
Total:	**-**	**143,000**	**-**	**-**	**-**	**-**	**-**	**143,000**

III. Fund Summary

Fund Summary	Previous Years	FY 2022/23	FY 2023/24	FY 2024/25	FY 2025/26	FY 2026/27	Future	Total
435 SANITATION ENTERPRISE FUND	-	143,000	-	-	-	-	-	143,000
Total:	**-**	**143,000**	**-**	**-**	**-**	**-**	**-**	**143,000**

MIAMIBEACH

CITY OF MIAMI BEACH
FY 2023 - 2027 Capital Budget and 5-Year Capital Improvement Plan

I. General

FORK LIFTS REPLACMENTS (4) **RENEWAL & REPLACEMENT**

Project Number:	62226
Department:	TOURISM & CULTURAL DEPARTMENT
Location:	SOUTH BEACH
Description:	Replace four aging fork lifts with four new electric green fork lifts. This will improve the air quality in the facility and also will improve the safety of all who works in the facility due to no need for fuel.
Projected date range:	10/01/2025 to 09/30/2026

II. Cost Summary

Cost Summary	Previous Years	FY 2022/23	FY 2023/24	FY 2024/25	FY 2025/26	FY 2026/27	Future	Total
RENOVATION	-	-	-	-	250,000	-	-	250,000
Total:	**-**	**-**	**-**	**-**	**250,000**	**-**	**-**	**250,000**

III. Fund Summary

Fund Summary	Previous Years	FY 2022/23	FY 2023/24	FY 2024/25	FY 2025/26	FY 2026/27	Future	Total
443 CONV CTR RENEWAL AND REPLACE	-	-	-	-	250,000	-	-	250,000
Total:	**-**	**-**	**-**	**-**	**250,000**	**-**	**-**	**250,000**

MIAMIBEACH

CITY OF MIAMI BEACH
FY 2023 - 2027 Capital Budget and 5-Year Capital Improvement Plan

I. General

GO#26: ROOFS FOR CULTURAL FACIL. **RENEWAL & REPLACEMENT**

Project Number: 28919

Department: PROPERTY MANAGEMENT

Location: SOUTH BEACH

Description: Preserve and strengthen the cultural facilities at The Fillmore, Miami City Ballet, and The Colony Theater by replacing their aged and leaking roods with structurally-sound and resilient roofs.

NOTE: Project closed. Closeout in progress.

Projected date range: 03/01/2019 to 12/31/2021

II. Cost Summary

Cost Summary	Previous Years	FY 2022/23	FY 2023/24	FY 2024/25	FY 2025/26	FY 2026/27	Future	Total
CONSTRUCTION	2,835,860	-	-	-	-	-	-	2,835,860
DESIGN AND ENGINEERING	51,475	-	-	-	-	-	-	51,475
PROGRAM MANAGEMENT	45,296	-	-	-	-	-	-	45,296
Total:	**2,932,631**	**-**	**-**	**-**	**-**	**-**	**-**	**2,932,631**

III. Fund Summary

Fund Summary	Previous Years	FY 2022/23	FY 2023/24	FY 2024/25	FY 2025/26	FY 2026/27	Future	Total
391 2019 GO BONDS – PARKS	2,932,631	-	-	-	-	-	-	2,932,631
Total:	**2,932,631**	**-**	**-**	**-**	**-**	**-**	**-**	**2,932,631**

MIAMIBEACH

CITY OF MIAMI BEACH
FY 2023 - 2027 Capital Budget and 5-Year Capital Improvement Plan

I. General

GO#48: POLICE HQ FACILITY **RENEWAL & REPLACEMENT**

Project Number: 68519

Department: PROPERTY MANAGEMENT

Location: SOUTH BEACH

Description: Renovate Police Headquarter facilities by upgrading fire alarm, sprinkler and HVAC systems and installing building generators; improve police officer training and certification programs with the installation of a new practice shooting range.

Projected date range: 02/13/2019 to 09/30/2025

II. Cost Summary

Cost Summary	Previous Years	FY 2022/23	FY 2023/24	FY 2024/25	FY 2025/26	FY 2026/27	Future	Total
CONTRACTED SERVICES REPAIR	5,307,648	1,073,272	4,500,000	-	-	-	-	10,880,920
PROFESSIONAL SERVICES	131,552	-	-	-	-	-	-	131,552
PROGRAM MANAGEMENT	60,800	-	-	-	-	-	-	60,800
Total:	**5,500,000**	**1,073,272**	**4,500,000**	**-**	**-**	**-**	**-**	**11,073,272**

III. Fund Summary

Fund Summary	Previous Years	FY 2022/23	FY 2023/24	FY 2024/25	FY 2025/26	FY 2026/27	Future	Total
392 2019 GO BONDS - PUBLIC SAFETY	5,500,000	1,073,272	-	-	-	-	-	6,573,272
FGO P.SAFE FUTURE GO BONDS PUBLIC SAFETY	-	-	4,500,000	-	-	-	-	4,500,000
Total:	**5,500,000**	**1,073,272**	**4,500,000**	**-**	**-**	**-**	**-**	**11,073,272**

MIAMIBEACH

CITY OF MIAMI BEACH
FY 2023 - 2027 Capital Budget and 5-Year Capital Improvement Plan

I. General

GO#52: LED LIGHTING IN PARKS **RENEWAL & REPLACEMENT**

Project Number: 68919

Department: PARKS AND RECREATION

Location: CITYWIDE

Description: Upgrade sports and pathway lighting in Flamingo, North Shore, Normandy Isle, Tatum, Stillwater and Crespi Parks, to a modern LED technology system that illuminates outdoor areas while also saving energy.

Projected date range: 02/13/2019 to 04/30/2027

II. Cost Summary

Cost Summary	Previous Years	FY 2022/23	FY 2023/24	FY 2024/25	FY 2025/26	FY 2026/27	Future	Total
CONSTRUCTION	2,658,960	-	759,000	-	-	-	-	3,417,960
CONTINGENCY	104,100	(102,094)	-	-	-	-	-	2,006
CONTRACTED SERVICES REPAIR	733,698	(403,898)	-	-	-	-	-	329,800
OTHER COSTS	83,280	(83,607)	-	-	-	-	-	(327)
PROFESSIONAL SERVICES	104,100	(102,482)	-	-	-	-	-	1,618
PROGRAM MANAGEMENT	56,862	-	-	-	-	-	-	56,862
Total:	**3,741,000**	**(692,081)**	**759,000**	**-**	**-**	**-**	**-**	**3,807,919**

III. Fund Summary

Fund Summary	Previous Years	FY 2022/23	FY 2023/24	FY 2024/25	FY 2025/26	FY 2026/27	Future	Total
392 2019 GO BONDS - PUBLIC SAFETY	3,741,000	(692,081)	-	-	-	-	-	3,048,919
FGO P.SAFE FUTURE GO BONDS PUBLIC SAFETY	-	-	759,000	-	-	-	-	759,000
Total:	**3,741,000**	**(692,081)**	**759,000**	**-**	**-**	**-**	**-**	**3,807,919**

MIAMIBEACH

CITY OF MIAMI BEACH
FY 2023 - 2027 Capital Budget and 5-Year Capital Improvement Plan

I. General

GREENSPACE FACILITY SECURITY SYSTEM **RENEWAL & REPLACEMENT**

Project Number:	65120
Department:	PW GREENSPACE MANAGEMENT
Location:	MIDDLE BEACH
Description:	Replace and modernize the current unreliable security system at the Greenspace Maintenance Facility located at 2100 Meridian Ave., including the installation of high definition audio and visual capable security cameras, a motorized access gate with keycard access and key card access to the main office facility.
Projected date range:	10/01/2021 to 12/31/2024

II. Cost Summary

Cost Summary	Previous Years	FY 2022/23	FY 2023/24	FY 2024/25	FY 2025/26	FY 2026/27	Future	Total
FUTURE	-	-	-	-	-	-	110,000	110,000
Total:	**-**	**-**	**-**	**-**	**-**	**-**	**110,000**	**110,000**

III. Fund Summary

Fund Summary	Previous Years	FY 2022/23	FY 2023/24	FY 2024/25	FY 2025/26	FY 2026/27	Future	Total
FUTURE	-	-	-	-	-	-	110,000	110,000
Total:	**-**	**-**	**-**	**-**	**-**	**-**	**110,000**	**110,000**

MIAMIBEACH

CITY OF MIAMI BEACH
FY 2023 - 2027 Capital Budget and 5-Year Capital Improvement Plan

I. General

HENRY LIEBMAN SQUARE SECURITY ENHA. **RENEWAL & REPLACEMENT**

Project Number:	62024
Department:	PROPERTY MANAGEMENT
Location:	MIDDLE BEACH
Description:	New security cameras and lighting at Henry Liebman Square (41st Street and Pine Tree Drive)
Projected date range:	10/01/2023 to 09/30/2024

II. Cost Summary

Cost Summary	Previous Years	FY 2022/23	FY 2023/24	FY 2024/25	FY 2025/26	FY 2026/27	Future	Total
RENOVATION	-	-	114,000	-	-	-	-	114,000
Total:	**-**	**-**	**114,000**	**-**	**-**	**-**	**-**	**114,000**

III. Fund Summary

Fund Summary	Previous Years	FY 2022/23	FY 2023/24	FY 2024/25	FY 2025/26	FY 2026/27	Future	Total
302 PAY-AS-YOU-GO	-	-	114,000	-	-	-	-	114,000
Total:	**-**	**-**	**114,000**	**-**	**-**	**-**	**-**	**114,000**

MIAMIBEACH

CITY OF MIAMI BEACH
FY 2023 - 2027 Capital Budget and 5-Year Capital Improvement Plan

I. General

HISTORIC C. HALL ENRGY EFF. WINDOW **RENEWAL & REPLACEMENT**

Project Number:	63422
Department:	PROPERTY MANAGEMENT
Location:	SOUTH BEACH
Description:	Installation of energy-efficient windows at Historic City Hall
Projected date range:	10/01/2021 to 12/31/2023

II. Cost Summary

Cost Summary	Previous Years	FY 2022/23	FY 2023/24	FY 2024/25	FY 2025/26	FY 2026/27	Future	Total
CONTRACTED SERVICES REPAIR	-	-	52,000	-	-	-	-	52,000
Total:	**-**	**-**	**52,000**	**-**	**-**	**-**	**-**	**52,000**

III. Fund Summary

Fund Summary	Previous Years	FY 2022/23	FY 2023/24	FY 2024/25	FY 2025/26	FY 2026/27	Future	Total
125 CAPITAL RENEWAL & REPLACEMENT	-	-	52,000	-	-	-	-	52,000
Total:	**-**	**-**	**52,000**	**-**	**-**	**-**	**-**	**52,000**

MIAMIBEACH

CITY OF MIAMI BEACH
FY 2023 - 2027 Capital Budget and 5-Year Capital Improvement Plan

I. General

HISTORIC CH 2ND FLOOR RESTROOMS **RENEWAL & REPLACEMENT**

Project Number:	63023
Department:	PROPERTY MANAGEMENT
Location:	SOUTH BEACH
Description:	This Project will consist of the renovation of 3 restrooms leased by County Judicial system..
Projected date range:	10/01/2022 to 09/30/2024

II. Cost Summary

Cost Summary	Previous Years	FY 2022/23	FY 2023/24	FY 2024/25	FY 2025/26	FY 2026/27	Future	Total
CONTRACTED SERVICES REPAIR	-	-	74,000	-	-	-	-	74,000
Total:	**-**	**-**	**74,000**	**-**	**-**	**-**	**-**	**74,000**

III. Fund Summary

Fund Summary	Previous Years	FY 2022/23	FY 2023/24	FY 2024/25	FY 2025/26	FY 2026/27	Future	Total
125 CAPITAL RENEWAL & REPLACEMENT	-	-	74,000	-	-	-	-	74,000
Total:	**-**	**-**	**74,000**	**-**	**-**	**-**	**-**	**74,000**

MIAMIBEACH

CITY OF MIAMI BEACH
FY 2023 - 2027 Capital Budget and 5-Year Capital Improvement Plan

I. General

HISTORIC CH-ROOF ACCESS LADDER **RENEWAL & REPLACEMENT**

Project Number:	65720
Department:	PROPERTY MANAGEMENT
Location:	SOUTH BEACH
Description:	Installation of ladder and hatch for roof, to provide access for maintenance and repairs.
Projected date range:	10/01/2021 to 12/31/2023

II. Cost Summary

Cost Summary	Previous Years	FY 2022/23	FY 2023/24	FY 2024/25	FY 2025/26	FY 2026/27	Future	Total
CONTRACTED SERVICES REPAIR	-	-	100,000	-	-	-	-	100,000
Total:	**-**	**-**	**100,000**	**-**	**-**	**-**	**-**	**100,000**

III. Fund Summary

Fund Summary	Previous Years	FY 2022/23	FY 2023/24	FY 2024/25	FY 2025/26	FY 2026/27	Future	Total
125 CAPITAL RENEWAL & REPLACEMENT	-	-	100,000	-	-	-	-	100,000
Total:	**-**	**-**	**100,000**	**-**	**-**	**-**	**-**	**100,000**

MIAMIBEACH

CITY OF MIAMI BEACH
FY 2023 - 2027 Capital Budget and 5-Year Capital Improvement Plan

I. General

HISTORIC CITY HALL 1ST & 2ND FLOORS **RENEWAL & REPLACEMENT**

Project Number: 61026
Department: PROPERTY MANAGEMENT
Location: SOUTH BEACH
Description: 1st & 2nd Floors Exterior Windows Wood Trim and Stucco Renewal at Historic City Hall
Projected date range: 10/01/2025 to 09/30/2026

II. Cost Summary

Cost Summary	Previous Years	FY 2022/23	FY 2023/24	FY 2024/25	FY 2025/26	FY 2026/27	Future	Total
CONSTRUCTION	-	-	-	-	98,000	-	-	98,000
Total:	**-**	**-**	**-**	**-**	**98,000**	**-**	**-**	**98,000**

III. Fund Summary

Fund Summary	Previous Years	FY 2022/23	FY 2023/24	FY 2024/25	FY 2025/26	FY 2026/27	Future	Total
125 CAPITAL RENEWAL & REPLACEMENT	-	-	-	-	98,000	-	-	98,000
Total:	**-**	**-**	**-**	**-**	**98,000**	**-**	**-**	**98,000**

MIAMIBEACH

CITY OF MIAMI BEACH
FY 2023 - 2027 Capital Budget and 5-Year Capital Improvement Plan

I. General

HISTORIC CITY HALL 90 YEAR RECERT. **RENEWAL & REPLACEMENT**

Project Number: 64021

Department: PROPERTY MANAGEMENT

Location: SOUTH BEACH

Description: Historic City Hall is due for its 90-year recertification. Structural and electrical inspections completed by engineering firms determined that some repairs need to be completed before this building could be re-certified The scope of this project includes the correction of several structural and electrical deficiencies outlined by the assessments and specifications report presented by BCC Engineering and TLC Engineering.

Projected date range: 10/01/2020 to 12/31/2022

II. Cost Summary

Cost Summary	Previous Years	FY 2022/23	FY 2023/24	FY 2024/25	FY 2025/26	FY 2026/27	Future	Total
CONTRACTED SERVICES REPAIR	64,049	-	-	-	-	-	-	64,049
INTERNAL CHARGEBACK	1,951	-	-	-	-	-	-	1,951
Total:	**66,000**	**-**	**-**	**-**	**-**	**-**	**-**	**66,000**

III. Fund Summary

Fund Summary	Previous Years	FY 2022/23	FY 2023/24	FY 2024/25	FY 2025/26	FY 2026/27	Future	Total
125 CAPITAL RENEWAL & REPLACEMENT	66,000	-	-	-	-	-	-	66,000
Total:	**66,000**	**-**	**-**	**-**	**-**	**-**	**-**	**66,000**

MIAMIBEACH

CITY OF MIAMI BEACH
FY 2023 - 2027 Capital Budget and 5-Year Capital Improvement Plan

I. General

HISTORIC CITY HALL ELEVATOR **RENEWAL & REPLACEMENT**

Project Number:	66220
Department:	PROPERTY MANAGEMENT
Location:	SOUTH BEACH
Description:	This project will aim to modernize the elevator cabs (2) that are currently at Historic City Hall. This will include new cabling, equipment. and mechanisms needed to ensure the proper running of the elevators.
Projected date range:	10/01/2019 to 12/31/2022

II. Cost Summary

Cost Summary	Previous Years	FY 2022/23	FY 2023/24	FY 2024/25	FY 2025/26	FY 2026/27	Future	Total
CONTRACTED SERVICES REPAIR	256,823	-	-	-	-	-	-	256,823
INTERNAL CHARGEBACK	677	-	-	-	-	-	-	677
Total:	**257,500**	**-**	**-**	**-**	**-**	**-**	**-**	**257,500**

III. Fund Summary

Fund Summary	Previous Years	FY 2022/23	FY 2023/24	FY 2024/25	FY 2025/26	FY 2026/27	Future	Total
125 CAPITAL RENEWAL & REPLACEMENT	257,500	-	-	-	-	-	-	257,500
Total:	**257,500**	**-**	**-**	**-**	**-**	**-**	**-**	**257,500**

MIAMIBEACH

CITY OF MIAMI BEACH
FY 2023 - 2027 Capital Budget and 5-Year Capital Improvement Plan

I. General

HISTORIC CITY HALL EXHAUST SYSTEM **RENEWAL & REPLACEMENT**

Project Number:	66927
Department:	PROPERTY MANAGEMENT
Location:	SOUTH BEACH
Description:	Restroom Exhaust System Renewal at Historic City Hall
Projected date range:	10/01/2027 to 09/30/2028

II. Cost Summary

Cost Summary	Previous Years	FY 2022/23	FY 2023/24	FY 2024/25	FY 2025/26	FY 2026/27	Future	Total
FUTURE	-	-	-	-	-	-	109,800	109,800
Total:	**-**	**-**	**-**	**-**	**-**	**-**	**109,800**	**109,800**

III. Fund Summary

Fund Summary	Previous Years	FY 2022/23	FY 2023/24	FY 2024/25	FY 2025/26	FY 2026/27	Future	Total
FUTURE	-	-	-	-	-	-	109,800	109,800
Total:	**-**	**-**	**-**	**-**	**-**	**-**	**109,800**	**109,800**

MIAMIBEACH

CITY OF MIAMI BEACH
FY 2023 - 2027 Capital Budget and 5-Year Capital Improvement Plan

I. General

HISTORIC CITY HALL EXTERIOR LIGHTNG **RENEWAL & REPLACEMENT**

Project Number:	67027
Department:	PROPERTY MANAGEMENT
Location:	SOUTH BEACH
Description:	Exterior Lighting Renewal at Historic City Hall
Projected date range:	10/01/2027 to 09/30/2028

II. Cost Summary

Cost Summary	Previous Years	FY 2022/23	FY 2023/24	FY 2024/25	FY 2025/26	FY 2026/27	Future	Total
FUTURE	-	-	-	-	-	-	176,900	176,900
Total:	**-**	**-**	**-**	**-**	**-**	**-**	**176,900**	**176,900**

III. Fund Summary

Fund Summary	Previous Years	FY 2022/23	FY 2023/24	FY 2024/25	FY 2025/26	FY 2026/27	Future	Total
FUTURE	-	-	-	-	-	-	176,900	176,900
Total:	**-**	**-**	**-**	**-**	**-**	**-**	**176,900**	**176,900**

MIAMIBEACH

CITY OF MIAMI BEACH
FY 2023 - 2027 Capital Budget and 5-Year Capital Improvement Plan

I. General

HISTORIC CITY HALL EXTERIOR WINDOWS **RENEWAL & REPLACEMENT**

Project Number: 61126
Department: PROPERTY MANAGEMENT
Location: SOUTH BEACH
Description: Exterior Windows Sealing and Waterproofing Renewal
Projected date range: 10/01/2025 to 09/30/2027

II. Cost Summary

Cost Summary	Previous Years	FY 2022/23	FY 2023/24	FY 2024/25	FY 2025/26	FY 2026/27	Future	Total
CONSTRUCTION	-	-	-	-	199,340	44,660	-	244,000
Total:	**-**	**-**	**-**	**-**	**199,340**	**44,660**	**-**	**244,000**

III. Fund Summary

Fund Summary	Previous Years	FY 2022/23	FY 2023/24	FY 2024/25	FY 2025/26	FY 2026/27	Future	Total
125 CAPITAL RENEWAL & REPLACEMENT	-	-	-	-	199,340	44,660	-	244,000
Total:	**-**	**-**	**-**	**-**	**199,340**	**44,660**	**-**	**244,000**

MIAMIBEACH

CITY OF MIAMI BEACH
FY 2023 - 2027 Capital Budget and 5-Year Capital Improvement Plan

I. General

HISTORIC CITY HALL FIRE ALARM **RENEWAL & REPLACEMENT**

Project Number: 60618
Department: PROPERTY MANAGEMENT
Location: SOUTH BEACH
Description: New fire alarm system.

Projected date range: 10/01/2017 to 12/31/2022

II. Cost Summary

Cost Summary	Previous Years	FY 2022/23	FY 2023/24	FY 2024/25	FY 2025/26	FY 2026/27	Future	Total
INTERNAL CHARGEBACK	4,372	-	-	-	-	-	-	4,372
OTHER CONTRACTUAL SERVICES	141,846	-	-	-	-	-	-	141,846
Total:	**146,218**	**-**	**-**	**-**	**-**	**-**	**-**	**146,218**

III. Fund Summary

Fund Summary	Previous Years	FY 2022/23	FY 2023/24	FY 2024/25	FY 2025/26	FY 2026/27	Future	Total
125 CAPITAL RENEWAL & REPLACEMENT	146,218	-	-	-	-	-	-	146,218
Total:	**146,218**	**-**	**-**	**-**	**-**	**-**	**-**	**146,218**

MIAMIBEACH

CITY OF MIAMI BEACH
FY 2023 - 2027 Capital Budget and 5-Year Capital Improvement Plan

I. General

HISTORIC CITY HALL FRONT ELEVATION **RENEWAL & REPLACEMENT**

Project Number:	62622
Department:	PROPERTY MANAGEMENT
Location:	SOUTH BEACH
Description:	To seal the front and back elevation and 3 balconies at Historic City Hall
Projected date range:	10/01/2021 to 12/31/2023

II. Cost Summary

Cost Summary	Previous Years	FY 2022/23	FY 2023/24	FY 2024/25	FY 2025/26	FY 2026/27	Future	Total
CONTRACTED SERVICES REPAIR	-	-	69,000	-	-	-	-	69,000
Total:	**-**	**-**	**69,000**	**-**	**-**	**-**	**-**	**69,000**

III. Fund Summary

Fund Summary	Previous Years	FY 2022/23	FY 2023/24	FY 2024/25	FY 2025/26	FY 2026/27	Future	Total
125 CAPITAL RENEWAL & REPLACEMENT	-	-	69,000	-	-	-	-	69,000
Total:	**-**	**-**	**69,000**	**-**	**-**	**-**	**-**	**69,000**

MIAMIBEACH

CITY OF MIAMI BEACH
FY 2023 - 2027 Capital Budget and 5-Year Capital Improvement Plan

I. General

HISTORIC CITY HALL PAINTED FINISH **RENEWAL & REPLACEMENT**

Project Number:	60926
Department:	PROPERTY MANAGEMENT
Location:	SOUTH BEACH
Description:	Painted Finish Renewal at Historic City Hall
Projected date range:	10/01/2025 to 09/30/2026

II. Cost Summary

Cost Summary	Previous Years	FY 2022/23	FY 2023/24	FY 2024/25	FY 2025/26	FY 2026/27	Future	Total
CONSTRUCTION	-	-	-	-	244,000	-	-	244,000
Total:	**-**	**-**	**-**	**-**	**244,000**	**-**	**-**	**244,000**

III. Fund Summary

Fund Summary	Previous Years	FY 2022/23	FY 2023/24	FY 2024/25	FY 2025/26	FY 2026/27	Future	Total
125 CAPITAL RENEWAL & REPLACEMENT	-	-	-	-	244,000	-	-	244,000
Total:	**-**	**-**	**-**	**-**	**244,000**	**-**	**-**	**244,000**

MIAMIBEACH

CITY OF MIAMI BEACH
FY 2023 - 2027 Capital Budget and 5-Year Capital Improvement Plan

I. General

HISTORIC CITY HALL RENOVATIONS **RENEWAL & REPLACEMENT**

Project Number:	68923
Department:	PROPERTY MANAGEMENT
Location:	
Description:	Renovations to City Hall.
Projected date range:	10/01/2022 to 09/30/2023

II. Cost Summary

Cost Summary	Previous Years	FY 2022/23	FY 2023/24	FY 2024/25	FY 2025/26	FY 2026/27	Future	Total
RENOVATION	-	2,000,000	-	-	-	-	-	2,000,000
Total:	**-**	**2,000,000**	**-**	**-**	**-**	**-**	**-**	**2,000,000**

III. Fund Summary

Fund Summary	Previous Years	FY 2022/23	FY 2023/24	FY 2024/25	FY 2025/26	FY 2026/27	Future	Total
125 CAPITAL RENEWAL & REPLACEMENT	-	1,000,000	-	-	-	-	-	1,000,000
302 PAY-AS-YOU-GO	-	1,000,000	-	-	-	-	-	1,000,000
Total:	**-**	**2,000,000**	**-**	**-**	**-**	**-**	**-**	**2,000,000**

MIAMIBEACH

CITY OF MIAMI BEACH
FY 2023 - 2027 Capital Budget and 5-Year Capital Improvement Plan

I. General

HISTORIC CITY HALL RESTROOMS RENEW. **RENEWAL & REPLACEMENT**

Project Number:	67127
Department:	PROPERTY MANAGEMENT
Location:	SOUTH BEACH
Description:	16 Restrooms Renewal at Historic City Hall
Projected date range:	10/01/2027 to 09/30/2028

II. Cost Summary

Cost Summary	Previous Years	FY 2022/23	FY 2023/24	FY 2024/25	FY 2025/26	FY 2026/27	Future	Total
FUTURE	-	-	-	-	-	-	976,000	976,000
Total:	**-**	**-**	**-**	**-**	**-**	**-**	**976,000**	**976,000**

III. Fund Summary

Fund Summary	Previous Years	FY 2022/23	FY 2023/24	FY 2024/25	FY 2025/26	FY 2026/27	Future	Total
FUTURE	-	-	-	-	-	-	976,000	976,000
Total:	**-**	**-**	**-**	**-**	**-**	**-**	**976,000**	**976,000**

MIAMIBEACH

CITY OF MIAMI BEACH
FY 2023 - 2027 Capital Budget and 5-Year Capital Improvement Plan

I. General

HISTORIC CITY HALL WATER COOLERS **RENEWAL & REPLACEMENT**

Project Number:	67227
Department:	PROPERTY MANAGEMENT
Location:	SOUTH BEACH
Description:	Dual-height and semi recessed wall mounted water cooler renewal at Historic City Hall
Projected date range:	10/01/2027 to 09/30/2028

II. Cost Summary

Cost Summary	Previous Years	FY 2022/23	FY 2023/24	FY 2024/25	FY 2025/26	FY 2026/27	Future	Total
FUTURE	-	-	-	-	-	-	102,600	102,600
Total:	**-**	**-**	**-**	**-**	**-**	**-**	**102,600**	**102,600**

III. Fund Summary

Fund Summary	Previous Years	FY 2022/23	FY 2023/24	FY 2024/25	FY 2025/26	FY 2026/27	Future	Total
FUTURE	-	-	-	-	-	-	102,600	102,600
Total:	**-**	**-**	**-**	**-**	**-**	**-**	**102,600**	**102,600**

MIAMIBEACH

CITY OF MIAMI BEACH
FY 2023 - 2027 Capital Budget and 5-Year Capital Improvement Plan

I. General

HISTORIC CITY HALL-VFD REPLACEMENT **RENEWAL & REPLACEMENT**

Project Number:	60920
Department:	PROPERTY MANAGEMENT
Location:	SOUTH BEACH
Description:	Replacement of variable frequency drives (VFD's) that will allow for better control of the system.
Projected date range:	10/01/2019 to 12/31/2022

II. Cost Summary

Cost Summary	Previous Years	FY 2022/23	FY 2023/24	FY 2024/25	FY 2025/26	FY 2026/27	Future	Total
CONTRACTED SERVICES REPAIR	196,946	-	-	-	-	-	-	196,946
DESIGN AND ENGINEERING	3,054	-	-	-	-	-	-	3,054
Total:	**200,000**	**-**	**-**	**-**	**-**	**-**	**-**	**200,000**

III. Fund Summary

Fund Summary	Previous Years	FY 2022/23	FY 2023/24	FY 2024/25	FY 2025/26	FY 2026/27	Future	Total
302 PAY-AS-YOU-GO	200,000	-	-	-	-	-	-	200,000
Total:	**200,000**	**-**	**-**	**-**	**-**	**-**	**-**	**200,000**

MIAMIBEACH

CITY OF MIAMI BEACH
FY 2023 - 2027 Capital Budget and 5-Year Capital Improvement Plan

I. General

HOLOCAUST MEMORIAL MIAMI BEACH REP **RENEWAL & REPLACEMENT**

Project Number: 62828
Department: PROPERTY MANAGEMENT
Location: SOUTH BEACH
Description: Holocaust Memorial Miami Beach Renovate Center Water Feature and seal leaks (inc filters)

Projected date range: 10/01/2027 to 09/30/2028

II. Cost Summary

Cost Summary	Previous Years	FY 2022/23	FY 2023/24	FY 2024/25	FY 2025/26	FY 2026/27	Future	Total
FUTURE	-	-	-	-	-	-	536,000	536,000
Total:	**-**	**-**	**-**	**-**	**-**	**-**	**536,000**	**536,000**

III. Fund Summary

Fund Summary	Previous Years	FY 2022/23	FY 2023/24	FY 2024/25	FY 2025/26	FY 2026/27	Future	Total
FUTURE	-	-	-	-	-	-	536,000	536,000
Total:	**-**	**-**	**-**	**-**	**-**	**-**	**536,000**	**536,000**

MIAMIBEACH

CITY OF MIAMI BEACH
FY 2023 - 2027 Capital Budget and 5-Year Capital Improvement Plan

I. General

HOLOCAUST MEMORIAL POND LAMP REPL. **RENEWAL & REPLACEMENT**

Project Number:	62928
Department:	PROPERTY MANAGEMENT
Location:	SOUTH BEACH
Description:	Holocaust Memorial Miami Beach Replacement of Pond Lamps
Projected date range:	10/01/2026 to 09/30/2027

II. Cost Summary

Cost Summary	Previous Years	FY 2022/23	FY 2023/24	FY 2024/25	FY 2025/26	FY 2026/27	Future	Total
FUTURE	-	-	-	-	-	-	670,000	670,000
Total:	**-**	**-**	**-**	**-**	**-**	**-**	**670,000**	**670,000**

III. Fund Summary

Fund Summary	Previous Years	FY 2022/23	FY 2023/24	FY 2024/25	FY 2025/26	FY 2026/27	Future	Total
FUTURE	-	-	-	-	-	-	670,000	670,000
Total:	**-**	**-**	**-**	**-**	**-**	**-**	**670,000**	**670,000**

MIAMIBEACH

CITY OF MIAMI BEACH
FY 2023 - 2027 Capital Budget and 5-Year Capital Improvement Plan

I. General

HOLOCAUST MEMORIAL MIAMI BEACH RENO **RENEWAL & REPLACEMENT**

Project Number:	62728
Department:	PROPERTY MANAGEMENT
Location:	SOUTH BEACH
Description:	Holocaust Memorial Miami Beach Replacement of Broken Jerusalem Stones
Projected date range:	10/01/2027 to 09/30/2028

II. Cost Summary

Cost Summary	Previous Years	FY 2022/23	FY 2023/24	FY 2024/25	FY 2025/26	FY 2026/27	Future	Total
FUTURE	-	-	-	-	-	-	335,000	335,000
Total:	**-**	**-**	**-**	**-**	**-**	**-**	**335,000**	**335,000**

III. Fund Summary

Fund Summary	Previous Years	FY 2022/23	FY 2023/24	FY 2024/25	FY 2025/26	FY 2026/27	Future	Total
FUTURE	-	-	-	-	-	-	335,000	335,000
Total:	**-**	**-**	**-**	**-**	**-**	**-**	**335,000**	**335,000**

MIAMIBEACH

CITY OF MIAMI BEACH
FY 2023 - 2027 Capital Budget and 5-Year Capital Improvement Plan

I. General

HOLOCAUST MEMORIAL MIAMI BEACH REPL **RENEWAL & REPLACEMENT**

Project Number:	63028
Department:	PROPERTY MANAGEMENT
Location:	SOUTH BEACH
Description:	Holocaust Memorial Miami Beach Roof Replacement for Classroom, Admin. Office, Security Booth and Visitor's Center
Projected date range:	10/01/2026 to 09/30/2027

II. Cost Summary

Cost Summary	Previous Years	FY 2022/23	FY 2023/24	FY 2024/25	FY 2025/26	FY 2026/27	Future	Total
FUTURE	-	-	-	-	-	-	670,000	670,000
Total:	**-**	**-**	**-**	**-**	**-**	**-**	**670,000**	**670,000**

III. Fund Summary

Fund Summary	Previous Years	FY 2022/23	FY 2023/24	FY 2024/25	FY 2025/26	FY 2026/27	Future	Total
FUTURE	-	-	-	-	-	-	670,000	670,000
Total:	**-**	**-**	**-**	**-**	**-**	**-**	**670,000**	**670,000**

MIAMIBEACH

CITY OF MIAMI BEACH
FY 2023 - 2027 Capital Budget and 5-Year Capital Improvement Plan

I. General

HOLOCAUST MEMORIAL MIAMI BEACH ROOF **RENEWAL & REPLACEMENT**

Project Number:	63128
Department:	PROPERTY MANAGEMENT
Location:	SOUTH BEACH
Description:	Holocaust Memorial Miami Beach Roof Replacement for Classroom, Admin. Office, Security Booth and Visitor's Center
Projected date range:	10/01/2026 to 09/30/2027

II. Cost Summary

Cost Summary	Previous Years	FY 2022/23	FY 2023/24	FY 2024/25	FY 2025/26	FY 2026/27	Future	Total
FUTURE	-	-	-	-	-	-	335,000	335,000
Total:	**-**	**-**	**-**	**-**	**-**	**-**	**335,000**	**335,000**

III. Fund Summary

Fund Summary	Previous Years	FY 2022/23	FY 2023/24	FY 2024/25	FY 2025/26	FY 2026/27	Future	Total
FUTURE	-	-	-	-	-	-	335,000	335,000
Total:	**-**	**-**	**-**	**-**	**-**	**-**	**335,000**	**335,000**

MIAMIBEACH

CITY OF MIAMI BEACH
FY 2023 - 2027 Capital Budget and 5-Year Capital Improvement Plan

I. General

INTERNAL AFFAIRS RESTROOM RENO. **RENEWAL & REPLACEMENT**

Project Number:	62822
Department:	PROPERTY MANAGEMENT
Location:	SOUTH BEACH
Description:	Project consists of updating the existing restroom in the Old Library Building currently where Internal Affairs is located to include new finishes, low-flow plumbing fixtures and sensored LED lighting.
Projected date range:	10/01/2021 to 12/31/2023

II. Cost Summary

Cost Summary	Previous Years	FY 2022/23	FY 2023/24	FY 2024/25	FY 2025/26	FY 2026/27	Future	Total
CONTRACTED SERVICES REPAIR	-	-	139,000	-	-	-	-	139,000
Total:	**-**	**-**	**139,000**	**-**	**-**	**-**	**-**	**139,000**

III. Fund Summary

Fund Summary	Previous Years	FY 2022/23	FY 2023/24	FY 2024/25	FY 2025/26	FY 2026/27	Future	Total
125 CAPITAL RENEWAL & REPLACEMENT	-	-	139,000	-	-	-	-	139,000
Total:	**-**	**-**	**139,000**	**-**	**-**	**-**	**-**	**139,000**

MIAMIBEACH

CITY OF MIAMI BEACH
FY 2023 - 2027 Capital Budget and 5-Year Capital Improvement Plan

I. General

IRRIGATION SYSTEM MACARTHUR CAUSEWY **RENEWAL & REPLACEMENT**

Project Number:	60011
Department:	PW GREENSPACE MANAGEMENT
Location:	SOUTH BEACH
Description:	Several of the center medians along MacArthur Causeway contain irrigation components which were installed in the early 90's that are past their useful life and they require upgrades to move efficient low water volume controller valves and sprinkler heads.
Projected date range:	10/01/2021 to 12/31/2025

II. Cost Summary

Cost Summary	Previous Years	FY 2022/23	FY 2023/24	FY 2024/25	FY 2025/26	FY 2026/27	Future	Total
CONSTRUCTION	-	-	-	80,000	-	-	-	80,000
Total:	**-**	**-**	**-**	**80,000**	**-**	**-**	**-**	**80,000**

III. Fund Summary

Fund Summary	Previous Years	FY 2022/23	FY 2023/24	FY 2024/25	FY 2025/26	FY 2026/27	Future	Total
302 PAY-AS-YOU-GO	-	-	-	80,000	-	-	-	80,000
Total:	**-**	**-**	**-**	**80,000**	**-**	**-**	**-**	**80,000**

MIAMIBEACH

CITY OF MIAMI BEACH
FY 2023 - 2027 Capital Budget and 5-Year Capital Improvement Plan

I. General

LA GORCE PARK (RELATED TO GO #7) **RENEWAL & REPLACEMENT**

Project Number: 60228
Department: PROPERTY MANAGEMENT
Location:
Description: This project is to cover the funding gap in GO#7 La Gorce Park. This project is underfunded and needs this additional funding to complete the entire scope of the project. This project is scheduled for Tranche 2.
Projected date range: 10/01/2022 to 09/30/2023

II. Cost Summary

Cost Summary	Previous Years	FY 2022/23	FY 2023/24	FY 2024/25	FY 2025/26	FY 2026/27	Future	Total
FUTURE	-	-	-	-	-	-	558,000	558,000
Total:	**-**	**-**	**-**	**-**	**-**	**-**	**558,000**	**558,000**

III. Fund Summary

Fund Summary	Previous Years	FY 2022/23	FY 2023/24	FY 2024/25	FY 2025/26	FY 2026/27	Future	Total
FUTURE	-	-	-	-	-	-	558,000	558,000
Total:	**-**	**-**	**-**	**-**	**-**	**-**	**558,000**	**558,000**

MIAMIBEACH

CITY OF MIAMI BEACH
FY 2023 - 2027 Capital Budget and 5-Year Capital Improvement Plan

I. General

LACTATION POD **RENEWAL & REPLACEMENT**

Project Number:	63724
Department:	TOURISM & CULTURAL DEPARTMENT
Location:	SOUTH BEACH
Description:	Lactation pod A dedicated, locking space, free-standing pod, plug-in and play solution with built-in amenities. To make breastfeeding an authentic choice by providing private spaces for pumping and nursing. This is an important building enhancement that MBCC has received many requests from our attendees. Many Convention Centers have these in their venue.
Projected date range:	10/01/2023 to 09/30/2024

II. Cost Summary

Cost Summary	Previous Years	FY 2022/23	FY 2023/24	FY 2024/25	FY 2025/26	FY 2026/27	Future	Total
CAPITAL MISCELLANEOUS	-	-	35,000	-	-	-	-	35,000
Total:	**-**	**-**	**35,000**	**-**	**-**	**-**	**-**	**35,000**

III. Fund Summary

Fund Summary	Previous Years	FY 2022/23	FY 2023/24	FY 2024/25	FY 2025/26	FY 2026/27	Future	Total
443 CONV CTR RENEWAL AND REPLACE	-	-	35,000	-	-	-	-	35,000
Total:	**-**	**-**	**35,000**	**-**	**-**	**-**	**-**	**35,000**

MIAMIBEACH

CITY OF MIAMI BEACH
FY 2023 - 2027 Capital Budget and 5-Year Capital Improvement Plan

I. General

LED WALLS (VARIOUS LOCATIONS) **RENEWAL & REPLACEMENT**

Project Number:	20127
Department:	TOURISM & CULTURAL DEPARTMENT
Location:	SOUTH BEACH
Description:	LED Wall in West Lobby Registration, South wall of ocean ballroom and North wall of Lincoln ballroom. To reduce the amount of banners used in the public space and increase the opportunity to generate significant amount of revenue. This will also give MBCC a more improved state of the art look and feel.
Projected date range:	10/01/2026 to 09/30/2027

II. Cost Summary

Cost Summary	Previous Years	FY 2022/23	FY 2023/24	FY 2024/25	FY 2025/26	FY 2026/27	Future	Total
CONSTRUCTION	-	-	-	-	-	3,000,000	-	3,000,000
Total:	**-**	**-**	**-**	**-**	**-**	**3,000,000**	**-**	**3,000,000**

III. Fund Summary

Fund Summary	Previous Years	FY 2022/23	FY 2023/24	FY 2024/25	FY 2025/26	FY 2026/27	Future	Total
443 CONV CTR RENEWAL AND REPLACE	-	-	-	-	-	3,000,000	-	3,000,000
Total:	**-**	**-**	**-**	**-**	**-**	**3,000,000**	**-**	**3,000,000**

MIAMIBEACH

CITY OF MIAMI BEACH
FY 2023 - 2027 Capital Budget and 5-Year Capital Improvement Plan

I. General

LINCOLN RD STONE RESTORATION **RENEWAL & REPLACEMENT**

Project Number:	66120
Department:	PROPERTY MANAGEMENT
Location:	SOUTH BEACH
Description:	1100 BLOCK OF LINCOLN RD STONE RESTORATION
Projected date range:	10/01/2019 to 12/31/2022

II. Cost Summary

Cost Summary	Previous Years	FY 2022/23	FY 2023/24	FY 2024/25	FY 2025/26	FY 2026/27	Future	Total
CONTRACTED SERVICES REPAIR	368,000	-	-	-	-	-	-	368,000
Total:	**368,000**	**-**	**-**	**-**	**-**	**-**	**-**	**368,000**

III. Fund Summary

Fund Summary	Previous Years	FY 2022/23	FY 2023/24	FY 2024/25	FY 2025/26	FY 2026/27	Future	Total
164 RDA CITY CENTER RENEWAL & REPL	214,619	-	-	-	-	-	-	214,619
165 NON - TIF RDA FUND	153,381	-	-	-	-	-	-	153,381
Total:	**368,000**	**-**	**-**	**-**	**-**	**-**	**-**	**368,000**

MIAMIBEACH

CITY OF MIAMI BEACH
FY 2023 - 2027 Capital Budget and 5-Year Capital Improvement Plan

I. General

LOWER CONCRETE UNDER STRC. BEAM **RENEWAL & REPLACEMENT**

Project Number: 63924

Department: TOURISM & CULTURAL DEPARTMENT

Location: SOUTH BEACH

Description: Lower the concrete area under the structural beam in the North loading dock East side of the dock were the beam was hit several times. To include installing a curb around the North bin washing area.This is a major problem for the loading dock load in and out due to trucks hitting this one beam. Also, there is a structural concern over the long haul for this beam continually being hit. Also, the bin washing station allows water to spread out over a large area and is pitched away from the drain.

Projected date range: 10/01/2023 to 09/30/2024

II. Cost Summary

Cost Summary	Previous Years	FY 2022/23	FY 2023/24	FY 2024/25	FY 2025/26	FY 2026/27	Future	Total
RENOVATION	-	-	400,000	-	-	-	-	400,000
Total:	**-**	**-**	**400,000**	**-**	**-**	**-**	**-**	**400,000**

III. Fund Summary

Fund Summary	Previous Years	FY 2022/23	FY 2023/24	FY 2024/25	FY 2025/26	FY 2026/27	Future	Total
443 CONV CTR RENEWAL AND REPLACE	-	-	400,000	-	-	-	-	400,000
Total:	**-**	**-**	**400,000**	**-**	**-**	**-**	**-**	**400,000**

MIAMIBEACH

CITY OF MIAMI BEACH
FY 2023 - 2027 Capital Budget and 5-Year Capital Improvement Plan

I. General

MARINE PATROL EXTERIOR RESTORATION **RENEWAL & REPLACEMENT**

Project Number:	67030
Department:	PROPERTY MANAGEMENT
Location:	MIDDLE BEACH
Description:	Repair of exterior building envelope. Patch and paint exterior stucco fascade, doors, windows. Replacement of existing roof with new barrel tile roof system
Projected date range:	10/01/2015 to 12/31/2022

II. Cost Summary

Cost Summary	Previous Years	FY 2022/23	FY 2023/24	FY 2024/25	FY 2025/26	FY 2026/27	Future	Total
CONTRACTED SERVICES REPAIR	54,810	-	-	-	-	-	-	54,810
PROFESSIONAL SERVICES	5,918	-	-	-	-	-	-	5,918
Total:	**60,728**	**-**	**-**	**-**	**-**	**-**	**-**	**60,728**

III. Fund Summary

Fund Summary	Previous Years	FY 2022/23	FY 2023/24	FY 2024/25	FY 2025/26	FY 2026/27	Future	Total
125 CAPITAL RENEWAL & REPLACEMENT	60,728	-	-	-	-	-	-	60,728
Total:	**60,728**	**-**	**-**	**-**	**-**	**-**	**-**	**60,728**

MIAMIBEACH

CITY OF MIAMI BEACH
FY 2023 - 2027 Capital Budget and 5-Year Capital Improvement Plan

I. General

MAURICE GIBB PARK CCTV **RENEWAL & REPLACEMENT**

Project Number: 69027

Department: POLICE CHIEF OFFICE

Location: MIDDLE BEACH

Description: This project is intended to supplement the Maurice Gibb Park Project currently undertaken by the Office of Capital Improvement Projects (CIP). CIP included the CCTV infrastructure (boring, conduit, handholes, electrical, and upright poles) as they built this park. The scope of this project is to purchase, configure, build, install, maintain, and connect the actual CCTV cameras, networking equipment, cabling, licenses and software for connection to the citywide Video Management System(VMS) and city network.

Projected date range: 10/01/2027 to 09/30/2028

II. Cost Summary

Cost Summary	Previous Years	FY 2022/23	FY 2023/24	FY 2024/25	FY 2025/26	FY 2026/27	Future	Total
FUTURE	-	-	-	-	-	-	150,000	150,000
Total:	**-**	**-**	**-**	**-**	**-**	**-**	**150,000**	**150,000**

III. Fund Summary

Fund Summary	Previous Years	FY 2022/23	FY 2023/24	FY 2024/25	FY 2025/26	FY 2026/27	Future	Total
FUTURE	-	-	-	-	-	-	150,000	150,000
Total:	**-**	**-**	**-**	**-**	**-**	**-**	**150,000**	**150,000**

MIAMIBEACH

CITY OF MIAMI BEACH
FY 2023 - 2027 Capital Budget and 5-Year Capital Improvement Plan

I. General

MBCC 40 YEAR RECERTIFICATION REPAIR **RENEWAL & REPLACEMENT**

Project Number:	68023
Department:	PROPERTY MANAGEMENT
Location:	SOUTH BEACH
Description:	Structural and electrical repairs at MBCC per 40 Year Recertification Report
Projected date range:	10/01/2022 to 09/30/2023

II. Cost Summary

Cost Summary	Previous Years	FY 2022/23	FY 2023/24	FY 2024/25	FY 2025/26	FY 2026/27	Future	Total
CONSTRUCTION	-	1,586,000	-	-	-	-	-	1,586,000
Total:	**-**	**1,586,000**	**-**	**-**	**-**	**-**	**-**	**1,586,000**

III. Fund Summary

Fund Summary	Previous Years	FY 2022/23	FY 2023/24	FY 2024/25	FY 2025/26	FY 2026/27	Future	Total
443 CONV CTR RENEWAL AND REPLACE	-	1,586,000	-	-	-	-	-	1,586,000
Total:	**-**	**1,586,000**	**-**	**-**	**-**	**-**	**-**	**1,586,000**

MIAMIBEACH

CITY OF MIAMI BEACH
FY 2023 - 2027 Capital Budget and 5-Year Capital Improvement Plan

I. General

MBCC COOLING TOWER ROOF REPLACEMENT **RENEWAL & REPLACEMENT**

Project Number: 23523

Department: TOURISM & CULTURAL DEPARTMENT

Location: SOUTH BEACH

Description: MBCC Cooling tower roof replacement The (20) year old cooling tower roof is failing and is in poor condition. Replacement was to occur after the cooling towers were replaced during construction and all work in that area completed . The concern with the current condition is water penetration into the concrete deck that over time could compromise the venue's structure integrity. Located directly underneath, is the chiller plant which has numerous electrical components, gear and equipment

Projected date range: 10/01/2022 to 09/30/2023

II. Cost Summary

Cost Summary	Previous Years	FY 2022/23	FY 2023/24	FY 2024/25	FY 2025/26	FY 2026/27	Future	Total
CONSTRUCTION	-	250,000	-	-	-	-	-	250,000
Total:	**-**	**250,000**	**-**	**-**	**-**	**-**	**-**	**250,000**

III. Fund Summary

Fund Summary	Previous Years	FY 2022/23	FY 2023/24	FY 2024/25	FY 2025/26	FY 2026/27	Future	Total
443 CONV CTR RENEWAL AND REPLACE	-	250,000	-	-	-	-	-	250,000
Total:	**-**	**250,000**	**-**	**-**	**-**	**-**	**-**	**250,000**

MIAMIBEACH

CITY OF MIAMI BEACH
FY 2023 - 2027 Capital Budget and 5-Year Capital Improvement Plan

I. General

MBCC ELECTRICAL SWITCH GEAR **RENEWAL & REPLACEMENT**

Project Number:	68223
Department:	TOURISM & CULTURAL DEPARTMENT
Location:	SOUTH BEACH
Description:	MBCC Electrical Switch gear and bus duct testing Manufacturer recommends that all electrical switch gear and bus duct is inspected and tested every 3-5 years. This ensures that the electrical systems stay in good working order and reduce possible failures. Life safety issue
Projected date range:	10/01/2022 to 09/30/2023

II. Cost Summary

Cost Summary	Previous Years	FY 2022/23	FY 2023/24	FY 2024/25	FY 2025/26	FY 2026/27	Future	Total
RENOVATION	-	300,000	-	-	-	-	-	300,000
Total:	**-**	**300,000**	**-**	**-**	**-**	**-**	**-**	**300,000**

III. Fund Summary

Fund Summary	Previous Years	FY 2022/23	FY 2023/24	FY 2024/25	FY 2025/26	FY 2026/27	Future	Total
443 CONV CTR RENEWAL AND REPLACE	-	300,000	-	-	-	-	-	300,000
Total:	**-**	**300,000**	**-**	**-**	**-**	**-**	**-**	**300,000**

MIAMIBEACH

CITY OF MIAMI BEACH
FY 2023 - 2027 Capital Budget and 5-Year Capital Improvement Plan

I. General

MBCC INSTALL CAMLOCK TERMINATION BOXES **RENEWAL & REPLACEMENT**

Project Number: 62624

Department: TOURISM & CULTURAL DEPARTMENT

Location: SOUTH BEACH

Description: MBCC Install camlock termination boxes (electrical)The catwalk 200 amp disconnects are not show ready disconnects. For clients and contractors to use these very important power supplies, a temporary installation of electrical tails with camlocks are attached. This does not meet code. The repetitive nature of installing and removing of these tails will cause wear and tear that will also contribute to additional life/ safety issues.

Projected date range: 10/01/2023 to 09/30/2024

II. Cost Summary

Cost Summary	Previous Years	FY 2022/23	FY 2023/24	FY 2024/25	FY 2025/26	FY 2026/27	Future	Total
RENOVATION	-	-	250,000	-	-	-	-	250,000
Total:	**-**	**-**	**250,000**	**-**	**-**	**-**	**-**	**250,000**

III. Fund Summary

Fund Summary	Previous Years	FY 2022/23	FY 2023/24	FY 2024/25	FY 2025/26	FY 2026/27	Future	Total
443 CONV CTR RENEWAL AND REPLACE	-	-	250,000	-	-	-	-	250,000
Total:	**-**	**-**	**250,000**	**-**	**-**	**-**	**-**	**250,000**

MIAMIBEACH

CITY OF MIAMI BEACH
FY 2023 - 2027 Capital Budget and 5-Year Capital Improvement Plan

I. General

MBCC WIRELESS NETWORK REPAIRING/COR **RENEWAL & REPLACEMENT**

Project Number:	62724
Department:	TOURISM & CULTURAL DEPARTMENT
Location:	SOUTH BEACH
Description:	MBCC wireless network repairing/correctingRepair and the correcting of the wireless access points due to the construction renovation of the MBCC. The correcting of the wireless access point will assist with resolving dead spots on the exhibit floor, 2 lobbies and prefunction locations. This was proposed several years ago and submitted to the CMB for review.
Projected date range:	10/01/2023 to 09/30/2024

II. Cost Summary

Cost Summary	Previous Years	FY 2022/23	FY 2023/24	FY 2024/25	FY 2025/26	FY 2026/27	Future	Total
RENOVATION	-	-	500,000	-	-	-	-	500,000
Total:	**-**	**-**	**500,000**	**-**	**-**	**-**	**-**	**500,000**

III. Fund Summary

Fund Summary	Previous Years	FY 2022/23	FY 2023/24	FY 2024/25	FY 2025/26	FY 2026/27	Future	Total
443 CONV CTR RENEWAL AND REPLACE	-	-	500,000	-	-	-	-	500,000
Total:	**-**	**-**	**500,000**	**-**	**-**	**-**	**-**	**500,000**

MIAMIBEACH

CITY OF MIAMI BEACH
FY 2023 - 2027 Capital Budget and 5-Year Capital Improvement Plan

I. General

MBFD STATIONS SECURITY UPGRADES CW **RENEWAL & REPLACEMENT**

Project Number:	65920
Department:	PROPERTY MANAGEMENT
Location:	CITY WIDE
Description:	MBFD STATIONS SECURITY UPGRADES (CITYWIDE)
Projected date range:	10/01/2022 to 09/30/2023

II. Cost Summary

Cost Summary	Previous Years	FY 2022/23	FY 2023/24	FY 2024/25	FY 2025/26	FY 2026/27	Future	Total
CONTRACTED SERVICES REPAIR	-	126,000	-	-	-	-	-	126,000
Total:	**-**	**126,000**	**-**	**-**	**-**	**-**	**-**	**126,000**

III. Fund Summary

Fund Summary	Previous Years	FY 2022/23	FY 2023/24	FY 2024/25	FY 2025/26	FY 2026/27	Future	Total
125 CAPITAL RENEWAL & REPLACEMENT	-	126,000	-	-	-	-	-	126,000
Total:	**-**	**126,000**	**-**	**-**	**-**	**-**	**-**	**126,000**

MIAMIBEACH

CITY OF MIAMI BEACH
FY 2023 - 2027 Capital Budget and 5-Year Capital Improvement Plan

I. General

MBPD 4TH FLOOR HVAC CONTROLS **RENEWAL & REPLACEMENT**

Project Number:	63821
Department:	PROPERTY MANAGEMENT
Location:	SOUTH BEACH
Description:	To furnish and install variable frequency drives, variable air volumes, dampers, chilled water pipe insulation and controls at Miami Beach Police department 4th Floor
Projected date range:	10/01/2020 to 12/31/2022

II. Cost Summary

Cost Summary	Previous Years	FY 2022/23	FY 2023/24	FY 2024/25	FY 2025/26	FY 2026/27	Future	Total
CONTRACTED SERVICES REPAIR	312,000	-	-	-	-	-	-	312,000
Total:	**312,000**	**-**	**-**	**-**	**-**	**-**	**-**	**312,000**

III. Fund Summary

Fund Summary	Previous Years	FY 2022/23	FY 2023/24	FY 2024/25	FY 2025/26	FY 2026/27	Future	Total
125 CAPITAL RENEWAL & REPLACEMENT	312,000	-	-	-	-	-	-	312,000
Total:	**312,000**	**-**	**-**	**-**	**-**	**-**	**-**	**312,000**

MIAMIBEACH

CITY OF MIAMI BEACH
FY 2023 - 2027 Capital Budget and 5-Year Capital Improvement Plan

I. General

MBPD ELEVATOR VESTIBULE RENEWAL **RENEWAL & REPLACEMENT**

Project Number:	63127
Department:	PROPERTY MANAGEMENT
Location:	SOUTH BEACH
Description:	Elevator vestibule renewal at MBPD (5 floors)
Projected date range:	10/01/2027 to 09/30/2028

II. Cost Summary

Cost Summary	Previous Years	FY 2022/23	FY 2023/24	FY 2024/25	FY 2025/26	FY 2026/27	Future	Total
FUTURE	-	-	-	-	-	-	68,000	68,000
Total:	**-**	**-**	**-**	**-**	**-**	**-**	**68,000**	**68,000**

III. Fund Summary

Fund Summary	Previous Years	FY 2022/23	FY 2023/24	FY 2024/25	FY 2025/26	FY 2026/27	Future	Total
FUTURE	-	-	-	-	-	-	68,000	68,000
Total:	**-**	**-**	**-**	**-**	**-**	**-**	**68,000**	**68,000**

MIAMIBEACH

CITY OF MIAMI BEACH
FY 2023 - 2027 Capital Budget and 5-Year Capital Improvement Plan

I. General

MBPD EXTERIOR WATERPROOF AND PAINT **RENEWAL & REPLACEMENT**

Project Number:	63027
Department:	PROPERTY MANAGEMENT
Location:	SOUTH BEACH
Description:	Exterior paint and waterproofing at MBPD
Projected date range:	10/01/2027 to 09/30/2028

II. Cost Summary

Cost Summary	Previous Years	FY 2022/23	FY 2023/24	FY 2024/25	FY 2025/26	FY 2026/27	Future	Total
FUTURE	-	-	-	-	-	-	280,000	280,000
Total:	**-**	**-**	**-**	**-**	**-**	**-**	**280,000**	**280,000**

III. Fund Summary

Fund Summary	Previous Years	FY 2022/23	FY 2023/24	FY 2024/25	FY 2025/26	FY 2026/27	Future	Total
FUTURE	-	-	-	-	-	-	280,000	280,000
Total:	**-**	**-**	**-**	**-**	**-**	**-**	**280,000**	**280,000**

MIAMIBEACH

CITY OF MIAMI BEACH
FY 2023 - 2027 Capital Budget and 5-Year Capital Improvement Plan

I. General

MBPD GARAGE EXIT SIGNS AND SAFETY **RENEWAL & REPLACEMENT**

Project Number:	64422
Department:	PROPERTY MANAGEMENT
Location:	SOUTH BEACH
Description:	To renew all exit signs and safety lights in the police garage
Projected date range:	10/01/2021 to 12/31/2022

II. Cost Summary

Cost Summary	Previous Years	FY 2022/23	FY 2023/24	FY 2024/25	FY 2025/26	FY 2026/27	Future	Total
ART IN PUBLIC PLACES	450	-	-	-	-	-	-	450
CAPITAL MISCELLANEOUS	150	-	-	-	-	-	-	150
CONSTRUCTION	24,546	-	-	-	-	-	-	24,546
CONTRACTED SERVICES REPAIR	5,854	-	-	-	-	-	-	5,854
Total:	**31,000**	**-**	**-**	**-**	**-**	**-**	**-**	**31,000**

III. Fund Summary

Fund Summary	Previous Years	FY 2022/23	FY 2023/24	FY 2024/25	FY 2025/26	FY 2026/27	Future	Total
125 CAPITAL RENEWAL & REPLACEMENT	31,000	-	-	-	-	-	-	31,000
Total:	**31,000**	**-**	**-**	**-**	**-**	**-**	**-**	**31,000**

MIAMIBEACH

CITY OF MIAMI BEACH
FY 2023 - 2027 Capital Budget and 5-Year Capital Improvement Plan

I. General

MBPD GARAGE FLOOD MITIGATION IMPROV **RENEWAL & REPLACEMENT**

Project Number:	60827
Department:	PROPERTY MANAGEMENT
Location:	SOUTH BEACH
Description:	Execute recommendations for flood mitigation measures at MBPD Garage
Projected date range:	10/01/2026 to 09/30/2027

II. Cost Summary

Cost Summary	Previous Years	FY 2022/23	FY 2023/24	FY 2024/25	FY 2025/26	FY 2026/27	Future	Total
RENOVATION	-	-	-	-	-	865,538	-	865,538
FUTURE	-	-	-	-	-	-	57,667	57,667
Total:	**-**	**-**	**-**	**-**	**-**	**865,538**	**57,667**	**923,205**

III. Fund Summary

Fund Summary	Previous Years	FY 2022/23	FY 2023/24	FY 2024/25	FY 2025/26	FY 2026/27	Future	Total
125 CAPITAL RENEWAL & REPLACEMENT	-	-	-	-	-	865,538	-	865,538
FUTURE	-	-	-	-	-	-	57,667	57,667
Total:	**-**	**-**	**-**	**-**	**-**	**865,538**	**57,667**	**923,205**

MIAMIBEACH

CITY OF MIAMI BEACH
FY 2023 - 2027 Capital Budget and 5-Year Capital Improvement Plan

I. General

MBPD K-9 TRAINING FACILITY **RENEWAL & REPLACEMENT**

Project Number:	69827
Department:	PROPERTY MANAGEMENT
Location:	MIDDLE BEACH
Description:	New canine training facility at FDOT site east of Miami Beach welcome sign (Julia Tuttle Cswy)
Projected date range:	10/01/2027 to 09/30/2028

II. Cost Summary

Cost Summary	Previous Years	FY 2022/23	FY 2023/24	FY 2024/25	FY 2025/26	FY 2026/27	Future	Total
FUTURE	-	-	-	-	-	-	98,000	98,000
Total:	**-**	**-**	**-**	**-**	**-**	**-**	**98,000**	**98,000**

III. Fund Summary

Fund Summary	Previous Years	FY 2022/23	FY 2023/24	FY 2024/25	FY 2025/26	FY 2026/27	Future	Total
FUTURE	-	-	-	-	-	-	98,000	98,000
Total:	**-**	**-**	**-**	**-**	**-**	**-**	**98,000**	**98,000**

MIAMIBEACH

CITY OF MIAMI BEACH
FY 2023 - 2027 Capital Budget and 5-Year Capital Improvement Plan

I. General

MBPD MAIN ROOF REPAIRS **RENEWAL & REPLACEMENT**

Project Number:	64522
Department:	PROPERTY MANAGEMENT
Location:	SOUTH BEACH
Description:	To repair multiple deficiencies and water entry points on the police headquarters roof.
Projected date range:	10/01/2021 to 09/30/2023

II. Cost Summary

Cost Summary	Previous Years	FY 2022/23	FY 2023/24	FY 2024/25	FY 2025/26	FY 2026/27	Future	Total
ART IN PUBLIC PLACES	2,000	-	-	-	-	-	-	2,000
CAPITAL MISCELLANEOUS	676	-	-	-	-	-	-	676
CONSTRUCTION	133,324	700,000	-	-	-	-	-	833,324
Total:	**136,000**	**700,000**	**-**	**-**	**-**	**-**	**-**	**836,000**

III. Fund Summary

Fund Summary	Previous Years	FY 2022/23	FY 2023/24	FY 2024/25	FY 2025/26	FY 2026/27	Future	Total
125 CAPITAL RENEWAL & REPLACEMENT	136,000	-	-	-	-	-	-	136,000
302 PAY-AS-YOU-GO	-	700,000	-	-	-	-	-	700,000
Total:	**136,000**	**700,000**	**-**	**-**	**-**	**-**	**-**	**836,000**

MIAMIBEACH

CITY OF MIAMI BEACH
FY 2023 - 2027 Capital Budget and 5-Year Capital Improvement Plan

I. General

MBPD N SUB STN PAINTING, FLOORING **RENEWAL & REPLACEMENT**

Project Number:	65520
Department:	PROPERTY MANAGEMENT
Location:	NORTH BEACH
Description:	MBPD north end substation-interior painting and flooring renewal, current paint and flooring is outdated.
Projected date range:	10/01/2021 to 12/31/2023

II. Cost Summary

Cost Summary	Previous Years	FY 2022/23	FY 2023/24	FY 2024/25	FY 2025/26	FY 2026/27	Future	Total
CONTRACTED SERVICES REPAIR	-	-	234,000	-	-	-	-	234,000
Total:	**-**	**-**	**234,000**	**-**	**-**	**-**	**-**	**234,000**

III. Fund Summary

Fund Summary	Previous Years	FY 2022/23	FY 2023/24	FY 2024/25	FY 2025/26	FY 2026/27	Future	Total
125 CAPITAL RENEWAL & REPLACEMENT	-	-	234,000	-	-	-	-	234,000
Total:	**-**	**-**	**234,000**	**-**	**-**	**-**	**-**	**234,000**

MIAMIBEACH

CITY OF MIAMI BEACH
FY 2023 - 2027 Capital Budget and 5-Year Capital Improvement Plan

I. General

MBPD NESS DOCK RENOVATION **RENEWAL & REPLACEMENT**

Project Number:	63323
Department:	PROPERTY MANAGEMENT
Location:	NORTH BEACH
Description:	This Project will consist of the replacement and renovation of the dock for the North end police substation.
Projected date range:	10/01/2022 to 09/30/2024

II. Cost Summary

Cost Summary	Previous Years	FY 2022/23	FY 2023/24	FY 2024/25	FY 2025/26	FY 2026/27	Future	Total
CONTRACTED SERVICES REPAIR	-	-	77,000	-	-	-	-	77,000
Total:	**-**	**-**	**77,000**	**-**	**-**	**-**	**-**	**77,000**

III. Fund Summary

Fund Summary	Previous Years	FY 2022/23	FY 2023/24	FY 2024/25	FY 2025/26	FY 2026/27	Future	Total
125 CAPITAL RENEWAL & REPLACEMENT	-	-	77,000	-	-	-	-	77,000
Total:	**-**	**-**	**77,000**	**-**	**-**	**-**	**-**	**77,000**

MIAMIBEACH

CITY OF MIAMI BEACH
FY 2023 - 2027 Capital Budget and 5-Year Capital Improvement Plan

I. General

MBPD NORTH SUB STATION PARKING LOT **RENEWAL & REPLACEMENT**

Project Number:	65420
Department:	PROPERTY MANAGEMENT
Location:	NORTH BEACH
Description:	Project consist of adding a new drainage system and resurfacing the parking lot of the NESS
Projected date range:	10/01/2021 to 12/31/2022

II. Cost Summary

Cost Summary	Previous Years	FY 2022/23	FY 2023/24	FY 2024/25	FY 2025/26	FY 2026/27	Future	Total
CONTRACTED SERVICES REPAIR	233,000	-	-	-	-	-	-	233,000
Total:	**233,000**	**-**	**-**	**-**	**-**	**-**	**-**	**233,000**

III. Fund Summary

Fund Summary	Previous Years	FY 2022/23	FY 2023/24	FY 2024/25	FY 2025/26	FY 2026/27	Future	Total
125 CAPITAL RENEWAL & REPLACEMENT	233,000	-	-	-	-	-	-	233,000
Total:	**233,000**	**-**	**-**	**-**	**-**	**-**	**-**	**233,000**

MIAMIBEACH

CITY OF MIAMI BEACH
FY 2023 - 2027 Capital Budget and 5-Year Capital Improvement Plan

I. General

MBPD PLAZA ACTIVATION- PHASE 1 **RENEWAL & REPLACEMENT**

Project Number:	62927
Department:	PROPERTY MANAGEMENT
Location:	SOUTH BEACH
Description:	MBPD Plaza Activation Phase 1 (Planning and Schematic Design)
Projected date range:	10/01/2027 to 09/30/2028

II. Cost Summary

Cost Summary	Previous Years	FY 2022/23	FY 2023/24	FY 2024/25	FY 2025/26	FY 2026/27	Future	Total
FUTURE	-	-	-	-	-	-	120,000	120,000
Total:	**-**	**-**	**-**	**-**	**-**	**-**	**120,000**	**120,000**

III. Fund Summary

Fund Summary	Previous Years	FY 2022/23	FY 2023/24	FY 2024/25	FY 2025/26	FY 2026/27	Future	Total
FUTURE	-	-	-	-	-	-	120,000	120,000
Total:	**-**	**-**	**-**	**-**	**-**	**-**	**120,000**	**120,000**

MIAMIBEACH

CITY OF MIAMI BEACH
FY 2023 - 2027 Capital Budget and 5-Year Capital Improvement Plan

I. General

MBPD-CONDENSER AND PUMPS **RENEWAL & REPLACEMENT**

Project Number: 60520
Department: PROPERTY MANAGEMENT
Location: SOUTH BEACH
Description: Re-pipe condenser lines and replace pump that helps the cooling tower function properly.

Projected date range: 10/01/2021 to 12/31/2025

II. Cost Summary

Cost Summary	Previous Years	FY 2022/23	FY 2023/24	FY 2024/25	FY 2025/26	FY 2026/27	Future	Total
CONTRACTED SERVICES REPAIR	-	-	56,312	68,688	-	-	-	125,000
Total:	**-**	**-**	**56,312**	**68,688**	**-**	**-**	**-**	**125,000**

III. Fund Summary

Fund Summary	Previous Years	FY 2022/23	FY 2023/24	FY 2024/25	FY 2025/26	FY 2026/27	Future	Total
125 CAPITAL RENEWAL & REPLACEMENT	-	-	56,312	68,688	-	-	-	125,000
Total:	**-**	**-**	**56,312**	**68,688**	**-**	**-**	**-**	**125,000**

MIAMIBEACH

CITY OF MIAMI BEACH
FY 2023 - 2027 Capital Budget and 5-Year Capital Improvement Plan

I. General

MDPL MUSEUM MASTERTPLAN **RENEWAL & REPLACEMENT**

Project Number:	65222
Department:	ECONOMIC DEVELOPMENT
Location:	SOUTH BEACH
Description:	Expand the museum facility on Ocean Drive to increase size and reconfigure layouts of the multi-use space; reconfigure infrastructure to accommodate exhibit, ancillary and community needs. This project is meant to further develop the Miami Design Preservation League's Museum Master Plan.
Projected date range:	10/01/2021 to 12/31/2022

II. Cost Summary

Cost Summary	Previous Years	FY 2022/23	FY 2023/24	FY 2024/25	FY 2025/26	FY 2026/27	Future	Total
CONSTRUCTION	175,000	-	-	-	-	-	-	175,000
Total:	**175,000**	**-**	**-**	**-**	**-**	**-**	**-**	**175,000**

III. Fund Summary

Fund Summary	Previous Years	FY 2022/23	FY 2023/24	FY 2024/25	FY 2025/26	FY 2026/27	Future	Total
305 SB QUALITY OF LIFE REST.TAX 1%	175,000	-	-	-	-	-	-	175,000
Total:	**175,000**	**-**	**-**	**-**	**-**	**-**	**-**	**175,000**

MIAMIBEACH

CITY OF MIAMI BEACH
FY 2023 - 2027 Capital Budget and 5-Year Capital Improvement Plan

I. General

MIAMI BEACH BANDSHELL BACK OF HOUSE **RENEWAL & REPLACEMENT**

Project Number: 69927

Department: PROPERTY MANAGEMENT

Location: NORTH BEACH

Description: This project entails improvements to the Miami Beach Bandshell back of the house. The creation of Ocean Terrace Park provides a unique opportunity to enhance the production capabilities of the Miami Beach Bandshell. Operations have grown and functional space to keep up with this level of production is needed, which will include storage and workspaces for seating systems, garbage and recycling, maintenance and technical equipment, along with administrative and production spaces. Addition of workspace on the eastern side of the property should not affect historic attributes of the facility.

Projected date range: 10/01/2027 to 09/30/2028

II. Cost Summary

Cost Summary	Previous Years	FY 2022/23	FY 2023/24	FY 2024/25	FY 2025/26	FY 2026/27	Future	Total
FUTURE	-	-	-	-	-	-	1,525,500	1,525,500
Total:	**-**	**-**	**-**	**-**	**-**	**-**	**1,525,500**	**1,525,500**

III. Fund Summary

Fund Summary	Previous Years	FY 2022/23	FY 2023/24	FY 2024/25	FY 2025/26	FY 2026/27	Future	Total
FUTURE	-	-	-	-	-	-	1,525,500	1,525,500
Total:	**-**	**-**	**-**	**-**	**-**	**-**	**1,525,500**	**1,525,500**

MIAMIBEACH

CITY OF MIAMI BEACH
FY 2023 - 2027 Capital Budget and 5-Year Capital Improvement Plan

I. General

MIAMI BEACH BOTANICAL GARDEN CAMERA **RENEWAL & REPLACEMENT**

Project Number:	65528
Department:	PROPERTY MANAGEMENT
Location:	SOUTH BEACH
Description:	Installation of new security cameras and alarm system at Miami Beach Botanical Garden.
Projected date range:	10/01/2027 to 09/30/2028

II. Cost Summary

Cost Summary	Previous Years	FY 2022/23	FY 2023/24	FY 2024/25	FY 2025/26	FY 2026/27	Future	Total
FUTURE	-	-	-	-	-	-	39,200	39,200
Total:	**-**	**-**	**-**	**-**	**-**	**-**	**39,200**	**39,200**

III. Fund Summary

Fund Summary	Previous Years	FY 2022/23	FY 2023/24	FY 2024/25	FY 2025/26	FY 2026/27	Future	Total
FUTURE	-	-	-	-	-	-	39,200	39,200
Total:	**-**	**-**	**-**	**-**	**-**	**-**	**39,200**	**39,200**

MIAMIBEACH

CITY OF MIAMI BEACH
FY 2023 - 2027 Capital Budget and 5-Year Capital Improvement Plan

I. General

MIAMI BEACH BOTANICAL GARDEN FAN **RENEWAL & REPLACEMENT**

Project Number:	62328
Department:	PROPERTY MANAGEMENT
Location:	SOUTH BEACH
Description:	New ceiling fans at the Botanical Garden
Projected date range:	10/01/2026 to 09/30/2027

II. Cost Summary

Cost Summary	Previous Years	FY 2022/23	FY 2023/24	FY 2024/25	FY 2025/26	FY 2026/27	Future	Total
FUTURE	-	-	-	-	-	-	26,800	26,800
Total:	**-**	**-**	**-**	**-**	**-**	**-**	**26,800**	**26,800**

III. Fund Summary

Fund Summary	Previous Years	FY 2022/23	FY 2023/24	FY 2024/25	FY 2025/26	FY 2026/27	Future	Total
FUTURE	-	-	-	-	-	-	26,800	26,800
Total:	**-**	**-**	**-**	**-**	**-**	**-**	**26,800**	**26,800**

MIAMIBEACH

CITY OF MIAMI BEACH
FY 2023 - 2027 Capital Budget and 5-Year Capital Improvement Plan

I. General

MIAMI BEACH BOTANICAL GARDEN HVAC **RENEWAL & REPLACEMENT**

Project Number:	62228
Department:	PROPERTY MANAGEMENT
Location:	SOUTH BEACH
Description:	New Ceiling Fans
Projected date range:	10/01/2027 to 09/30/2028

II. Cost Summary

Cost Summary	Previous Years	FY 2022/23	FY 2023/24	FY 2024/25	FY 2025/26	FY 2026/27	Future	Total
FUTURE	-	-	-	-	-	-	160,800	160,800
Total:	**-**	**-**	**-**	**-**	**-**	**-**	**160,800**	**160,800**

III. Fund Summary

Fund Summary	Previous Years	FY 2022/23	FY 2023/24	FY 2024/25	FY 2025/26	FY 2026/27	Future	Total
FUTURE	-	-	-	-	-	-	160,800	160,800
Total:	**-**	**-**	**-**	**-**	**-**	**-**	**160,800**	**160,800**

MIAMIBEACH

CITY OF MIAMI BEACH
FY 2023 - 2027 Capital Budget and 5-Year Capital Improvement Plan

I. General

MIAMI BEACH BOTANICAL GARDEN HVAC **RENEWAL & REPLACEMENT**

Project Number:	63427
Department:	PROPERTY MANAGEMENT
Location:	SOUTH BEACH
Description:	Reconfiguration of existing ductwork at Garden Gift Shop, Butterfly Room and Director's Office
Projected date range:	10/01/2027 to 09/30/2028

II. Cost Summary

Cost Summary	Previous Years	FY 2022/23	FY 2023/24	FY 2024/25	FY 2025/26	FY 2026/27	Future	Total
FUTURE	-	-	-	-	-	-	28,500	28,500
Total:	**-**	**-**	**-**	**-**	**-**	**-**	**28,500**	**28,500**

III. Fund Summary

Fund Summary	Previous Years	FY 2022/23	FY 2023/24	FY 2024/25	FY 2025/26	FY 2026/27	Future	Total
FUTURE	-	-	-	-	-	-	28,500	28,500
Total:	**-**	**-**	**-**	**-**	**-**	**-**	**28,500**	**28,500**

MIAMIBEACH

CITY OF MIAMI BEACH
FY 2023 - 2027 Capital Budget and 5-Year Capital Improvement Plan

I. General

MIAMI BEACH BOTANICAL GARDEN KITCH. **RENEWAL & REPLACEMENT**

Project Number: 65428
Department: PROPERTY MANAGEMENT
Location:
Description: Expansion of existing catering kitchen and event storage areas.
Projected date range: 10/01/2027 to 09/30/2028

II. Cost Summary

Cost Summary	Previous Years	FY 2022/23	FY 2023/24	FY 2024/25	FY 2025/26	FY 2026/27	Future	Total
FUTURE	-	-	-	-	-	-	248,000	248,000
Total:	**-**	**-**	**-**	**-**	**-**	**-**	**248,000**	**248,000**

III. Fund Summary

Fund Summary	Previous Years	FY 2022/23	FY 2023/24	FY 2024/25	FY 2025/26	FY 2026/27	Future	Total
FUTURE	-	-	-	-	-	-	248,000	248,000
Total:	**-**	**-**	**-**	**-**	**-**	**-**	**248,000**	**248,000**

MIAMIBEACH

CITY OF MIAMI BEACH
FY 2023 - 2027 Capital Budget and 5-Year Capital Improvement Plan

I. General

MIAMI BEACH BOTANICAL RENOVATIONS **RENEWAL & REPLACEMENT**

Project Number:	61227
Department:	PROPERTY MANAGEMENT
Location:	SOUTH BEACH
Description:	Interior renovations for Miami Beach Botanical Garden (paint, LVT, movable partitions)
Projected date range:	10/01/2027 to 09/30/2028

II. Cost Summary

Cost Summary	Previous Years	FY 2022/23	FY 2023/24	FY 2024/25	FY 2025/26	FY 2026/27	Future	Total
FUTURE	-	-	-	-	-	-	56,000	56,000
Total:	**-**	**-**	**-**	**-**	**-**	**-**	**56,000**	**56,000**

III. Fund Summary

Fund Summary	Previous Years	FY 2022/23	FY 2023/24	FY 2024/25	FY 2025/26	FY 2026/27	Future	Total
FUTURE	-	-	-	-	-	-	56,000	56,000
Total:	**-**	**-**	**-**	**-**	**-**	**-**	**56,000**	**56,000**

MIAMIBEACH

CITY OF MIAMI BEACH
FY 2023 - 2027 Capital Budget and 5-Year Capital Improvement Plan

I. General

MIAMI BEACH GOLF CLUB LAKE AERATION **RENEWAL & REPLACEMENT**

Project Number:	65322
Department:	PARKS ADMINISTRATION
Location:	MIDDLE BEACH
Description:	This project entails the addition of 6 air pumps to the Miami Beach Golf Club lakes.
Projected date range:	10/01/2021 to 12/31/2022

II. Cost Summary

Cost Summary	Previous Years	FY 2022/23	FY 2023/24	FY 2024/25	FY 2025/26	FY 2026/27	Future	Total
CONSTRUCTION	44,500	-	-	-	-	-	-	44,500
PERMITTING FEES	500	-	-	-	-	-	-	500
Total:	**45,000**	**-**	**-**	**-**	**-**	**-**	**-**	**45,000**

III. Fund Summary

Fund Summary	Previous Years	FY 2022/23	FY 2023/24	FY 2024/25	FY 2025/26	FY 2026/27	Future	Total
306 MB QUALITY OF LIFE RESO.TX 1%	45,000	-	-	-	-	-	-	45,000
Total:	**45,000**	**-**	**-**	**-**	**-**	**-**	**-**	**45,000**

MIAMIBEACH

CITY OF MIAMI BEACH
FY 2023 - 2027 Capital Budget and 5-Year Capital Improvement Plan

I. General

MIAMI BEACH TENNIS CENTER COURT RES **RENEWAL & REPLACEMENT**

Project Number:	61024
Department:	PARKS AND RECREATION
Location:	NORTH BEACH
Description:	This project is for the resurfacing of the Miami Beach Tennis Center courts. The last resurfacing was over 10 years ago.
Projected date range:	10/01/2023 to 09/30/2024

II. Cost Summary

Cost Summary	Previous Years	FY 2022/23	FY 2023/24	FY 2024/25	FY 2025/26	FY 2026/27	Future	Total
CONSTRUCTION	-	-	185,000	-	-	-	-	185,000
Total:	**-**	**-**	**185,000**	**-**	**-**	**-**	**-**	**185,000**

III. Fund Summary

Fund Summary	Previous Years	FY 2022/23	FY 2023/24	FY 2024/25	FY 2025/26	FY 2026/27	Future	Total
307 NB QUAL OF LIFE RESORT TAX 1%	-	-	185,000	-	-	-	-	185,000
Total:	**-**	**-**	**185,000**	**-**	**-**	**-**	**-**	**185,000**

MIAMIBEACH

CITY OF MIAMI BEACH
FY 2023 - 2027 Capital Budget and 5-Year Capital Improvement Plan

I. General

MIAMI CITY BALLET 3RD FLOOR WOOD FLOORS **RENEWAL & REPLACEMENT**

Project Number:	63328
Department:	PROPERTY MANAGEMENT
Location:	MIDDLE BEACH
Description:	MIAMI CITY BALLET 3RD FLOOR WOOD FLOORS REPLACEMENT
Projected date range:	10/01/2026 to 09/30/2027

II. Cost Summary

Cost Summary	Previous Years	FY 2022/23	FY 2023/24	FY 2024/25	FY 2025/26	FY 2026/27	Future	Total
FUTURE	-	-	-	-	-	-	200,000	200,000
Total:	**-**	**-**	**-**	**-**	**-**	**-**	**200,000**	**200,000**

III. Fund Summary

Fund Summary	Previous Years	FY 2022/23	FY 2023/24	FY 2024/25	FY 2025/26	FY 2026/27	Future	Total
FUTURE	-	-	-	-	-	-	200,000	200,000
Total:	**-**	**-**	**-**	**-**	**-**	**-**	**200,000**	**200,000**

MIAMIBEACH

CITY OF MIAMI BEACH
FY 2023 - 2027 Capital Budget and 5-Year Capital Improvement Plan

I. General

MIAMI CITY BALLET ACCESS CONTROL **RENEWAL & REPLACEMENT**

Project Number:	64323
Department:	PROPERTY MANAGEMENT
Location:	MIDDLE BEACH
Description:	This project will consist of installing a new access control alarm monitoring system.
Projected date range:	10/01/2022 to 09/30/2024

II. Cost Summary

Cost Summary	Previous Years	FY 2022/23	FY 2023/24	FY 2024/25	FY 2025/26	FY 2026/27	Future	Total
CONTRACTED SERVICES REPAIR	-	-	50,000	-	-	-	-	50,000
Total:	**-**	**-**	**50,000**	**-**	**-**	**-**	**-**	**50,000**

III. Fund Summary

Fund Summary	Previous Years	FY 2022/23	FY 2023/24	FY 2024/25	FY 2025/26	FY 2026/27	Future	Total
305 SB QUALITY OF LIFE REST.TAX 1%	-	-	50,000	-	-	-	-	50,000
Total:	**-**	**-**	**50,000**	**-**	**-**	**-**	**-**	**50,000**

MIAMIBEACH

CITY OF MIAMI BEACH
FY 2023 - 2027 Capital Budget and 5-Year Capital Improvement Plan

I. General

MIAMI CITY BALLET ACOUSTICAL CEILING **RENEWAL & REPLACEMENT**

Project Number:	60928
Department:	PROPERTY MANAGEMENT
Location:	MIDDLE BEACH
Description:	HVAC Ductwork renewal
Projected date range:	10/01/2026 to 09/30/2027

II. Cost Summary

Cost Summary	Previous Years	FY 2022/23	FY 2023/24	FY 2024/25	FY 2025/26	FY 2026/27	Future	Total
RENOVATION	-	-	-	-	-	100,500	-	100,500
Total:	**-**	**-**	**-**	**-**	**-**	**100,500**	**-**	**100,500**

III. Fund Summary

Fund Summary	Previous Years	FY 2022/23	FY 2023/24	FY 2024/25	FY 2025/26	FY 2026/27	Future	Total
302 PAY-AS-YOU-GO	-	-	-	-	-	100,500	-	100,500
Total:	**-**	**-**	**-**	**-**	**-**	**100,500**	**-**	**100,500**

MIAMIBEACH

CITY OF MIAMI BEACH
FY 2023 - 2027 Capital Budget and 5-Year Capital Improvement Plan

I. General

MIAMI CITY BALLET BOARD ROOM CARPET **RENEWAL & REPLACEMENT**

Project Number:	64523
Department:	PROPERTY MANAGEMENT
Location:	MIDDLE BEACH
Description:	This project will consist of removing and installing new carpet on the 3rd floor.
Projected date range:	10/01/2022 to 09/30/2024

II. Cost Summary

Cost Summary	Previous Years	FY 2022/23	FY 2023/24	FY 2024/25	FY 2025/26	FY 2026/27	Future	Total
CONTRACTED SERVICES REPAIR	-	-	88,000	-	-	-	-	88,000
Total:	**-**	**-**	**88,000**	**-**	**-**	**-**	**-**	**88,000**

III. Fund Summary

Fund Summary	Previous Years	FY 2022/23	FY 2023/24	FY 2024/25	FY 2025/26	FY 2026/27	Future	Total
305 SB QUALITY OF LIFE REST.TAX 1%	-	-	88,000	-	-	-	-	88,000
Total:	**-**	**-**	**88,000**	**-**	**-**	**-**	**-**	**88,000**

MIAMIBEACH

CITY OF MIAMI BEACH
FY 2023 - 2027 Capital Budget and 5-Year Capital Improvement Plan

I. General

MIAMI CITY BALLET DRY WALL REPAIRS **RENEWAL & REPLACEMENT**

Project Number:	60528
Department:	PROPERTY MANAGEMENT
Location:	MIDDLE BEACH
Description:	Elevator Modernization
Projected date range:	10/01/2026 to 09/30/2027

II. Cost Summary

Cost Summary	Previous Years	FY 2022/23	FY 2023/24	FY 2024/25	FY 2025/26	FY 2026/27	Future	Total
RENOVATION	-	-	-	-	-	194,300	-	194,300
Total:	**-**	**-**	**-**	**-**	**-**	**194,300**	**-**	**194,300**

III. Fund Summary

Fund Summary	Previous Years	FY 2022/23	FY 2023/24	FY 2024/25	FY 2025/26	FY 2026/27	Future	Total
302 PAY-AS-YOU-GO	-	-	-	-	-	194,300	-	194,300
Total:	**-**	**-**	**-**	**-**	**-**	**194,300**	**-**	**194,300**

MIAMIBEACH

CITY OF MIAMI BEACH
FY 2023 - 2027 Capital Budget and 5-Year Capital Improvement Plan

I. General

MIAMI CITY BALLET ELEVATOR MODERNIZ **RENEWAL & REPLACEMENT**

Project Number:	60628
Department:	PROPERTY MANAGEMENT
Location:	MIDDLE BEACH
Description:	LED Lamp Replacement (Facility-wide, including balconies)
Projected date range:	10/01/2026 to 09/30/2027

II. Cost Summary

Cost Summary	Previous Years	FY 2022/23	FY 2023/24	FY 2024/25	FY 2025/26	FY 2026/27	Future	Total
RENOVATION	-	-	-	-	-	495,800	-	495,800
Total:	**-**	**-**	**-**	**-**	**-**	**495,800**	**-**	**495,800**

III. Fund Summary

Fund Summary	Previous Years	FY 2022/23	FY 2023/24	FY 2024/25	FY 2025/26	FY 2026/27	Future	Total
302 PAY-AS-YOU-GO	-	-	-	-	-	495,800	-	495,800
Total:	**-**	**-**	**-**	**-**	**-**	**495,800**	**-**	**495,800**

MIAMIBEACH

CITY OF MIAMI BEACH
FY 2023 - 2027 Capital Budget and 5-Year Capital Improvement Plan

I. General

MIAMI CITY BALLET EXIT SIGN RENEWAL **RENEWAL & REPLACEMENT**

Project Number: 63022
Department: PROPERTY MANAGEMENT
Location: MIDDLE BEACH
Description: The project will consist of replacing the fire exit signs for the facility. The project may also require adding additional exit signs so all exits are visible during room conversions or when the bleacher seating is in use.
Projected date range: 10/01/2021 to 12/31/2023

II. Cost Summary

Cost Summary	Previous Years	FY 2022/23	FY 2023/24	FY 2024/25	FY 2025/26	FY 2026/27	Future	Total
RENOVATION	-	-	73,000	-	-	-	-	73,000
Total:	**-**	**-**	**73,000**	**-**	**-**	**-**	**-**	**73,000**

III. Fund Summary

Fund Summary	Previous Years	FY 2022/23	FY 2023/24	FY 2024/25	FY 2025/26	FY 2026/27	Future	Total
305 SB QUALITY OF LIFE REST.TAX 1%	-	-	73,000	-	-	-	-	73,000
Total:	**-**	**-**	**73,000**	**-**	**-**	**-**	**-**	**73,000**

MIAMIBEACH

CITY OF MIAMI BEACH
FY 2023 - 2027 Capital Budget and 5-Year Capital Improvement Plan

I. General

MIAMI CITY BALLET HANDS FREE FAUCET **RENEWAL & REPLACEMENT**

Project Number:	60828
Department:	PROPERTY MANAGEMENT
Location:	MIDDLE BEACH
Description:	Restroom Exhaust System renewal
Projected date range:	10/01/2026 to 09/30/2027

II. Cost Summary

Cost Summary	Previous Years	FY 2022/23	FY 2023/24	FY 2024/25	FY 2025/26	FY 2026/27	Future	Total
RENOVATION	-	-	-	-	-	201,000	-	201,000
Total:	**-**	**-**	**-**	**-**	**-**	**201,000**	**-**	**201,000**

III. Fund Summary

Fund Summary	Previous Years	FY 2022/23	FY 2023/24	FY 2024/25	FY 2025/26	FY 2026/27	Future	Total
302 PAY-AS-YOU-GO	-	-	-	-	-	201,000	-	201,000
Total:	**-**	**-**	**-**	**-**	**-**	**201,000**	**-**	**201,000**

MIAMIBEACH

CITY OF MIAMI BEACH
FY 2023 - 2027 Capital Budget and 5-Year Capital Improvement Plan

I. General

MIAMI CITY BALLET HVAC DUCT RENNO. **RENEWAL & REPLACEMENT**

Project Number:	61028
Department:	PROPERTY MANAGEMENT
Location:	MIDDLE BEACH
Description:	Stair Finish Renewal (rubber treading)
Projected date range:	10/01/2026 to 09/30/2027

II. Cost Summary

Cost Summary	Previous Years	FY 2022/23	FY 2023/24	FY 2024/25	FY 2025/26	FY 2026/27	Future	Total
RENOVATION	-	-	-	-	-	699,480	-	699,480
Total:	**-**	**-**	**-**	**-**	**-**	**699,480**	**-**	**699,480**

III. Fund Summary

Fund Summary	Previous Years	FY 2022/23	FY 2023/24	FY 2024/25	FY 2025/26	FY 2026/27	Future	Total
302 PAY-AS-YOU-GO	-	-	-	-	-	699,480	-	699,480
Total:	**-**	**-**	**-**	**-**	**-**	**699,480**	**-**	**699,480**

MIAMIBEACH

CITY OF MIAMI BEACH
FY 2023 - 2027 Capital Budget and 5-Year Capital Improvement Plan

I. General

MIAMI CITY BALLET LED LAMP REPLACEM **RENEWAL & REPLACEMENT**

Project Number:	60728
Department:	PROPERTY MANAGEMENT
Location:	MIDDLE BEACH
Description:	Hands Free Faucets and Toilet Flushometers Upgrade
Projected date range:	10/01/2026 to 09/30/2027

II. Cost Summary

Cost Summary	Previous Years	FY 2022/23	FY 2023/24	FY 2024/25	FY 2025/26	FY 2026/27	Future	Total
RENOVATION	-	-	-	-	-	229,810	-	229,810
Total:	**-**	**-**	**-**	**-**	**-**	**229,810**	**-**	**229,810**

III. Fund Summary

Fund Summary	Previous Years	FY 2022/23	FY 2023/24	FY 2024/25	FY 2025/26	FY 2026/27	Future	Total
302 PAY-AS-YOU-GO	-	-	-	-	-	229,810	-	229,810
Total:	**-**	**-**	**-**	**-**	**-**	**229,810**	**-**	**229,810**

MIAMIBEACH

CITY OF MIAMI BEACH
FY 2023 - 2027 Capital Budget and 5-Year Capital Improvement Plan

I. General

MIAMI CITY BALLET LOADG. DOCK FLOOR **RENEWAL & REPLACEMENT**

Project Number:	61128
Department:	PROPERTY MANAGEMENT
Location:	MIDDLE BEACH
Description:	Asbestos, Lead Paint, IAQ Abatement Allowance
Projected date range:	10/01/2026 to 09/30/2027

II. Cost Summary

Cost Summary	Previous Years	FY 2022/23	FY 2023/24	FY 2024/25	FY 2025/26	FY 2026/27	Future	Total
RENOVATION	-	-	-	-	-	335,000	-	335,000
Total:	**-**	**-**	**-**	**-**	**-**	**335,000**	**-**	**335,000**

III. Fund Summary

Fund Summary	Previous Years	FY 2022/23	FY 2023/24	FY 2024/25	FY 2025/26	FY 2026/27	Future	Total
302 PAY-AS-YOU-GO	-	-	-	-	-	335,000	-	335,000
Total:	**-**	**-**	**-**	**-**	**-**	**335,000**	**-**	**335,000**

MIAMIBEACH

CITY OF MIAMI BEACH
FY 2023 - 2027 Capital Budget and 5-Year Capital Improvement Plan

I. General

MIAMI CITY BALLET OFFICE AREA FLOOR **RENEWAL & REPLACEMENT**

Project Number:	61125
Department:	PROPERTY MANAGEMENT
Location:	MIDDLE BEACH
Description:	Office area flooring replacement at Miami City Ballet (3rd Floor)
Projected date range:	10/01/2024 to 09/30/2027

II. Cost Summary

Cost Summary	Previous Years	FY 2022/23	FY 2023/24	FY 2024/25	FY 2025/26	FY 2026/27	Future	Total
RENOVATION	-	-	-	-	-	145,600	-	145,600
Total:	**-**	**-**	**-**	**-**	**-**	**145,600**	**-**	**145,600**

III. Fund Summary

Fund Summary	Previous Years	FY 2022/23	FY 2023/24	FY 2024/25	FY 2025/26	FY 2026/27	Future	Total
305 SB QUALITY OF LIFE REST.TAX 1%	-	-	-	-	-	145,600	-	145,600
Total:	**-**	**-**	**-**	**-**	**-**	**145,600**	**-**	**145,600**

MIAMIBEACH

CITY OF MIAMI BEACH
FY 2023 - 2027 Capital Budget and 5-Year Capital Improvement Plan

I. General

MIAMI CITY BALLET RESTROOM EXHAUST **RENEWAL & REPLACEMENT**

Project Number:	62124
Department:	PROPERTY MANAGEMENT
Location:	MIDDLE BEACH
Description:	Acoustical Ceiling Panel renewal
Projected date range:	10/01/2023 to 09/30/2024

II. Cost Summary

Cost Summary	Previous Years	FY 2022/23	FY 2023/24	FY 2024/25	FY 2025/26	FY 2026/27	Future	Total
RENOVATION	-	-	33,500	-	-	-	-	33,500
Total:	**-**	**-**	**33,500**	**-**	**-**	**-**	**-**	**33,500**

III. Fund Summary

Fund Summary	Previous Years	FY 2022/23	FY 2023/24	FY 2024/25	FY 2025/26	FY 2026/27	Future	Total
302 PAY-AS-YOU-GO	-	-	33,500	-	-	-	-	33,500
Total:	**-**	**-**	**33,500**	**-**	**-**	**-**	**-**	**33,500**

MIAMIBEACH

CITY OF MIAMI BEACH
FY 2023 - 2027 Capital Budget and 5-Year Capital Improvement Plan

I. General

MIAMI CITY BALLET STAIR FINISH RENO

RENEWAL & REPLACEMENT

Project Number:	61225
Department:	PROPERTY MANAGEMENT
Location:	MIDDLE BEACH
Description:	Loading Dock Flooding Repair
Projected date range:	10/01/2024 to 09/30/2025

II. Cost Summary

Cost Summary	Previous Years	FY 2022/23	FY 2023/24	FY 2024/25	FY 2025/26	FY 2026/27	Future	Total
FUTURE	-	-	-	-	-	-	64,320	64,320
Total:	**-**	**-**	**-**	**-**	**-**	**-**	**64,320**	**64,320**

III. Fund Summary

Fund Summary	Previous Years	FY 2022/23	FY 2023/24	FY 2024/25	FY 2025/26	FY 2026/27	Future	Total
FUTURE	-	-	-	-	-	-	64,320	64,320
Total:	**-**	**-**	**-**	**-**	**-**	**-**	**64,320**	**64,320**

MIAMIBEACH

CITY OF MIAMI BEACH
FY 2023 - 2027 Capital Budget and 5-Year Capital Improvement Plan

I. General

MIAMI CITY BALLET STUDIO BLACKOUT **RENEWAL & REPLACEMENT**

Project Number:	61624
Department:	PROPERTY MANAGEMENT
Location:	MIDDLE BEACH
Description:	New blackout shades for Miami City Ballet Studio spaces
Projected date range:	10/01/2023 to 09/30/2026

II. Cost Summary

Cost Summary	Previous Years	FY 2022/23	FY 2023/24	FY 2024/25	FY 2025/26	FY 2026/27	Future	Total
CONSTRUCTION	-	-	-	-	37,000	-	-	37,000
Total:	**-**	**-**	**-**	**-**	**37,000**	**-**	**-**	**37,000**

III. Fund Summary

Fund Summary	Previous Years	FY 2022/23	FY 2023/24	FY 2024/25	FY 2025/26	FY 2026/27	Future	Total
305 SB QUALITY OF LIFE REST.TAX 1%	-	-	-	-	37,000	-	-	37,000
Total:	**-**	**-**	**-**	**-**	**37,000**	**-**	**-**	**37,000**

MIAMIBEACH

CITY OF MIAMI BEACH
FY 2023 - 2027 Capital Budget and 5-Year Capital Improvement Plan

I. General

MIAMI CITY BALLET STUDIO FLOORING **RENEWAL & REPLACEMENT**

Project Number:	65220
Department:	PROPERTY MANAGEMENT
Location:	SOUTH BEACH
Description:	Replacement of studio flooring at the Miami City Ballet.
Projected date range:	10/01/2019 to 12/31/2022

II. Cost Summary

Cost Summary	Previous Years	FY 2022/23	FY 2023/24	FY 2024/25	FY 2025/26	FY 2026/27	Future	Total
CONTRACTED SERVICES REPAIR	179,000	-	-	-	-	-	-	179,000
Total:	**179,000**	**-**	**-**	**-**	**-**	**-**	**-**	**179,000**

III. Fund Summary

Fund Summary	Previous Years	FY 2022/23	FY 2023/24	FY 2024/25	FY 2025/26	FY 2026/27	Future	Total
305 SB QUALITY OF LIFE REST.TAX 1%	179,000	-	-	-	-	-	-	179,000
Total:	**179,000**	**-**	**-**	**-**	**-**	**-**	**-**	**179,000**

MIAMIBEACH

CITY OF MIAMI BEACH
FY 2023 - 2027 Capital Budget and 5-Year Capital Improvement Plan

I. General

MIAMI CITY BALLET UV LIGHT RETROFIT **RENEWAL & REPLACEMENT**

Project Number:	64423
Department:	PROPERTY MANAGEMENT
Location:	MIDDLE BEACH
Description:	This project will consist of installing UV light retrofit kits onto the roof top units and AH 1 to best enable them to combat air pathogens.
Projected date range:	10/01/2022 to 09/30/2024

II. Cost Summary

Cost Summary	Previous Years	FY 2022/23	FY 2023/24	FY 2024/25	FY 2025/26	FY 2026/27	Future	Total
CONTRACTED SERVICES REPAIR	-	-	33,000	-	-	-	-	33,000
Total:	**-**	**-**	**33,000**	**-**	**-**	**-**	**-**	**33,000**

III. Fund Summary

Fund Summary	Previous Years	FY 2022/23	FY 2023/24	FY 2024/25	FY 2025/26	FY 2026/27	Future	Total
305 SB QUALITY OF LIFE REST.TAX 1%	-	-	33,000	-	-	-	-	33,000
Total:	**-**	**-**	**33,000**	**-**	**-**	**-**	**-**	**33,000**

MIAMIBEACH

CITY OF MIAMI BEACH
FY 2023 - 2027 Capital Budget and 5-Year Capital Improvement Plan

I. General

MIAMI CITY BALLET VARIABLE AIR VAL. **RENEWAL & REPLACEMENT**

Project Number:	64023
Department:	PROPERTY MANAGEMENT
Location:	SOUTH BEACH
Description:	This project will consist of replacing 20 variable adjustable valves for HVAC flow at the Miami City Ballet.
Projected date range:	10/01/2022 to 09/30/2025

II. Cost Summary

Cost Summary	Previous Years	FY 2022/23	FY 2023/24	FY 2024/25	FY 2025/26	FY 2026/27	Future	Total
CONTRACTED SERVICES REPAIR	-	-	-	34,000	-	-	-	34,000
Total:	**-**	**-**	**-**	**34,000**	**-**	**-**	**-**	**34,000**

III. Fund Summary

Fund Summary	Previous Years	FY 2022/23	FY 2023/24	FY 2024/25	FY 2025/26	FY 2026/27	Future	Total
305 SB QUALITY OF LIFE REST.TAX 1%	-	-	-	34,000	-	-	-	34,000
Total:	**-**	**-**	**-**	**34,000**	**-**	**-**	**-**	**34,000**

MIAMIBEACH

CITY OF MIAMI BEACH
FY 2023 - 2027 Capital Budget and 5-Year Capital Improvement Plan

I. General

MIAMI CITY BALLET VARIOUS REPAIRS **RENEWAL & REPLACEMENT**

Project Number:	64618
Department:	PROPERTY MANAGEMENT
Location:	SOUTH BEACH
Description:	This multifaceted project will allow the Miami City Ballet to perform needed roof repairs, repair exterior stucco cracks, repaint the building, enhance current studio lighting, replace theatre flooring as well as execute upgrades to existing HVAC equipment and controls.
Projected date range:	07/02/2018 to 12/31/2022

II. Cost Summary

Cost Summary	Previous Years	FY 2022/23	FY 2023/24	FY 2024/25	FY 2025/26	FY 2026/27	Future	Total
CONTRACTED SERVICES REPAIR	278,250	-	-	-	-	-	-	278,250
Total:	**278,250**	**-**	**-**	**-**	**-**	**-**	**-**	**278,250**

III. Fund Summary

Fund Summary	Previous Years	FY 2022/23	FY 2023/24	FY 2024/25	FY 2025/26	FY 2026/27	Future	Total
169 MIAMI CITY BALLET FUND	278,250	-	-	-	-	-	-	278,250
Total:	**278,250**	**-**	**-**	**-**	**-**	**-**	**-**	**278,250**

MIAMIBEACH

CITY OF MIAMI BEACH
FY 2023 - 2027 Capital Budget and 5-Year Capital Improvement Plan

I. General

MIAMI CITY BALLET WINDOWS **RENEWAL & REPLACEMENT**

Project Number:	27780
Department:	PROPERTY MANAGEMENT
Location:	SOUTH BEACH
Description:	Window replacement - Replace window walls on 2nd floor due to extreme moisture intrusion
Projected date range:	10/01/2015 to 12/31/2022

II. Cost Summary

Cost Summary	Previous Years	FY 2022/23	FY 2023/24	FY 2024/25	FY 2025/26	FY 2026/27	Future	Total
CONTRACTED SERVICES REPAIR	315,000	-	-	-	-	-	-	315,000
INTERNAL CHARGEBACK	798	-	-	-	-	-	-	798
RENOVATION	126,001	-	-	-	-	-	-	126,001
Total:	**441,799**	**-**	**-**	**-**	**-**	**-**	**-**	**441,799**

III. Fund Summary

Fund Summary	Previous Years	FY 2022/23	FY 2023/24	FY 2024/25	FY 2025/26	FY 2026/27	Future	Total
169 MIAMI CITY BALLET FUND	315,000	-	-	-	-	-	-	315,000
365 CITY CENTER RDA CAP FUND	126,799	-	-	-	-	-	-	126,799
Total:	**441,799**	**-**	**-**	**-**	**-**	**-**	**-**	**441,799**

MIAMIBEACH

CITY OF MIAMI BEACH
FY 2023 - 2027 Capital Budget and 5-Year Capital Improvement Plan

I. General

MICROWAVE NETWORK UPGRADE AND CONVERSION **RENEWAL & REPLACEMENT**

Project Number: 69727

Department: POLICE CHIEF OFFICE

Location: CITYWIDE

Description: A major component of the citywide CCTV network is the microwave backhaul network that was taken over and repurposed from the defunct citywide wi-fi system. The Police Department took over the system and has been using it to connect CCTV cameras from many locations throughout the city where a physical network connection is not available. PD has been operating and maintaing the system for many years. Most of the equipment in this system dates back to 2010 when the original wi-fi project was completed. Due to the age of the components, no new parts are available. We are only able to get used or refurbished parts and the maintenance agreement currently in place will expire at the end of FY 22 and not renew due to the age and condition of system components. PD is requesting funds to upgrade the obsolete equipment in this critical data network backbone. New equipment will allow us to procure a maintenance and monitoring contract to keep the system operating at a high service level for many years. These funds will also allow PD to repurpose the bandwith no longer needed by the Motorola Radio system that was simultaneously using this data backbone.

Projected date range: 10/01/2027 to 09/30/2028

II. Cost Summary

Cost Summary	Previous Years	FY 2022/23	FY 2023/24	FY 2024/25	FY 2025/26	FY 2026/27	Future	Total
FUTURE	-	-	-	-	-	-	600,000	600,000
Total:	**-**	**-**	**-**	**-**	**-**	**-**	**600,000**	**600,000**

III. Fund Summary

Fund Summary	Previous Years	FY 2022/23	FY 2023/24	FY 2024/25	FY 2025/26	FY 2026/27	Future	Total
FUTURE	-	-	-	-	-	-	600,000	600,000
Total:	**-**	**-**	**-**	**-**	**-**	**-**	**600,000**	**600,000**

MIAMIBEACH

CITY OF MIAMI BEACH
FY 2023 - 2027 Capital Budget and 5-Year Capital Improvement Plan

I. General

MIDDLE BEACH WATER TOWER PAINTING **RENEWAL & REPLACEMENT**

Project Number:	64721
Department:	PROPERTY MANAGEMENT
Location:	MIDDLE BEACH
Description:	Painting of the Middle Beach water tower
Projected date range:	10/01/2020 to 12/31/2022

II. Cost Summary

Cost Summary	Previous Years	FY 2022/23	FY 2023/24	FY 2024/25	FY 2025/26	FY 2026/27	Future	Total
CONTRACTED SERVICES REPAIR	50,000	-	-	-	-	-	-	50,000
Total:	**50,000**	**-**	**-**	**-**	**-**	**-**	**-**	**50,000**

III. Fund Summary

Fund Summary	Previous Years	FY 2022/23	FY 2023/24	FY 2024/25	FY 2025/26	FY 2026/27	Future	Total
302 PAY-AS-YOU-GO	50,000	-	-	-	-	-	-	50,000
Total:	**50,000**	**-**	**-**	**-**	**-**	**-**	**-**	**50,000**

MIAMIBEACH

CITY OF MIAMI BEACH
FY 2023 - 2027 Capital Budget and 5-Year Capital Improvement Plan

I. General

N. BEACH PARKS RESTROOM RESTORATION **RENEWAL & REPLACEMENT**

Project Number:	62718
Department:	PARKS AND RECREATION
Location:	NORTH BEACH
Description:	North Beach Parks Restroom Restoration-Installation of Porcelain tiles along interior bathroom, replace existing toilets urinals and plumbing fixtures including sinks, toilet partitions, hand-dryers and dispensing hardware, including epoxy floors, demolition and permitting.
Projected date range:	10/01/2017 to 12/31/2022

II. Cost Summary

Cost Summary	Previous Years	FY 2022/23	FY 2023/24	FY 2024/25	FY 2025/26	FY 2026/27	Future	Total
CONSTRUCTION	187,000	-	-	-	-	-	-	187,000
FURNITURE, FIXTURES, EQUIPMENT	79,000	-	-	-	-	-	-	79,000
PERMITTING FEES	15,000	-	-	-	-	-	-	15,000
Total:	**281,000**	**-**	**-**	**-**	**-**	**-**	**-**	**281,000**

III. Fund Summary

Fund Summary	Previous Years	FY 2022/23	FY 2023/24	FY 2024/25	FY 2025/26	FY 2026/27	Future	Total
158 CONCURRENCY MITIGATION FUND	91,000	-	-	-	-	-	-	91,000
301 CAP. PROJ. NOT FINANCED BY BON	190,000	-	-	-	-	-	-	190,000
Total:	**281,000**	**-**	**-**	**-**	**-**	**-**	**-**	**281,000**

MIAMIBEACH

CITY OF MIAMI BEACH
FY 2023 - 2027 Capital Budget and 5-Year Capital Improvement Plan

I. General

N. SHORE BANDSHELL PLUMBING REPAIRS **RENEWAL & REPLACEMENT**

Project Number:	61319
Department:	PARKS AND RECREATION
Location:	NORTH BEACH
Description:	This project will address a needed improvement at the North Shore Bandshell Facility. The improvement includes the repair of the plumbing/sanitary lines at the facility.
Projected date range:	10/01/2018 to 12/31/2022

II. Cost Summary

Cost Summary	Previous Years	FY 2022/23	FY 2023/24	FY 2024/25	FY 2025/26	FY 2026/27	Future	Total
CONTRACTED SERVICES REPAIR	30,000	-	-	-	-	-	-	30,000
Total:	**30,000**	**-**	**-**	**-**	**-**	**-**	**-**	**30,000**

III. Fund Summary

Fund Summary	Previous Years	FY 2022/23	FY 2023/24	FY 2024/25	FY 2025/26	FY 2026/27	Future	Total
307 NB QUAL OF LIFE RESORT TAX 1%	30,000	-	-	-	-	-	-	30,000
Total:	**30,000**	**-**	**-**	**-**	**-**	**-**	**-**	**30,000**

MIAMIBEACH

CITY OF MIAMI BEACH
FY 2023 - 2027 Capital Budget and 5-Year Capital Improvement Plan

I. General

N. SHORE TENNIS FACILITY FENCE **RENEWAL & REPLACEMENT**

Project Number: 61219
Department: PARKS AND RECREATION
Location: NORTH BEACH
Description: This project will address necessary improvement of the fencing at the Tennis facility at Normandy Shores Park. The current fence will be replaced with a new 12 ft high vinyl coated chain link fence. A landscaping barrier will also be installed along the fence.
Projected date range: 10/01/2018 to 12/31/2022

II. Cost Summary

Cost Summary	Previous Years	FY 2022/23	FY 2023/24	FY 2024/25	FY 2025/26	FY 2026/27	Future	Total
CONTRACTED SERVICES REPAIR	40,000	-	-	-	-	-	-	40,000
OTHER COSTS	7,000	-	-	-	-	-	-	7,000
Total:	**47,000**	**-**	**-**	**-**	**-**	**-**	**-**	**47,000**

III. Fund Summary

Fund Summary	Previous Years	FY 2022/23	FY 2023/24	FY 2024/25	FY 2025/26	FY 2026/27	Future	Total
307 NB QUAL OF LIFE RESORT TAX 1%	47,000	-	-	-	-	-	-	47,000
Total:	**47,000**	**-**	**-**	**-**	**-**	**-**	**-**	**47,000**

MIAMIBEACH

CITY OF MIAMI BEACH
FY 2023 - 2027 Capital Budget and 5-Year Capital Improvement Plan

I. General

NB O/S PK BEACHWALK CCTV 79-87 ST **RENEWAL & REPLACEMENT**

Project Number: 64922

Department: POLICE CHIEF OFFICE

Location: NORTH BEACH

Description: This project is intended to supplement the North Beach Oceanside Park Beachwalk Project undertaken by the Office of Capital Improvement Projects (CIP). CIP included all but a small portion of the CCTV infrastructure (boring, conduit, handholes, electrical and network wiring, and upright poles) as they built this section of the Beachwalk. The scope of this project is to purchase, configure, build, install, maintain, and connect the actual CCTV cameras, networking equipment, and software to the citywide Video Management System(VMS) and approximately 450 feet of infrastructure construction to connect to the city network.

Projected date range: 10/01/2021 to 12/31/2022

II. Cost Summary

Cost Summary	Previous Years	FY 2022/23	FY 2023/24	FY 2024/25	FY 2025/26	FY 2026/27	Future	Total
CONSTRUCTION	11,800	-	-	-	-	-	-	11,800
CONTINGENCY	26,000	-	-	-	-	-	-	26,000
FURNITURE, FIXTURES, EQUIPMENT	104,500	-	-	-	-	-	-	104,500
PERMITTING FEES	13,700	-	-	-	-	-	-	13,700
Total:	**156,000**	**-**	**-**	**-**	**-**	**-**	**-**	**156,000**

III. Fund Summary

Fund Summary	Previous Years	FY 2022/23	FY 2023/24	FY 2024/25	FY 2025/26	FY 2026/27	Future	Total
307 NB QUAL OF LIFE RESORT TAX 1%	156,000	-	-	-	-	-	-	156,000
Total:	**156,000**	**-**	**-**	**-**	**-**	**-**	**-**	**156,000**

MIAMIBEACH

CITY OF MIAMI BEACH
FY 2023 - 2027 Capital Budget and 5-Year Capital Improvement Plan

I. General

NESS FIRE ALARM PANEL RENEWAL **RENEWAL & REPLACEMENT**

Project Number:	65723
Department:	PROPERTY MANAGEMENT
Location:	NORTH BEACH
Description:	Replace Fire Alarm system at NESS
Projected date range:	10/01/2022 to 09/30/2023

II. Cost Summary

Cost Summary	Previous Years	FY 2022/23	FY 2023/24	FY 2024/25	FY 2025/26	FY 2026/27	Future	Total
RENOVATION	-	61,000	-	-	-	-	-	61,000
Total:	**-**	**61,000**	**-**	**-**	**-**	**-**	**-**	**61,000**

III. Fund Summary

Fund Summary	Previous Years	FY 2022/23	FY 2023/24	FY 2024/25	FY 2025/26	FY 2026/27	Future	Total
125 CAPITAL RENEWAL & REPLACEMENT	-	61,000	-	-	-	-	-	61,000
Total:	**-**	**61,000**	**-**	**-**	**-**	**-**	**-**	**61,000**

MIAMIBEACH

CITY OF MIAMI BEACH
FY 2023 - 2027 Capital Budget and 5-Year Capital Improvement Plan

I. General

NESS FLOORING RENEWAL

RENEWAL & REPLACEMENT

Project Number:	62627
Department:	PROPERTY MANAGEMENT
Location:	NORTH BEACH
Description:	Flooring renewal at NESS
Projected date range:	10/01/2027 to 09/30/2028

II. Cost Summary

Cost Summary	Previous Years	FY 2022/23	FY 2023/24	FY 2024/25	FY 2025/26	FY 2026/27	Future	Total
FUTURE	-	-	-	-	-	-	56,000	56,000
Total:	**-**	**-**	**-**	**-**	**-**	**-**	**56,000**	**56,000**

III. Fund Summary

Fund Summary	Previous Years	FY 2022/23	FY 2023/24	FY 2024/25	FY 2025/26	FY 2026/27	Future	Total
FUTURE	-	-	-	-	-	-	56,000	56,000
Total:	**-**	**-**	**-**	**-**	**-**	**-**	**56,000**	**56,000**

MIAMIBEACH

CITY OF MIAMI BEACH
FY 2023 - 2027 Capital Budget and 5-Year Capital Improvement Plan

I. General

NESS LED LIGHTS RETROFIT

RENEWAL & REPLACEMENT

Project Number:	62827
Department:	PROPERTY MANAGEMENT
Location:	NORTH BEACH
Description:	LED light retrofit at NESS
Projected date range:	10/01/2027 to 09/30/2028

II. Cost Summary

Cost Summary	Previous Years	FY 2022/23	FY 2023/24	FY 2024/25	FY 2025/26	FY 2026/27	Future	Total
FUTURE	-	-	-	-	-	-	28,000	28,000
Total:	**-**	**-**	**-**	**-**	**-**	**-**	**28,000**	**28,000**

III. Fund Summary

Fund Summary	Previous Years	FY 2022/23	FY 2023/24	FY 2024/25	FY 2025/26	FY 2026/27	Future	Total
FUTURE	-	-	-	-	-	-	28,000	28,000
Total:	**-**	**-**	**-**	**-**	**-**	**-**	**28,000**	**28,000**

MIAMIBEACH

CITY OF MIAMI BEACH
FY 2023 - 2027 Capital Budget and 5-Year Capital Improvement Plan

I. General

NESS REPLACE LOUVERS W IMP. WINDOW **RENEWAL & REPLACEMENT**

Project Number:	62727
Department:	PROPERTY MANAGEMENT
Location:	NORTH BEACH
Description:	Replace louvers with Impact Windows at NESS
Projected date range:	10/01/2027 to 09/30/2028

II. Cost Summary

Cost Summary	Previous Years	FY 2022/23	FY 2023/24	FY 2024/25	FY 2025/26	FY 2026/27	Future	Total
FUTURE	-	-	-	-	-	-	147,000	147,000
Total:	**-**	**-**	**-**	**-**	**-**	**-**	**147,000**	**147,000**

III. Fund Summary

Fund Summary	Previous Years	FY 2022/23	FY 2023/24	FY 2024/25	FY 2025/26	FY 2026/27	Future	Total
FUTURE	-	-	-	-	-	-	147,000	147,000
Total:	**-**	**-**	**-**	**-**	**-**	**-**	**147,000**	**147,000**

MIAMIBEACH

CITY OF MIAMI BEACH
FY 2023 - 2027 Capital Budget and 5-Year Capital Improvement Plan

I. General

NEW WORLD SYMPHONY ELEVATOR **RENEWAL & REPLACEMENT**

Project Number:	62428
Department:	PROPERTY MANAGEMENT
Location:	SOUTH BEACH
Description:	Exterior Paint and Stucco Repairs
Projected date range:	10/01/2027 to 09/30/2028

II. Cost Summary

Cost Summary	Previous Years	FY 2022/23	FY 2023/24	FY 2024/25	FY 2025/26	FY 2026/27	Future	Total
FUTURE	-	-	-	-	-	-	1,005,000	1,005,000
Total:	**-**	**-**	**-**	**-**	**-**	**-**	**1,005,000**	**1,005,000**

III. Fund Summary

Fund Summary	Previous Years	FY 2022/23	FY 2023/24	FY 2024/25	FY 2025/26	FY 2026/27	Future	Total
FUTURE	-	-	-	-	-	-	1,005,000	1,005,000
Total:	**-**	**-**	**-**	**-**	**-**	**-**	**1,005,000**	**1,005,000**

MIAMIBEACH

CITY OF MIAMI BEACH
FY 2023 - 2027 Capital Budget and 5-Year Capital Improvement Plan

I. General

NEW WORLD SYMPHONY EXTERIOR PAINT **RENEWAL & REPLACEMENT**

Project Number:	62528
Department:	PROPERTY MANAGEMENT
Location:	SOUTH BEACH
Description:	Replace Fire Alarm System
Projected date range:	10/01/2026 to 09/30/2027

II. Cost Summary

Cost Summary	Previous Years	FY 2022/23	FY 2023/24	FY 2024/25	FY 2025/26	FY 2026/27	Future	Total
FUTURE	-	-	-	-	-	-	335,000	335,000
Total:	**-**	**-**	**-**	**-**	**-**	**-**	**335,000**	**335,000**

III. Fund Summary

Fund Summary	Previous Years	FY 2022/23	FY 2023/24	FY 2024/25	FY 2025/26	FY 2026/27	Future	Total
FUTURE	-	-	-	-	-	-	335,000	335,000
Total:	**-**	**-**	**-**	**-**	**-**	**-**	**335,000**	**335,000**

MIAMIBEACH

CITY OF MIAMI BEACH
FY 2023 - 2027 Capital Budget and 5-Year Capital Improvement Plan

I. General

NEW WORLD SYMPHONY FIRE ALARM **RENEWAL & REPLACEMENT**

Project Number:	62628
Department:	PROPERTY MANAGEMENT
Location:	SOUTH BEACH
Description:	Holocaust Memorial Miami Beach Interior Repair and Replacement of Center Arm Structure
Projected date range:	10/01/2027 to 09/30/2028

II. Cost Summary

Cost Summary	Previous Years	FY 2022/23	FY 2023/24	FY 2024/25	FY 2025/26	FY 2026/27	Future	Total
FUTURE	-	-	-	-	-	-	341,700	341,700
Total:	**-**	**-**	**-**	**-**	**-**	**-**	**341,700**	**341,700**

III. Fund Summary

Fund Summary	Previous Years	FY 2022/23	FY 2023/24	FY 2024/25	FY 2025/26	FY 2026/27	Future	Total
FUTURE	-	-	-	-	-	-	341,700	341,700
Total:	**-**	**-**	**-**	**-**	**-**	**-**	**341,700**	**341,700**

MIAMIBEACH

CITY OF MIAMI BEACH
FY 2023 - 2027 Capital Budget and 5-Year Capital Improvement Plan

I. General

NIMBLE CCTV FAST STORAGE SERVER **RENEWAL & REPLACEMENT**

Project Number: 69127

Department: POLICE CHIEF OFFICE

Location: CITYWIDE

Description: The city CCTV network has experienced and will continue to experience exponential growth as many additional projects and city facilities add cameras to the centralized Video Management System (VMS). As these additional facilities and departments are brought onto the VMS platform, the need for simultaneous users monitoring live and recorded video has also increased. The computer storage devices needed to power the simultaneous recording of nealy 1000 cameras and many dozen concurrent playbacks have experienced increasing failures. Working with I.T., tests were conducted and it was determined that the volume of data feeding into and out of the storage systems was too significant for the current architecture to handle. I.T. has recommended we purchase an all-flash storage array (HP Nimble Storage) to handle the overwhelming demands on our traditional storage arrays. This solution is robust, scalable, expandable, and will work in conjunction with our long-term storage arrays to remove the data bottlenecks and crashes our explosive growth has created.

Projected date range: 10/01/2027 to 09/30/2028

II. Cost Summary

Cost Summary	Previous Years	FY 2022/23	FY 2023/24	FY 2024/25	FY 2025/26	FY 2026/27	Future	Total
FUTURE	-	-	-	-	-	-	397,000	397,000
Total:	**-**	**-**	**-**	**-**	**-**	**-**	**397,000**	**397,000**

III. Fund Summary

Fund Summary	Previous Years	FY 2022/23	FY 2023/24	FY 2024/25	FY 2025/26	FY 2026/27	Future	Total
FUTURE	-	-	-	-	-	-	397,000	397,000
Total:	**-**	**-**	**-**	**-**	**-**	**-**	**397,000**	**397,000**

MIAMIBEACH

CITY OF MIAMI BEACH
FY 2023 - 2027 Capital Budget and 5-Year Capital Improvement Plan

I. General

NORM. ISLE POOL LOCKER ROOM & PUMPS **RENEWAL & REPLACEMENT**

Project Number:	61221
Department:	PROPERTY MANAGEMENT
Location:	NORTH BEACH
Description:	Normandy Isle park and pool locker room and showers renovations and Pump room repairs
Projected date range:	10/01/2022 to 12/31/2025

II. Cost Summary

Cost Summary	Previous Years	FY 2022/23	FY 2023/24	FY 2024/25	FY 2025/26	FY 2026/27	Future	Total
CONTRACTED SERVICES REPAIR	-	-	-	255,000	-	-	-	255,000
Total:	**-**	**-**	**-**	**255,000**	**-**	**-**	**-**	**255,000**

III. Fund Summary

Fund Summary	Previous Years	FY 2022/23	FY 2023/24	FY 2024/25	FY 2025/26	FY 2026/27	Future	Total
125 CAPITAL RENEWAL & REPLACEMENT	-	-	-	255,000	-	-	-	255,000
Total:	**-**	**-**	**-**	**255,000**	**-**	**-**	**-**	**255,000**

MIAMIBEACH

CITY OF MIAMI BEACH
FY 2023 - 2027 Capital Budget and 5-Year Capital Improvement Plan

I. General

NORMANDY ISLE PARK & POOL **RENEWAL & REPLACEMENT**

Project Number:	67040
Department:	PARKS AND RECREATION
Location:	NORTH BEACH
Description:	Resurface pool decking, patch/paint & waterproof existing structures. Roof repairs all four structures
Projected date range:	10/01/2015 to 05/31/2023

II. Cost Summary

Cost Summary	Previous Years	FY 2022/23	FY 2023/24	FY 2024/25	FY 2025/26	FY 2026/27	Future	Total
CONTRACTED SERVICES REPAIR	200,000	-	-	-	-	-	-	200,000
Total:	**200,000**	**-**	**-**	**-**	**-**	**-**	**-**	**200,000**

III. Fund Summary

Fund Summary	Previous Years	FY 2022/23	FY 2023/24	FY 2024/25	FY 2025/26	FY 2026/27	Future	Total
125 CAPITAL RENEWAL & REPLACEMENT	200,000	-	-	-	-	-	-	200,000
Total:	**200,000**	**-**	**-**	**-**	**-**	**-**	**-**	**200,000**

MIAMIBEACH

CITY OF MIAMI BEACH
FY 2023 - 2027 Capital Budget and 5-Year Capital Improvement Plan

I. General

NORMANDY ISLE PARK POOL FACILITY **RENEWAL & REPLACEMENT**

Project Number:	67327
Department:	PROPERTY MANAGEMENT
Location:	NORTH BEACH
Description:	Full renovation of Normandy Isle Park Pool Facility (including fixtures, finishes and door assemblies)
Projected date range:	10/01/2027 to 09/30/2028

II. Cost Summary

Cost Summary	Previous Years	FY 2022/23	FY 2023/24	FY 2024/25	FY 2025/26	FY 2026/27	Future	Total
FUTURE	-	-	-	-	-	-	93,000	93,000
Total:	**-**	**-**	**-**	**-**	**-**	**-**	**93,000**	**93,000**

III. Fund Summary

Fund Summary	Previous Years	FY 2022/23	FY 2023/24	FY 2024/25	FY 2025/26	FY 2026/27	Future	Total
FUTURE	-	-	-	-	-	-	93,000	93,000
Total:	**-**	**-**	**-**	**-**	**-**	**-**	**93,000**	**93,000**

MIAMIBEACH

CITY OF MIAMI BEACH
FY 2023 - 2027 Capital Budget and 5-Year Capital Improvement Plan

I. General

NORMANDY ISLE PARK POOL RENOVATIONS **RENEWAL & REPLACEMENT**

Project Number: 63318

Department: PARKS AND RECREATION

Location: NORTH BEACH

Description: This project entails repairing the water leak at the main and kiddie pool and also the replacement of the pool playground and surfacing due to excessive corrosion and age and complaints from residents due to the poor condition. New pool furnishings will also be purchased. The project also entails resurfacing of the pool deck, patch/paint and waterproofing existing structures and roof repairs.

Projected date range: 10/01/2017 to 05/31/2023

II. Cost Summary

Cost Summary	Previous Years	FY 2022/23	FY 2023/24	FY 2024/25	FY 2025/26	FY 2026/27	Future	Total
ARCHITECT AND ENGINEERING	2,330	-	-	-	-	-	-	2,330
CONSTRUCTION	372,670	-	-	-	-	-	-	372,670
CONTRACTED SERVICES REPAIR	47,000	-	-	-	-	-	-	47,000
Total:	**422,000**	**-**	**-**	**-**	**-**	**-**	**-**	**422,000**

III. Fund Summary

Fund Summary	Previous Years	FY 2022/23	FY 2023/24	FY 2024/25	FY 2025/26	FY 2026/27	Future	Total
301 CAP. PROJ. NOT FINANCED BY BON	47,000	-	-	-	-	-	-	47,000
307 NB QUAL OF LIFE RESORT TAX 1%	375,000	-	-	-	-	-	-	375,000
Total:	**422,000**	**-**	**-**	**-**	**-**	**-**	**-**	**422,000**

MIAMIBEACH

CITY OF MIAMI BEACH
FY 2023 - 2027 Capital Budget and 5-Year Capital Improvement Plan

I. General

NORMANDY POOL LIGHTING IMPROVEMENT **RENEWAL & REPLACEMENT**

Project Number:	63423
Department:	PROPERTY MANAGEMENT
Location:	NORTH BEACH
Description:	This Project will consist of replacing the lighting fixtures at Normandy Pool with LED lights.
Projected date range:	10/01/2022 to 09/30/2025

II. Cost Summary

Cost Summary	Previous Years	FY 2022/23	FY 2023/24	FY 2024/25	FY 2025/26	FY 2026/27	Future	Total
CONTRACTED SERVICES REPAIR	-	-	-	41,000	-	-	-	41,000
Total:	**-**	**-**	**-**	**41,000**	**-**	**-**	**-**	**41,000**

III. Fund Summary

Fund Summary	Previous Years	FY 2022/23	FY 2023/24	FY 2024/25	FY 2025/26	FY 2026/27	Future	Total
125 CAPITAL RENEWAL & REPLACEMENT	-	-	-	41,000	-	-	-	41,000
Total:	**-**	**-**	**-**	**41,000**	**-**	**-**	**-**	**41,000**

MIAMIBEACH

CITY OF MIAMI BEACH
FY 2023 - 2027 Capital Budget and 5-Year Capital Improvement Plan

I. General

NORMANDY SHORES DISTRICT REAR GATE **RENEWAL & REPLACEMENT**

Project Number: 60128

Department: PROPERTY MANAGEMENT

Location: NORTH BEACH

Description: Normandy Shores District Gates/Security and Landscape Imrovements. At the May 27, 2022 meeting, the Finance and Economic Resiliency Committee voted by acclamation to fund improvements to the NSD back gates, including landscaping and speed bumps (per 6/6/22 email from E. Miro).

Projected date range: 10/01/2027 to 09/30/2028

II. Cost Summary

Cost Summary	Previous Years	FY 2022/23	FY 2023/24	FY 2024/25	FY 2025/26	FY 2026/27	Future	Total
FUTURE	-	-	-	-	-	-	112,000	112,000
Total:	**-**	**-**	**-**	**-**	**-**	**-**	**112,000**	**112,000**

III. Fund Summary

Fund Summary	Previous Years	FY 2022/23	FY 2023/24	FY 2024/25	FY 2025/26	FY 2026/27	Future	Total
FUTURE	-	-	-	-	-	-	112,000	112,000
Total:	**-**	**-**	**-**	**-**	**-**	**-**	**112,000**	**112,000**

MIAMIBEACH

CITY OF MIAMI BEACH
FY 2023 - 2027 Capital Budget and 5-Year Capital Improvement Plan

I. General

NORTH BEACH OCEANSIDE PARK CCTV **RENEWAL & REPLACEMENT**

Project Number: 69427

Department: POLICE CHIEF OFFICE

Location: NORTH BEACH

Description: This project is intended to supplement the North Beach Oceanside Park Project currently undertaken by the Office of Capital Improvement Projects (CIP). CIP included the CCTV infrastructure (boring, conduit, handholes, electrical, and upright poles) as they built this park. The scope of this project is to purchase, configure, build, install, maintain, and connect the actual CCTV cameras, networking equipment, cabling, licenses and software for connection to the citywide Video Management System(VMS) and city network.

Projected date range: 10/01/2027 to 09/30/2028

II. Cost Summary

Cost Summary	Previous Years	FY 2022/23	FY 2023/24	FY 2024/25	FY 2025/26	FY 2026/27	Future	Total
FUTURE	-	-	-	-	-	-	340,000	340,000
Total:	**-**	**-**	**-**	**-**	**-**	**-**	**340,000**	**340,000**

III. Fund Summary

Fund Summary	Previous Years	FY 2022/23	FY 2023/24	FY 2024/25	FY 2025/26	FY 2026/27	Future	Total
FUTURE	-	-	-	-	-	-	340,000	340,000
Total:	**-**	**-**	**-**	**-**	**-**	**-**	**340,000**	**340,000**

MIAMIBEACH

CITY OF MIAMI BEACH
FY 2023 - 2027 Capital Budget and 5-Year Capital Improvement Plan

I. General

NORTH BEACH OCEANSIDE PARK DOG PARK **RENEWAL & REPLACEMENT**

Project Number: 61124

Department: PARKS AND RECREATION

Location: NORTH BEACH

Description: This project is for the creation of a water feature within the dog park area in North Beach Oceanside Park. The PSNQLC made a recommendation during their March 29, 2022 meeting to place it as a capital budget request in the City's 5-year plan.

Projected date range: 10/01/2023 to 09/30/2025

II. Cost Summary

Cost Summary	Previous Years	FY 2022/23	FY 2023/24	FY 2024/25	FY 2025/26	FY 2026/27	Future	Total
CONSTRUCTION	-	-	-	95,500	-	-	-	95,500
Total:	**-**	**-**	**-**	**95,500**	**-**	**-**	**-**	**95,500**

III. Fund Summary

Fund Summary	Previous Years	FY 2022/23	FY 2023/24	FY 2024/25	FY 2025/26	FY 2026/27	Future	Total
307 NB QUAL OF LIFE RESORT TAX 1%	-	-	-	95,500	-	-	-	95,500
Total:	**-**	**-**	**-**	**95,500**	**-**	**-**	**-**	**95,500**

MIAMIBEACH

CITY OF MIAMI BEACH
FY 2023 - 2027 Capital Budget and 5-Year Capital Improvement Plan

I. General

NORTH SHORE BANDSHELL SIGNAGE REPL. **RENEWAL & REPLACEMENT**

Project Number:	63522
Department:	PROPERTY MANAGEMENT
Location:	NORTH BEACH
Description:	Current signage is in disarray and outdated. Lights are inconsistent, beyond useful life and structural work needs to be done
Projected date range:	10/01/2021 to 12/31/2023

II. Cost Summary

Cost Summary	Previous Years	FY 2022/23	FY 2023/24	FY 2024/25	FY 2025/26	FY 2026/27	Future	Total
CONTRACTED SERVICES REPAIR	-	-	97,000	-	-	-	-	97,000
Total:	**-**	**-**	**97,000**	**-**	**-**	**-**	**-**	**97,000**

III. Fund Summary

Fund Summary	Previous Years	FY 2022/23	FY 2023/24	FY 2024/25	FY 2025/26	FY 2026/27	Future	Total
307 NB QUAL OF LIFE RESORT TAX 1%	-	-	97,000	-	-	-	-	97,000
Total:	**-**	**-**	**97,000**	**-**	**-**	**-**	**-**	**97,000**

MIAMIBEACH

CITY OF MIAMI BEACH
FY 2023 - 2027 Capital Budget and 5-Year Capital Improvement Plan

I. General

NORTH SHORE COMMUNITY CENT. WINDOW **RENEWAL & REPLACEMENT**

Project Number: 65423
Department: PROPERTY MANAGEMENT
Location: NORTH BEACH
Description: North Shore Community Center Grant Matching Account 25%.

Projected date range: 10/01/2022 to 09/30/2023

II. Cost Summary

Cost Summary	Previous Years	FY 2022/23	FY 2023/24	FY 2024/25	FY 2025/26	FY 2026/27	Future	Total
RENOVATION	-	140,000	-	-	-	-	-	140,000
Total:	**-**	**140,000**	**-**	**-**	**-**	**-**	**-**	**140,000**

III. Fund Summary

Fund Summary	Previous Years	FY 2022/23	FY 2023/24	FY 2024/25	FY 2025/26	FY 2026/27	Future	Total
125 CAPITAL RENEWAL & REPLACEMENT	-	140,000	-	-	-	-	-	140,000
Total:	**-**	**140,000**	**-**	**-**	**-**	**-**	**-**	**140,000**

MIAMIBEACH

CITY OF MIAMI BEACH
FY 2023 - 2027 Capital Budget and 5-Year Capital Improvement Plan

I. General

NORTH SHORE COMMUNITY CENTER - HVAC **RENEWAL & REPLACEMENT**

Project Number:	60427
Department:	PROPERTY MANAGEMENT
Location:	NORTH BEACH
Description:	New controllers for 6 A/C units
Projected date range:	10/01/2026 to 09/30/2027

II. Cost Summary

Cost Summary	Previous Years	FY 2022/23	FY 2023/24	FY 2024/25	FY 2025/26	FY 2026/27	Future	Total
CONSTRUCTION	-	-	-	-	-	35,000	-	35,000
Total:	**-**	**-**	**-**	**-**	**-**	**35,000**	**-**	**35,000**

III. Fund Summary

Fund Summary	Previous Years	FY 2022/23	FY 2023/24	FY 2024/25	FY 2025/26	FY 2026/27	Future	Total
125 CAPITAL RENEWAL & REPLACEMENT	-	-	-	-	-	35,000	-	35,000
Total:	**-**	**-**	**-**	**-**	**-**	**35,000**	**-**	**35,000**

MIAMIBEACH

CITY OF MIAMI BEACH
FY 2023 - 2027 Capital Budget and 5-Year Capital Improvement Plan

I. General

NORTH SHORE PARK INTERCOM SYSTEM **RENEWAL & REPLACEMENT**

Project Number: 68827
Department: PARKS AND RECREATION
Location: NORTH BEACH
Description: This project is for the purchase and installation of a new intercom system at North Shore Park Youth Center. The current system is not working.

Projected date range: 10/01/2027 to 09/30/2028

II. Cost Summary

Cost Summary	Previous Years	FY 2022/23	FY 2023/24	FY 2024/25	FY 2025/26	FY 2026/27	Future	Total
FUTURE	-	-	-	-	-	-	25,000	25,000
Total:	**-**	**-**	**-**	**-**	**-**	**-**	**25,000**	**25,000**

III. Fund Summary

Fund Summary	Previous Years	FY 2022/23	FY 2023/24	FY 2024/25	FY 2025/26	FY 2026/27	Future	Total
FUTURE	-	-	-	-	-	-	25,000	25,000
Total:	**-**	**-**	**-**	**-**	**-**	**-**	**25,000**	**25,000**

MIAMIBEACH

CITY OF MIAMI BEACH
FY 2023 - 2027 Capital Budget and 5-Year Capital Improvement Plan

I. General

NORTH SHORE PARK YOUTH CENTER A/C **RENEWAL & REPLACEMENT**

Project Number:	60718
Department:	PROPERTY MANAGEMENT
Location:	NORTH BEACH
Description:	North Shore Park Youth Center Replacement of A/C Units
Projected date range:	10/01/2017 to 12/31/2022

II. Cost Summary

Cost Summary	Previous Years	FY 2022/23	FY 2023/24	FY 2024/25	FY 2025/26	FY 2026/27	Future	Total
INTERNAL CHARGEBACK	2,031	-	-	-	-	-	-	2,031
OTHER CONTRACTUAL SERVICES	70,881	-	-	-	-	-	-	70,881
PROFESSIONAL SERVICES	4,977	-	-	-	-	-	-	4,977
Total:	**77,889**	**-**	**-**	**-**	**-**	**-**	**-**	**77,889**

III. Fund Summary

Fund Summary	Previous Years	FY 2022/23	FY 2023/24	FY 2024/25	FY 2025/26	FY 2026/27	Future	Total
125 CAPITAL RENEWAL & REPLACEMENT	77,889	-	-	-	-	-	-	77,889
Total:	**77,889**	**-**	**-**	**-**	**-**	**-**	**-**	**77,889**

MIAMIBEACH

CITY OF MIAMI BEACH
FY 2023 - 2027 Capital Budget and 5-Year Capital Improvement Plan

I. General

NS YOUTH CNTR ROOFTOP A/C RENEWAL **RENEWAL & REPLACEMENT**

Project Number:	63420
Department:	PROPERTY MANAGEMENT
Location:	NORTH BEACH
Description:	North Shore Youth Center-rooftop a/c renewal-Current units have reached the end of their useful life.
Projected date range:	10/01/2021 to 12/31/2022

II. Cost Summary

Cost Summary	Previous Years	FY 2022/23	FY 2023/24	FY 2024/25	FY 2025/26	FY 2026/27	Future	Total
CONTRACTED SERVICES REPAIR	138,266	-	-	-	-	-	-	138,266
Total:	**138,266**	**-**	**-**	**-**	**-**	**-**	**-**	**138,266**

III. Fund Summary

Fund Summary	Previous Years	FY 2022/23	FY 2023/24	FY 2024/25	FY 2025/26	FY 2026/27	Future	Total
125 CAPITAL RENEWAL & REPLACEMENT	138,266	-	-	-	-	-	-	138,266
Total:	**138,266**	**-**	**-**	**-**	**-**	**-**	**-**	**138,266**

MIAMIBEACH

CITY OF MIAMI BEACH
FY 2023 - 2027 Capital Budget and 5-Year Capital Improvement Plan

I. General

OCEAN RESCUE FIRE ALARM RENEWAL **RENEWAL & REPLACEMENT**

Project Number:	64921
Department:	PROPERTY MANAGEMENT
Location:	SOUTH BEACH
Description:	Ocean Rescue Fire Alarm Replacement
Projected date range:	10/01/2020 to 12/31/2022

II. Cost Summary

Cost Summary	Previous Years	FY 2022/23	FY 2023/24	FY 2024/25	FY 2025/26	FY 2026/27	Future	Total
CONTRACTED SERVICES REPAIR	30,300	-	-	-	-	-	-	30,300
Total:	**30,300**	**-**	**-**	**-**	**-**	**-**	**-**	**30,300**

III. Fund Summary

Fund Summary	Previous Years	FY 2022/23	FY 2023/24	FY 2024/25	FY 2025/26	FY 2026/27	Future	Total
302 PAY-AS-YOU-GO	30,300	-	-	-	-	-	-	30,300
Total:	**30,300**	**-**	**-**	**-**	**-**	**-**	**-**	**30,300**

MIAMIBEACH

CITY OF MIAMI BEACH
FY 2023 - 2027 Capital Budget and 5-Year Capital Improvement Plan

I. General

OCEAN RESCUE PARKING LOT IMPROV. **RENEWAL & REPLACEMENT**

Project Number:	60727
Department:	PROPERTY MANAGEMENT
Location:	NORTH BEACH
Description:	Parking improvements at Ocean Rescue 7940 Collins
Projected date range:	10/01/2026 to 09/30/2027

II. Cost Summary

Cost Summary	Previous Years	FY 2022/23	FY 2023/24	FY 2024/25	FY 2025/26	FY 2026/27	Future	Total
CONSTRUCTION	-	-	-	-	-	147,000	-	147,000
Total:	**-**	**-**	**-**	**-**	**-**	**147,000**	**-**	**147,000**

III. Fund Summary

Fund Summary	Previous Years	FY 2022/23	FY 2023/24	FY 2024/25	FY 2025/26	FY 2026/27	Future	Total
125 CAPITAL RENEWAL & REPLACEMENT	-	-	-	-	-	147,000	-	147,000
Total:	**-**	**-**	**-**	**-**	**-**	**147,000**	**-**	**147,000**

MIAMIBEACH

CITY OF MIAMI BEACH
FY 2023 - 2027 Capital Budget and 5-Year Capital Improvement Plan

I. General

PARK VIEW WATER QUALITY IMPROVEMENT **RENEWAL & REPLACEMENT**

Project Number: 60428

Department: ENVIRONMENT SUSTAINABILITY

Location: NORTH BEACH

Description: The Park View Island waterway shows signs of elevated background fecal bacteria indicators, a significant public health concern. Based on cost projections for the Collins Canal water restoration project, a $1.5-2 million estimate appears appropriate if suction dredging is considered for the waterbody to remove contaminated sediment and improve water flow. The Department will need to contract out benthic sediment analysis which would be approximately $200,000 and a bathymetric survey with geotechnical borings at about $200,000 as well.

Projected date range: 10/01/2027 to 09/30/2028

II. Cost Summary

Cost Summary	Previous Years	FY 2022/23	FY 2023/24	FY 2024/25	FY 2025/26	FY 2026/27	Future	Total
FUTURE	-	-	-	-	-	-	6,000,000	6,000,000
Total:	**-**	**-**	**-**	**-**	**-**	**-**	**6,000,000**	**6,000,000**

III. Fund Summary

Fund Summary	Previous Years	FY 2022/23	FY 2023/24	FY 2024/25	FY 2025/26	FY 2026/27	Future	Total
FUTURE	-	-	-	-	-	-	6,000,000	6,000,000
Total:	**-**	**-**	**-**	**-**	**-**	**-**	**6,000,000**	**6,000,000**

MIAMIBEACH

CITY OF MIAMI BEACH
FY 2023 - 2027 Capital Budget and 5-Year Capital Improvement Plan

I. General

PARKS MAINT. FACILITY RENOVATIONS **RENEWAL & REPLACEMENT**

Project Number: 60322
Department: PARKS AND RECREATION
Location: SOUTH BEACH
Description: Renovations to the Park maintenance facility.

Projected date range: 10/01/2023 to 09/30/2025

II. Cost Summary

Cost Summary	Previous Years	FY 2022/23	FY 2023/24	FY 2024/25	FY 2025/26	FY 2026/27	Future	Total
FUTURE	-	-	-	-	-	-	335,000	335,000
Total:	**-**	**-**	**-**	**-**	**-**	**-**	**335,000**	**335,000**

III. Fund Summary

Fund Summary	Previous Years	FY 2022/23	FY 2023/24	FY 2024/25	FY 2025/26	FY 2026/27	Future	Total
FUTURE	-	-	-	-	-	-	335,000	335,000
Total:	**-**	**-**	**-**	**-**	**-**	**-**	**335,000**	**335,000**

MIAMIBEACH

CITY OF MIAMI BEACH
FY 2023 - 2027 Capital Budget and 5-Year Capital Improvement Plan

I. General

PASSIVE PARK ON 63RD AND PINETREE **RENEWAL & REPLACEMENT**

Project Number:	20326
Department:	PARKS AND RECREATION
Location:	NORTH BEACH
Description:	This project is for the creation of a passive park on 63rd and Pinetree Drive. This is being requested at the direction of the Commission. Project will be split funded.
Projected date range:	10/01/2025 to 09/30/2027

II. Cost Summary

Cost Summary	Previous Years	FY 2022/23	FY 2023/24	FY 2024/25	FY 2025/26	FY 2026/27	Future	Total
CONSTRUCTION	-	-	-	-	-	828,000	-	828,000
Total:	**-**	**-**	**-**	**-**	**-**	**828,000**	**-**	**828,000**

III. Fund Summary

Fund Summary	Previous Years	FY 2022/23	FY 2023/24	FY 2024/25	FY 2025/26	FY 2026/27	Future	Total
305 SB QUALITY OF LIFE REST.TAX 1%	-	-	-	-	-	828,000	-	828,000
Total:	**-**	**-**	**-**	**-**	**-**	**828,000**	**-**	**828,000**

MIAMIBEACH

CITY OF MIAMI BEACH
FY 2023 - 2027 Capital Budget and 5-Year Capital Improvement Plan

I. General

PLANT MATERIAL REPLACEMENT/ADDITION **RENEWAL & REPLACEMENT**

Project Number:	63824
Department:	TOURISM & CULTURAL DEPARTMENT
Location:	SOUTH BEACH
Description:	Washington Ave/ Convention Center Drive. The replacement and addition of plant material. The replacement and addition of plant material to bring MBCC up to the city of Miami Beach standard and to fill in missing or dead plant material.
Projected date range:	10/01/2023 to 09/30/2024

II. Cost Summary

Cost Summary	Previous Years	FY 2022/23	FY 2023/24	FY 2024/25	FY 2025/26	FY 2026/27	Future	Total
RENOVATION	-	-	150,000	-	-	-	-	150,000
Total:	**-**	**-**	**150,000**	**-**	**-**	**-**	**-**	**150,000**

III. Fund Summary

Fund Summary	Previous Years	FY 2022/23	FY 2023/24	FY 2024/25	FY 2025/26	FY 2026/27	Future	Total
443 CONV CTR RENEWAL AND REPLACE	-	-	150,000	-	-	-	-	150,000
Total:	**-**	**-**	**150,000**	**-**	**-**	**-**	**-**	**150,000**

MIAMIBEACH

CITY OF MIAMI BEACH
FY 2023 - 2027 Capital Budget and 5-Year Capital Improvement Plan

I. General

POLICE HQ & PARKING GAR. FIRE ALARM **RENEWAL & REPLACEMENT**

Project Number:	68720
Department:	PROPERTY MANAGEMENT
Location:	SOUTH BEACH
Description:	Police HQ & Parking Garage-Fire Alarm Replacement -- This project was adopted as part of the FY11 Capital Renewal and Replacement program.
Projected date range:	10/01/2015 to 12/31/2022

II. Cost Summary

Cost Summary	Previous Years	FY 2022/23	FY 2023/24	FY 2024/25	FY 2025/26	FY 2026/27	Future	Total
CONTRACTED SERVICES REPAIR	164,054	-	-	-	-	-	-	164,054
INTERNAL CHARGEBACK	2,608	-	-	-	-	-	-	2,608
OTHER CONTRACTUAL SERVICES	51,300	-	-	-	-	-	-	51,300
RENOVATION	28,071	-	-	-	-	-	-	28,071
Total:	**246,033**	**-**	**-**	**-**	**-**	**-**	**-**	**246,033**

III. Fund Summary

Fund Summary	Previous Years	FY 2022/23	FY 2023/24	FY 2024/25	FY 2025/26	FY 2026/27	Future	Total
125 CAPITAL RENEWAL & REPLACEMENT	246,033	-	-	-	-	-	-	246,033
Total:	**246,033**	**-**	**-**	**-**	**-**	**-**	**-**	**246,033**

MIAMIBEACH

CITY OF MIAMI BEACH
FY 2023 - 2027 Capital Budget and 5-Year Capital Improvement Plan

I. General

POLICE HQ ELEVATORS & OTHER PROJECT **RENEWAL & REPLACEMENT**

Project Number: 63350

Department: PROPERTY MANAGEMENT

Location: SOUTH BEACH

Description: Combines three capital renewal and replacement projects: Two Passenger Elevators Part 08; Community Room & Security Fire Alarm; and Police Garage Fire Alarms / Signs. The three projects were combined for Accounting purposes as they share the same work order (6335).These projects were adopted in the FY08 capital renewal and replacement program. This project has been expanded to include the Chiller refurbishment (Formerly Police Headquarters Elevators and Fire A in EDEN).

Projected date range: 10/01/2015 to 12/31/2022

II. Cost Summary

Cost Summary	Previous Years	FY 2022/23	FY 2023/24	FY 2024/25	FY 2025/26	FY 2026/27	Future	Total
CONSTRUCTION MANAGEMENT	4,990	-	-	-	-	-	-	4,990
CONTRACTED SERVICES REPAIR	116,614	-	-	-	-	-	-	116,614
OTHER SUPPLIES	262,656	-	-	-	-	-	-	262,656
Total:	**384,260**	**-**	**-**	**-**	**-**	**-**	**-**	**384,260**

III. Fund Summary

Fund Summary	Previous Years	FY 2022/23	FY 2023/24	FY 2024/25	FY 2025/26	FY 2026/27	Future	Total
125 CAPITAL RENEWAL & REPLACEMENT	384,260	-	-	-	-	-	-	384,260
Total:	**384,260**	**-**	**-**	**-**	**-**	**-**	**-**	**384,260**

MIAMIBEACH

CITY OF MIAMI BEACH
FY 2023 - 2027 Capital Budget and 5-Year Capital Improvement Plan

I. General

PORTABLE LED VMS BOARDS **RENEWAL & REPLACEMENT**

Project Number:	64124
Department:	TOURISM & CULTURAL DEPARTMENT
Location:	SOUTH BEACH
Description:	Portable LED VMS boards. These portable electronic traffic signs can be located in many areas outside the venues. These VMS boards are needed to give our visitors useful information about special events in and around the venues.
Projected date range:	10/01/2023 to 09/30/2024

II. Cost Summary

Cost Summary	Previous Years	FY 2022/23	FY 2023/24	FY 2024/25	FY 2025/26	FY 2026/27	Future	Total
RENOVATION	-	-	40,000	-	-	-	-	40,000
Total:	**-**	**-**	**40,000**	**-**	**-**	**-**	**-**	**40,000**

III. Fund Summary

Fund Summary	Previous Years	FY 2022/23	FY 2023/24	FY 2024/25	FY 2025/26	FY 2026/27	Future	Total
443 CONV CTR RENEWAL AND REPLACE	-	-	40,000	-	-	-	-	40,000
Total:	**-**	**-**	**40,000**	**-**	**-**	**-**	**-**	**40,000**

MIAMIBEACH

CITY OF MIAMI BEACH
FY 2023 - 2027 Capital Budget and 5-Year Capital Improvement Plan

I. General

POWER OUTPUT INCREASE TO 400 AMP DI **RENEWAL & REPLACEMENT**

Project Number: 62025

Department: TOURISM & CULTURAL DEPARTMENT

Location: SOUTH BEACH

Description: Increase the power out put to all 400 amp disconnects to be able to pull 400 amps from each disconnect on the catwalksThis is a huge issue to provide 400 amps of power out of each disconnect instead of about 120amps currently for our events. This will cost our clients additional expense and could prevent large conventions from coming to MBCC due to the lack of power.

Projected date range: 10/01/2024 to 09/30/2025

II. Cost Summary

Cost Summary	Previous Years	FY 2022/23	FY 2023/24	FY 2024/25	FY 2025/26	FY 2026/27	Future	Total
RENOVATION	-	-	-	1,600,000	-	-	-	1,600,000
Total:	**-**	**-**	**-**	**1,600,000**	**-**	**-**	**-**	**1,600,000**

III. Fund Summary

Fund Summary	Previous Years	FY 2022/23	FY 2023/24	FY 2024/25	FY 2025/26	FY 2026/27	Future	Total
443 CONV CTR RENEWAL AND REPLACE	-	-	-	1,600,000	-	-	-	1,600,000
Total:	**-**	**-**	**-**	**1,600,000**	**-**	**-**	**-**	**1,600,000**

MIAMIBEACH

CITY OF MIAMI BEACH
FY 2023 - 2027 Capital Budget and 5-Year Capital Improvement Plan

I. General

PRIDE PARK CCTV (NO INFRASTRUCTURE) **RENEWAL & REPLACEMENT**

Project Number: 69627

Department: POLICE CHIEF OFFICE

Location: SOUTH BEACH

Description: This project is intended to enhance public safety in Pride Park. The scope of this project is to purchase, configure, build, install, maintain, and connect the actual CCTV cameras, networking equipment, cabling, licenses and software for connection to the citywide Video Management System(VMS) and city network. The majority of the CCTV infrastructure was included in the original project when the park was built.

Projected date range: 10/01/2027 to 09/30/2028

II. Cost Summary

Cost Summary	Previous Years	FY 2022/23	FY 2023/24	FY 2024/25	FY 2025/26	FY 2026/27	Future	Total
FUTURE	-	-	-	-	-	-	125,000	125,000
Total:	**-**	**-**	**-**	**-**	**-**	**-**	**125,000**	**125,000**

III. Fund Summary

Fund Summary	Previous Years	FY 2022/23	FY 2023/24	FY 2024/25	FY 2025/26	FY 2026/27	Future	Total
FUTURE	-	-	-	-	-	-	125,000	125,000
Total:	**-**	**-**	**-**	**-**	**-**	**-**	**125,000**	**125,000**

MIAMIBEACH

CITY OF MIAMI BEACH
FY 2023 - 2027 Capital Budget and 5-Year Capital Improvement Plan

I. General

PUBLIC WORKS FACILITY EXTERIOR **RENEWAL & REPLACEMENT**

Project Number:	64220
Department:	PROPERTY MANAGEMENT
Location:	MIDDLE BEACH
Description:	Restore/waterproof / paint exterior walls, windows, openings and joints; Decorative / protective walkway coating to front walk.
Projected date range:	10/01/2015 to 12/31/2022

II. Cost Summary

Cost Summary	Previous Years	FY 2022/23	FY 2023/24	FY 2024/25	FY 2025/26	FY 2026/27	Future	Total
CONTRACTED SERVICES REPAIR	84,914	-	-	-	-	-	-	84,914
Total:	**84,914**	**-**	**-**	**-**	**-**	**-**	**-**	**84,914**

III. Fund Summary

Fund Summary	Previous Years	FY 2022/23	FY 2023/24	FY 2024/25	FY 2025/26	FY 2026/27	Future	Total
425 WATER AND SEWER ENTERPRISE FUN	84,914	-	-	-	-	-	-	84,914
Total:	**84,914**	**-**	**-**	**-**	**-**	**-**	**-**	**84,914**

MIAMIBEACH

CITY OF MIAMI BEACH
FY 2023 - 2027 Capital Budget and 5-Year Capital Improvement Plan

I. General

PUBLIC WORKS YARD EQUIPMENT **RENEWAL & REPLACEMENT**

Project Number: 64728
Department: PROPERTY MANAGEMENT
Location: MIDDLE BEACH
Description: Distribution Equipment, Panelboards and Feeders Renewal at Public Works Yard

Projected date range: 10/01/2022 to 09/30/2024

II. Cost Summary

Cost Summary	Previous Years	FY 2022/23	FY 2023/24	FY 2024/25	FY 2025/26	FY 2026/27	Future	Total
FUTURE	-	-	-	-	-	-	305,000	305,000
Total:	**-**	**-**	**-**	**-**	**-**	**-**	**305,000**	**305,000**

III. Fund Summary

Fund Summary	Previous Years	FY 2022/23	FY 2023/24	FY 2024/25	FY 2025/26	FY 2026/27	Future	Total
FUTURE	-	-	-	-	-	-	305,000	305,000
Total:	**-**	**-**	**-**	**-**	**-**	**-**	**305,000**	**305,000**

MIAMIBEACH

CITY OF MIAMI BEACH
FY 2023 - 2027 Capital Budget and 5-Year Capital Improvement Plan

I. General

PUBLIC WORKS YARD EXTERIOR LIGHTS **RENEWAL & REPLACEMENT**

Project Number:	67623
Department:	PROPERTY MANAGEMENT
Location:	MIDDLE BEACH
Description:	Exterior lights renewal at Public Works Yard
Projected date range:	10/01/2022 to 09/30/2023

II. Cost Summary

Cost Summary	Previous Years	FY 2022/23	FY 2023/24	FY 2024/25	FY 2025/26	FY 2026/27	Future	Total
RENOVATION	-	112,000	-	-	-	-	-	112,000
Total:	**-**	**112,000**	**-**	**-**	**-**	**-**	**-**	**112,000**

III. Fund Summary

Fund Summary	Previous Years	FY 2022/23	FY 2023/24	FY 2024/25	FY 2025/26	FY 2026/27	Future	Total
418 W&S CAP PROJ FNDED BY OPER FDS	-	112,000	-	-	-	-	-	112,000
Total:	**-**	**112,000**	**-**	**-**	**-**	**-**	**-**	**112,000**

MIAMIBEACH

CITY OF MIAMI BEACH
FY 2023 - 2027 Capital Budget and 5-Year Capital Improvement Plan

I. General

PUBLIC WORKS YARD RESTROOM EXHAUST **RENEWAL & REPLACEMENT**

Project Number:	67723
Department:	PROPERTY MANAGEMENT
Location:	MIDDLE BEACH
Description:	Restroom Exhaust System Renewal at Public Works Yard
Projected date range:	10/01/2022 to 09/30/2023

II. Cost Summary

Cost Summary	Previous Years	FY 2022/23	FY 2023/24	FY 2024/25	FY 2025/26	FY 2026/27	Future	Total
RENOVATION	-	26,000	-	-	-	-	-	26,000
Total:	**-**	**26,000**	**-**	**-**	**-**	**-**	**-**	**26,000**

III. Fund Summary

Fund Summary	Previous Years	FY 2022/23	FY 2023/24	FY 2024/25	FY 2025/26	FY 2026/27	Future	Total
418 W&S CAP PROJ FNDED BY OPER FDS	-	26,000	-	-	-	-	-	26,000
Total:	**-**	**26,000**	**-**	**-**	**-**	**-**	**-**	**26,000**

MIAMIBEACH

CITY OF MIAMI BEACH
FY 2023 - 2027 Capital Budget and 5-Year Capital Improvement Plan

I. General

PUBLIC WORKS YARD WAREHOUSE LED LIG **RENEWAL & REPLACEMENT**

Project Number:	67523
Department:	PROPERTY MANAGEMENT
Location:	MIDDLE BEACH
Description:	LED light retrofit at Public Works Yard Warehouse
Projected date range:	10/01/2022 to 09/30/2023

II. Cost Summary

Cost Summary	Previous Years	FY 2022/23	FY 2023/24	FY 2024/25	FY 2025/26	FY 2026/27	Future	Total
CONSTRUCTION	-	90,000	-	-	-	-	-	90,000
Total:	**-**	**90,000**	**-**	**-**	**-**	**-**	**-**	**90,000**

III. Fund Summary

Fund Summary	Previous Years	FY 2022/23	FY 2023/24	FY 2024/25	FY 2025/26	FY 2026/27	Future	Total
418 W&S CAP PROJ FNDED BY OPER FDS	-	90,000	-	-	-	-	-	90,000
Total:	**-**	**90,000**	**-**	**-**	**-**	**-**	**-**	**90,000**

MIAMIBEACH

CITY OF MIAMI BEACH
FY 2023 - 2027 Capital Budget and 5-Year Capital Improvement Plan

I. General

PUBLIC WORKS YARD WATER DISTRIBUTN. **RENEWAL & REPLACEMENT**

Project Number:	64828
Department:	PROPERTY MANAGEMENT
Location:	MIDDLE BEACH
Description:	Water Distribution renewal at Public Works Yard
Projected date range:	10/01/2022 to 09/30/2028

II. Cost Summary

Cost Summary	Previous Years	FY 2022/23	FY 2023/24	FY 2024/25	FY 2025/26	FY 2026/27	Future	Total
FUTURE	-	-	-	-	-	-	183,000	183,000
Total:	**-**	**-**	**-**	**-**	**-**	**-**	**183,000**	**183,000**

III. Fund Summary

Fund Summary	Previous Years	FY 2022/23	FY 2023/24	FY 2024/25	FY 2025/26	FY 2026/27	Future	Total
FUTURE	-	-	-	-	-	-	183,000	183,000
Total:	**-**	**-**	**-**	**-**	**-**	**-**	**183,000**	**183,000**

MIAMIBEACH

CITY OF MIAMI BEACH
FY 2023 - 2027 Capital Budget and 5-Year Capital Improvement Plan

I. General

PW WHS & SHOPS LED LIGHTS RETROFIT **RENEWAL & REPLACEMENT**

Project Number:	64923
Department:	PROPERTY MANAGEMENT
Location:	MIDDLE BEACH
Description:	The project is designed to retrofit with LED lights the warehouse and shops of the PW operation yard.
Projected date range:	10/01/2022 to 09/30/2023

II. Cost Summary

Cost Summary	Previous Years	FY 2022/23	FY 2023/24	FY 2024/25	FY 2025/26	FY 2026/27	Future	Total
CONTRACTED SERVICES REPAIR	-	74,000	-	-	-	-	-	74,000
Total:	**-**	**74,000**	**-**	**-**	**-**	**-**	**-**	**74,000**

III. Fund Summary

Fund Summary	Previous Years	FY 2022/23	FY 2023/24	FY 2024/25	FY 2025/26	FY 2026/27	Future	Total
418 W&S CAP PROJ FNDED BY OPER FDS	-	74,000	-	-	-	-	-	74,000
Total:	**-**	**74,000**	**-**	**-**	**-**	**-**	**-**	**74,000**

MIAMIBEACH

CITY OF MIAMI BEACH
FY 2023 - 2027 Capital Budget and 5-Year Capital Improvement Plan

I. General

RAIN WATER PIPE RELOCATIONS/ENCLOSU **RENEWAL & REPLACEMENT**

Project Number: 20227

Department: TOURISM & CULTURAL DEPARTMENT

Location: SOUTH BEACH

Description: Relocate or completely enclose all rain water pipes that transverse through electric rooms, demark room and the MTR rooms. This has the potential to be catastrophic if the rain water pipe should leak and would damage the electronic equipment that control all the building systems. This includes electric room that can fail if there is a leak.

Projected date range: 10/01/2026 to 09/30/2027

II. Cost Summary

Cost Summary	Previous Years	FY 2022/23	FY 2023/24	FY 2024/25	FY 2025/26	FY 2026/27	Future	Total
CONSTRUCTION	-	-	-	-	-	300,000	-	300,000
Total:	**-**	**-**	**-**	**-**	**-**	**300,000**	**-**	**300,000**

III. Fund Summary

Fund Summary	Previous Years	FY 2022/23	FY 2023/24	FY 2024/25	FY 2025/26	FY 2026/27	Future	Total
443 CONV CTR RENEWAL AND REPLACE	-	-	-	-	-	300,000	-	300,000
Total:	**-**	**-**	**-**	**-**	**-**	**300,000**	**-**	**300,000**

MIAMIBEACH

CITY OF MIAMI BEACH
FY 2023 - 2027 Capital Budget and 5-Year Capital Improvement Plan

I. General

REPLACE THE EAST SIDE BOILER AND HO **RENEWAL & REPLACEMENT**

Project Number:	62125
Department:	TOURISM & CULTURAL DEPARTMENT
Location:	SOUTH BEACH
Description:	Replace the East side boiler and holding tanks, to include all circulating pumps. This equipment is at its end of useful life and needs to be replaced. This supplies hot water for the East kitchen.
Projected date range:	10/01/2024 to 09/30/2025

II. Cost Summary

Cost Summary	Previous Years	FY 2022/23	FY 2023/24	FY 2024/25	FY 2025/26	FY 2026/27	Future	Total
RENOVATION	-	-	-	250,000	-	-	-	250,000
Total:	**-**	**-**	**-**	**250,000**	**-**	**-**	**-**	**250,000**

III. Fund Summary

Fund Summary	Previous Years	FY 2022/23	FY 2023/24	FY 2024/25	FY 2025/26	FY 2026/27	Future	Total
443 CONV CTR RENEWAL AND REPLACE	-	-	-	250,000	-	-	-	250,000
Total:	**-**	**-**	**-**	**250,000**	**-**	**-**	**-**	**250,000**

MIAMIBEACH

CITY OF MIAMI BEACH
FY 2023 - 2027 Capital Budget and 5-Year Capital Improvement Plan

I. General

RESTORATION OF MERMAID SCULPTURE **RENEWAL & REPLACEMENT**

Project Number:	61824
Department:	PROPERTY MANAGEMENT
Location:	SOUTH BEACH
Description:	Restoration of Roy Lichtenstein Mermaid sculpture at Fillmore Miami Beach
Projected date range:	10/01/2023 to 09/30/2026

II. Cost Summary

Cost Summary	Previous Years	FY 2022/23	FY 2023/24	FY 2024/25	FY 2025/26	FY 2026/27	Future	Total
RENOVATION	-	-	-	-	133,000	-	-	133,000
Total:	**-**	**-**	**-**	**-**	**133,000**	**-**	**-**	**133,000**

III. Fund Summary

Fund Summary	Previous Years	FY 2022/23	FY 2023/24	FY 2024/25	FY 2025/26	FY 2026/27	Future	Total
305 SB QUALITY OF LIFE REST.TAX 1%	-	-	-	-	133,000	-	-	133,000
Total:	**-**	**-**	**-**	**-**	**133,000**	**-**	**-**	**133,000**

MIAMIBEACH

CITY OF MIAMI BEACH
FY 2023 - 2027 Capital Budget and 5-Year Capital Improvement Plan

I. General

RHYTHM FOUNDATION AT NORTH MIAMI BE **RENEWAL & REPLACEMENT**

Project Number:	63228
Department:	PROPERTY MANAGEMENT
Location:	NORTH BEACH
Description:	Rhythm Foundation at North Beach Restroom Upgrades
Projected date range:	10/01/2027 to 09/30/2028

II. Cost Summary

Cost Summary	Previous Years	FY 2022/23	FY 2023/24	FY 2024/25	FY 2025/26	FY 2026/27	Future	Total
FUTURE	-	-	-	-	-	-	201,000	201,000
Total:	**-**	**-**	**-**	**-**	**-**	**-**	**201,000**	**201,000**

III. Fund Summary

Fund Summary	Previous Years	FY 2022/23	FY 2023/24	FY 2024/25	FY 2025/26	FY 2026/27	Future	Total
FUTURE	-	-	-	-	-	-	201,000	201,000
Total:	**-**	**-**	**-**	**-**	**-**	**-**	**201,000**	**201,000**

MIAMIBEACH

CITY OF MIAMI BEACH
FY 2023 - 2027 Capital Budget and 5-Year Capital Improvement Plan

I. General

ROOF TOP COOLING TOWER REPLACEMENT **RENEWAL & REPLACEMENT**

Project Number:	62026
Department:	TOURISM & CULTURAL DEPARTMENT
Location:	SOUTH BEACH
Description:	Replace the roof top cooling tower disconnects and piping with a stainless steel disconnects and pvc piping. The currently installed disconnects and piping will not hold up to the salt environment, to include the cooling tower chemical treatment splashing. This has the potential to cause a HVAC failure.
Projected date range:	10/01/2025 to 09/30/2026

II. Cost Summary

Cost Summary	Previous Years	FY 2022/23	FY 2023/24	FY 2024/25	FY 2025/26	FY 2026/27	Future	Total
RENOVATION	-	-	-	-	200,000	-	-	200,000
Total:	**-**	**-**	**-**	**-**	**200,000**	**-**	**-**	**200,000**

III. Fund Summary

Fund Summary	Previous Years	FY 2022/23	FY 2023/24	FY 2024/25	FY 2025/26	FY 2026/27	Future	Total
443 CONV CTR RENEWAL AND REPLACE	-	-	-	-	200,000	-	-	200,000
Total:	**-**	**-**	**-**	**-**	**200,000**	**-**	**-**	**200,000**

MIAMIBEACH

CITY OF MIAMI BEACH
FY 2023 - 2027 Capital Budget and 5-Year Capital Improvement Plan

I. General

SCOTT RAKOW YOUTH CENT. - STRUCTURE **RENEWAL & REPLACEMENT**

Project Number:	65323
Department:	PROPERTY MANAGEMENT
Location:	MIDDLE BEACH
Description:	Structural repairs at Scott Rakow Youth Center.
Projected date range:	10/01/2022 to 09/30/2023

II. Cost Summary

Cost Summary	Previous Years	FY 2022/23	FY 2023/24	FY 2024/25	FY 2025/26	FY 2026/27	Future	Total
CONTRACTED SERVICES REPAIR	-	312,000	-	-	-	-	-	312,000
Total:	**-**	**312,000**	**-**	**-**	**-**	**-**	**-**	**312,000**

III. Fund Summary

Fund Summary	Previous Years	FY 2022/23	FY 2023/24	FY 2024/25	FY 2025/26	FY 2026/27	Future	Total
125 CAPITAL RENEWAL & REPLACEMENT	-	312,000	-	-	-	-	-	312,000
Total:	**-**	**312,000**	**-**	**-**	**-**	**-**	**-**	**312,000**

MIAMIBEACH

CITY OF MIAMI BEACH
FY 2023 - 2027 Capital Budget and 5-Year Capital Improvement Plan

I. General

SCOTT RAKOW YOUTH CENTER GYM BLEACH **RENEWAL & REPLACEMENT**

Project Number: 68527
Department: PARKS AND RECREATION
Location: MIDDLE BEACH
Description: This project is for the replacement of bleachers and padding at the Scott Rakow Youth Center gym. The current bleachers are in poor condition.

Projected date range: 10/01/2027 to 09/30/2028

II. Cost Summary

Cost Summary	Previous Years	FY 2022/23	FY 2023/24	FY 2024/25	FY 2025/26	FY 2026/27	Future	Total
FUTURE	-	-	-	-	-	-	60,000	60,000
Total:	**-**	**-**	**-**	**-**	**-**	**-**	**60,000**	**60,000**

III. Fund Summary

Fund Summary	Previous Years	FY 2022/23	FY 2023/24	FY 2024/25	FY 2025/26	FY 2026/27	Future	Total
FUTURE	-	-	-	-	-	-	60,000	60,000
Total:	**-**	**-**	**-**	**-**	**-**	**-**	**60,000**	**60,000**

MIAMIBEACH

CITY OF MIAMI BEACH
FY 2023 - 2027 Capital Budget and 5-Year Capital Improvement Plan

I. General

SCOTT RAKOW YOUTH CENTER LIGHTING **RENEWAL & REPLACEMENT**

Project Number:	64622
Department:	PROPERTY MANAGEMENT
Location:	MIDDLE BEACH
Description:	The project is designed to replace the exiting lighting in the center for LED lighting.
Projected date range:	10/01/2022 to 09/30/2023

II. Cost Summary

Cost Summary	Previous Years	FY 2022/23	FY 2023/24	FY 2024/25	FY 2025/26	FY 2026/27	Future	Total
CAPITAL MISCELLANEOUS	(1,932)	-	-	-	-	-	-	(1,932)
CONSTRUCTION	102,432	-	-	-	-	-	-	102,432
PERMITTING FEES	2,000	-	-	-	-	-	-	2,000
Total:	**102,500**	**-**	**-**	**-**	**-**	**-**	**-**	**102,500**

III. Fund Summary

Fund Summary	Previous Years	FY 2022/23	FY 2023/24	FY 2024/25	FY 2025/26	FY 2026/27	Future	Total
125 CAPITAL RENEWAL & REPLACEMENT	102,500	-	-	-	-	-	-	102,500
Total:	**102,500**	**-**	**-**	**-**	**-**	**-**	**-**	**102,500**

MIAMIBEACH

CITY OF MIAMI BEACH
FY 2023 - 2027 Capital Budget and 5-Year Capital Improvement Plan

I. General

SCOTT RAKOW YOUTH CENTER-KITCHEN **RENEWAL & REPLACEMENT**

Project Number:	61121
Department:	PARKS ADMINISTRATION
Location:	MIDDLE BEACH
Description:	Kitchen improvement
Projected date range:	10/01/2022 to 09/20/2025

II. Cost Summary

Cost Summary	Previous Years	FY 2022/23	FY 2023/24	FY 2024/25	FY 2025/26	FY 2026/27	Future	Total
FUTURE	-	-	-	-	-	-	150,000	150,000
Total:	**-**	**-**	**-**	**-**	**-**	**-**	**150,000**	**150,000**

III. Fund Summary

Fund Summary	Previous Years	FY 2022/23	FY 2023/24	FY 2024/25	FY 2025/26	FY 2026/27	Future	Total
FUTURE	-	-	-	-	-	-	150,000	150,000
Total:	**-**	**-**	**-**	**-**	**-**	**-**	**150,000**	**150,000**

MIAMIBEACH

CITY OF MIAMI BEACH
FY 2023 - 2027 Capital Budget and 5-Year Capital Improvement Plan

I. General

SCOTT RAKOW YOUTH CNTR INTERCOM SYS **RENEWAL & REPLACEMENT**

Project Number: 68727
Department: PARKS AND RECREATION
Location: MIDDLE BEACH
Description: This project is for the purchase and installation of a new intercom system at Scott Rakow Youth Center. The current system is not working.

Projected date range: 10/01/2027 to 09/30/2028

II. Cost Summary

Cost Summary	Previous Years	FY 2022/23	FY 2023/24	FY 2024/25	FY 2025/26	FY 2026/27	Future	Total
FUTURE	-	-	-	-	-	-	25,000	25,000
Total:	**-**	**-**	**-**	**-**	**-**	**-**	**25,000**	**25,000**

III. Fund Summary

Fund Summary	Previous Years	FY 2022/23	FY 2023/24	FY 2024/25	FY 2025/26	FY 2026/27	Future	Total
FUTURE	-	-	-	-	-	-	25,000	25,000
Total:	**-**	**-**	**-**	**-**	**-**	**-**	**25,000**	**25,000**

MIAMIBEACH

CITY OF MIAMI BEACH
FY 2023 - 2027 Capital Budget and 5-Year Capital Improvement Plan

I. General

SECURITY CAMERA BCHWALK - 46-63 ST **RENEWAL & REPLACEMENT**

Project Number:	62423
Department:	POLICE CHIEF OFFICE
Location:	MIDDLE BEACH
Description:	Security Camera Beachwalk
Projected date range:	10/01/2022 to 09/30/2024

II. Cost Summary

Cost Summary	Previous Years	FY 2022/23	FY 2023/24	FY 2024/25	FY 2025/26	FY 2026/27	Future	Total
CONSTRUCTION	-	-	1,816,000	-	-	-	-	1,816,000
Total:	**-**	**-**	**1,816,000**	**-**	**-**	**-**	**-**	**1,816,000**

III. Fund Summary

Fund Summary	Previous Years	FY 2022/23	FY 2023/24	FY 2024/25	FY 2025/26	FY 2026/27	Future	Total
306 MB QUALITY OF LIFE RESO.TX 1%	-	-	1,816,000	-	-	-	-	1,816,000
Total:	**-**	**-**	**1,816,000**	**-**	**-**	**-**	**-**	**1,816,000**

MIAMIBEACH

CITY OF MIAMI BEACH
FY 2023 - 2027 Capital Budget and 5-Year Capital Improvement Plan

I. General

SECURITY CAMERA BCHWALK - 63-79 ST **RENEWAL & REPLACEMENT**

Project Number:	62623
Department:	POLICE CHIEF OFFICE
Location:	NORTH BEACH
Description:	Security Camera Beachwalk
Projected date range:	10/01/2022 to 09/30/2024

II. Cost Summary

Cost Summary	Previous Years	FY 2022/23	FY 2023/24	FY 2024/25	FY 2025/26	FY 2026/27	Future	Total
CONSTRUCTION	-	-	1,295,500	-	-	-	-	1,295,500
Total:	**-**	**-**	**1,295,500**	**-**	**-**	**-**	**-**	**1,295,500**

III. Fund Summary

Fund Summary	Previous Years	FY 2022/23	FY 2023/24	FY 2024/25	FY 2025/26	FY 2026/27	Future	Total
307 NB QUAL OF LIFE RESORT TAX 1%	-	-	1,295,500	-	-	-	-	1,295,500
Total:	**-**	**-**	**1,295,500**	**-**	**-**	**-**	**-**	**1,295,500**

MIAMIBEACH

CITY OF MIAMI BEACH
FY 2023 - 2027 Capital Budget and 5-Year Capital Improvement Plan

I. General

SECURITY ENHANCEMENTS CITYWIDE **RENEWAL & REPLACEMENT**

Project Number: 64821

Department: PROPERTY MANAGEMENT

Location: CITYWIDE

Description: This project is the physical procurement and acquisition of the facility security assessments, per Burns & McDonnell. Falilities citywide have identified for site vulnerabilities, associated mitigation solutions, physical security design under a framework in line with industry standards.

Projected date range: 10/01/2020 to 12/31/2025

II. Cost Summary

Cost Summary	Previous Years	FY 2022/23	FY 2023/24	FY 2024/25	FY 2025/26	FY 2026/27	Future	Total
CONTRACTED SERVICES REPAIR	500,000	-	1,364,726	500,000	135,274	-	-	2,500,000
Total:	**500,000**	**-**	**1,364,726**	**500,000**	**135,274**	**-**	**-**	**2,500,000**

III. Fund Summary

Fund Summary	Previous Years	FY 2022/23	FY 2023/24	FY 2024/25	FY 2025/26	FY 2026/27	Future	Total
302 PAY-AS-YOU-GO	500,000	-	1,364,726	500,000	135,274	-	-	2,500,000
Total:	**500,000**	**-**	**1,364,726**	**500,000**	**135,274**	**-**	**-**	**2,500,000**

MIAMIBEACH

CITY OF MIAMI BEACH
FY 2023 - 2027 Capital Budget and 5-Year Capital Improvement Plan

I. General

SHANE ROWING CENTER DOCK RAMP **RENEWAL & REPLACEMENT**

Project Number:	64822
Department:	CAPITAL IMPROVEMENT PROGRAM
Location:	NORTH BEACH
Description:	Project intend to install a new dock ramp and landing platform the the Shane rowing center
Projected date range:	10/01/2021 to 09/30/2024

II. Cost Summary

Cost Summary	Previous Years	FY 2022/23	FY 2023/24	FY 2024/25	FY 2025/26	FY 2026/27	Future	Total
CONSTRUCTION	369,372	-	227,000	-	-	-	-	596,372
DESIGN AND ENGINEERING	43,628	-	-	-	-	-	-	43,628
Total:	**413,000**	**-**	**227,000**	**-**	**-**	**-**	**-**	**640,000**

III. Fund Summary

Fund Summary	Previous Years	FY 2022/23	FY 2023/24	FY 2024/25	FY 2025/26	FY 2026/27	Future	Total
307 NB QUAL OF LIFE RESORT TAX 1%	-	-	227,000	-	-	-	-	227,000
369 GULF BREEZE BOND FUND -OTHER	413,000	-	-	-	-	-	-	413,000
Total:	**413,000**	**-**	**227,000**	**-**	**-**	**-**	**-**	**640,000**

MIAMIBEACH

CITY OF MIAMI BEACH
FY 2023 - 2027 Capital Budget and 5-Year Capital Improvement Plan

I. General

SHANE ROWING CENTER HVAC UNITS REPL **RENEWAL & REPLACEMENT**

Project Number:	64722
Department:	PROPERTY MANAGEMENT
Location:	NORTH BEACH
Description:	Project intend to replace 3 units that are at the end of life
Projected date range:	10/01/2021 to 12/31/2022

II. Cost Summary

Cost Summary	Previous Years	FY 2022/23	FY 2023/24	FY 2024/25	FY 2025/26	FY 2026/27	Future	Total
CAPITAL MISCELLANEOUS	300	-	-	-	-	-	-	300
CONSTRUCTION	60,700	-	-	-	-	-	-	60,700
CONTRACTED SERVICES REPAIR	15,000	-	-	-	-	-	-	15,000
Total:	**76,000**	**-**	**-**	**-**	**-**	**-**	**-**	**76,000**

III. Fund Summary

Fund Summary	Previous Years	FY 2022/23	FY 2023/24	FY 2024/25	FY 2025/26	FY 2026/27	Future	Total
307 NB QUAL OF LIFE RESORT TAX 1%	76,000	-	-	-	-	-	-	76,000
Total:	**76,000**	**-**	**-**	**-**	**-**	**-**	**-**	**76,000**

MIAMIBEACH

CITY OF MIAMI BEACH
FY 2023 - 2027 Capital Budget and 5-Year Capital Improvement Plan

I. General

SMALL WARES/TABLE TOP BANQUET EQUIP **RENEWAL & REPLACEMENT**

Project Number:	62425
Department:	TOURISM & CULTURAL DEPARTMENT
Location:	SOUTH BEACH
Description:	Small wares, table top Banquet equipment (China glass silverware replacement) Current new inventory allows us to service the needs of potentially 3k-4000 guest simultaneously. As we increase business levels we need to have the capacity in circulation of equipment to comfortably feed 10,000 guests throughout the course of an event without renting additional equipment and incurring additional costs
Projected date range:	10/01/2024 to 09/30/2025

II. Cost Summary

Cost Summary	Previous Years	FY 2022/23	FY 2023/24	FY 2024/25	FY 2025/26	FY 2026/27	Future	Total
RENOVATION	-	-	-	600,000	-	-	-	600,000
Total:	**-**	**-**	**-**	**600,000**	**-**	**-**	**-**	**600,000**

III. Fund Summary

Fund Summary	Previous Years	FY 2022/23	FY 2023/24	FY 2024/25	FY 2025/26	FY 2026/27	Future	Total
443 CONV CTR RENEWAL AND REPLACE	-	-	-	600,000	-	-	-	600,000
Total:	**-**	**-**	**-**	**600,000**	**-**	**-**	**-**	**600,000**

MIAMIBEACH

CITY OF MIAMI BEACH
FY 2023 - 2027 Capital Budget and 5-Year Capital Improvement Plan

I. General

SMART CARD ACCESS SYSTEM- PHASE I **RENEWAL & REPLACEMENT**

Project Number: 63919
Department: PROPERTY MANAGEMENT
Location: CITYWIDE
Description: An independent consultant concluded that the City's current access control is vulnerable to unauthorized access to City facilities. The new Smart Access System will increase overall security throughout City facilities by detecting and preventing potential threats.
Projected date range: 10/01/2018 to 12/31/2022

II. Cost Summary

Cost Summary	Previous Years	FY 2022/23	FY 2023/24	FY 2024/25	FY 2025/26	FY 2026/27	Future	Total
CONTRACTED SERVICES REPAIR	250,000	-	-	-	-	-	-	250,000
Total:	**250,000**	**-**	**-**	**-**	**-**	**-**	**-**	**250,000**

III. Fund Summary

Fund Summary	Previous Years	FY 2022/23	FY 2023/24	FY 2024/25	FY 2025/26	FY 2026/27	Future	Total
302 PAY-AS-YOU-GO	250,000	-	-	-	-	-	-	250,000
Total:	**250,000**	**-**	**-**	**-**	**-**	**-**	**-**	**250,000**

MIAMIBEACH

CITY OF MIAMI BEACH
FY 2023 - 2027 Capital Budget and 5-Year Capital Improvement Plan

I. General

SMART CARD ACCESS SYSTEM-PHASE II **RENEWAL & REPLACEMENT**

Project Number: 63722

Department: PROPERTY MANAGEMENT

Location: CITYWIDE

Description: Access control cards are an essential part of commercial security systems keeping facilities and designated areas secure and safe by controlling entry or restricting access within a space. This project is phase two of the smart card access system for facility security citywide. Card access is a crucial component of facility security in order to ensure public safety. Easy access has been identified as one the key vulnerabilities within our facilities.

Projected date range: 10/01/2021 to 12/31/2023

II. Cost Summary

Cost Summary	Previous Years	FY 2022/23	FY 2023/24	FY 2024/25	FY 2025/26	FY 2026/27	Future	Total
CONTRACTED SERVICES REPAIR	-	-	195,000	-	-	-	-	195,000
Total:	**-**	**-**	**195,000**	**-**	**-**	**-**	**-**	**195,000**

III. Fund Summary

Fund Summary	Previous Years	FY 2022/23	FY 2023/24	FY 2024/25	FY 2025/26	FY 2026/27	Future	Total
302 PAY-AS-YOU-GO	-	-	195,000	-	-	-	-	195,000
Total:	**-**	**-**	**195,000**	**-**	**-**	**-**	**-**	**195,000**

MIAMIBEACH

CITY OF MIAMI BEACH
FY 2023 - 2027 Capital Budget and 5-Year Capital Improvement Plan

I. General

SOBE CATS BUILDING ENTRY RAMP **RENEWAL & REPLACEMENT**

Project Number:	60927
Department:	PROPERTY MANAGEMENT
Location:	NORTH BEACH
Description:	New entry ramp and sidewalk at SOBE Cats building (North Beach "Kitty Campus")
Projected date range:	10/01/2027 to 09/30/2028

II. Cost Summary

Cost Summary	Previous Years	FY 2022/23	FY 2023/24	FY 2024/25	FY 2025/26	FY 2026/27	Future	Total
FUTURE	-	-	-	-	-	-	126,000	126,000
Total:	**-**	**-**	**-**	**-**	**-**	**-**	**126,000**	**126,000**

III. Fund Summary

Fund Summary	Previous Years	FY 2022/23	FY 2023/24	FY 2024/25	FY 2025/26	FY 2026/27	Future	Total
FUTURE	-	-	-	-	-	-	126,000	126,000
Total:	**-**	**-**	**-**	**-**	**-**	**-**	**126,000**	**126,000**

MIAMIBEACH

CITY OF MIAMI BEACH
FY 2023 - 2027 Capital Budget and 5-Year Capital Improvement Plan

I. General

SOUND DEADENING PRODUCT INSTALLATION **RENEWAL & REPLACEMENT**

Project Number: 62126
Department: TOURISM & CULTURAL DEPARTMENT
Location: SOUTH BEACH
Description: Install a sound deadening product for the second-floor and fourth floor service corridor. Due to the amount of movement in the service corridors during the events this will keep the back of house movement from disturbing the on going events in our meeting rooms.
Projected date range: 10/01/2025 to 09/30/2026

II. Cost Summary

Cost Summary	Previous Years	FY 2022/23	FY 2023/24	FY 2024/25	FY 2025/26	FY 2026/27	Future	Total
RENOVATION	-	-	-	-	750,000	-	-	750,000
Total:	**-**	**-**	**-**	**-**	**750,000**	**-**	**-**	**750,000**

III. Fund Summary

Fund Summary	Previous Years	FY 2022/23	FY 2023/24	FY 2024/25	FY 2025/26	FY 2026/27	Future	Total
443 CONV CTR RENEWAL AND REPLACE	-	-	-	-	750,000	-	-	750,000
Total:	**-**	**-**	**-**	**-**	**750,000**	**-**	**-**	**750,000**

MIAMIBEACH

CITY OF MIAMI BEACH
FY 2023 - 2027 Capital Budget and 5-Year Capital Improvement Plan

I. General

SOUNDSCAPE PARK IMPROVEMENTS **RENEWAL & REPLACEMENT**

Project Number: 67120

Department: PARKS AND RECREATION

Location: SOUTH BEACH

Description: This project encompasses the painting of the exterior speakers enclosures (towers) and the installation of additional fixtures such as trash and recycling bins to address current garbage overflow. The towers are made out of metal and due to their exposure to the elements are rusting. This project entails pressure cleaning, painting and application of a rust blocker to prevent further deterioration. SoundScape Park is the venue for the movies at the park that run from October to May and attracts a huge crowd.

Projected date range: 10/01/2015 to 12/31/2022

II. Cost Summary

Cost Summary	Previous Years	FY 2022/23	FY 2023/24	FY 2024/25	FY 2025/26	FY 2026/27	Future	Total
CONTRACTED SERVICES REPAIR	28,000	-	-	-	-	-	-	28,000
Total:	**28,000**	**-**	**-**	**-**	**-**	**-**	**-**	**28,000**

III. Fund Summary

Fund Summary	Previous Years	FY 2022/23	FY 2023/24	FY 2024/25	FY 2025/26	FY 2026/27	Future	Total
305 SB QUALITY OF LIFE REST.TAX 1%	28,000	-	-	-	-	-	-	28,000
Total:	**28,000**	**-**	**-**	**-**	**-**	**-**	**-**	**28,000**

MIAMIBEACH

CITY OF MIAMI BEACH
FY 2023 - 2027 Capital Budget and 5-Year Capital Improvement Plan

I. General

SOUNDSCAPE PK SOUND & LED LIGHTING **RENEWAL & REPLACEMENT**

Project Number:	60122
Department:	PARKS AND RECREATION
Location:	SOUTH BEACH
Description:	Soundscape Park sound system replacement and LED lighting replacement
Projected date range:	10/01/2022 to 12/31/2023

II. Cost Summary

Cost Summary	Previous Years	FY 2022/23	FY 2023/24	FY 2024/25	FY 2025/26	FY 2026/27	Future	Total
FUTURE	-	-	-	-	-	-	1,800,000	1,800,000
Total:	**-**	**-**	**-**	**-**	**-**	**-**	**1,800,000**	**1,800,000**

III. Fund Summary

Fund Summary	Previous Years	FY 2022/23	FY 2023/24	FY 2024/25	FY 2025/26	FY 2026/27	Future	Total
FUTURE	-	-	-	-	-	-	1,800,000	1,800,000
Total:	**-**	**-**	**-**	**-**	**-**	**-**	**1,800,000**	**1,800,000**

MIAMIBEACH

CITY OF MIAMI BEACH
FY 2023 - 2027 Capital Budget and 5-Year Capital Improvement Plan

I. General

SOUTH BEACH ROW LANDSCAPE **RENEWAL & REPLACEMENT**

Project Number: 66520

Department: PW GREENSPACE MANAGEMENT

Location: SOUTH BEACH

Description: Over the years, the City has lost a large amount of trees, shrubbery, and grass in most of its rights-of-way as a result of storms, climate change, vehicular damage, vandalism, and natural senescence. Although City staff and its landscape contractors have done a remarkable job in their attempts to restore repeatedly damaged areas Citywide, numerous stumps and empty tree pits, patchy grass, and empty shrub beds are a common sight. Unfortunately, funding to restore these areas is extremely limited. This project aims to restore and enhance the City's rights-of-way in various areas in South Beach by repairing and updating the irrigation systems, planting new healthy trees, shrubbery, and grass, as well as repair hardscape elements (paths, fences, etc.) This also presents an opportunity for Greenspace Mgt. to redesign the landscape to include more resilient native and Florida Friendly, salt-tolerant species which are better suited the effects of climate change and sea-level rise.

Projected date range: 10/01/2019 to 12/31/2027

II. Cost Summary

Cost Summary	Previous Years	FY 2022/23	FY 2023/24	FY 2024/25	FY 2025/26	FY 2026/27	Future	Total
CONTRACTED SERVICES REPAIR	252,000	-	-	170,915	229,085	-	-	652,000
OTHER COSTS	28,000	-	-	-	-	-	-	28,000
Total:	**280,000**	**-**	**-**	**170,915**	**229,085**	**-**	**-**	**680,000**

III. Fund Summary

Fund Summary	Previous Years	FY 2022/23	FY 2023/24	FY 2024/25	FY 2025/26	FY 2026/27	Future	Total
305 SB QUALITY OF LIFE REST.TAX 1%	280,000	-	-	170,915	229,085	-	-	680,000
Total:	**280,000**	**-**	**-**	**170,915**	**229,085**	**-**	**-**	**680,000**

MIAMIBEACH

CITY OF MIAMI BEACH
FY 2023 - 2027 Capital Budget and 5-Year Capital Improvement Plan

I. General

SOUTH POINTE PARK HVAC REPLACEMENT **RENEWAL & REPLACEMENT**

Project Number: 65219

Department: PROPERTY MANAGEMENT

Location: SOUTH BEACH

Description: The air conditioning unit, due to both its location and use, has reached the end of its useful life. The unit will not be able to endure the demand for cooling during the upcoming summer months. The Capital Improvement Projects department (CIP) is currently working on two projects in the South Pointe area from which they have been able to identify savings for the replacement of the air conditioning unit. Funds will also be utilized for remediation services as needed.

Projected date range: 01/16/2019 to 12/31/2022

II. Cost Summary

Cost Summary	Previous Years	FY 2022/23	FY 2023/24	FY 2024/25	FY 2025/26	FY 2026/27	Future	Total
CONTRACTED SERVICES REPAIR	117,823	-	-	-	-	-	-	117,823
EQUIPMENT	23,053	-	-	-	-	-	-	23,053
PROFESSIONAL SERVICES	12,306	-	-	-	-	-	-	12,306
RENOVATION	177	-	-	-	-	-	-	177
Total:	**153,359**	**-**	**-**	**-**	**-**	**-**	**-**	**153,359**

III. Fund Summary

Fund Summary	Previous Years	FY 2022/23	FY 2023/24	FY 2024/25	FY 2025/26	FY 2026/27	Future	Total
125 CAPITAL RENEWAL & REPLACEMENT	78,359	-	-	-	-	-	-	78,359
126 SOUTH POINTE RENEWAL & REPLACE	25,000	-	-	-	-	-	-	25,000
389 SOUTH POINTE CAPITAL	50,000	-	-	-	-	-	-	50,000
Total:	**153,359**	**-**	**-**	**-**	**-**	**-**	**-**	**153,359**

MIAMIBEACH

CITY OF MIAMI BEACH
FY 2023 - 2027 Capital Budget and 5-Year Capital Improvement Plan

I. General

SOUTH POINTE PARK SPLASH PAD **RENEWAL & REPLACEMENT**

Project Number:	66022
Department:	PARKS AND RECREATION
Location:	SOUTH BEACH
Description:	Repair and replacement of the splash pad feature at South Pointe Park
Projected date range:	10/01/2022 to 12/31/2025

II. Cost Summary

Cost Summary	Previous Years	FY 2022/23	FY 2023/24	FY 2024/25	FY 2025/26	FY 2026/27	Future	Total
CONTRACTED SERVICES REPAIR	-	-	-	249,000	-	-	-	249,000
Total:	**-**	**-**	**-**	**249,000**	**-**	**-**	**-**	**249,000**

III. Fund Summary

Fund Summary	Previous Years	FY 2022/23	FY 2023/24	FY 2024/25	FY 2025/26	FY 2026/27	Future	Total
305 SB QUALITY OF LIFE REST.TAX 1%	-	-	-	249,000	-	-	-	249,000
Total:	**-**	**-**	**-**	**249,000**	**-**	**-**	**-**	**249,000**

MIAMIBEACH

CITY OF MIAMI BEACH
FY 2023 - 2027 Capital Budget and 5-Year Capital Improvement Plan

I. General

SOUTH POINTE PK-FIRE ALARM RENEWAL **RENEWAL & REPLACEMENT**

Project Number:	66618
Department:	PROPERTY MANAGEMENT
Location:	SOUTH BEACH
Description:	Replacement of fire alarm
Projected date range:	10/01/2019 to 12/31/2022

II. Cost Summary

Cost Summary	Previous Years	FY 2022/23	FY 2023/24	FY 2024/25	FY 2025/26	FY 2026/27	Future	Total
CONTRACTED SERVICES REPAIR	35,000	-	-	-	-	-	-	35,000
Total:	**35,000**	**-**	**-**	**-**	**-**	**-**	**-**	**35,000**

III. Fund Summary

Fund Summary	Previous Years	FY 2022/23	FY 2023/24	FY 2024/25	FY 2025/26	FY 2026/27	Future	Total
389 SOUTH POINTE CAPITAL	35,000	-	-	-	-	-	-	35,000
Total:	**35,000**	**-**	**-**	**-**	**-**	**-**	**-**	**35,000**

MIAMIBEACH

CITY OF MIAMI BEACH
FY 2023 - 2027 Capital Budget and 5-Year Capital Improvement Plan

I. General

SOUTH SHORE C.C. FIRE ALARM RENEWAL **RENEWAL & REPLACEMENT**

Project Number: 60038

Department: PROPERTY MANAGEMENT

Location: SOUTH BEACH

Description: This building is equipped with a high density fire alarm system. The fire alarm system includes Head end equipment, pull stations at all exit doors, audio/visual strobes, visual strobes, smokes in most rooms, conduit, wire, and connections in need of replacement.

Projected date range: 10/01/2017 to 12/31/2022

II. Cost Summary

Cost Summary	Previous Years	FY 2022/23	FY 2023/24	FY 2024/25	FY 2025/26	FY 2026/27	Future	Total
PROFESSIONAL SERVICES	11,370	-	-	-	-	-	-	11,370
Total:	**11,370**	**-**	**-**	**-**	**-**	**-**	**-**	**11,370**

III. Fund Summary

Fund Summary	Previous Years	FY 2022/23	FY 2023/24	FY 2024/25	FY 2025/26	FY 2026/27	Future	Total
125 CAPITAL RENEWAL & REPLACEMENT	11,370	-	-	-	-	-	-	11,370
Total:	**11,370**	**-**	**-**	**-**	**-**	**-**	**-**	**11,370**

MIAMIBEACH

CITY OF MIAMI BEACH
FY 2023 - 2027 Capital Budget and 5-Year Capital Improvement Plan

I. General

SSCC ROOT MITIGATION & FLOORING REP **RENEWAL & REPLACEMENT**

Project Number:	63819
Department:	PROPERTY MANAGEMENT
Location:	SOUTH BEACH
Description:	South Shore Community Center playground area tree root mitigation and flooring replacement
Projected date range:	10/01/2018 to 12/31/2022

II. Cost Summary

Cost Summary	Previous Years	FY 2022/23	FY 2023/24	FY 2024/25	FY 2025/26	FY 2026/27	Future	Total
CONTRACTED SERVICES REPAIR	272	-	-	-	-	-	-	272
Total:	**272**	**-**	**-**	**-**	**-**	**-**	**-**	**272**

III. Fund Summary

Fund Summary	Previous Years	FY 2022/23	FY 2023/24	FY 2024/25	FY 2025/26	FY 2026/27	Future	Total
302 PAY-AS-YOU-GO	272	-	-	-	-	-	-	272
Total:	**272**	**-**	**-**	**-**	**-**	**-**	**-**	**272**

MIAMIBEACH

CITY OF MIAMI BEACH
FY 2023 - 2027 Capital Budget and 5-Year Capital Improvement Plan

I. General

SUNSET HARBOUR GARAGE FIRE PUMP **RENEWAL & REPLACEMENT**

Project Number:	61523
Department:	PROPERTY MANAGEMENT
Location:	SOUTH BEACH
Description:	Replacement of fire pump
Projected date range:	10/01/2022 to 09/30/2023

II. Cost Summary

Cost Summary	Previous Years	FY 2022/23	FY 2023/24	FY 2024/25	FY 2025/26	FY 2026/27	Future	Total
EQUIPMENT	-	100,000	-	-	-	-	-	100,000
Total:	**-**	**100,000**	**-**	**-**	**-**	**-**	**-**	**100,000**

III. Fund Summary

Fund Summary	Previous Years	FY 2022/23	FY 2023/24	FY 2024/25	FY 2025/26	FY 2026/27	Future	Total
490 PARKING CAPITAL NOT BONDS	-	100,000	-	-	-	-	-	100,000
Total:	**-**	**100,000**	**-**	**-**	**-**	**-**	**-**	**100,000**

MIAMIBEACH

CITY OF MIAMI BEACH
FY 2023 - 2027 Capital Budget and 5-Year Capital Improvement Plan

I. General

SUNSET HARBOUR GARAGE INT. FLOOR **RENEWAL & REPLACEMENT**

Project Number:	60225
Department:	PROPERTY MANAGEMENT
Location:	SOUTH BEACH
Description:	Sunset Harbour garage-renewal interior floor drainage piping
Projected date range:	10/01/2024 to 09/30/2025

II. Cost Summary

Cost Summary	Previous Years	FY 2022/23	FY 2023/24	FY 2024/25	FY 2025/26	FY 2026/27	Future	Total
CONTRACTED SERVICES REPAIR	-	-	-	34,000	-	-	-	34,000
Total:	**-**	**-**	**-**	**34,000**	**-**	**-**	**-**	**34,000**

III. Fund Summary

Fund Summary	Previous Years	FY 2022/23	FY 2023/24	FY 2024/25	FY 2025/26	FY 2026/27	Future	Total
490 PARKING CAPITAL NOT BONDS	-	-	-	34,000	-	-	-	34,000
Total:	**-**	**-**	**-**	**34,000**	**-**	**-**	**-**	**34,000**

MIAMIBEACH

CITY OF MIAMI BEACH
FY 2023 - 2027 Capital Budget and 5-Year Capital Improvement Plan

I. General

SURFACE LOTS CITYWIDE LANDSCAPING **RENEWAL & REPLACEMENT**

Project Number:	64619
Department:	PROPERTY MANAGEMENT
Location:	CITYWIDE
Description:	Current landscaping needs rejuvenation.
Projected date range:	10/01/2018 to 12/31/2022

II. Cost Summary

Cost Summary	Previous Years	FY 2022/23	FY 2023/24	FY 2024/25	FY 2025/26	FY 2026/27	Future	Total
CONTRACTED SERVICES REPAIR	100,000	-	-	-	-	-	-	100,000
Total:	**100,000**	**-**	**-**	**-**	**-**	**-**	**-**	**100,000**

III. Fund Summary

Fund Summary	Previous Years	FY 2022/23	FY 2023/24	FY 2024/25	FY 2025/26	FY 2026/27	Future	Total
490 PARKING CAPITAL NOT BONDS	100,000	-	-	-	-	-	-	100,000
Total:	**100,000**	**-**	**-**	**-**	**-**	**-**	**-**	**100,000**

MIAMIBEACH

CITY OF MIAMI BEACH
FY 2023 - 2027 Capital Budget and 5-Year Capital Improvement Plan

I. General

TERRAZZO FLOOR SCRUBBERS **RENEWAL & REPLACEMENT**

Project Number:	67622
Department:	PROPERTY MANAGEMENT
Location:	SOUTH BEACH
Description:	Convention Center T-17 terrazzo floor scrubbers
Projected date range:	10/01/2021 to 12/31/2022

II. Cost Summary

Cost Summary	Previous Years	FY 2022/23	FY 2023/24	FY 2024/25	FY 2025/26	FY 2026/27	Future	Total
CONSTRUCTION	40,000	-	-	-	-	-	-	40,000
Total:	**40,000**	**-**	**-**	**-**	**-**	**-**	**-**	**40,000**

III. Fund Summary

Fund Summary	Previous Years	FY 2022/23	FY 2023/24	FY 2024/25	FY 2025/26	FY 2026/27	Future	Total
443 CONV CTR RENEWAL AND REPLACE	40,000	-	-	-	-	-	-	40,000
Total:	**40,000**	**-**	**-**	**-**	**-**	**-**	**-**	**40,000**

MIAMIBEACH

CITY OF MIAMI BEACH
FY 2023 - 2027 Capital Budget and 5-Year Capital Improvement Plan

I. General

THE FILLMORE 40-YR RECERTIFICATION **RENEWAL & REPLACEMENT**

Project Number: 64418

Department: PROPERTY MANAGEMENT

Location: SOUTH BEACH

Description: The Fillmore Miami Beach at the Jackie Gleason Theater is a three-story theatre building with structural walls in concrete. A structural and electrical inspection was completed for recertification and it was determined that some actions and repairs needed to be completed before this building could be recertified. This would need to occur in order to conform to the minimum inspection procedural guidelines as issued by the Miami-Dade County Board of Rules and Appeals. The scope of this project includes the correction of several structural and electrical deficiencies outlined by an assessment and specifications report presented by Douglas Wood & Associates, Inc. and TLC Engineering.

Projected date range: 07/03/2018 to 12/31/2022

II. Cost Summary

Cost Summary	Previous Years	FY 2022/23	FY 2023/24	FY 2024/25	FY 2025/26	FY 2026/27	Future	Total
CONTRACTED SERVICES REPAIR	622,298	-	-	-	-	-	-	622,298
Total:	**622,298**	**-**	**-**	**-**	**-**	**-**	**-**	**622,298**

III. Fund Summary

Fund Summary	Previous Years	FY 2022/23	FY 2023/24	FY 2024/25	FY 2025/26	FY 2026/27	Future	Total
302 PAY-AS-YOU-GO	622,298	-	-	-	-	-	-	622,298
Total:	**622,298**	**-**	**-**	**-**	**-**	**-**	**-**	**622,298**

MIAMIBEACH

CITY OF MIAMI BEACH
FY 2023 - 2027 Capital Budget and 5-Year Capital Improvement Plan

I. General

UNIDAD BUILDING-DOOR RENEWAL **RENEWAL & REPLACEMENT**

Project Number:	61320
Department:	PROPERTY MANAGEMENT
Location:	NORTH BEACH
Description:	Replacement of doors that can function properly with the given weather conditions by facility.
Projected date range:	10/01/2021 to 12/31/2025

II. Cost Summary

Cost Summary	Previous Years	FY 2022/23	FY 2023/24	FY 2024/25	FY 2025/26	FY 2026/27	Future	Total
CONTRACTED SERVICES REPAIR	-	-	-	63,000	-	-	-	63,000
Total:	**-**	**-**	**-**	**63,000**	**-**	**-**	**-**	**63,000**

III. Fund Summary

Fund Summary	Previous Years	FY 2022/23	FY 2023/24	FY 2024/25	FY 2025/26	FY 2026/27	Future	Total
125 CAPITAL RENEWAL & REPLACEMENT	-	-	-	63,000	-	-	-	63,000
Total:	**-**	**-**	**-**	**63,000**	**-**	**-**	**-**	**63,000**

MIAMIBEACH

CITY OF MIAMI BEACH
FY 2023 - 2027 Capital Budget and 5-Year Capital Improvement Plan

I. General

UNIDAD BUILDING-WINDOW SEAL RENEWAL **RENEWAL & REPLACEMENT**

Project Number:	61420
Department:	PROPERTY MANAGEMENT
Location:	NORTH BEACH
Description:	Re-seal windows to prevent rain intrusion.
Projected date range:	10/01/2021 to 12/31/2025

II. Cost Summary

Cost Summary	Previous Years	FY 2022/23	FY 2023/24	FY 2024/25	FY 2025/26	FY 2026/27	Future	Total
CONTRACTED SERVICES REPAIR	-	-	-	40,000	-	-	-	40,000
Total:	**-**	**-**	**-**	**40,000**	**-**	**-**	**-**	**40,000**

III. Fund Summary

Fund Summary	Previous Years	FY 2022/23	FY 2023/24	FY 2024/25	FY 2025/26	FY 2026/27	Future	Total
125 CAPITAL RENEWAL & REPLACEMENT	-	-	-	40,000	-	-	-	40,000
Total:	**-**	**-**	**-**	**40,000**	**-**	**-**	**-**	**40,000**

MIAMIBEACH

CITY OF MIAMI BEACH
FY 2023 - 2027 Capital Budget and 5-Year Capital Improvement Plan

I. General

UNIDAD ELEVATOR MODERNIZATION **RENEWAL & REPLACEMENT**

Project Number:	60719
Department:	PROPERTY MANAGEMENT
Location:	NORTH BEACH
Description:	This project consists of the modernization of the elevator along with all of its components.
Projected date range:	10/01/2018 to 12/31/2022

II. Cost Summary

Cost Summary	Previous Years	FY 2022/23	FY 2023/24	FY 2024/25	FY 2025/26	FY 2026/27	Future	Total
CONTRACTED SERVICES REPAIR	70,000	-	-	-	-	-	-	70,000
Total:	**70,000**	**-**	**-**	**-**	**-**	**-**	**-**	**70,000**

III. Fund Summary

Fund Summary	Previous Years	FY 2022/23	FY 2023/24	FY 2024/25	FY 2025/26	FY 2026/27	Future	Total
125 CAPITAL RENEWAL & REPLACEMENT	70,000	-	-	-	-	-	-	70,000
Total:	**70,000**	**-**	**-**	**-**	**-**	**-**	**-**	**70,000**

MIAMIBEACH

CITY OF MIAMI BEACH
FY 2023 - 2027 Capital Budget and 5-Year Capital Improvement Plan

I. General

UNIDAD INTERIOR & EXTERIOR PAINTING **RENEWAL & REPLACEMENT**

Project Number:	65320
Department:	PROPERTY MANAGEMENT
Location:	NORTH BEACH
Description:	Painting of the Interior and Exterior of the Unidad Building
Projected date range:	10/01/2021 to 12/31/2025

II. Cost Summary

Cost Summary	Previous Years	FY 2022/23	FY 2023/24	FY 2024/25	FY 2025/26	FY 2026/27	Future	Total
CONTRACTED SERVICES REPAIR	-	-	-	90,000	-	-	-	90,000
Total:	**-**	**-**	**-**	**90,000**	**-**	**-**	**-**	**90,000**

III. Fund Summary

Fund Summary	Previous Years	FY 2022/23	FY 2023/24	FY 2024/25	FY 2025/26	FY 2026/27	Future	Total
125 CAPITAL RENEWAL & REPLACEMENT	-	-	-	90,000	-	-	-	90,000
Total:	**-**	**-**	**-**	**90,000**	**-**	**-**	**-**	**90,000**

MIAMIBEACH

CITY OF MIAMI BEACH
FY 2023 - 2027 Capital Budget and 5-Year Capital Improvement Plan

I. General

UNIDAD SENIOR CENTER ACOUSTIC ENH. **RENEWAL & REPLACEMENT**

Project Number: 61924

Department: PROPERTY MANAGEMENT

Location: NORTH BEACH

Description: Install new acoustical finishes and upgrade existing A/V equipment in the assembly space on the 2nd Floor of the Unidad Senior Center. This upgrade will include the installation of an audio induction loop for use by the hearing impaired.

Projected date range: 10/01/2023 to 09/30/2024

II. Cost Summary

Cost Summary	Previous Years	FY 2022/23	FY 2023/24	FY 2024/25	FY 2025/26	FY 2026/27	Future	Total
RENOVATION	-	-	80,000	-	-	-	-	80,000
Total:	**-**	**-**	**80,000**	**-**	**-**	**-**	**-**	**80,000**

III. Fund Summary

Fund Summary	Previous Years	FY 2022/23	FY 2023/24	FY 2024/25	FY 2025/26	FY 2026/27	Future	Total
302 PAY-AS-YOU-GO	-	-	80,000	-	-	-	-	80,000
Total:	**-**	**-**	**80,000**	**-**	**-**	**-**	**-**	**80,000**

MIAMIBEACH

CITY OF MIAMI BEACH
FY 2023 - 2027 Capital Budget and 5-Year Capital Improvement Plan

I. General

WALK IN COOLER/FREEZER (NEW MAIN KI **RENEWAL & REPLACEMENT**

Project Number:	63624
Department:	TOURISM & CULTURAL DEPARTMENT
Location:	SOUTH BEACH
Description:	Replace Walk in cooler #4 & Walk in Freezer in the new Main Kitchen. The repairs bare unnecessary or unplanned costs when the cooler fails to work that impact the net income to the City. The equipment is no longer under warranty. Product and ingredients have to be discarded when out of temperature.
Projected date range:	10/01/2023 to 09/30/2024

II. Cost Summary

Cost Summary	Previous Years	FY 2022/23	FY 2023/24	FY 2024/25	FY 2025/26	FY 2026/27	Future	Total
RENOVATION	-	-	500,000	-	-	-	-	500,000
Total:	**-**	**-**	**500,000**	**-**	**-**	**-**	**-**	**500,000**

III. Fund Summary

Fund Summary	Previous Years	FY 2022/23	FY 2023/24	FY 2024/25	FY 2025/26	FY 2026/27	Future	Total
443 CONV CTR RENEWAL AND REPLACE	-	-	500,000	-	-	-	-	500,000
Total:	**-**	**-**	**500,000**	**-**	**-**	**-**	**-**	**500,000**

MIAMIBEACH

CITY OF MIAMI BEACH
FY 2023 - 2027 Capital Budget and 5-Year Capital Improvement Plan

I. General

WALK IN COOLERS (FIRST LEVEL WAREHO **RENEWAL & REPLACEMENT**

Project Number:	62325
Department:	TOURISM & CULTURAL DEPARTMENT
Location:	SOUTH BEACH
Description:	Walk in Coolers (self contained), First level warehouses/storage (North Dock, SR corner storage rooms)This is needed to support the operation by storing & receiving refrigerated items from the dock directly to the areas on the same level as the docks. Currently all refrigeration is on the second level putting a obstruction in the flow of the operation and causing excess labor hours in movement of product.
Projected date range:	10/01/2024 to 09/30/2025

II. Cost Summary

Cost Summary	Previous Years	FY 2022/23	FY 2023/24	FY 2024/25	FY 2025/26	FY 2026/27	Future	Total
RENOVATION	-	-	-	300,000	-	-	-	300,000
Total:	**-**	**-**	**-**	**300,000**	**-**	**-**	**-**	**300,000**

III. Fund Summary

Fund Summary	Previous Years	FY 2022/23	FY 2023/24	FY 2024/25	FY 2025/26	FY 2026/27	Future	Total
443 CONV CTR RENEWAL AND REPLACE	-	-	-	300,000	-	-	-	300,000
Total:	**-**	**-**	**-**	**300,000**	**-**	**-**	**-**	**300,000**

MIAMIBEACH

CITY OF MIAMI BEACH
FY 2023 - 2027 Capital Budget and 5-Year Capital Improvement Plan

I. General

WALK- OFF MATS REPLACEMENT **RENEWAL & REPLACEMENT**

Project Number:	20126
Department:	TOURISM & CULTURAL DEPARTMENT
Location:	SOUTH BEACH
Description:	Replace walk off mats with a non-slip and maintenance friendly product. This is a safety concern when raining outside and walking on these metal grates. This is also a trip and fall concern due to the fact that these grates move and require ongoing maintenance.
Projected date range:	10/01/2025 to 09/30/2026

II. Cost Summary

Cost Summary	Previous Years	FY 2022/23	FY 2023/24	FY 2024/25	FY 2025/26	FY 2026/27	Future	Total
CONSTRUCTION	-	-	-	-	1,500,000	-	-	1,500,000
Total:	**-**	**-**	**-**	**-**	**1,500,000**	**-**	**-**	**1,500,000**

III. Fund Summary

Fund Summary	Previous Years	FY 2022/23	FY 2023/24	FY 2024/25	FY 2025/26	FY 2026/27	Future	Total
443 CONV CTR RENEWAL AND REPLACE	-	-	-	-	1,500,000	-	-	1,500,000
Total:	**-**	**-**	**-**	**-**	**1,500,000**	**-**	**-**	**1,500,000**

MIAMIBEACH

CITY OF MIAMI BEACH
FY 2023 - 2027 Capital Budget and 5-Year Capital Improvement Plan

I. General

WATER STATION ROOF REPLACEMENT **RENEWAL & REPLACEMENT**

Project Number:	66818
Department:	PROPERTY MANAGEMENT
Location:	MIDDLE BEACH
Description:	Public works facility-water station roof replacement
Projected date range:	10/01/2019 to 12/31/2022

II. Cost Summary

Cost Summary	Previous Years	FY 2022/23	FY 2023/24	FY 2024/25	FY 2025/26	FY 2026/27	Future	Total
CONTRACTED SERVICES REPAIR	30,000	-	-	-	-	-	-	30,000
Total:	**30,000**	**-**	**-**	**-**	**-**	**-**	**-**	**30,000**

III. Fund Summary

Fund Summary	Previous Years	FY 2022/23	FY 2023/24	FY 2024/25	FY 2025/26	FY 2026/27	Future	Total
418 W&S CAP PROJ FNDED BY OPER FDS	30,000	-	-	-	-	-	-	30,000
Total:	**30,000**	**-**	**-**	**-**	**-**	**-**	**-**	**30,000**

MIAMIBEACH

CITY OF MIAMI BEACH
FY 2023 - 2027 Capital Budget and 5-Year Capital Improvement Plan

I. General

WATERWAY MARKERS & SIGNS **RENEWAL & REPLACEMENT**

Project Number: 65422

Department: ENVIRONMENT SUSTAINABILITY

Location: CITYWIDE

Description: The proposed project includes environmental permitting and installation of waterway markers and speed zone designation. Areas include:
1. Sunset Islands: channel designation signs (new piles and signs)
2. Venetian Islands (no anchoring signage with new piles)
3. Meloy Channel (new piles and signs)

Projected date range: 10/01/2021 to 09/30/2023

II. Cost Summary

Cost Summary	Previous Years	FY 2022/23	FY 2023/24	FY 2024/25	FY 2025/26	FY 2026/27	Future	Total
CONSTRUCTION	240,000	-	-	-	-	-	-	240,000
CONTINGENCY	23,000	-	-	-	-	-	-	23,000
PERMITTING FEES	70,000	-	-	-	-	-	-	70,000
SIGNAGE	62,000	-	-	-	-	-	-	62,000
Total:	**395,000**	**-**	**-**	**-**	**-**	**-**	**-**	**395,000**

III. Fund Summary

Fund Summary	Previous Years	FY 2022/23	FY 2023/24	FY 2024/25	FY 2025/26	FY 2026/27	Future	Total
305 SB QUALITY OF LIFE REST.TAX 1%	263,000	-	-	-	-	-	-	263,000
306 MB QUALITY OF LIFE RESO.TX 1%	132,000	-	-	-	-	-	-	132,000
Total:	**395,000**	**-**	**-**	**-**	**-**	**-**	**-**	**395,000**

MIAMIBEACH

CITY OF MIAMI BEACH
FY 2023 - 2027 Capital Budget and 5-Year Capital Improvement Plan

I. General

WATERWAY MARKERS PHASE II **RENEWAL & REPLACEMENT**

Project Number: 68227

Department: ENVIRONMENT SUSTAINABILITY

Location: CITYWIDE

Description: Waterway markers are essential for providing a high quality of life to residents and visitors alike. Increased channel markers, slow speed zones, and other markers as necessary protect marine life like seagrasses and manatees and also increase safety for those accessing our waterways. This project will add additional waterway markers (for channels, slow speed, etc.) based on need for Environmental and safety concerns.

Projected date range: 10/01/2027 to 09/30/2028

II. Cost Summary

Cost Summary	Previous Years	FY 2022/23	FY 2023/24	FY 2024/25	FY 2025/26	FY 2026/27	Future	Total
FUTURE	-	-	-	-	-	-	1,134,000	1,134,000
Total:	**-**	**-**	**-**	**-**	**-**	**-**	**1,134,000**	**1,134,000**

III. Fund Summary

Fund Summary	Previous Years	FY 2022/23	FY 2023/24	FY 2024/25	FY 2025/26	FY 2026/27	Future	Total
FUTURE	-	-	-	-	-	-	1,134,000	1,134,000
Total:	**-**	**-**	**-**	**-**	**-**	**-**	**1,134,000**	**1,134,000**

MIAMIBEACH

CITY OF MIAMI BEACH
FY 2023 - 2027 Capital Budget and 5-Year Capital Improvement Plan

I. General

XHALL VENTILATION EXTRACTION SYSTEM **RENEWAL & REPLACEMENT**

Project Number:	63224
Department:	TOURISM & CULTURAL DEPARTMENT
Location:	SOUTH BEACH
Description:	Add 90 degree ells on the Xhall ventilation extraction system to minimize water intrusion. The current installation of the ventilation fans have presented serval leaks, by installing these 90 degree ells will prevent blowing rain from invading the ventilation system.
Projected date range:	10/01/2023 to 09/30/2024

II. Cost Summary

Cost Summary	Previous Years	FY 2022/23	FY 2023/24	FY 2024/25	FY 2025/26	FY 2026/27	Future	Total
RENOVATION	-	-	100,000	-	-	-	-	100,000
Total:	**-**	**-**	**100,000**	**-**	**-**	**-**	**-**	**100,000**

III. Fund Summary

Fund Summary	Previous Years	FY 2022/23	FY 2023/24	FY 2024/25	FY 2025/26	FY 2026/27	Future	Total
443 CONV CTR RENEWAL AND REPLACE	-	-	100,000	-	-	-	-	100,000
Total:	**-**	**-**	**100,000**	**-**	**-**	**-**	**-**	**100,000**

MIAMIBEACH

CITY OF MIAMI BEACH
FY 2023 - 2027 Capital Budget and 5-Year Capital Improvement Plan

I. General

BRITTANY BAY PARK SEAWALL **SEAWALLS**

Project Number:	29560
Department:	PW ADMINISTRATION
Location:	MIDDLE BEACH
Description:	Repair and reconstruction of a seawall.
Projected date range:	10/01/2015 to 12/31/2022

II. Cost Summary

Cost Summary	Previous Years	FY 2022/23	FY 2023/24	FY 2024/25	FY 2025/26	FY 2026/27	Future	Total
CONSTRUCTION	879,631	-	-	-	-	-	-	879,631
DESIGN AND ENGINEERING	229,369	-	-	-	-	-	-	229,369
Total:	**1,109,000**	**-**	**-**	**-**	**-**	**-**	**-**	**1,109,000**

III. Fund Summary

Fund Summary	Previous Years	FY 2022/23	FY 2023/24	FY 2024/25	FY 2025/26	FY 2026/27	Future	Total
389 SOUTH POINTE CAPITAL	1,109,000	-	-	-	-	-	-	1,109,000
Total:	**1,109,000**	**-**	**-**	**-**	**-**	**-**	**-**	**1,109,000**

MIAMIBEACH

CITY OF MIAMI BEACH
FY 2023 - 2027 Capital Budget and 5-Year Capital Improvement Plan

I. General

CITYWIDE SEAWALL REHAB **SEAWALLS**

Project Number: 29020

Department: PW ENGINEERING

Location: CITYWIDE

Description: The city owns approximately 3 of the nearly 60 miles of seawalls that are currently within city limits. This projects objective is to identify and redesign those portions of the City owned seawalls that are in poor conditions. Work shall include identification of seawalls requiring reconstruction and the performance of a condition assessment, design in accordance to CMB Public Works standard, geotechnical abiding water body depth investigation.

Projected date range: 10/01/2019 to 09/30/2027

II. Cost Summary

Cost Summary	Previous Years	FY 2022/23	FY 2023/24	FY 2024/25	FY 2025/26	FY 2026/27	Future	Total
CONSTRUCTION	14,115,358	-	-	-	-	10,000,000	-	24,115,358
CONSTRUCTION MANAGEMENT	500,000	-	-	-	-	-	-	500,000
DESIGN AND ENGINEERING	384,300	-	-	-	-	-	-	384,300
OIG FUNDING	342	-	-	-	-	-	-	342
FUTURE	-	-	-	-	-	-	10,000,000	10,000,000
Total:	**15,000,000**	**-**	**-**	**-**	**-**	**10,000,000**	**10,000,000**	**35,000,000**

III. Fund Summary

Fund Summary	Previous Years	FY 2022/23	FY 2023/24	FY 2024/25	FY 2025/26	FY 2026/27	Future	Total
112 RESILIENCY	5,000,000	-	-	-	-	-	-	5,000,000
433 STORMWATER PROJECTS - MDC ILA	10,000,000	-	-	-	-	-	-	10,000,000
FSW FUTURE STORMWATER	-	-	-	-	-	10,000,000	-	10,000,000
FUTURE	-	-	-	-	-	-	10,000,000	10,000,000
Total:	**15,000,000**	**-**	**-**	**-**	**-**	**10,000,000**	**10,000,000**	**35,000,000**

MIAMIBEACH

CITY OF MIAMI BEACH
FY 2023 - 2027 Capital Budget and 5-Year Capital Improvement Plan

I. General

COLLINS CANAL ENHANCEMENT PROJECT **SEAWALLS**

Project Number: 29500

Department: PW ENGINEERING

Location: SOUTH BEACH

Description: The Collins Canal Enhancement Project includes the development of the Dade Boulevard Bike path, which is a recreational greenway that will connect to the Venetian Causeway Bike Path and the Beachwalk, as well as seawall restoration for the north bank of the canal. The major bikeway artery will tie into a regional network of planned recreational trails/alternative transportation routes, called the Atlantic Greenway Network, connecting five public parks, eight beach access areas, and seven regional parking facilities in Miami Beach. This project is part of the larger Atlantic Greenway Network, which aims to promote the use of alternative transportation and reduce traffic congestion. An embankment stabilization and seawall restoration project are an integral component of the Dade Boulevard Bike Path project, since the walls of the canal cannot provide adequate structural support to the proposed bike path to ensure the safety of its users.

Projected date range: 10/01/2015 to 09/30/2023

II. Cost Summary

Cost Summary	Previous Years	FY 2022/23	FY 2023/24	FY 2024/25	FY 2025/26	FY 2026/27	Future	Total
CAPITAL MISCELLANEOUS	520,171	-	-	-	-	-	-	520,171
CONSTRUCTION	3,880,767	-	-	-	-	-	-	3,880,767
CONSTRUCTION MANAGEMENT	130,831	-	-	-	-	-	-	130,831
DESIGN AND ENGINEERING	927,120	-	-	-	-	-	-	927,120
Total:	**5,458,889**	**-**	**-**	**-**	**-**	**-**	**-**	**5,458,889**

III. Fund Summary

Fund Summary	Previous Years	FY 2022/23	FY 2023/24	FY 2024/25	FY 2025/26	FY 2026/27	Future	Total
187 HALF CENT TRANS. SURTAX COUNTY	1,030,698	-	-	-	-	-	-	1,030,698
365 CITY CENTER RDA CAP FUND	2,999,999	-	-	-	-	-	-	2,999,999
384 2003 GO BONDS - NEIGHBORHOODS	1,428,192	-	-	-	-	-	-	1,428,192
Total:	**5,458,889**	**-**	**-**	**-**	**-**	**-**	**-**	**5,458,889**

MIAMIBEACH

CITY OF MIAMI BEACH
FY 2023 - 2027 Capital Budget and 5-Year Capital Improvement Plan

I. General

CONVENTION CENTER DR TO WASHINGTON **SEAWALLS**

Project Number:	28790
Department:	CAPITAL IMPROVEMENT PROGRAM
Location:	SOUTH BEACH
Description:	This seawall is part of the Convention Center work from Convention Center Drive to Washington Avenue.
Projected date range:	10/01/2015 to 09/30/2023

II. Cost Summary

Cost Summary	Previous Years	FY 2022/23	FY 2023/24	FY 2024/25	FY 2025/26	FY 2026/27	Future	Total
CONSTRUCTION	1,699,957	-	-	-	-	-	-	1,699,957
CONSTRUCTION MANAGEMENT	100,043	-	-	-	-	-	-	100,043
Total:	**1,800,000**	**-**	**-**	**-**	**-**	**-**	**-**	**1,800,000**

III. Fund Summary

Fund Summary	Previous Years	FY 2022/23	FY 2023/24	FY 2024/25	FY 2025/26	FY 2026/27	Future	Total
389 SOUTH POINTE CAPITAL	1,800,000	-	-	-	-	-	-	1,800,000
Total:	**1,800,000**	**-**	**-**	**-**	**-**	**-**	**-**	**1,800,000**

MIAMIBEACH

CITY OF MIAMI BEACH
FY 2023 - 2027 Capital Budget and 5-Year Capital Improvement Plan

I. General

GO#39: SEAWALLS & SHORELINES **SEAWALLS**

Project Number: 27919

Department: PW ENGINEERING

Location: CITYWIDE

Description: Raise public seawalls to the updated minimum height standard (5.7 NAVD) in areas most vulnerable to sea level rise and street flooding; incorporate living shorelines with natural vegetation, native species and other green infrastructure.

Projected date range: 02/13/2019 to 09/30/2025

II. Cost Summary

Cost Summary	Previous Years	FY 2022/23	FY 2023/24	FY 2024/25	FY 2025/26	FY 2026/27	Future	Total
CONSTRUCTION	4,187,797	-	5,000,000	-	-	-	-	9,187,797
CONSTRUCTION MANAGEMENT	161,583	-	-	-	-	-	-	161,583
DESIGN AND ENGINEERING	527,750	-	-	-	-	-	-	527,750
OIG FUNDING	1,270	-	-	-	-	-	-	1,270
PROGRAM MANAGEMENT	121,600	-	-	-	-	-	-	121,600
Total:	**5,000,000**	**-**	**5,000,000**	**-**	**-**	**-**	**-**	**10,000,000**

III. Fund Summary

Fund Summary	Previous Years	FY 2022/23	FY 2023/24	FY 2024/25	FY 2025/26	FY 2026/27	Future	Total
393 2019 GO BONDS- NEIGHBORHOODS	5,000,000	-	-	-	-	-	-	5,000,000
FGO NEIGH FUTURE G.O. BONDS NEIGHBORHOOD	-	-	5,000,000	-	-	-	-	5,000,000
Total:	**5,000,000**	**-**	**5,000,000**	**-**	**-**	**-**	**-**	**10,000,000**

MIAMIBEACH

CITY OF MIAMI BEACH
FY 2023 - 2027 Capital Budget and 5-Year Capital Improvement Plan

I. General

INDIAN BEACH PARK SEAWALL **SEAWALLS**

Project Number:	28820
Department:	PW ENGINEERING
Location:	MIDDLE BEACH
Description:	Repair and reconstruction of a seawall.
Projected date range:	10/01/2015 to 12/31/2024

II. Cost Summary

Cost Summary	Previous Years	FY 2022/23	FY 2023/24	FY 2024/25	FY 2025/26	FY 2026/27	Future	Total
CONSTRUCTION	550,000	-	-	-	-	-	-	550,000
CONSTRUCTION MANAGEMENT	50,000	-	-	-	-	-	-	50,000
DESIGN AND ENGINEERING	115,000	-	-	-	-	-	-	115,000
Total:	**715,000**	**-**	**-**	**-**	**-**	**-**	**-**	**715,000**

III. Fund Summary

Fund Summary	Previous Years	FY 2022/23	FY 2023/24	FY 2024/25	FY 2025/26	FY 2026/27	Future	Total
389 SOUTH POINTE CAPITAL	715,000	-	-	-	-	-	-	715,000
Total:	**715,000**	**-**	**-**	**-**	**-**	**-**	**-**	**715,000**

MIAMIBEACH

CITY OF MIAMI BEACH
FY 2023 - 2027 Capital Budget and 5-Year Capital Improvement Plan

I. General

LENOX COURT & JEFFERSON AVE SEAWALL **SEAWALLS**

Project Number: 23618

Department: PW ENGINEERING

Location: SOUTH BEACH

Description: The seawalls located along Collins Canal at Jefferson Avenue and Lenox Court are City owned seawalls in the Palm View Neighborhood. The top elevation of these seawalls is at approximately 1.5 feet NAVD and during the King Tides, water from Collins Canal overtops the seawalls causing flooding to adjacent streets. It is the intent of the City to replace and elevate these two seawalls in this neighborhood to elevation 5.7 feet NAVD to prevent this from happening.

Projected date range: 09/13/2018 to 12/31/2022

II. Cost Summary

Cost Summary	Previous Years	FY 2022/23	FY 2023/24	FY 2024/25	FY 2025/26	FY 2026/27	Future	Total
CONSTRUCTION	300,000	-	-	-	-	-	-	300,000
Total:	**300,000**	**-**	**-**	**-**	**-**	**-**	**-**	**300,000**

III. Fund Summary

Fund Summary	Previous Years	FY 2022/23	FY 2023/24	FY 2024/25	FY 2025/26	FY 2026/27	Future	Total
389 SOUTH POINTE CAPITAL	300,000	-	-	-	-	-	-	300,000
Total:	**300,000**	**-**	**-**	**-**	**-**	**-**	**-**	**300,000**

MIAMIBEACH

CITY OF MIAMI BEACH
FY 2023 - 2027 Capital Budget and 5-Year Capital Improvement Plan

I. General

SEAWALL - HOLOCAUST MEMORIAL **SEAWALLS**

Project Number:	28740
Department:	PW ENGINEERING
Location:	SOUTH BEACH
Description:	This seawall is part of the Botanical Gardens Seawall project along the Collins Canal between Meridian Avenue and Convention Center Drive.
Projected date range:	10/01/2015 to 12/31/2024

II. Cost Summary

Cost Summary	Previous Years	FY 2022/23	FY 2023/24	FY 2024/25	FY 2025/26	FY 2026/27	Future	Total
CONSTRUCTION	100,000	-	-	-	-	-	-	100,000
Total:	**100,000**	**-**	**-**	**-**	**-**	**-**	**-**	**100,000**

III. Fund Summary

Fund Summary	Previous Years	FY 2022/23	FY 2023/24	FY 2024/25	FY 2025/26	FY 2026/27	Future	Total
389 SOUTH POINTE CAPITAL	100,000	-	-	-	-	-	-	100,000
Total:	**100,000**	**-**	**-**	**-**	**-**	**-**	**-**	**100,000**

MIAMIBEACH

CITY OF MIAMI BEACH
FY 2023 - 2027 Capital Budget and 5-Year Capital Improvement Plan

I. General

SEAWALL DADE BLVD - WASHINGTON AVE **SEAWALLS**

Project Number: 28780
Department: PW ENGINEERING
Location: SOUTH BEACH
Description: Seawall -Dade Boulevard- Collins Canal - Washington Ave.

Projected date range: 10/01/2015 to 12/31/2024

II. Cost Summary

Cost Summary	Previous Years	FY 2022/23	FY 2023/24	FY 2024/25	FY 2025/26	FY 2026/27	Future	Total
CONSTRUCTION	1,367,000	-	-	-	-	-	-	1,367,000
DESIGN AND ENGINEERING	258,000	-	-	-	-	-	-	258,000
Total:	**1,625,000**	**-**	**-**	**-**	**-**	**-**	**-**	**1,625,000**

III. Fund Summary

Fund Summary	Previous Years	FY 2022/23	FY 2023/24	FY 2024/25	FY 2025/26	FY 2026/27	Future	Total
389 SOUTH POINTE CAPITAL	1,625,000	-	-	-	-	-	-	1,625,000
Total:	**1,625,000**	**-**	**-**	**-**	**-**	**-**	**-**	**1,625,000**

MIAMIBEACH

CITY OF MIAMI BEACH
FY 2023 - 2027 Capital Budget and 5-Year Capital Improvement Plan

I. General

SEAWALL-BISCAYNE BAY ST END PH. II **SEAWALLS**

Project Number: 27170

Department: PW ENGINEERING

Location: SOUTH BEACH

Description: The Biscayne Bay Streetends Enhancement Phase II at 10th Street will provide drainage, streetend landscape and replacement and repair of seawalls along Biscayne Bay. This project will provide improvements to the stormwater system, minimize land based sediment run-off into Biscayne Bay Aquatic Preserve, and enhance public access to the water. This project includes outfall replacement and improvements. This project is part of a larger city-wide initiative to repair over 100 seawalls that are in disrepair. Additional funding to be provided by reallocation of funding from existing project West/Bay Neighborhood Shore in the amount of $198,918. No anticipated maintenance cost other than inspections. This project is FIND grant eligible. The funding request for the required 50% matching funds, which would provide for the successful completion of the project upon grant approval.

Projected date range: 10/01/2015 to 12/31/2024

II. Cost Summary

Cost Summary	Previous Years	FY 2022/23	FY 2023/24	FY 2024/25	FY 2025/26	FY 2026/27	Future	Total
CONSTRUCTION	1,674,355	-	-	-	-	-	-	1,674,355
CONSTRUCTION MANAGEMENT	8,005	-	-	-	-	-	-	8,005
CONTINGENCY	4,508	-	-	-	-	-	-	4,508
DESIGN AND ENGINEERING	7,190	-	-	-	-	-	-	7,190
Total:	**1,694,058**	**-**	**-**	**-**	**-**	**-**	**-**	**1,694,058**

III. Fund Summary

Fund Summary	Previous Years	FY 2022/23	FY 2023/24	FY 2024/25	FY 2025/26	FY 2026/27	Future	Total
302 PAY-AS-YOU-GO	185,714	-	-	-	-	-	-	185,714
427 STORMWATER ENTERPRISE FUND	1,508,344	-	-	-	-	-	-	1,508,344
Total:	**1,694,058**	**-**	**-**	**-**	**-**	**-**	**-**	**1,694,058**

MIAMIBEACH

CITY OF MIAMI BEACH
FY 2023 - 2027 Capital Budget and 5-Year Capital Improvement Plan

I. General

SEAWALL-BOTANICAL GARDEN **SEAWALLS**

Project Number:	27600
Department:	CAPITAL IMPROVEMENT PROGRAM
Location:	SOUTH BEACH
Description:	Phase 3: Improvements to the Collins Canal Corridor, to be designed as an extension of the Botanical Garden, to include: demolition of existing walks along canal, relocation of plantings, excavations, relocation of power lines, security rollup gates, site furnishings, and the replacement of approximately 312 linear feet of badly deteriorated seawall.
Projected date range:	10/01/2015 to 12/31/2022

II. Cost Summary

Cost Summary	Previous Years	FY 2022/23	FY 2023/24	FY 2024/25	FY 2025/26	FY 2026/27	Future	Total
CONSTRUCTION	947,176	-	-	-	-	-	-	947,176
CONSTRUCTION MANAGEMENT	193,768	-	-	-	-	-	-	193,768
CONSTRUCTION OTHER	(60,000)	-	-	-	-	-	-	(60,000)
CONTINGENCY	34,718	-	-	-	-	-	-	34,718
DESIGN AND ENGINEERING	93,000	-	-	-	-	-	-	93,000
Total:	**1,208,662**	**-**	**-**	**-**	**-**	**-**	**-**	**1,208,662**

III. Fund Summary

Fund Summary	Previous Years	FY 2022/23	FY 2023/24	FY 2024/25	FY 2025/26	FY 2026/27	Future	Total
365 CITY CENTER RDA CAP FUND	1,208,662	-	-	-	-	-	-	1,208,662
Total:	**1,208,662**	**-**	**-**	**-**	**-**	**-**	**-**	**1,208,662**

MIAMIBEACH

CITY OF MIAMI BEACH
FY 2023 - 2027 Capital Budget and 5-Year Capital Improvement Plan

I. General

SEAWALL-DICKENS AV SHORELINE **SEAWALLS**

Project Number: 20220

Department: PW ADMINISTRATION

Location: NORTH BEACH

Description: The Dickens Avenue Shoreline Project will stabilize and enhance an environmentally sensitive mangrove shoreline with a living seawall to prevent erosion; thus, providing the structural support necessary for the Park View Island Bike Path project. The Park View Island Bike Path project will serve as a linkage between 71st St, North Shore Youth Center, Biscayne Elementary School, and the Biscayne Pointe neighborhood. Additionally, introducing an access point along the unique mangrove shoreline may provide a public water access point to North Beach residents beyond the only existing access point at the Shane Water Sport Center.

Projected date range: 10/01/2015 to 09/30/2024

II. Cost Summary

Cost Summary	Previous Years	FY 2022/23	FY 2023/24	FY 2024/25	FY 2025/26	FY 2026/27	Future	Total
CONSTRUCTION	351,974	-	-	-	-	-	-	351,974
CONSTRUCTION MANAGEMENT	30,000	-	-	-	-	-	-	30,000
DESIGN AND ENGINEERING	3,420	-	-	-	-	-	-	3,420
EQUIPMENT	50,000	-	-	-	-	-	-	50,000
Total:	**435,394**	**-**	**-**	**-**	**-**	**-**	**-**	**435,394**

III. Fund Summary

Fund Summary	Previous Years	FY 2022/23	FY 2023/24	FY 2024/25	FY 2025/26	FY 2026/27	Future	Total
187 HALF CENT TRANS. SURTAX COUNTY	200,000	-	-	-	-	-	-	200,000
301 CAP. PROJ. NOT FINANCED BY BON	231,974	-	-	-	-	-	-	231,974
302 PAY-AS-YOU-GO	3,420	-	-	-	-	-	-	3,420
Total:	**435,394**	**-**	**-**	**-**	**-**	**-**	**-**	**435,394**

MIAMIBEACH

CITY OF MIAMI BEACH
FY 2023 - 2027 Capital Budget and 5-Year Capital Improvement Plan

I. General

SHANE WATERSPORT SEAWALL **SEAWALLS**

Project Number:	28300
Department:	CAPITAL IMPROVEMENT PROGRAM
Location:	NORTH BEACH
Description:	The Shane Watersports Seawall project will provide replacement and repair of the 390 feet of seawall along Indian Creek Waterway adjacent to the Shane Watersports Center. This project will provide improvements to the drainage within the wash-out area adjacent to the storage area and the concrete seawall to enhance public access to the water and support the use of the rowing center.
Projected date range:	10/01/2015 to 12/31/2022

II. Cost Summary

Cost Summary	Previous Years	FY 2022/23	FY 2023/24	FY 2024/25	FY 2025/26	FY 2026/27	Future	Total
CONSTRUCTION	650,000	-	-	-	-	-	-	650,000
CONSTRUCTION MANAGEMENT	29,000	-	-	-	-	-	-	29,000
DESIGN AND ENGINEERING	105,000	-	-	-	-	-	-	105,000
Total:	**784,000**	**-**	**-**	**-**	**-**	**-**	**-**	**784,000**

III. Fund Summary

Fund Summary	Previous Years	FY 2022/23	FY 2023/24	FY 2024/25	FY 2025/26	FY 2026/27	Future	Total
302 PAY-AS-YOU-GO	134,000	-	-	-	-	-	-	134,000
433 STORMWATER PROJECTS - MDC ILA	650,000	-	-	-	-	-	-	650,000
Total:	**784,000**	**-**	**-**	**-**	**-**	**-**	**-**	**784,000**

MIAMIBEACH

MIAMIBEACH

CITY OF MIAMI BEACH
FY 2023 - 2027 Capital Budget and 5-Year Capital Improvement Plan

I. General

17TH STREET NORTH IMPROVEMENTS **STREET / SIDEWALKS STREETSCAPE**

Project Number:	29320
Department:	CAPITAL IMPROVEMENT PROGRAM
Location:	SOUTH BEACH
Description:	Improvements to 17th Street from Pennsylvania Avenue to Washington Avenue. Work consists of landscaping and irrigation, pedestrian lighting and sidewalk replacement.
Projected date range:	10/01/2015 to 12/31/2023

II. Cost Summary

Cost Summary	Previous Years	FY 2022/23	FY 2023/24	FY 2024/25	FY 2025/26	FY 2026/27	Future	Total
CONSTRUCTION	1,672,250	-	-	-	-	-	-	1,672,250
CONSTRUCTION MANAGEMENT	35,343	-	-	-	-	-	-	35,343
DESIGN AND ENGINEERING	292,407	-	-	-	-	-	-	292,407
Total:	**2,000,000**	**-**	**-**	**-**	**-**	**-**	**-**	**2,000,000**

III. Fund Summary

Fund Summary	Previous Years	FY 2022/23	FY 2023/24	FY 2024/25	FY 2025/26	FY 2026/27	Future	Total
309 RDA SERIES 2015A	2,000,000	-	-	-	-	-	-	2,000,000
Total:	**2,000,000**	**-**	**-**	**-**	**-**	**-**	**-**	**2,000,000**

MIAMIBEACH

CITY OF MIAMI BEACH
FY 2023 - 2027 Capital Budget and 5-Year Capital Improvement Plan

I. General

1ST STREET-ALTON RD TO WASHINGTON **STREET / SIDEWALKS STREETSCAPE**

Project Number:	20587
Department:	PW ENGINEERING
Location:	SOUTH BEACH
Description:	The design and construction of a new stormwater pump station, new drainage lines and to reconstruct the roadway along 1st street between Alton Road and Washington Ave.
Projected date range:	05/12/2017 to 12/31/2025

II. Cost Summary

Cost Summary	Previous Years	FY 2022/23	FY 2023/24	FY 2024/25	FY 2025/26	FY 2026/27	Future	Total
CAPITAL MISCELLANEOUS	162,060	-	-	-	-	-	-	162,060
CONSTRUCTION	39,667,006	-	-	-	-	-	-	39,667,006
CONSTRUCTION MANAGEMENT	50,000	-	-	-	-	-	-	50,000
DESIGN AND ENGINEERING	6,991,675	-	-	-	-	-	-	6,991,675
Total:	**46,870,741**	**-**	**-**	**-**	**-**	**-**	**-**	**46,870,741**

III. Fund Summary

Fund Summary	Previous Years	FY 2022/23	FY 2023/24	FY 2024/25	FY 2025/26	FY 2026/27	Future	Total
112 RESILIENCY	19,224,594	-	-	-	-	-	-	19,224,594
379 SOUTH POINTE RDA	4,669,616	-	-	-	-	-	-	4,669,616
388 MDC CDT INTERLOCAL-CDT/RTX	70,931	-	-	-	-	-	-	70,931
389 SOUTH POINTE CAPITAL	5,446,274	-	-	-	-	-	-	5,446,274
429 2017 STORMWATER BONDS	17,459,326	-	-	-	-	-	-	17,459,326
Total:	**46,870,741**	**-**	**-**	**-**	**-**	**-**	**-**	**46,870,741**

MIAMIBEACH

CITY OF MIAMI BEACH
FY 2023 - 2027 Capital Budget and 5-Year Capital Improvement Plan

I. General

71ST STREET BUSINESS CORRIDOR LIGHT **STREET / SIDEWALKS STREETSCAPE**

Project Number:	65921
Department:	PROPERTY MANAGEMENT
Location:	NORTH BEACH
Description:	Permanent decorative lighting along portions of the 71st Street Business Corridor to create a safer and more vibrant commercial and retail oriented pedestrian promenade during evening hours.
Projected date range:	01/15/2021 to 12/31/2022

II. Cost Summary

Cost Summary	Previous Years	FY 2022/23	FY 2023/24	FY 2024/25	FY 2025/26	FY 2026/27	Future	Total
CONTRACTED SERVICES REPAIR	69,000	-	-	-	-	-	-	69,000
Total:	**69,000**	**-**	**-**	**-**	**-**	**-**	**-**	**69,000**

III. Fund Summary

Fund Summary	Previous Years	FY 2022/23	FY 2023/24	FY 2024/25	FY 2025/26	FY 2026/27	Future	Total
307 NB QUAL OF LIFE RESORT TAX 1%	69,000	-	-	-	-	-	-	69,000
Total:	**69,000**	**-**	**-**	**-**	**-**	**-**	**-**	**69,000**

MIAMIBEACH

CITY OF MIAMI BEACH
FY 2023 - 2027 Capital Budget and 5-Year Capital Improvement Plan

I. General

72ND STREET PROTECTED BIKE LANE **STREET / SIDEWALKS STREETSCAPE**

Project Number: 62617

Department: TRANSPORTATION

Location: NORTH BEACH

Description: Design and construction of protected/green bicycle lanes along 72nd Street from Dickens Avenue to the Beachwalk. This project connects various important landmarks in the North Shore Neighborhood, including North Shore Youth Center, Band Shell Park, and the Beachwalk. In addition, the project connects two existing bicycle facilities at Dickens Avenue and the Beachwalk. The project will be implemented as an interim project in advance of the North Shore Neighborhood Improvement Project.

Projected date range: 10/01/2015 to 12/31/2022

II. Cost Summary

Cost Summary	Previous Years	FY 2022/23	FY 2023/24	FY 2024/25	FY 2025/26	FY 2026/27	Future	Total
CONTRACTED SERVICES REPAIR	492,800	-	-	-	-	-	-	492,800
OTHER COSTS	3,000	-	-	-	-	-	-	3,000
OTHER OPERATING	18,200	-	-	-	-	-	-	18,200
PROFESSIONAL SERVICES	5,000	-	-	-	-	-	-	5,000
Total:	**519,000**	**-**	**-**	**-**	**-**	**-**	**-**	**519,000**

III. Fund Summary

Fund Summary	Previous Years	FY 2022/23	FY 2023/24	FY 2024/25	FY 2025/26	FY 2026/27	Future	Total
187 HALF CENT TRANS. SURTAX COUNTY	519,000	-	-	-	-	-	-	519,000
Total:	**519,000**	**-**	**-**	**-**	**-**	**-**	**-**	**519,000**

MIAMIBEACH

CITY OF MIAMI BEACH
FY 2023 - 2027 Capital Budget and 5-Year Capital Improvement Plan

I. General

ALLEYWAY RESTORATION PH III **STREET / SIDEWALKS STREETSCAPE**

Project Number: 29810
Department: PW ADMINISTRATION
Location: CITY WIDE
Description: Milling and paving of alleyways, sidewalk, driveway approaches to the alleys. Overall, alleyways have not been paved in the past thirty (30) years.
Projected date range: 10/01/2012 to 09/30/2023

II. Cost Summary

Cost Summary	Previous Years	FY 2022/23	FY 2023/24	FY 2024/25	FY 2025/26	FY 2026/27	Future	Total
CONSTRUCTION	471,363	-	-	-	-	-	-	471,363
CONTRACTED SERVICES REPAIR	60,000	-	-	-	-	-	-	60,000
DESIGN AND ENGINEERING	1,137	-	-	-	-	-	-	1,137
FUTURE	-	-	-	-	-	-	100,000	100,000
Total:	**532,500**	**-**	**-**	**-**	**-**	**-**	**100,000**	**632,500**

III. Fund Summary

Fund Summary	Previous Years	FY 2022/23	FY 2023/24	FY 2024/25	FY 2025/26	FY 2026/27	Future	Total
187 HALF CENT TRANS. SURTAX COUNTY	412,500	-	-	-	-	-	-	412,500
306 MB QUALITY OF LIFE RESO.TX 1%	60,000	-	-	-	-	-	-	60,000
307 NB QUAL OF LIFE RESORT TAX 1%	60,000	-	-	-	-	-	-	60,000
FUTURE	-	-	-	-	-	-	100,000	100,000
Total:	**532,500**	**-**	**-**	**-**	**-**	**-**	**100,000**	**632,500**

MIAMIBEACH

CITY OF MIAMI BEACH
FY 2023 - 2027 Capital Budget and 5-Year Capital Improvement Plan

I. General

BAYSHORE NEIGH. BID PACK A **STREET / SIDEWALKS STREETSCAPE**

Project Number: 22050

Department: CAPITAL IMPROVEMENT PROGRAM

Location: MIDDLE BEACH

Description: Package A - Central Bayshore - Neighborhood #8. The area includes 40th Street, Flamingo Drive, the Sheridan Avenue Multi-Family Neighborhood, and the Central Bayshore Community (single-family section). Scope includes street resurfacing, sidewalk repair, swale/planting strip restoration, Installation of curb and gutter, enhanced landscaping, drainage upgrades, streetlight upgrades, traffic calming, water main rehabilitation on Flamingo Dr., and improve on-street parking. A more recent request for additional scope by staff entails providing additional drainage improvements on Prairie Ave.

Projected date range: 10/01/2015 to 09/30/2024

II. Cost Summary

Cost Summary	Previous Years	FY 2022/23	FY 2023/24	FY 2024/25	FY 2025/26	FY 2026/27	Future	Total
CAPITAL MISCELLANEOUS	222,935	-	-	-	-	-	-	222,935
CONSTRUCTION	17,796,449	-	-	-	-	-	-	17,796,449
CONSTRUCTION MANAGEMENT	3,084,952	-	-	-	-	-	-	3,084,952
DESIGN AND ENGINEERING	2,879,002	-	-	-	-	-	-	2,879,002
PROGRAM MANAGEMENT	1,101,816	-	-	-	-	-	-	1,101,816
Total:	**25,085,154**	**-**	**-**	**-**	**-**	**-**	**-**	**25,085,154**

III. Fund Summary

Fund Summary	Previous Years	FY 2022/23	FY 2023/24	FY 2024/25	FY 2025/26	FY 2026/27	Future	Total
301 CAP. PROJ. NOT FINANCED BY BON	223,199	-	-	-	-	-	-	223,199
302 PAY-AS-YOU-GO	960,405	-	-	-	-	-	-	960,405
373 99 GO BONDS-NEIGHBORHOOD IMPRO	(200)	-	-	-	-	-	-	(200)
376 99 GO BONDS - NEIGHBORHOOD IMP	417,634	-	-	-	-	-	-	417,634
384 2003 GO BONDS - NEIGHBORHOODS	3,106,901	-	-	-	-	-	-	3,106,901
420 W&S GBL SERIES 2010 2009-27243	3,895,513	-	-	-	-	-	-	3,895,513
423 GULF BREEZE 2006	765,052	-	-	-	-	-	-	765,052
424 WATER & SEWER BONDS 2000S	2,893,609	-	-	-	-	-	-	2,893,609

MIAMIBEACH

CITY OF MIAMI BEACH
FY 2023 - 2027 Capital Budget and 5-Year Capital Improvement Plan

425 WATER AND SEWER ENTERPRISE FUN	50,770	-	-	-	-	-	-	50,770
428 STORMWATER BONDS 2000S	1,549,281	-	-	-	-	-	-	1,549,281
431 2011 STORMWATER BOND2011-27782	10,632,774	-	-	-	-	-	-	10,632,774
432 STORMWATER BONDS 2015	590,216	-	-	-	-	-	-	590,216
Total:	**25,085,154**	**-**	**-**	**-**	**-**	**-**	**-**	**25,085,154**

MIAMIBEACH

CITY OF MIAMI BEACH
FY 2023 - 2027 Capital Budget and 5-Year Capital Improvement Plan

I. General

BAYSHORE NEIGH. BID PACK D **STREET / SIDEWALKS STREETSCAPE**

Project Number: 23180

Department: CAPITAL IMPROVEMENT PROGRAM

Location: MIDDLE BEACH

Description: Scope includes aboveground and underground improvement such as new water main and service. new storm water drainage system including 2 pump stations (one for each Island), lining of the sanitary sewer system. and replacing all the sewer laterals,
reconstruction of the roadways including installation of Geo Textile. speed tables and speed humps. new conduits and conductors for existing decorative street lights, landscape and hardscape improvements. New landscape and Irrigation system for the park located in Sunset Island 4.

Projected date range: 10/01/2015 to 12/31/2022

II. Cost Summary

Cost Summary	Previous Years	FY 2022/23	FY 2023/24	FY 2024/25	FY 2025/26	FY 2026/27	Future	Total
CONSTRUCTION	12,009,140	-	-	-	-	-	-	12,009,140
CONSTRUCTION MANAGEMENT	1,385,477	-	-	-	-	-	-	1,385,477
DESIGN AND ENGINEERING	1,108,437	-	-	-	-	-	-	1,108,437
EQUIPMENT	1,200,000	-	-	-	-	-	-	1,200,000
PROGRAM MANAGEMENT	516,253	-	-	-	-	-	-	516,253
Total:	**16,219,307**	**-**	**-**	**-**	**-**	**-**	**-**	**16,219,307**

III. Fund Summary

Fund Summary	Previous Years	FY 2022/23	FY 2023/24	FY 2024/25	FY 2025/26	FY 2026/27	Future	Total
302 PAY-AS-YOU-GO	745,500	-	-	-	-	-	-	745,500
304 CAPITAL RESERVE	639,000	-	-	-	-	-	-	639,000
373 99 GO BONDS-NEIGHBORHOOD IMPRO	3,828	-	-	-	-	-	-	3,828
384 2003 GO BONDS - NEIGHBORHOODS	300,344	-	-	-	-	-	-	300,344
420 W&S GBL SERIES 2010 2009-27243	2,850,793	-	-	-	-	-	-	2,850,793
422 WATER AND SEWER IMPACT FEES	97,000	-	-	-	-	-	-	97,000
424 WATER & SEWER BONDS 2000S	777,897	-	-	-	-	-	-	777,897
425 WATER AND SEWER ENTERPRISE FUN	358,785	-	-	-	-	-	-	358,785

MIAMIBEACH

CITY OF MIAMI BEACH
FY 2023 - 2027 Capital Budget and 5-Year Capital Improvement Plan

428 STORMWATER BONDS 2000S	119,600	-	-	-	-	-	-	119,600
429 2017 STORMWATER BONDS	2,343,000	-	-	-	-	-	-	2,343,000
431 2011 STORMWATER BOND2011-27782	2,606,560	-	-	-	-	-	-	2,606,560
432 STORMWATER BONDS 2015	4,177,000	-	-	-	-	-	-	4,177,000
433 STORMWATER PROJECTS - MDC ILA	1,200,000	-	-	-	-	-	-	1,200,000
Total:	**16,219,307**	**-**	**-**	**-**	**-**	**-**	**-**	**16,219,307**

MIAMIBEACH

CITY OF MIAMI BEACH
FY 2023 - 2027 Capital Budget and 5-Year Capital Improvement Plan

I. General

BAYSHORE NEIGH. CENTRAL - SOUTH **STREET / SIDEWALKS STREETSCAPE**

Project Number: 28940

Department: CAPITAL IMPROVEMENT PROGRAM

Location: MIDDLE BEACH

Description: Construction of the portion extracted from the neighborhood no. 8 central Bayshore A. The work will include, but not be limited to, site preparation/ earthwork, roadway reconstruction, curbing, water main installation, and water service relocation; stormwater pump station, and storm drainage infrastructures installation. The project limits are bounded on the north south row line of 34th street/ on the east by the east row line of pine tree lane; south by Dade Boulevard; west by the Miami Beach golf course. Construct one new pump station on north Meridian Drive. This project was approved in Commission Meeting April 13, 2016 via Capital Budget Amendment # 4.

Projected date range: 04/13/2016 to 09/30/2023

II. Cost Summary

Cost Summary	Previous Years	FY 2022/23	FY 2023/24	FY 2024/25	FY 2025/26	FY 2026/27	Future	Total
CONSTRUCTION	18,553,115	-	-	-	-	-	-	18,553,115
CONSTRUCTION MANAGEMENT	1,145,707	-	-	-	-	-	-	1,145,707
DESIGN AND ENGINEERING	708,382	-	-	-	-	-	-	708,382
Total:	**20,407,204**	**-**	**-**	**-**	**-**	**-**	**-**	**20,407,204**

III. Fund Summary

Fund Summary	Previous Years	FY 2022/23	FY 2023/24	FY 2024/25	FY 2025/26	FY 2026/27	Future	Total
302 PAY-AS-YOU-GO	21,824	-	-	-	-	-	-	21,824
304 CAPITAL RESERVE	22,790	-	-	-	-	-	-	22,790
384 2003 GO BONDS - NEIGHBORHOODS	3,795,522	-	-	-	-	-	-	3,795,522
419 2017 WATER & SEWER BONDS	3,217,516	-	-	-	-	-	-	3,217,516
423 GULF BREEZE 2006	106,792	-	-	-	-	-	-	106,792
424 WATER & SEWER BONDS 2000S	1,715	-	-	-	-	-	-	1,715
425 WATER AND SEWER ENTERPRISE FUN	309,433	-	-	-	-	-	-	309,433
427 STORMWATER ENTERPRISE FUND	75,486	-	-	-	-	-	-	75,486
429 2017 STORMWATER BONDS	1,065,000	-	-	-	-	-	-	1,065,000
431 2011 STORMWATER BOND2011-27782	104,420	-	-	-	-	-	-	104,420

MIAMIBEACH

CITY OF MIAMI BEACH
FY 2023 - 2027 Capital Budget and 5-Year Capital Improvement Plan

432 STORMWATER BONDS 2015	11,686,706	-	-	-	-	-	-	11,686,706
Total:	**20,407,204**	**-**	**-**	**-**	**-**	**-**	**-**	**20,407,204**

MIAMIBEACH

CITY OF MIAMI BEACH
FY 2023 - 2027 Capital Budget and 5-Year Capital Improvement Plan

I. General

BONITA DRIVE STREET END IMPROVEMENT **STREET / SIDEWALKS STREETSCAPE**

Project Number:	28630
Department:	PW STREETS
Location:	NORTH BEACH
Description:	This project would upgrade the appearance of Bonita Drive focusing on the street ends. Project would include drainage and seawall improvements, pavement and sidewalk enhancements as well as beautification of both the north and south terminal ends of the street.
Projected date range:	10/01/2015 to 09/30/2024

II. Cost Summary

Cost Summary	Previous Years	FY 2022/23	FY 2023/24	FY 2024/25	FY 2025/26	FY 2026/27	Future	Total
CONSTRUCTION	100,000	-	-	-	-	-	-	100,000
DESIGN AND ENGINEERING	35,000	-	-	-	-	-	-	35,000
Total:	**135,000**	**-**	**-**	**-**	**-**	**-**	**-**	**135,000**

III. Fund Summary

Fund Summary	Previous Years	FY 2022/23	FY 2023/24	FY 2024/25	FY 2025/26	FY 2026/27	Future	Total
307 NB QUAL OF LIFE RESORT TAX 1%	135,000	-	-	-	-	-	-	135,000
Total:	**135,000**	**-**	**-**	**-**	**-**	**-**	**-**	**135,000**

MIAMIBEACH

CITY OF MIAMI BEACH
FY 2023 - 2027 Capital Budget and 5-Year Capital Improvement Plan

I. General

CITY CENTER COMMERCIAL DISTRICT BPB **STREET / SIDEWALKS STREETSCAPE**

Project Number: 23270

Department: CAPITAL IMPROVEMENT PROGRAM

Location: SOUTH BEACH

Description: The Project limits include, Drexel Avenue from Lincoln Lane (LL) to Lincoln Lane North (LLN), Pennsylvania Avenue from LLN to 17th Street, Euclid Avenue from LL to Lincoln Road Mall, Meridian Avenue from 16th to 17th, Jefferson Avenue from LL to 17th Street, Michigan Avenue from 16th to 17th Street, Lenox Avenue from 16th street to 17th Street, Lenox Ct., Lincoln Lane to 16th, Lincoln Lane from Drexel Avenue to Alton, LLN from Washington to Alton, Washington Avenue to Dade Boulevard, Convention Center Drive and 19th Street. The City Center Right of Way (ROW) BP9B Infrastructure Improvement Project is a $9.8 million infrastructure project which includes the restoration and enhancement of right-of-ways/streetscapes throughout City Center, including roadway, sidewalk, curb and gutter, landscape, streetscape irrigation, lighting, potable water, and storm drainage infrastructure as needed. This project is included in the City of Miami Beach Right of Way Infrastructure Improvement Program and the Public Works Citywide Water and Sewer Master Plan. All project permits have been issued. Portions of project have been completed using JOC contractors in order to accomodate other neighborhood projects. To accomodate the opening of the NWS project, portions of LLN and Pennsylvania Ave. have been completed. 17th Street is being considered as the next phase of the project to be initiated. The milestone dates represent the remainder of the larger neighorhood improvements.

Projected date range: 10/01/2015 to 09/30/2024

II. Cost Summary

Cost Summary	Previous Years	FY 2022/23	FY 2023/24	FY 2024/25	FY 2025/26	FY 2026/27	Future	Total
CONSTRUCTION	18,215,185	-	-	-	-	-	-	18,215,185
CONSTRUCTION CONVENTION CENTER	4,263,509	-	-	-	-	-	-	4,263,509
CONSTRUCTION MANAGEMENT	740,376	-	-	-	-	-	-	740,376
DESIGN AND ENGINEERING	2,263,536	-	-	-	-	-	-	2,263,536
OVERTIME	3,493	-	-	-	-	-	-	3,493
PROGRAM MANAGEMENT	323,427	-	-	-	-	-	-	323,427
FUTURE	-	-	-	-	-	-	54,787,421	54,787,421
Total:	**25,809,526**	**-**	**-**	**-**	**-**	**-**	**54,787,421**	**80,596,947**

III. Fund Summary

Fund Summary	Previous Years	FY 2022/23	FY 2023/24	FY 2024/25	FY 2025/26	FY 2026/27	Future	Total
365 CITY CENTER RDA CAP FUND	13,539,610	-	-	-	-	-	-	13,539,610
389 SOUTH POINTE CAPITAL	3,381,241	-	-	-	-	-	-	3,381,241

MIAMIBEACH

CITY OF MIAMI BEACH
FY 2023 - 2027 Capital Budget and 5-Year Capital Improvement Plan

428 STORMWATER BONDS 2000S	(28,330)	-	-	-	-	-	-	(28,330)
429 2017 STORMWATER BONDS	2,300,000	-	-	-	-	-	-	2,300,000
431 2011 STORMWATER BOND2011-27782	132,000	-	-	-	-	-	-	132,000
432 STORMWATER BONDS 2015	5,856,402	-	-	-	-	-	-	5,856,402
434 STORMWATER CAPITAL NOT BONDS	628,603	-	-	-	-	-	-	628,603
FUTURE	-	-	-	-	-	-	54,787,421	54,787,421
Total:	**25,809,526**	**-**	**-**	**-**	**-**	**-**	**54,787,421**	**80,596,947**

MIAMIBEACH

CITY OF MIAMI BEACH
FY 2023 - 2027 Capital Budget and 5-Year Capital Improvement Plan

I. General

CITY CENTER RESILIENCY ENHANCEMENTS **STREET / SIDEWALKS STREETSCAPE**

Project Number:	20197
Department:	ENVIRONMENT SUSTAINABILITY
Location:	SOUTH BEACH
Description:	This project will enhance the resiliency of the City Center District through landscaping with native vegetation, enhancement of tree canopy, and creation of creative place-making opportunities. This project includes enhancement of the pedestrian facility adjacent to Collins Canal.
Projected date range:	10/01/2016 to 09/30/2024

II. Cost Summary

Cost Summary	Previous Years	FY 2022/23	FY 2023/24	FY 2024/25	FY 2025/26	FY 2026/27	Future	Total
CONSTRUCTION	1,000,000	-	-	-	-	-	-	1,000,000
Total:	**1,000,000**	**-**	**-**	**-**	**-**	**-**	**-**	**1,000,000**

III. Fund Summary

Fund Summary	Previous Years	FY 2022/23	FY 2023/24	FY 2024/25	FY 2025/26	FY 2026/27	Future	Total
165 NON - TIF RDA FUND	1,000,000	-	-	-	-	-	-	1,000,000
Total:	**1,000,000**	**-**	**-**	**-**	**-**	**-**	**-**	**1,000,000**

MIAMIBEACH

CITY OF MIAMI BEACH
FY 2023 - 2027 Capital Budget and 5-Year Capital Improvement Plan

I. General

CITYWIDE CURB RAMP INSTALLATION **STREET / SIDEWALKS STREETSCAPE**

Project Number:	25650
Department:	PW STREETS
Location:	CITY WIDE
Description:	Installation and maintenance of curb ramp throughout the City resulting from Federal court settlement. This project is eligible for Miami Dade County ADA funding.
Projected date range:	10/01/2015 to 12/31/2022

II. Cost Summary

Cost Summary	Previous Years	FY 2022/23	FY 2023/24	FY 2024/25	FY 2025/26	FY 2026/27	Future	Total
CONSTRUCTION	112,560	-	-	-	-	-	-	112,560
Total:	**112,560**	**-**	**-**	**-**	**-**	**-**	**-**	**112,560**

III. Fund Summary

Fund Summary	Previous Years	FY 2022/23	FY 2023/24	FY 2024/25	FY 2025/26	FY 2026/27	Future	Total
187 HALF CENT TRANS. SURTAX COUNTY	80,560	-	-	-	-	-	-	80,560
365 CITY CENTER RDA CAP FUND	1,500	-	-	-	-	-	-	1,500
389 SOUTH POINTE CAPITAL	10,500	-	-	-	-	-	-	10,500
480 PARKING OPERATIONS FUND	20,000	-	-	-	-	-	-	20,000
Total:	**112,560**	**-**	**-**	**-**	**-**	**-**	**-**	**112,560**

MIAMIBEACH

CITY OF MIAMI BEACH
FY 2023 - 2027 Capital Budget and 5-Year Capital Improvement Plan

I. General

CITYWIDE STREET PAVEMENT **STREET / SIDEWALKS STREETSCAPE**

Project Number:	20078
Department:	PW ENGINEERING
Location:	CITYWIDE
Description:	Street pavement restoration (milling, resurfacing, striping/markings) in Citywide areas that are not going to be improved by the City's CIP Neighborhood Improvement Projects
Projected date range:	10/01/2025 to 12/31/2026

II. Cost Summary

Cost Summary	Previous Years	FY 2022/23	FY 2023/24	FY 2024/25	FY 2025/26	FY 2026/27	Future	Total
FUTURE	-	-	-	-	-	-	15,000,000	15,000,000
Total:	**-**	**-**	**-**	**-**	**-**	**-**	**15,000,000**	**15,000,000**

III. Fund Summary

Fund Summary	Previous Years	FY 2022/23	FY 2023/24	FY 2024/25	FY 2025/26	FY 2026/27	Future	Total
FUTURE	-	-	-	-	-	-	15,000,000	15,000,000
Total:	**-**	**-**	**-**	**-**	**-**	**-**	**15,000,000**	**15,000,000**

MIAMIBEACH

CITY OF MIAMI BEACH
FY 2023 - 2027 Capital Budget and 5-Year Capital Improvement Plan

I. General

COLLINS / HARDING ALLEY RESTORATION **STREET / SIDEWALKS STREETSCAPE**

Project Number:	60237
Department:	PW ENGINEERING
Location:	SOUTH BEACH
Description:	Reconstruction of alleyway to include appropriate parking on Florida Power and Light aasement and other appropriate locations, as well as lighting, landscaping and other amenities.
Projected date range:	10/01/2016 to 12/31/2022

II. Cost Summary

Cost Summary	Previous Years	FY 2022/23	FY 2023/24	FY 2024/25	FY 2025/26	FY 2026/27	Future	Total
RENOVATION	100,000	-	-	-	-	-	-	100,000
Total:	**100,000**	**-**	**-**	**-**	**-**	**-**	**-**	**100,000**

III. Fund Summary

Fund Summary	Previous Years	FY 2022/23	FY 2023/24	FY 2024/25	FY 2025/26	FY 2026/27	Future	Total
307 NB QUAL OF LIFE RESORT TAX 1%	100,000	-	-	-	-	-	-	100,000
Total:	**100,000**	**-**	**-**	**-**	**-**	**-**	**-**	**100,000**

MIAMIBEACH

CITY OF MIAMI BEACH
FY 2023 - 2027 Capital Budget and 5-Year Capital Improvement Plan

I. General

COLLINS PARK ANCILLARY IMPROVEMENTS **STREET / SIDEWALKS STREETSCAPE**

Project Number:	29530
Department:	CAPITAL IMPROVEMENT PROGRAM
Location:	SOUTH BEACH
Description:	Pedestrian and Right of Way enhancements north of 22 Street, along Park Avenue and Liberty Avenue to the Collins Canal; Park Avenue, between 22nd and 23rd Streets; and 23rd Street between Collins Canal and Collins Avenue. Project to be phased in coordination with the Collins Park Parking Garage Project, with Phase I portion to include improvements along Liberty Avenue, north of 23rd Street to Collins Canal.
Projected date range:	10/01/2015 to 09/30/2023

II. Cost Summary

Cost Summary	Previous Years	FY 2022/23	FY 2023/24	FY 2024/25	FY 2025/26	FY 2026/27	Future	Total
CONSTRUCTION	3,312,031	-	-	-	-	-	-	3,312,031
CONSTRUCTION MANAGEMENT	342,000	-	-	-	-	-	-	342,000
DESIGN AND ENGINEERING	345,969	-	-	-	-	-	-	345,969
Total:	**4,000,000**	**-**	**-**	**-**	**-**	**-**	**-**	**4,000,000**

III. Fund Summary

Fund Summary	Previous Years	FY 2022/23	FY 2023/24	FY 2024/25	FY 2025/26	FY 2026/27	Future	Total
365 CITY CENTER RDA CAP FUND	4,000,000	-	-	-	-	-	-	4,000,000
Total:	**4,000,000**	**-**	**-**	**-**	**-**	**-**	**-**	**4,000,000**

MIAMIBEACH

CITY OF MIAMI BEACH
FY 2023 - 2027 Capital Budget and 5-Year Capital Improvement Plan

I. General

CONVENTION CNTR LINCN RD CONNECTOR **STREET / SIDEWALKS STREETSCAPE**

Project Number: 29310

Department: CAPITAL IMPROVEMENT PROGRAM

Location: SOUTH BEACH

Description: Enhance the pedestrian experience from the Convention Center complex to Lincoln Road along Drexel Avenue, Pennsylvania Avenue and Meridian Avenue. Work to consist of new lighting, sidewalk reconstruction, street furnishings, landscaping, healthy tree fertilization systems, road reconstruction, cross walk enhancements.

Projected date range: 10/01/2015 to 09/30/2027

II. Cost Summary

Cost Summary	Previous Years	FY 2022/23	FY 2023/24	FY 2024/25	FY 2025/26	FY 2026/27	Future	Total
CONSTRUCTION	9,019,425	-	-	-	-	-	-	9,019,425
CONSTRUCTION MANAGEMENT	376,639	-	-	-	-	-	-	376,639
DESIGN AND ENGINEERING	2,403,936	-	-	-	-	-	-	2,403,936
FUTURE	-	-	-	-	-	-	3,468,000	3,468,000
Total:	**11,800,000**	**-**	**-**	**-**	**-**	**-**	**3,468,000**	**15,268,000**

III. Fund Summary

Fund Summary	Previous Years	FY 2022/23	FY 2023/24	FY 2024/25	FY 2025/26	FY 2026/27	Future	Total
112 RESILIENCY	1,800,000	-	-	-	-	-	-	1,800,000
309 RDA SERIES 2015A	10,000,000	-	-	-	-	-	-	10,000,000
FUTURE	-	-	-	-	-	-	3,468,000	3,468,000
Total:	**11,800,000**	**-**	**-**	**-**	**-**	**-**	**3,468,000**	**15,268,000**

MIAMIBEACH

CITY OF MIAMI BEACH
FY 2023 - 2027 Capital Budget and 5-Year Capital Improvement Plan

I. General

DADE BOULEVARD PEDESTRIAN PATHWAY **STREET / SIDEWALKS STREETSCAPE**

Project Number: 66420

Department: ENVIRONMENT SUSTAINABILITY

Location: SOUTH BEACH

Description: Planting of trees along the south side of Dade Boulevard from Alton road east to Meridian Ave. This would include planting of trees and watering for establishment, installation of irrigation system, installation of silvia cells to ensure large canopy trees can thrive, shifting and narrowing of sidewalk while maintaining ADA Compliance, and the addition of lighting.

Projected date range: 10/01/2019 to 12/31/2022

II. Cost Summary

Cost Summary	Previous Years	FY 2022/23	FY 2023/24	FY 2024/25	FY 2025/26	FY 2026/27	Future	Total
CONTRACTED SERVICES REPAIR	202,550	-	-	-	-	-	-	202,550
OTHER COSTS	22,450	-	-	-	-	-	-	22,450
Total:	**225,000**	**-**	**-**	**-**	**-**	**-**	**-**	**225,000**

III. Fund Summary

Fund Summary	Previous Years	FY 2022/23	FY 2023/24	FY 2024/25	FY 2025/26	FY 2026/27	Future	Total
305 SB QUALITY OF LIFE REST.TAX 1%	225,000	-	-	-	-	-	-	225,000
Total:	**225,000**	**-**	**-**	**-**	**-**	**-**	**-**	**225,000**

MIAMIBEACH

CITY OF MIAMI BEACH
FY 2023 - 2027 Capital Budget and 5-Year Capital Improvement Plan

I. General

FLAMINGO NEIGHBORHOOD **STREET / SIDEWALKS STREETSCAPE**

Project Number:	20422
Department:	PW ENGINEERING
Location:	SOUTH BEACH
Description:	The project will include drainage improvements, water and wastewater repair and replacement, above ground construction which includes lighting, landscaping and streetscape.
Projected date range:	10/01/2019 to 12/31/2027

II. Cost Summary

Cost Summary	Previous Years	FY 2022/23	FY 2023/24	FY 2024/25	FY 2025/26	FY 2026/27	Future	Total
DESIGN AND ENGINEERING	300,000	-	-	-	-	-	-	300,000
FUTURE	-	-	-	-	-	-	214,000,000	214,000,000
Total:	**300,000**	**-**	**-**	**-**	**-**	**-**	**214,000,000**	**214,300,000**

III. Fund Summary

Fund Summary	Previous Years	FY 2022/23	FY 2023/24	FY 2024/25	FY 2025/26	FY 2026/27	Future	Total
433 STORMWATER PROJECTS - MDC ILA	300,000	-	-	-	-	-	-	300,000
FUTURE	-	-	-	-	-	-	214,000,000	214,000,000
Total:	**300,000**	**-**	**-**	**-**	**-**	**-**	**214,000,000**	**214,300,000**

MIAMIBEACH

CITY OF MIAMI BEACH
FY 2023 - 2027 Capital Budget and 5-Year Capital Improvement Plan

I. General

GO#31: OCEAN DRIVE CORRIDOR **STREET / SIDEWALKS STREETSCAPE**

Project Number:	27319
Department:	CAPITAL IMPROVEMENT PROGRAM
Location:	SOUTH BEACH
Description:	Reconstruct Ocean Drive to create the flexibility to mitigate, limit and eliminate vehicular traffic with a full street redesign; remove existing sidewalks and curbs; raise asphalt roadways; convert roadways into decorative and ADA accessible paver or stone pathways; modify traffic signals; install a new drainage system and security bollards.
Projected date range:	02/13/2019 to 09/30/2026

II. Cost Summary

Cost Summary	Previous Years	FY 2022/23	FY 2023/24	FY 2024/25	FY 2025/26	FY 2026/27	Future	Total
CONSTRUCTION	1,578,300	-	18,000,000	-	-	-	-	19,578,300
DESIGN AND ENGINEERING	391,300	-	-	-	-	-	-	391,300
PROGRAM MANAGEMENT	30,400	-	-	-	-	-	-	30,400
Total:	**2,000,000**	**-**	**18,000,000**	**-**	**-**	**-**	**-**	**20,000,000**

III. Fund Summary

Fund Summary	Previous Years	FY 2022/23	FY 2023/24	FY 2024/25	FY 2025/26	FY 2026/27	Future	Total
393 2019 GO BONDS- NEIGHBORHOODS	2,000,000	-	-	-	-	-	-	2,000,000
FGO NEIGH FUTURE G.O. BONDS NEIGHBORHOOD	-	-	18,000,000	-	-	-	-	18,000,000
Total:	**2,000,000**	**-**	**18,000,000**	**-**	**-**	**-**	**-**	**20,000,000**

MIAMIBEACH

CITY OF MIAMI BEACH
FY 2023 - 2027 Capital Budget and 5-Year Capital Improvement Plan

I. General

GO#32: PALM & HIBISCUS LANDSCAPING **STREET / SIDEWALKS STREETSCAPE**

Project Number: 27419
Department: CAPITAL IMPROVEMENT PROGRAM
Location: SOUTH BEACH
Description: Beautify the islands with new landscaping installed to along Palm Avenue, Fountain Street and neighborhood medians.

NOTE: Project has been completed. Closeout in progress.

Projected date range: 02/13/2019 to 12/31/2022

II. Cost Summary

Cost Summary	Previous Years	FY 2022/23	FY 2023/24	FY 2024/25	FY 2025/26	FY 2026/27	Future	Total
CONSTRUCTION MANAGEMENT	65,000	-	-	-	-	-	-	65,000
CONTRACTED SERVICES REPAIR	860,000	-	-	-	-	-	-	860,000
PROFESSIONAL SERVICES	75,000	-	-	-	-	-	-	75,000
Total:	**1,000,000**	**-**	**-**	**-**	**-**	**-**	**-**	**1,000,000**

III. Fund Summary

Fund Summary	Previous Years	FY 2022/23	FY 2023/24	FY 2024/25	FY 2025/26	FY 2026/27	Future	Total
393 2019 GO BONDS- NEIGHBORHOODS	1,000,000	-	-	-	-	-	-	1,000,000
Total:	**1,000,000**	**-**	**-**	**-**	**-**	**-**	**-**	**1,000,000**

MIAMIBEACH

CITY OF MIAMI BEACH
FY 2023 - 2027 Capital Budget and 5-Year Capital Improvement Plan

I. General

GO#33: STREET TREE MASTER PLAN **STREET / SIDEWALKS STREETSCAPE**

Project Number:	68219
Department:	ENVIRONMENT SUSTAINABILITY
Location:	CITYWIDE
Description:	Plant up to 5,000 trees citywide, increasing overall shaded tree canopy coverage as part of the city's Street Tree Master Plan.
Projected date range:	02/13/2019 to 12/31/2023

II. Cost Summary

Cost Summary	Previous Years	FY 2022/23	FY 2023/24	FY 2024/25	FY 2025/26	FY 2026/27	Future	Total
CONTRACTED SERVICES REPAIR	2,582,000	-	2,380,000	-	-	-	-	4,962,000
PROGRAM MANAGEMENT	38,000	-	-	-	-	-	-	38,000
Total:	**2,620,000**	**-**	**2,380,000**	**-**	**-**	**-**	**-**	**5,000,000**

III. Fund Summary

Fund Summary	Previous Years	FY 2022/23	FY 2023/24	FY 2024/25	FY 2025/26	FY 2026/27	Future	Total
393 2019 GO BONDS- NEIGHBORHOODS	2,620,000	-	-	-	-	-	-	2,620,000
FGO NEIGH FUTURE G.O. BONDS NEIGHBORHOOD	-	-	2,380,000	-	-	-	-	2,380,000
Total:	**2,620,000**	**-**	**2,380,000**	**-**	**-**	**-**	**-**	**5,000,000**

MIAMIBEACH

CITY OF MIAMI BEACH
FY 2023 - 2027 Capital Budget and 5-Year Capital Improvement Plan

I. General

GO#34: ABOVE GROUND IMPROVEMENTS **STREET / SIDEWALKS STREETSCAPE**

Project Number:	27519
Department:	PW ADMINISTRATION
Location:	CITYWIDE
Description:	Enhance aesthetics in neighborhoods citywide, including blue and green infrastructure, street lighting, shaded tree canopies and other landscaping elements.
Projected date range:	02/13/2019 to 12/31/2027

II. Cost Summary

Cost Summary	Previous Years	FY 2022/23	FY 2023/24	FY 2024/25	FY 2025/26	FY 2026/27	Future	Total
CONSTRUCTION	-	-	23,000,000	-	-	-	-	23,000,000
FUTURE	-	-	-	-	-	-	20,000,000	20,000,000
Total:	**-**	**-**	**23,000,000**	**-**	**-**	**-**	**20,000,000**	**43,000,000**

III. Fund Summary

Fund Summary	Previous Years	FY 2022/23	FY 2023/24	FY 2024/25	FY 2025/26	FY 2026/27	Future	Total
FGO NEIGH FUTURE G.O. BONDS NEIGHBORHOOD	-	-	23,000,000	-	-	-	-	23,000,000
FUTURE	-	-	-	-	-	-	20,000,000	20,000,000
Total:	**-**	**-**	**23,000,000**	**-**	**-**	**-**	**20,000,000**	**43,000,000**

MIAMIBEACH

CITY OF MIAMI BEACH
FY 2023 - 2027 Capital Budget and 5-Year Capital Improvement Plan

I. General

GO#35: FLAMINGO PARK NEIGHBORHOOD **STREET / SIDEWALKS STREETSCAPE**

Project Number: 27619
Department: PW ADMINISTRATION
Location: SOUTH BEACH
Description: Beautify the Flamingo Park neighborhood with new street lighting, upgraded landscaping, and a shady tree canopy.
Projected date range: 02/13/2019 to 12/31/2027

II. Cost Summary

Cost Summary	Previous Years	FY 2022/23	FY 2023/24	FY 2024/25	FY 2025/26	FY 2026/27	Future	Total
FUTURE	-	-	-	-	-	-	20,000,000	20,000,000
Total:	**-**	**-**	**-**	**-**	**-**	**-**	**20,000,000**	**20,000,000**

III. Fund Summary

Fund Summary	Previous Years	FY 2022/23	FY 2023/24	FY 2024/25	FY 2025/26	FY 2026/27	Future	Total
FUTURE	-	-	-	-	-	-	20,000,000	20,000,000
Total:	**-**	**-**	**-**	**-**	**-**	**-**	**20,000,000**	**20,000,000**

MIAMIBEACH

CITY OF MIAMI BEACH
FY 2023 - 2027 Capital Budget and 5-Year Capital Improvement Plan

I. General

GO#36: WASHINGTON AVE. CORRIDOR **STREET / SIDEWALKS STREETSCAPE**

Project Number: 27719

Department: ECONOMIC DEVELOPMENT

Location: SOUTH BEACH

Description: Revitalize the Washington Avenue corridor by working to upgrade landscapes and streetscapes in the Business Improvement District; increase pedestrian friendliness with aesthetic enhancements, creative placemaking and open space for community programming.

Projected date range: 02/13/2019 to 09/30/2025

II. Cost Summary

Cost Summary	Previous Years	FY 2022/23	FY 2023/24	FY 2024/25	FY 2025/26	FY 2026/27	Future	Total
CONSTRUCTION	774,100	-	9,000,000	-	-	-	-	9,774,100
DESIGN AND ENGINEERING	210,700	-	-	-	-	-	-	210,700
PROGRAM MANAGEMENT	15,200	-	-	-	-	-	-	15,200
Total:	**1,000,000**	**-**	**9,000,000**	**-**	**-**	**-**	**-**	**10,000,000**

III. Fund Summary

Fund Summary	Previous Years	FY 2022/23	FY 2023/24	FY 2024/25	FY 2025/26	FY 2026/27	Future	Total
393 2019 GO BONDS- NEIGHBORHOODS	1,000,000	-	-	-	-	-	-	1,000,000
FGO NEIGH FUTURE G.O. BONDS NEIGHBORHOOD	-	-	9,000,000	-	-	-	-	9,000,000
Total:	**1,000,000**	**-**	**9,000,000**	**-**	**-**	**-**	**-**	**10,000,000**

MIAMIBEACH

CITY OF MIAMI BEACH
FY 2023 - 2027 Capital Budget and 5-Year Capital Improvement Plan

I. General

GO#37: SIDEWALK IMPROVEMENTS **STREET / SIDEWALKS STREETSCAPE**

Project Number:	24619
Department:	PW ADMINISTRATION
Location:	CITYWIDE
Description:	Renovate 25% of the city's sidewalks by replacing cracked and faulty sidewalk surfaces in areas citywide.
Projected date range:	04/18/2019 to 12/31/2028

II. Cost Summary

Cost Summary	Previous Years	FY 2022/23	FY 2023/24	FY 2024/25	FY 2025/26	FY 2026/27	Future	Total
CONSTRUCTION	4,478,752	-	4,480,318	-	-	-	-	8,959,070
CONSTRUCTION MANAGEMENT	10,000	-	-	-	-	-	-	10,000
CONTRACTED SERVICES REPAIR	75,700	-	-	-	-	-	-	75,700
PROGRAM MANAGEMENT	55,230	-	-	-	-	-	-	55,230
FUTURE	-	-	-	-	-	-	3,900,000	3,900,000
Total:	**4,619,682**	**-**	**4,480,318**	**-**	**-**	**-**	**3,900,000**	**13,000,000**

III. Fund Summary

Fund Summary	Previous Years	FY 2022/23	FY 2023/24	FY 2024/25	FY 2025/26	FY 2026/27	Future	Total
393 2019 GO BONDS- NEIGHBORHOODS	4,619,682	-	-	-	-	-	-	4,619,682
FGO NEIGH FUTURE G.O. BONDS NEIGHBORHOOD	-	-	4,480,318	-	-	-	-	4,480,318
FUTURE	-	-	-	-	-	-	3,900,000	3,900,000
Total:	**4,619,682**	**-**	**4,480,318**	**-**	**-**	**-**	**3,900,000**	**13,000,000**

MIAMIBEACH

CITY OF MIAMI BEACH
FY 2023 - 2027 Capital Budget and 5-Year Capital Improvement Plan

I. General

GO#38: STREET PAVEMENT **STREET / SIDEWALKS STREETSCAPE**

Project Number: 27819

Department: PW ADMINISTRATION

Location: CITYWIDE

Description: Improve citywide roadway conditions by re-paving and applying pavement preservation strategies to cracked and deteriorated streets that have been identified to have a below marginal Pavement Condition Index ratings.

Projected date range: 02/13/2019 to 09/30/2028

II. Cost Summary

Cost Summary	Previous Years	FY 2022/23	FY 2023/24	FY 2024/25	FY 2025/26	FY 2026/27	Future	Total
CONSTRUCTION	5,661,650	-	12,100,000	-	-	-	-	17,761,650
CONSTRUCTION MANAGEMENT	20,000	-	-	-	-	-	-	20,000
PROGRAM MANAGEMENT	118,350	-	-	-	-	-	-	118,350
FUTURE	-	-	-	-	-	-	12,100,000	12,100,000
Total:	**5,800,000**	**-**	**12,100,000**	**-**	**-**	**-**	**12,100,000**	**30,000,000**

III. Fund Summary

Fund Summary	Previous Years	FY 2022/23	FY 2023/24	FY 2024/25	FY 2025/26	FY 2026/27	Future	Total
393 2019 GO BONDS- NEIGHBORHOODS	5,800,000	-	-	-	-	-	-	5,800,000
FGO NEIGH FUTURE G.O. BONDS NEIGHBORHOOD	-	-	12,100,000	-	-	-	-	12,100,000
FUTURE	-	-	-	-	-	-	12,100,000	12,100,000
Total:	**5,800,000**	**-**	**12,100,000**	**-**	**-**	**-**	**12,100,000**	**30,000,000**

MIAMIBEACH

CITY OF MIAMI BEACH
FY 2023 - 2027 Capital Budget and 5-Year Capital Improvement Plan

I. General

GO#40: 41 ST. CORRIDOR **STREET / SIDEWALKS STREETSCAPE**

Project Number: 28019

Department: ECONOMIC DEVELOPMENT

Location: MIDDLE BEACH

Description: Revitalize the 41st Street corridor with streetscape and infrastructure improvements such as new high-tech street lighting, landscaping, an expanded tree canopy, sidewalks, crosswalks, street furnishings, and reprogrammed on-street parking to enhance public safety, aesthetics, comfortability, and walkability for pedestrians.

Projected date range: 02/13/2019 to 09/30/2025

II. Cost Summary

Cost Summary	Previous Years	FY 2022/23	FY 2023/24	FY 2024/25	FY 2025/26	FY 2026/27	Future	Total
CONSTRUCTION	331,799	-	12,919,682	-	-	-	-	13,251,479
CONSTRUCTION MANAGEMENT	211,424	-	-	-	-	-	-	211,424
DESIGN AND ENGINEERING	1,514,297	-	-	-	-	-	-	1,514,297
PROGRAM MANAGEMENT	22,800	-	-	-	-	-	-	22,800
Total:	**2,080,318**	**-**	**12,919,682**	**-**	**-**	**-**	**-**	**15,000,000**

III. Fund Summary

Fund Summary	Previous Years	FY 2022/23	FY 2023/24	FY 2024/25	FY 2025/26	FY 2026/27	Future	Total
393 2019 GO BONDS- NEIGHBORHOODS	2,080,318	-	-	-	-	-	-	2,080,318
FGO NEIGH FUTURE G.O. BONDS NEIGHBORHOOD	-	-	12,919,682	-	-	-	-	12,919,682
Total:	**2,080,318**	**-**	**12,919,682**	**-**	**-**	**-**	**-**	**15,000,000**

MIAMIBEACH

CITY OF MIAMI BEACH
FY 2023 - 2027 Capital Budget and 5-Year Capital Improvement Plan

I. General

GO#41: LA GORCE NEIGHBORHOOD **STREET / SIDEWALKS STREETSCAPE**

Project Number:	28119
Department:	PW ADMINISTRATION
Location:	MIDDLE BEACH
Description:	Beautify the La Gorce neighborhood with new street lighting, upgraded landscaping, and a shady tree canopy.
Projected date range:	02/13/2019 to 09/30/2027

II. Cost Summary

Cost Summary	Previous Years	FY 2022/23	FY 2023/24	FY 2024/25	FY 2025/26	FY 2026/27	Future	Total
FUTURE	-	-	-	-	-	-	14,000,000	14,000,000
Total:	**-**	**-**	**-**	**-**	**-**	**-**	**14,000,000**	**14,000,000**

III. Fund Summary

Fund Summary	Previous Years	FY 2022/23	FY 2023/24	FY 2024/25	FY 2025/26	FY 2026/27	Future	Total
FUTURE	-	-	-	-	-	-	14,000,000	14,000,000
Total:	**-**	**-**	**-**	**-**	**-**	**-**	**14,000,000**	**14,000,000**

MIAMIBEACH

CITY OF MIAMI BEACH
FY 2023 - 2027 Capital Budget and 5-Year Capital Improvement Plan

I. General

GO#44: NORTH SHORE NEIGHBORHOOD **STREET / SIDEWALKS STREETSCAPE**

Project Number:	28219
Department:	PW ADMINISTRATION
Location:	NORTH BEACH
Description:	Beautify the North Shore neighborhood with new street lighting, upgraded landscaping, and a shady tree canopy.
Projected date range:	02/13/2019 to 12/31/2027

II. Cost Summary

Cost Summary	Previous Years	FY 2022/23	FY 2023/24	FY 2024/25	FY 2025/26	FY 2026/27	Future	Total
FUTURE	-	-	-	-	-	-	8,000,000	8,000,000
Total:	**-**	**-**	**-**	**-**	**-**	**-**	**8,000,000**	**8,000,000**

III. Fund Summary

Fund Summary	Previous Years	FY 2022/23	FY 2023/24	FY 2024/25	FY 2025/26	FY 2026/27	Future	Total
FUTURE	-	-	-	-	-	-	8,000,000	8,000,000
Total:	**-**	**-**	**-**	**-**	**-**	**-**	**8,000,000**	**8,000,000**

MIAMIBEACH

CITY OF MIAMI BEACH
FY 2023 - 2027 Capital Budget and 5-Year Capital Improvement Plan

I. General

GO#53: SECURITY FOR PUBLIC SPACES **STREET / SIDEWALKS STREETSCAPE**

Project Number: 28719

Department: PW ADMINISTRATION

Location: CITYWIDE

Description: Install hostile vehicle barriers and decorative bollards (both stationary and mobile) to Entertainment District areas with frequent event activity and heavy foot traffic. Provide storage for housing portable bollards for use when crowd control is not needed.

Projected date range: 10/01/2018 to 09/30/2023

II. Cost Summary

Cost Summary	Previous Years	FY 2022/23	FY 2023/24	FY 2024/25	FY 2025/26	FY 2026/27	Future	Total
CONSTRUCTION	2,350,000	-	-	-	-	-	-	2,350,000
CONSTRUCTION MANAGEMENT	4,500	-	-	-	-	-	-	4,500
EQUIPMENT	(369,396)	(84)	2,350,000	-	-	-	-	1,980,520
PROGRAM MANAGEMENT	14,896	-	-	-	-	-	-	14,896
Total:	**2,000,000**	**(84)**	**2,350,000**	**-**	**-**	**-**	**-**	**4,349,916**

III. Fund Summary

Fund Summary	Previous Years	FY 2022/23	FY 2023/24	FY 2024/25	FY 2025/26	FY 2026/27	Future	Total
392 2019 GO BONDS - PUBLIC SAFETY	2,000,000	(84)	-	-	-	-	-	1,999,916
FGO P.SAFE FUTURE GO BONDS PUBLIC SAFETY	-	-	2,350,000	-	-	-	-	2,350,000
Total:	**2,000,000**	**(84)**	**2,350,000**	**-**	**-**	**-**	**-**	**4,349,916**

MIAMIBEACH

CITY OF MIAMI BEACH
FY 2023 - 2027 Capital Budget and 5-Year Capital Improvement Plan

I. General

INDIAN CREEK LANDSCAPE & IRRIGATION **STREET / SIDEWALKS STREETSCAPE**

Project Number: 64119

Department: PW GREENSPACE MANAGEMENT

Location: MIDDLE BEACH

Description: The City is currently installing a much needed seawall along the western side of Indian Creek Drive, from approximately 24th Street, north to 41st Street. The seawall, which abuts Indian Creek, also features a raised planting area for the creation of a 'greenway' which is intended to serve as landscape beautification of the Indian Creek Dr. corridor/neighborhood, a traffic buffer (visual and sound) for the residents on the western side of the waterway, and a north-south pedestrian trail. Additionally, the landscaping will soften the stark utilitarian appearance of the concrete seawall on both the road and water sides. The 17 continuous blocks of vegetation, irrigation, and hardscape will be designed by a landscape architect with the intent of tying the whole thing into one cohesive design by using resilient native and Florida Friendly, salt-tolerant species which are better suited the effects of climate change and sea-level rise. Furthermore, a robust and well-planned landscape planting in this corridor will also restore and contribute to an increase in the City's overall urban tree canopy. The residents in this neighborhood are anxious for the restoration and enhancement of this greenspace into an attractive, safe, and enjoyable area for all.

Projected date range: 10/01/2018 to 09/30/2023

II. Cost Summary

Cost Summary	Previous Years	FY 2022/23	FY 2023/24	FY 2024/25	FY 2025/26	FY 2026/27	Future	Total
CONTRACTED SERVICES REPAIR	945,000	1,227,000	-	-	-	-	-	2,172,000
OTHER COSTS	7,000	-	-	-	-	-	-	7,000
PROFESSIONAL SERVICES	248,000	-	-	-	-	-	-	248,000
Total:	**1,200,000**	**1,227,000**	**-**	**-**	**-**	**-**	**-**	**2,427,000**

III. Fund Summary

Fund Summary	Previous Years	FY 2022/23	FY 2023/24	FY 2024/25	FY 2025/26	FY 2026/27	Future	Total
302 PAY-AS-YOU-GO	836,500	-	-	-	-	-	-	836,500
306 MB QUALITY OF LIFE RESO.TX 1%	363,500	1,227,000	-	-	-	-	-	1,590,500
Total:	**1,200,000**	**1,227,000**	**-**	**-**	**-**	**-**	**-**	**2,427,000**

MIAMIBEACH

CITY OF MIAMI BEACH
FY 2023 - 2027 Capital Budget and 5-Year Capital Improvement Plan

I. General

LA GORCE NEIGHBORHOOD IMPROVEMENTS **STREET / SIDEWALKS STREETSCAPE**

Project Number: 23240

Department: PW ENGINEERING

Location: MIDDLE BEACH

Description: The scope consists of area-wide street improvements including street resurfacing; swale restoration; repair of sidewalks; targeted street lighting upgrades to correct deficiencies; enhanced landscaping within the street Right of Way; water main replacement and targeted stormwater improvements. The Public Works Department has completed sidewalk repairs and streetlight improvements in the neighborhood in advance of the project.

Projected date range: 10/01/2015 to 12/31/2027

II. Cost Summary

Cost Summary	Previous Years	FY 2022/23	FY 2023/24	FY 2024/25	FY 2025/26	FY 2026/27	Future	Total
CAPITAL MISCELLANEOUS	365	-	-	-	-	-	-	365
CONSTRUCTION	761,868	-	-	-	-	-	-	761,868
CONSTRUCTION MANAGEMENT	377,464	-	-	-	-	-	-	377,464
DESIGN AND ENGINEERING	1,000,909	-	-	-	-	-	-	1,000,909
OTHER OPERATING	969	-	-	-	-	-	-	969
PROGRAM MANAGEMENT	125,565	-	-	-	-	-	-	125,565
FUTURE	-	-	-	-	-	-	80,000,000	80,000,000
Total:	**2,267,140**	**-**	**-**	**-**	**-**	**-**	**80,000,000**	**82,267,140**

III. Fund Summary

Fund Summary	Previous Years	FY 2022/23	FY 2023/24	FY 2024/25	FY 2025/26	FY 2026/27	Future	Total
302 PAY-AS-YOU-GO	219,000	-	-	-	-	-	-	219,000
373 99 GO BONDS-NEIGHBORHOOD IMPRO	64,203	-	-	-	-	-	-	64,203
376 99 GO BONDS - NEIGHBORHOOD IMP	61	-	-	-	-	-	-	61
384 2003 GO BONDS - NEIGHBORHOODS	372,930	-	-	-	-	-	-	372,930
419 2017 WATER & SEWER BONDS	297,347	-	-	-	-	-	-	297,347
423 GULF BREEZE 2006	56,000	-	-	-	-	-	-	56,000

MIAMIBEACH

CITY OF MIAMI BEACH
FY 2023 - 2027 Capital Budget and 5-Year Capital Improvement Plan

424 WATER & SEWER BONDS 2000S	524,662	-	-	-	-	-	-	524,662
428 STORMWATER BONDS 2000S	730,898	-	-	-	-	-	-	730,898
431 2011 STORMWATER BOND2011-27782	2,039	-	-	-	-	-	-	2,039
FUTURE	-	-	-	-	-	-	80,000,000	80,000,000
Total:	**2,267,140**	**-**	**-**	**-**	**-**	**-**	**80,000,000**	**82,267,140**

MIAMIBEACH

CITY OF MIAMI BEACH
FY 2023 - 2027 Capital Budget and 5-Year Capital Improvement Plan

I. General

LINCOLN RD LENOX-COLLINS W/SIDE ST. **STREET / SIDEWALKS STREETSCAPE**

Project Number: 29300

Department: CAPITAL IMPROVEMENT PROGRAM

Location: SOUTH BEACH

Description: Refurbishment of Lincoln Road pedestrian mall from Washington Avenue to Lenox Avenue. Work to consist of new lighting, refurbishing pedestrian surfaces, street furnishings, healthy tree fertilization systems, milling and resurfacing pavement surfaces, and cross walk enhancements. Utility main replacement. Per FY19 budget process, the name of the project was updated to Lincoln Road Lenox to Collins with Side Streets from Lincoln Rd Washington Ave to Lenox.

Projected date range: 10/01/2015 to 09/30/2027

II. Cost Summary

Cost Summary	Previous Years	FY 2022/23	FY 2023/24	FY 2024/25	FY 2025/26	FY 2026/27	Future	Total
ARCHITECT AND ENGINEERING	1,390,500	-	-	-	-	-	-	1,390,500
ART IN PUBLIC PLACES	77,873	-	-	-	-	-	-	77,873
CONSTRUCTION	31,528,568	-	-	-	-	-	-	31,528,568
CONSTRUCTION MANAGEMENT	1,918,495	-	-	-	-	-	-	1,918,495
DESIGN AND ENGINEERING	5,084,564	-	-	-	-	-	-	5,084,564
Total:	**40,000,000**	**-**	**-**	**-**	**-**	**-**	**-**	**40,000,000**

III. Fund Summary

Fund Summary	Previous Years	FY 2022/23	FY 2023/24	FY 2024/25	FY 2025/26	FY 2026/27	Future	Total
164 RDA CITY CENTER RENEWAL & REPL	20,000,000	-	-	-	-	-	-	20,000,000
365 CITY CENTER RDA CAP FUND	20,000,000	-	-	-	-	-	-	20,000,000
Total:	**40,000,000**	**-**	**-**	**-**	**-**	**-**	**-**	**40,000,000**

MIAMIBEACH

CITY OF MIAMI BEACH
FY 2023 - 2027 Capital Budget and 5-Year Capital Improvement Plan

I. General

LINCOLN RD MALL ADA PEDESTRIAN **STREET / SIDEWALKS STREETSCAPE**

Project Number:	29880
Department:	PROPERTY MANAGEMENT
Location:	SOUTH BEACH
Description:	Construct smooth pedestrian ADA accessible pathway along the newly constructed portion of Lincoln Road Mall between Allton Road and Lenox Avenue.
Projected date range:	10/01/2015 to 12/31/2022

II. Cost Summary

Cost Summary	Previous Years	FY 2022/23	FY 2023/24	FY 2024/25	FY 2025/26	FY 2026/27	Future	Total
CONSTRUCTION	70,000	-	-	-	-	-	-	70,000
CONSTRUCTION MANAGEMENT	4,550	-	-	-	-	-	-	4,550
CONTINGENCY	7,000	-	-	-	-	-	-	7,000
DESIGN AND ENGINEERING	5,950	-	-	-	-	-	-	5,950
Total:	**87,500**	**-**	**-**	**-**	**-**	**-**	**-**	**87,500**

III. Fund Summary

Fund Summary	Previous Years	FY 2022/23	FY 2023/24	FY 2024/25	FY 2025/26	FY 2026/27	Future	Total
365 CITY CENTER RDA CAP FUND	87,500	-	-	-	-	-	-	87,500
Total:	**87,500**	**-**	**-**	**-**	**-**	**-**	**-**	**87,500**

MIAMIBEACH

CITY OF MIAMI BEACH
FY 2023 - 2027 Capital Budget and 5-Year Capital Improvement Plan

I. General

MERIDIAN AVE SHARED USE PATH **STREET / SIDEWALKS STREETSCAPE**

Project Number: 27910

Department: TRANSPORTATION

Location: MIDDLE BEACH

Description: This project was endorsed as part of the Adopted 2016 Miami Beach Transportation Master Plan. Design and construction of a shared-use path on Meridian Avenue between Dade Boulevard and 28th Street adjacent to the Miami Beach Golf Course and along 28th Street between Meridian Avenue and Prairie Avenue. Once completed, the project will connect the Meridian Avenue Protected Bike Lanes to the green bike lanes along Prairie Avenue.

Projected date range: 10/01/2015 to 09/30/2024

II. Cost Summary

Cost Summary	Previous Years	FY 2022/23	FY 2023/24	FY 2024/25	FY 2025/26	FY 2026/27	Future	Total
CAPITAL MISCELLANEOUS	26,000	-	-	-	-	-	-	26,000
CONSTRUCTION	1,008,000	-	-	-	-	-	-	1,008,000
Total:	**1,034,000**	**-**	**-**	**-**	**-**	**-**	**-**	**1,034,000**

III. Fund Summary

Fund Summary	Previous Years	FY 2022/23	FY 2023/24	FY 2024/25	FY 2025/26	FY 2026/27	Future	Total
158 CONCURRENCY MITIGATION FUND	756,000	-	-	-	-	-	-	756,000
187 HALF CENT TRANS. SURTAX COUNTY	278,000	-	-	-	-	-	-	278,000
Total:	**1,034,000**	**-**	**-**	**-**	**-**	**-**	**-**	**1,034,000**

MIAMIBEACH

CITY OF MIAMI BEACH
FY 2023 - 2027 Capital Budget and 5-Year Capital Improvement Plan

I. General

MIDDLE BEACH ROW LANDSCAPE **STREET / SIDEWALKS STREETSCAPE**

Project Number: 62019

Department: PW GREENSPACE MANAGEMENT

Location: MIDDLE BEACH

Description: Over the years, the City has lost a large amount of trees, shrubbery, and grass in most of its rights-of-way as a result of storms, climate change, vehicular damage, vandalism, and natural senescence. Although City staff and its landscape contractors have done a remarkable job in their attempts to restore repeatedly damaged areas Citywide, numerous stumps and empty tree pits, patchy grass, and empty shrub beds are a common sight. Unfortunately, funding to restore these areas is extremely limited. This project aims to restore and enhance the City's rights-of-way in various areas in Middle Beach by repairing and updating the irrigation systems, planting new healthy trees, shrubbery, and grass, as well as repair hardscape elements (paths, fences, etc.) This also presents an opportunity for Greenspace Mgt. to redesign the landscape to include more resilient native and Florida Friendly, salt-tolerant species which are better suited the effects of climate change and sea-level rise.

Projected date range: 10/01/2018 to 12/31/2027

II. Cost Summary

Cost Summary	Previous Years	FY 2022/23	FY 2023/24	FY 2024/25	FY 2025/26	FY 2026/27	Future	Total
CONTRACTED SERVICES REPAIR	213,785	-	-	300,000	50,000	-	-	563,785
OTHER COSTS	12,500	-	-	-	-	-	-	12,500
FUTURE	-	-	-	-	-	-	100,000	100,000
Total:	**226,285**	**-**	**-**	**300,000**	**50,000**	**-**	**100,000**	**676,285**

III. Fund Summary

Fund Summary	Previous Years	FY 2022/23	FY 2023/24	FY 2024/25	FY 2025/26	FY 2026/27	Future	Total
302 PAY-AS-YOU-GO	44,285	-	-	250,000	-	-	-	294,285
306 MB QUALITY OF LIFE RESO.TX 1%	182,000	-	-	50,000	50,000	-	-	282,000
FUTURE	-	-	-	-	-	-	100,000	100,000
Total:	**226,285**	**-**	**-**	**300,000**	**50,000**	**-**	**100,000**	**676,285**

MIAMIBEACH

CITY OF MIAMI BEACH
FY 2023 - 2027 Capital Budget and 5-Year Capital Improvement Plan

I. General

NAUTILUS NEIGHBORHOOD **STREET / SIDEWALKS STREETSCAPE**

Project Number:	20522
Department:	PW ENGINEERING
Location:	MIDDLE BEACH
Description:	Proposed drainage improvements for the Nautilus neighborhood.
Projected date range:	08/01/2022 to 12/31/2027

II. Cost Summary

Cost Summary	Previous Years	FY 2022/23	FY 2023/24	FY 2024/25	FY 2025/26	FY 2026/27	Future	Total
FUTURE	-	-	-	-	-	-	29,486,421	29,486,421
Total:	**-**	**-**	**-**	**-**	**-**	**-**	**29,486,421**	**29,486,421**

III. Fund Summary

Fund Summary	Previous Years	FY 2022/23	FY 2023/24	FY 2024/25	FY 2025/26	FY 2026/27	Future	Total
FUTURE	-	-	-	-	-	-	29,486,421	29,486,421
Total:	**-**	**-**	**-**	**-**	**-**	**-**	**29,486,421**	**29,486,421**

MIAMIBEACH

CITY OF MIAMI BEACH
FY 2023 - 2027 Capital Budget and 5-Year Capital Improvement Plan

I. General

NORMANDY ISLES DRAINAGE IMPROVEMENT **STREET / SIDEWALKS STREETSCAPE**

Project Number:	20922
Department:	PW ADMINISTRATION
Location:	NORTH BEACH
Description:	Proposed drainage improvements for the Normandy Isle neighborhood and landscaping improvements throughout the neighborhood
Projected date range:	10/01/2021 to 08/01/2027

II. Cost Summary

Cost Summary	Previous Years	FY 2022/23	FY 2023/24	FY 2024/25	FY 2025/26	FY 2026/27	Future	Total
CONSTRUCTION	-	-	-	-	26,280,000	147,460,000	-	173,740,000
FUTURE	-	-	-	-	-	-	118,260,000	118,260,000
Total:	**-**	**-**	**-**	**-**	**26,280,000**	**147,460,000**	**118,260,000**	**292,000,000**

III. Fund Summary

Fund Summary	Previous Years	FY 2022/23	FY 2023/24	FY 2024/25	FY 2025/26	FY 2026/27	Future	Total
FSW FUTURE STORMWATER	-	-	-	-	14,600,000	80,300,000	-	94,900,000
FWS FUTURE WATER & SEWER	-	-	-	-	11,680,000	67,160,000	-	78,840,000
FUTURE	-	-	-	-	-	-	118,260,000	118,260,000
Total:	**-**	**-**	**-**	**-**	**26,280,000**	**147,460,000**	**118,260,000**	**292,000,000**

MIAMIBEACH

CITY OF MIAMI BEACH
FY 2023 - 2027 Capital Budget and 5-Year Capital Improvement Plan

I. General

NORTH BEACH ROW LANDSCAPING **STREET / SIDEWALKS STREETSCAPE**

Project Number: 61619

Department: PW GREENSPACE MANAGEMENT

Location: NORTH BEACH

Description: Over the years, the City has lost a large amount of trees, shrubbery, and grass in most of its rights-of-way as a result of storms, climate change, vehicular damage, vandalism, and natural senescence. Although City staff and its landscape contractors have done a remarkable job in their attempts to restore repeatedly damaged areas Citywide, numerous stumps and empty tree pits, patchy grass, and empty shrub beds are a common sight. Unfortunately, funding to restore these areas is extremely limited. This project aims to restore and enhance the City's rights-of-way in various areas in North Beach by repairing and updating the irrigation systems, planting new healthy trees, shrubbery, and grass, as well as repair hardscape elements (paths, fences, etc.) This also presents an opportunity for Greenspace Mgt. to redesign the landscape to include more resilient native and Florida Friendly, salt-tolerant species which are better suited the effects of climate change and sea-level rise.

Projected date range: 10/01/2018 to 12/31/2027

II. Cost Summary

Cost Summary	Previous Years	FY 2022/23	FY 2023/24	FY 2024/25	FY 2025/26	FY 2026/27	Future	Total
CONTRACTED SERVICES REPAIR	250,000	-	312,613	112,613	-	-	-	675,226
OTHER COSTS	20,000	-	-	-	-	-	-	20,000
Total:	**270,000**	**-**	**312,613**	**112,613**	**-**	**-**	**-**	**695,226**

III. Fund Summary

Fund Summary	Previous Years	FY 2022/23	FY 2023/24	FY 2024/25	FY 2025/26	FY 2026/27	Future	Total
302 PAY-AS-YOU-GO	113,000	-	-	-	-	-	-	113,000
307 NB QUAL OF LIFE RESORT TAX 1%	157,000	-	312,613	112,613	-	-	-	582,226
Total:	**270,000**	**-**	**312,613**	**112,613**	**-**	**-**	**-**	**695,226**

MIAMIBEACH

CITY OF MIAMI BEACH
FY 2023 - 2027 Capital Budget and 5-Year Capital Improvement Plan

I. General

NORTH SHORE NEIGH. IMPROVEMENTS **STREET / SIDEWALKS STREETSCAPE**

Project Number: 23220

Department: PW ENGINEERING

Location: NORTH BEACH

Description: Project includes: street resurfacing; repair of sidewalks; street lighting upgrades to correct deficiencies and provide pedestrian lighting; enhanced landscaping within the street Right of Way; traffic calming measures, even though not all areas will receive all the previously mentioned improvements. This project is from east of Indian Creek/Tatum Waterway from 63rd Street to 87th Terrace. Improvements include south of 73rd Street (approx. 11,100 l.f. City ROW), north of 73rd Street (approx. 28,600 l.f. City ROW), and Park View Island (approx. 2,900 l.f.). Integrated with approximately 17,000 l.f. waterline replacements. Other funding from Series 2000 Water & Sewer Bond. Additional construction funding for water system and above ground improvements based on the consultant's revised construction cost estimate following 90% design, requests from residents, increased scope due to development of documents and regulatory requirements.

Projected date range: 10/01/2015 to 09/30/2024

II. Cost Summary

Cost Summary	Previous Years	FY 2022/23	FY 2023/24	FY 2024/25	FY 2025/26	FY 2026/27	Future	Total
CAPITAL MATERIALS	29,442	-	-	-	-	-	-	29,442
CONSTRUCTION	4,004,886	(144,428)	-	-	-	-	-	3,860,458
CONSTRUCTION MANAGEMENT	483,183	-	-	-	-	-	-	483,183
DESIGN AND ENGINEERING	2,101,386	-	-	-	-	-	-	2,101,386
PROGRAM MANAGEMENT	720,371	-	-	-	-	-	-	720,371
FUTURE	-	-	-	-	-	-	60,127,421	60,127,421
Total:	**7,339,268**	**(144,428)**	**-**	**-**	**-**	**-**	**60,127,421**	**67,322,261**

III. Fund Summary

Fund Summary	Previous Years	FY 2022/23	FY 2023/24	FY 2024/25	FY 2025/26	FY 2026/27	Future	Total
115 HUD SECTION 108 LOAN	1,017,391	-	-	-	-	-	-	1,017,391
373 99 GO BONDS-NEIGHBORHOOD IMPRO	427,541	-	-	-	-	-	-	427,541
376 99 GO BONDS - NEIGHBORHOOD IMP	245,045	-	-	-	-	-	-	245,045
384 2003 GO BONDS - NEIGHBORHOODS	668,191	-	-	-	-	-	-	668,191
419 2017 WATER & SEWER BONDS	138,427	(138,427)	-	-	-	-	-	-

MIAMIBEACH

CITY OF MIAMI BEACH
FY 2023 - 2027 Capital Budget and 5-Year Capital Improvement Plan

420 W&S GBL SERIES 2010 2009-27243	2,368,323	(6,001)	-	-	-	-	-	2,362,322
424 WATER & SEWER BONDS 2000S	2,024,350	-	-	-	-	-	-	2,024,350
433 STORMWATER PROJECTS - MDC ILA	450,000	-	-	-	-	-	-	450,000
FUTURE	-	-	-	-	-	-	60,127,421	60,127,421
Total:	**7,339,268**	**(144,428)**	**-**	**-**	**-**	**-**	**60,127,421**	**67,322,261**

MIAMIBEACH

CITY OF MIAMI BEACH
FY 2023 - 2027 Capital Budget and 5-Year Capital Improvement Plan

I. General

OCEAN DR. EXTENDED SIDEWALK PROJECT **STREET / SIDEWALKS STREETSCAPE**

Project Number:	20177
Department:	PW ENGINEERING
Location:	SOUTH BEACH
Description:	This project will reconstruct the western side of Ocean Drive from 5th Street to 14th Street to provide a wider public sidewalk and eliminate the valet parking lanes.
Projected date range:	10/01/2016 to 12/31/2022

II. Cost Summary

Cost Summary	Previous Years	FY 2022/23	FY 2023/24	FY 2024/25	FY 2025/26	FY 2026/27	Future	Total
CONSTRUCTION	164,650	-	-	-	-	-	-	164,650
Total:	**164,650**	**-**	**-**	**-**	**-**	**-**	**-**	**164,650**

III. Fund Summary

Fund Summary	Previous Years	FY 2022/23	FY 2023/24	FY 2024/25	FY 2025/26	FY 2026/27	Future	Total
305 SB QUALITY OF LIFE REST.TAX 1%	164,650	-	-	-	-	-	-	164,650
Total:	**164,650**	**-**	**-**	**-**	**-**	**-**	**-**	**164,650**

MIAMIBEACH

CITY OF MIAMI BEACH
FY 2023 - 2027 Capital Budget and 5-Year Capital Improvement Plan

I. General

ORCHARD PARK **STREET / SIDEWALKS STREETSCAPE**

Project Number: 24020

Department: PW ADMINISTRATION

Location: MIDDLE BEACH

Description: The purpose of the project improvements is to provide a higher LOS defined by flood protection and control of pollutant loading in the storm water systems. The improvements consist of one or a combination of the following: 1) Repair, replace, and or install collection systems, catch basins and manholes, 4) Construct water quality treatment devices, 5) Construct pump stations, controls and force mains, and 6) Repair or upgrade existing outfall pipes and seawalls (inclusive of tidal back flow prevention devices).

Projected date range: 10/01/2019 to 12/31/2027

II. Cost Summary

Cost Summary	Previous Years	FY 2022/23	FY 2023/24	FY 2024/25	FY 2025/26	FY 2026/27	Future	Total
DESIGN AND ENGINEERING	250,000	-	-	-	-	-	-	250,000
FUTURE	-	-	-	-	-	-	13,688,421	13,688,421
Total:	**250,000**	**-**	**-**	**-**	**-**	**-**	**13,688,421**	**13,938,421**

III. Fund Summary

Fund Summary	Previous Years	FY 2022/23	FY 2023/24	FY 2024/25	FY 2025/26	FY 2026/27	Future	Total
433 STORMWATER PROJECTS - MDC ILA	250,000	-	-	-	-	-	-	250,000
FUTURE	-	-	-	-	-	-	13,688,421	13,688,421
Total:	**250,000**	**-**	**-**	**-**	**-**	**-**	**13,688,421**	**13,938,421**

MIAMIBEACH

CITY OF MIAMI BEACH
FY 2023 - 2027 Capital Budget and 5-Year Capital Improvement Plan

I. General

ORCHARD PARK TRAFFIC CALMING **STREET / SIDEWALKS STREETSCAPE**

Project Number:	62322
Department:	TRANSPORTATION
Location:	MIDDLE BEACH
Description:	Project consists of the the planning, design, and construction of traffic calming improvements through the Orchard Park Neighborhood to reduce cut through traffic and speeding. The project is intended to increase safety and improve pedestrian and bicyclists safety throughout the neighborhood which translates into livability.
Projected date range:	10/01/2021 to 12/31/2023

II. Cost Summary

Cost Summary	Previous Years	FY 2022/23	FY 2023/24	FY 2024/25	FY 2025/26	FY 2026/27	Future	Total
CONTRACTED SERVICES REPAIR	-	1,474,000	-	-	-	-	-	1,474,000
DESIGN AND ENGINEERING	245,505	-	-	-	-	-	-	245,505
Total:	**245,505**	**1,474,000**	**-**	**-**	**-**	**-**	**-**	**1,719,505**

III. Fund Summary

Fund Summary	Previous Years	FY 2022/23	FY 2023/24	FY 2024/25	FY 2025/26	FY 2026/27	Future	Total
106 TRANSPORTATION FUND 106	138,000	-	-	-	-	-	-	138,000
158 CONCURRENCY MITIGATION FUND	76,000	1,474,000	-	-	-	-	-	1,550,000
187 HALF CENT TRANS. SURTAX COUNTY	31,505	-	-	-	-	-	-	31,505
Total:	**245,505**	**1,474,000**	**-**	**-**	**-**	**-**	**-**	**1,719,505**

MIAMIBEACH

CITY OF MIAMI BEACH
FY 2023 - 2027 Capital Budget and 5-Year Capital Improvement Plan

I. General

PALM & HIBISCUS NEIGHBORHOOD IMPRVM **STREET / SIDEWALKS STREETSCAPE**

Project Number: 23380

Department: CAPITAL IMPROVEMENT PROGRAM

Location: SOUTH BEACH

Description: The Palm and Hibiscus Island Right-of-Way Improvement project will include a variety of aboveground and underground improvement such as new water main and service, new storm water drainage system including 3 pump stations, lining of the sanitary sewer system and replacing all the sewer laterals, raising the elevation and reconstruction of the roadways including installation of Geo Textile, new decorative street lights, speed tables, landscape, hardscape improvements, harmonization with private properties and undergrounding the franchise utilities on Hibiscus Island. Additional scope of services was added to the project to install 3 bi-fuel generators (one for each pump station) as well as, implementation of the new drainage criteria to install and harmonize a yard drain in each private property with the finished floor elevation (FFE) lower than the crown of road.

Projected date range: 10/01/2015 to 12/31/2022

II. Cost Summary

Cost Summary	Previous Years	FY 2022/23	FY 2023/24	FY 2024/25	FY 2025/26	FY 2026/27	Future	Total
CONSTRUCTION	42,541,389	-	-	-	-	-	-	42,541,389
CONSTRUCTION MANAGEMENT	3,464,841	-	-	-	-	-	-	3,464,841
CONTINGENCY	7,546	-	-	-	-	-	-	7,546
CONTRACT MAINTENANCE	52,440	-	-	-	-	-	-	52,440
DESIGN AND ENGINEERING	2,445,422	-	-	-	-	-	-	2,445,422
EQUIPMENT	1,396,329	-	-	-	-	-	-	1,396,329
PROGRAM MANAGEMENT	309,197	-	-	-	-	-	-	309,197
FUTURE	-	-	-	-	-	-	600,000	600,000
Total:	**50,217,164**	**-**	**-**	**-**	**-**	**-**	**600,000**	**50,817,164**

III. Fund Summary

Fund Summary	Previous Years	FY 2022/23	FY 2023/24	FY 2024/25	FY 2025/26	FY 2026/27	Future	Total
302 PAY-AS-YOU-GO	50,000	-	-	-	-	-	-	50,000
303 GRANT FUNDED	480,209	-	-	-	-	-	-	480,209
304 CAPITAL RESERVE	3,288,290	-	-	-	-	-	-	3,288,290
350 LINE OF CREDIT - ENCUMBRANCES	1,337,096	-	-	-	-	-	-	1,337,096

MIAMIBEACH

CITY OF MIAMI BEACH
FY 2023 - 2027 Capital Budget and 5-Year Capital Improvement Plan

376 99 GO BONDS - NEIGHBORHOOD IMP	47,808	-	-	-	-	-	-	47,808
384 2003 GO BONDS - NEIGHBORHOODS	567,822	-	-	-	-	-	-	567,822
419 2017 WATER & SEWER BONDS	3,963,099	-	-	-	-	-	-	3,963,099
420 W&S GBL SERIES 2010 2009-27243	2,547,712	-	-	-	-	-	-	2,547,712
423 GULF BREEZE 2006	2,828,927	-	-	-	-	-	-	2,828,927
424 WATER & SEWER BONDS 2000S	1,222,509	-	-	-	-	-	-	1,222,509
425 WATER AND SEWER ENTERPRISE FUN	503,278	-	-	-	-	-	-	503,278
427 STORMWATER ENTERPRISE FUND	449,272	-	-	-	-	-	-	449,272
428 STORMWATER BONDS 2000S	427,464	-	-	-	-	-	-	427,464
429 2017 STORMWATER BONDS	5,699,315	-	-	-	-	-	-	5,699,315
431 2011 STORMWATER BOND2011-27782	1,535,601	-	-	-	-	-	-	1,535,601
432 STORMWATER BONDS 2015	22,578,586	-	-	-	-	-	-	22,578,586
433 STORMWATER PROJECTS - MDC ILA	2,690,176	-	-	-	-	-	-	2,690,176
FUTURE	-	-	-	-	-	-	600,000	600,000
Total:	**50,217,164**	**-**	**-**	**-**	**-**	**-**	**600,000**	**50,817,164**

MIAMIBEACH

CITY OF MIAMI BEACH
FY 2023 - 2027 Capital Budget and 5-Year Capital Improvement Plan

I. General

PAVEMENT & SIDEWALK PROGRAM **STREET / SIDEWALKS STREETSCAPE**

Project Number:	20000
Department:	PW STREETS
Location:	CITYWIDE
Description:	Pavement Conditions Assessment with Micro Paver for inventory, inspection, reporting, modeling,condition analysis, maintenance and repairs.
Projected date range:	10/01/2015 to 12/31/2023

II. Cost Summary

Cost Summary	Previous Years	FY 2022/23	FY 2023/24	FY 2024/25	FY 2025/26	FY 2026/27	Future	Total
CAPITAL MISCELLANEOUS	449,910	-	-	-	-	-	-	449,910
CONSTRUCTION	1,273,076	-	-	-	-	-	-	1,273,076
CONSTRUCTION MANAGEMENT	10,000	-	-	-	-	-	-	10,000
Total:	**1,732,986**	**-**	**-**	**-**	**-**	**-**	**-**	**1,732,986**

III. Fund Summary

Fund Summary	Previous Years	FY 2022/23	FY 2023/24	FY 2024/25	FY 2025/26	FY 2026/27	Future	Total
125 CAPITAL RENEWAL & REPLACEMENT	37,986	-	-	-	-	-	-	37,986
171 LOCAL OPTION GAS TAX	1,695,000	-	-	-	-	-	-	1,695,000
Total:	**1,732,986**	**-**	**-**	**-**	**-**	**-**	**-**	**1,732,986**

MIAMIBEACH

CITY OF MIAMI BEACH
FY 2023 - 2027 Capital Budget and 5-Year Capital Improvement Plan

I. General

RESTORATIVE TREE WELL CITYWIDE **STREET / SIDEWALKS STREETSCAPE**

Project Number: 63521

Department: PW GREENSPACE MANAGEMENT

Location: CITYWIDE

Description: Install new tree pit treatments, and replace existing failed/failing tree pit treatments throughout the City, in order to mitigate future/ potential hazardous conditions, while improving the sustainability of trees and palms in our urban environment. The new tree pit treatment will result in: 1 - Reduction of trip/fall incidents, 2 - Sustainability of product, 3 - Improved plant health, 4 - Improved Cleanliness. While successfully executing the Restorative Tree Well-Phase III-Washington Ave., Restorative Tree Well-Phase IV-Ocean Dr., and Restorative Tree Well-Phase VI 5th Street Alton Rd./Ocean Dr. projects, it was observed by staff that there were additional areas throughout the City that were in dire need of new tree well treatments also. The tree pits in these areas are typically too small, and either have protruding material that needs to be removed so that new ADA compliant material could be installed, or have severe differences in elevation from the surrounding sidewalk (as much as 6 inches,) that present a major trip and fall hazard for pedestrians.

Projected date range: 10/01/2021 to 09/30/2026

II. Cost Summary

Cost Summary	Previous Years	FY 2022/23	FY 2023/24	FY 2024/25	FY 2025/26	FY 2026/27	Future	Total
CONTRACTED SERVICES REPAIR	-	-	-	-	480,000	-	-	480,000
FUTURE	-	-	-	-	-	-	240,000	240,000
Total:	**-**	**-**	**-**	**-**	**480,000**	**-**	**240,000**	**720,000**

III. Fund Summary

Fund Summary	Previous Years	FY 2022/23	FY 2023/24	FY 2024/25	FY 2025/26	FY 2026/27	Future	Total
302 PAY-AS-YOU-GO	-	-	-	-	480,000	-	-	480,000
FUTURE	-	-	-	-	-	-	240,000	240,000
Total:	**-**	**-**	**-**	**-**	**480,000**	**-**	**240,000**	**720,000**

MIAMIBEACH

CITY OF MIAMI BEACH
FY 2023 - 2027 Capital Budget and 5-Year Capital Improvement Plan

I. General

RESTORATIVE TREE WELL TREATMENT **STREET / SIDEWALKS STREETSCAPE**

Project Number: 61117

Department: PW ADMINISTRATION

Location: CITYWIDE

Description: PREVIOUSLY KNOWN AS PROJECT # 27340. Replace existing tree pit treatments throughout the city to mitigate future/potential hazardous conditions while improving the sustainability of trees and palms in our urban environment. The new tree pit treatment will result in: 1. reduction of trip/fall incidents, 2. sustainability of product, 3. improved plant health, 4. improved cleanliness. Due to the success of the pilot project on Lincoln Road, Phases III, South Beach District, has been identified as another area with great risk on Washington Avenue between the 500-1700 Blocks, see attached location map of proposed areas to receive the improvements. The pits in this area are typically too small and need to be enlarged to accommodate the trees and palms in these pits receiving this treatment.

Projected date range: 10/01/2015 to 12/31/2022

II. Cost Summary

Cost Summary	Previous Years	FY 2022/23	FY 2023/24	FY 2024/25	FY 2025/26	FY 2026/27	Future	Total
CONTRACTED SERVICES REPAIR	292,000	-	-	-	-	-	-	292,000
Total:	**292,000**	**-**	**-**	**-**	**-**	**-**	**-**	**292,000**

III. Fund Summary

Fund Summary	Previous Years	FY 2022/23	FY 2023/24	FY 2024/25	FY 2025/26	FY 2026/27	Future	Total
379 SOUTH POINTE RDA	145,000	-	-	-	-	-	-	145,000
389 SOUTH POINTE CAPITAL	147,000	-	-	-	-	-	-	147,000
Total:	**292,000**	**-**	**-**	**-**	**-**	**-**	**-**	**292,000**

MIAMIBEACH

CITY OF MIAMI BEACH
FY 2023 - 2027 Capital Budget and 5-Year Capital Improvement Plan

I. General

RESTORATIVE TREEWELL-PH 3 **STREET / SIDEWALKS STREETSCAPE**

Project Number: 29760

Department: PW GREENSPACE MANAGEMENT

Location: SOUTH BEACH

Description: RestorativeTreeWell-PH 3-Washington Ave -Replace existing tree pit treatments throughout the city to mitigate future/potential hazardous conditions while improving the sustainability of trees and palms in our urban environment. The new tree pit treatment will result in: 1. reduction of trip/fall incidents, 2. sustainability of product, 3. improved plant health, 4. improved cleanliness. Due to the success of the pilot project on Lincoln Road, Phases III, South Beach District, has been identified as another area with great risk on Washington Avenue between the 100-1600 Blocks, see attached location map of proposed areas to receive the improvements. The pits in this area are typically too small and need to be enlarged to accomodate the trees and palms in these pits recieving this treatment.

Projected date range: 10/01/2015 to 09/30/2023

II. Cost Summary

Cost Summary	Previous Years	FY 2022/23	FY 2023/24	FY 2024/25	FY 2025/26	FY 2026/27	Future	Total
CONSTRUCTION	683,911	-	-	-	-	-	-	683,911
Total:	**683,911**	**-**	**-**	**-**	**-**	**-**	**-**	**683,911**

III. Fund Summary

Fund Summary	Previous Years	FY 2022/23	FY 2023/24	FY 2024/25	FY 2025/26	FY 2026/27	Future	Total
305 SB QUALITY OF LIFE REST.TAX 1%	683,911	-	-	-	-	-	-	683,911
Total:	**683,911**	**-**	**-**	**-**	**-**	**-**	**-**	**683,911**

MIAMIBEACH

CITY OF MIAMI BEACH
FY 2023 - 2027 Capital Budget and 5-Year Capital Improvement Plan

I. General

RESTORATIVE TREEWELL-PH 4-SOUTH BCH **STREET / SIDEWALKS STREETSCAPE**

Project Number: 27360

Department: PW ADMINISTRATION

Location: SOUTH BEACH

Description: Replace existing tree pit treatments throughout the city to mitigate future/potential hazardous conditions while improving the sustainability of trees and palms in our urban environment. The new tree pit treatment will result in: 1. reduction of trip/fall incidents, 2. sustainability of product, 3. improved plant health, 4. improved cleanliness. Due to the success of the pilot project on Lincoln Road, Phases II, North Beach District, which has been identified as another area with great risk on Ocean Drive between 500-1400 Blocks, see attached location map of proposed areas to receive the improvements. The pits in this area are typically larger in squarefoot than other pits receiving this treatment using the ADApave tumbled glass series to reflect the ocean. As part of FY2018/19 budget process, the scope has been expanded to include South Beach.

Projected date range: 10/01/2015 to 12/31/2022

II. Cost Summary

Cost Summary	Previous Years	FY 2022/23	FY 2023/24	FY 2024/25	FY 2025/26	FY 2026/27	Future	Total
CAPITAL MISCELLANEOUS	63,000	-	-	-	-	-	-	63,000
CONSTRUCTION	627,000	-	-	-	-	-	-	627,000
Total:	**690,000**	**-**	**-**	**-**	**-**	**-**	**-**	**690,000**

III. Fund Summary

Fund Summary	Previous Years	FY 2022/23	FY 2023/24	FY 2024/25	FY 2025/26	FY 2026/27	Future	Total
305 SB QUALITY OF LIFE REST.TAX 1%	690,000	-	-	-	-	-	-	690,000
Total:	**690,000**	**-**	**-**	**-**	**-**	**-**	**-**	**690,000**

MIAMIBEACH

CITY OF MIAMI BEACH
FY 2023 - 2027 Capital Budget and 5-Year Capital Improvement Plan

I. General

RUE VENDOME PUBLIC PLAZA **STREET / SIDEWALKS STREETSCAPE**

Project Number: 28610

Department: CAPITAL IMPROVEMENT PROGRAM

Location: NORTH BEACH

Description: Reconstruction of Rue Vendome around the Normandy Fountain to create an open, at-grade, public plaza. Project to include costs of Florida Department of Transportation approvals to close Rue Vendome between Normandy Drive and 71st Street including associated traffic studies, construction of the public plaza, landscaping, and other improvements necessary to return the plaza area to full public use.

Projected date range: 10/01/2015 to 12/31/2022

II. Cost Summary

Cost Summary	Previous Years	FY 2022/23	FY 2023/24	FY 2024/25	FY 2025/26	FY 2026/27	Future	Total
CONSTRUCTION	2,091,433	-	-	-	-	-	-	2,091,433
CONSTRUCTION MANAGEMENT	107,994	-	-	-	-	-	-	107,994
DESIGN AND ENGINEERING	301,650	-	-	-	-	-	-	301,650
INTERNAL CHARGEBACK	10,628	-	-	-	-	-	-	10,628
Total:	**2,511,705**	**-**	**-**	**-**	**-**	**-**	**-**	**2,511,705**

III. Fund Summary

Fund Summary	Previous Years	FY 2022/23	FY 2023/24	FY 2024/25	FY 2025/26	FY 2026/27	Future	Total
304 CAPITAL RESERVE	717,705	-	-	-	-	-	-	717,705
307 NB QUAL OF LIFE RESORT TAX 1%	1,794,000	-	-	-	-	-	-	1,794,000
Total:	**2,511,705**	**-**	**-**	**-**	**-**	**-**	**-**	**2,511,705**

MIAMIBEACH

CITY OF MIAMI BEACH
FY 2023 - 2027 Capital Budget and 5-Year Capital Improvement Plan

I. General

S. BOWL SIGNAGE/ PAINTING/ LIGHTING — **STREET / SIDEWALKS STREETSCAPE**

Project Number:	69620
Department:	PROPERTY MANAGEMENT
Location:	SOUTH BEACH
Description:	Super Bowl signage, painting, decorative lighting within South Beach
Projected date range:	10/01/2019 to 12/31/2022

II. Cost Summary

Cost Summary	Previous Years	FY 2022/23	FY 2023/24	FY 2024/25	FY 2025/26	FY 2026/27	Future	Total
CONTRACTED SERVICES REPAIR	150,000	-	-	-	-	-	-	150,000
Total:	**150,000**	**-**	**-**	**-**	**-**	**-**	**-**	**150,000**

III. Fund Summary

Fund Summary	Previous Years	FY 2022/23	FY 2023/24	FY 2024/25	FY 2025/26	FY 2026/27	Future	Total
305 SB QUALITY OF LIFE REST.TAX 1%	150,000	-	-	-	-	-	-	150,000
Total:	**150,000**	**-**	**-**	**-**	**-**	**-**	**-**	**150,000**

MIAMIBEACH

CITY OF MIAMI BEACH
FY 2023 - 2027 Capital Budget and 5-Year Capital Improvement Plan

I. General

SHORT-TERM 41ST ST RECOMMENDATIONS **STREET / SIDEWALKS STREETSCAPE**

Project Number:	21019
Department:	ECONOMIC DEVELOPMENT
Location:	MIDDLE BEACH
Description:	SHORT-TERM 41ST STREET COMMITTEE RECOMMENDATIONS-
Projected date range:	10/01/2018 to 09/30/2024

II. Cost Summary

Cost Summary	Previous Years	FY 2022/23	FY 2023/24	FY 2024/25	FY 2025/26	FY 2026/27	Future	Total
CAPITAL-STUDIES	47,050	-	-	-	-	-	-	47,050
CONTRACTED SERVICES REPAIR	17,950	-	-	-	-	-	-	17,950
OTHER CONTRACTUAL SERVICES	35,000	-	-	-	-	-	-	35,000
Total:	**100,000**	**-**	**-**	**-**	**-**	**-**	**-**	**100,000**

III. Fund Summary

Fund Summary	Previous Years	FY 2022/23	FY 2023/24	FY 2024/25	FY 2025/26	FY 2026/27	Future	Total
306 MB QUALITY OF LIFE RESO.TX 1%	100,000	-	-	-	-	-	-	100,000
Total:	**100,000**	**-**	**-**	**-**	**-**	**-**	**-**	**100,000**

MIAMIBEACH

CITY OF MIAMI BEACH
FY 2023 - 2027 Capital Budget and 5-Year Capital Improvement Plan

I. General

SLOW STREETS **STREET / SIDEWALKS STREETSCAPE**

Project Number: 69828

Department: TRANSPORTATION

Location: CITYWIDE

Description: This initiative was first implemented in the Flamingo Park neighborhood during the COVID-19 pandemic as a pilot program. The goal of this project is to increase bike and pedestrian trips and reduce vehicular volumes and speeds. The Slow Streets 2.0 toolkit includes signage and markings, diverters, curb extensions, medians, circles and speed humps, and pinch points. Based on the direction given at the September 30, 2022 FERC meeting, the Slow Streets 2.0 (Phase 1) will be deployed in the Flamingo Park neighborhood with a focus on the Jefferson Avenue and 13 Street corridors providing direct access to the park. In addition to traffic calming measures, the project also proposes protected bike lanes on Jefferson Avenue.

Projected date range: 10/01/2026 to 09/30/2027

II. Cost Summary

Cost Summary	Previous Years	FY 2022/23	FY 2023/24	FY 2024/25	FY 2025/26	FY 2026/27	Future	Total
FUTURE	-	-	-	-	-	-	1,200,000	1,200,000
Total:	**-**	**-**	**-**	**-**	**-**	**-**	**1,200,000**	**1,200,000**

III. Fund Summary

Fund Summary	Previous Years	FY 2022/23	FY 2023/24	FY 2024/25	FY 2025/26	FY 2026/27	Future	Total
FUTURE	-	-	-	-	-	-	1,200,000	1,200,000
Total:	**-**	**-**	**-**	**-**	**-**	**-**	**1,200,000**	**1,200,000**

MIAMIBEACH

CITY OF MIAMI BEACH
FY 2023 - 2027 Capital Budget and 5-Year Capital Improvement Plan

I. General

STILLWATER ENTRANCE SIGN

STREET / SIDEWALKS STREETSCAPE

Project Number:	21118
Department:	CAPITAL IMPROVEMENT PROGRAM
Location:	NORTH BEACH
Description:	Stillwater Entrance Sign, Landscaping and Lighting-
Projected date range:	10/01/2021 to 09/30/2023

II. Cost Summary

Cost Summary	Previous Years	FY 2022/23	FY 2023/24	FY 2024/25	FY 2025/26	FY 2026/27	Future	Total
CONSTRUCTION	225,000	-	-	-	-	-	-	225,000
Total:	**225,000**	**-**	**-**	**-**	**-**	**-**	**-**	**225,000**

III. Fund Summary

Fund Summary	Previous Years	FY 2022/23	FY 2023/24	FY 2024/25	FY 2025/26	FY 2026/27	Future	Total
302 PAY-AS-YOU-GO	225,000	-	-	-	-	-	-	225,000
Total:	**225,000**	**-**	**-**	**-**	**-**	**-**	**-**	**225,000**

MIAMIBEACH

CITY OF MIAMI BEACH
FY 2023 - 2027 Capital Budget and 5-Year Capital Improvement Plan

I. General

SUNSET 3 & 4 UTILITY PAYMENT **STREET / SIDEWALKS STREETSCAPE**

Project Number: 69790

Department: CAPITAL IMPROVEMENT PROGRAM

Location: SOUTH BEACH

Description: A component of the Sunset Isle 3&4 Project, (Project # 23180) as approved in Resolution # 2015-29180. Pursuant To Chapter 170, Florida Statutes, A Special Assessment District To Be Known As The Sunset Islands 3 & 4 Utility Improvement District, For A Term Of Ten (10) Years, To Fund The Placement Underground Of Utilities On Sunset Islands 3 & 4, At An Estimated Cost Of $2,412,398; Providing For The Levy And Collection Of Special Assessments To Fund The Improvements; Providing The Manner In Which Such Special Assessments Shall Be Made; Providing When Such Special Assessments Shall Be Made; Designating The Lands Upon Which The Special Assessments Shall Be Levied; Providing For Publication Of This Resolution; And Authorizing Related Actions.

Projected date range: 10/01/2015 to 09/30/2023

II. Cost Summary

Cost Summary	Previous Years	FY 2022/23	FY 2023/24	FY 2024/25	FY 2025/26	FY 2026/27	Future	Total
OTHER COSTS	1,523,026	-	-	-	-	-	-	1,523,026
PROFESSIONAL SERVICES	8,976	-	-	-	-	-	-	8,976
Total:	**1,532,002**	**-**	**-**	**-**	**-**	**-**	**-**	**1,532,002**

III. Fund Summary

Fund Summary	Previous Years	FY 2022/23	FY 2023/24	FY 2024/25	FY 2025/26	FY 2026/27	Future	Total
121 SUNSET ISLAND 3&4 UNDERGROUND	1,532,002	-	-	-	-	-	-	1,532,002
Total:	**1,532,002**	**-**	**-**	**-**	**-**	**-**	**-**	**1,532,002**

MIAMIBEACH

CITY OF MIAMI BEACH
FY 2023 - 2027 Capital Budget and 5-Year Capital Improvement Plan

I. General

TOWN CENTER **STREET / SIDEWALKS STREETSCAPE**

Project Number: 24120

Department: PW ADMINISTRATION

Location: NORTH BEACH

Description: Storm Water: The purpose of the project improvements is to provide a higher LOS defined by flood protection and control of pollutant loading in the storm water systems. The improvements consist of one or a combination of the following: 1) Repair, replace, and or install collection systems, catch basins and manholes, 4) Construct water quality treatment devices, 5) Construct pump stations, controls and force mains, and 6) Repair or upgrade existing outfall pipes and seawalls (inclusive of tidal back flow prevention devices).

Water and Sewer: The scope of the project will include a new drainage system, the elevation of the roadway to mitigate sea level rise, hardscaping improvements, signing and pavement markings, relocation of gravity sewers to comply with regulatory requirements, and the installation of new water mains and corresponding service lines.

Projected date range: 10/01/2021 to 12/31/2026

II. Cost Summary

Cost Summary	Previous Years	FY 2022/23	FY 2023/24	FY 2024/25	FY 2025/26	FY 2026/27	Future	Total
CONSTRUCTION	-	(10,000,000)	-	64,522,252	52,022,252	-	-	106,544,504
DESIGN AND ENGINEERING	-	10,000,000	-	-	-	-	-	10,000,000
Total:	**-**	**-**	**-**	**64,522,252**	**52,022,252**	**-**	**-**	**116,544,504**

III. Fund Summary

Fund Summary	Previous Years	FY 2022/23	FY 2023/24	FY 2024/25	FY 2025/26	FY 2026/27	Future	Total
FSW FUTURE STORMWATER	-	-	-	39,522,252	27,022,252	-	-	66,544,504
FWS FUTURE WATER & SEWER	-	-	-	25,000,000	25,000,000	-	-	50,000,000
Total:	**-**	**-**	**-**	**64,522,252**	**52,022,252**	**-**	**-**	**116,544,504**

MIAMIBEACH

CITY OF MIAMI BEACH
FY 2023 - 2027 Capital Budget and 5-Year Capital Improvement Plan

I. General

VENETIAN NEIGH. -ISLANDS **STREET / SIDEWALKS STREETSCAPE**

Project Number: 21270

Department: CAPITAL IMPROVEMENT PROGRAM

Location: SOUTH BEACH

Description: Streetscape improvements for San Marino Island, DiLido Island, and Rivo Alto Island, including: new water main installation, sanitary sewer lining & rehabilitation, storm water system improvements including six (6) new storm water pump stations, new valley gutter, roadway reconstruction, seawalls, landscaping mitigation, and street lighting.

Projected date range: 10/01/2015 to 12/31/2022

II. Cost Summary

Cost Summary	Previous Years	FY 2022/23	FY 2023/24	FY 2024/25	FY 2025/26	FY 2026/27	Future	Total
CAPITAL MISCELLANEOUS	25,705	-	-	-	-	-	-	25,705
CONSTRUCTION	39,694,124	-	-	-	-	-	-	39,694,124
CONSTRUCTION MANAGEMENT	2,703,778	-	-	-	-	-	-	2,703,778
DESIGN AND ENGINEERING	4,389,745	-	-	-	-	-	-	4,389,745
PROGRAM MANAGEMENT	929,575	-	-	-	-	-	-	929,575
Total:	**47,742,927**	**-**	**-**	**-**	**-**	**-**	**-**	**47,742,927**

III. Fund Summary

Fund Summary	Previous Years	FY 2022/23	FY 2023/24	FY 2024/25	FY 2025/26	FY 2026/27	Future	Total
304 CAPITAL RESERVE	595,680	-	-	-	-	-	-	595,680
366 PARKS AND REC. BEAUTIF. FUNDS	23,355	-	-	-	-	-	-	23,355
376 99 GO BONDS - NEIGHBORHOOD IMP	2,930,534	-	-	-	-	-	-	2,930,534
384 2003 GO BONDS - NEIGHBORHOODS	4,044,649	-	-	-	-	-	-	4,044,649
419 2017 WATER & SEWER BONDS	996,022	-	-	-	-	-	-	996,022
420 W&S GBL SERIES 2010 2009-27243	2,766,100	-	-	-	-	-	-	2,766,100
423 GULF BREEZE 2006	1,134,463	-	-	-	-	-	-	1,134,463
424 WATER & SEWER BONDS 2000S	3,659,741	-	-	-	-	-	-	3,659,741
425 WATER AND SEWER ENTERPRISE FUN	1,529,777	-	-	-	-	-	-	1,529,777

MIAMIBEACH

CITY OF MIAMI BEACH
FY 2023 - 2027 Capital Budget and 5-Year Capital Improvement Plan

427 STORMWATER ENTERPRISE FUND	2,600,270	-	-	-	-	-	-	2,600,270
428 STORMWATER BONDS 2000S	4,353,561	-	-	-	-	-	-	4,353,561
431 2011 STORMWATER BOND2011-27782	2,592,490	-	-	-	-	-	-	2,592,490
432 STORMWATER BONDS 2015	20,516,285	-	-	-	-	-	-	20,516,285
Total:	**47,742,927**	**-**	**-**	**-**	**-**	**-**	**-**	**47,742,927**

MIAMIBEACH

CITY OF MIAMI BEACH
FY 2023 - 2027 Capital Budget and 5-Year Capital Improvement Plan

I. General

WASHINGTON AVENUE MILLING & RESURFA **STREET / SIDEWALKS STREETSCAPE**

Project Number: 21822

Department: PW ADMINISTRATION

Location:

Description: Washington Avenue between 5th Street to Lincoln Rd is in very poor condition and needs to be resurfaced. This project will take core samples to determine the stability of the base material and resurface the asphalt. The complete resurfacing of this segment will improve appearance and road conditions in one of South Beach's main arteries. Delaying this project would result in further deterioration of the asphalt and base condition leading to further repair costs.

Projected date range: 03/15/2022 to 12/31/2022

II. Cost Summary

Cost Summary	Previous Years	FY 2022/23	FY 2023/24	FY 2024/25	FY 2025/26	FY 2026/27	Future	Total
CONSTRUCTION	1,604,000	-	-	-	-	-	-	1,604,000
Total:	**1,604,000**	**-**	**-**	**-**	**-**	**-**	**-**	**1,604,000**

III. Fund Summary

Fund Summary	Previous Years	FY 2022/23	FY 2023/24	FY 2024/25	FY 2025/26	FY 2026/27	Future	Total
301 CAP. PROJ. NOT FINANCED BY BON	1,604,000	-	-	-	-	-	-	1,604,000
Total:	**1,604,000**	**-**	**-**	**-**	**-**	**-**	**-**	**1,604,000**

MIAMIBEACH

CITY OF MIAMI BEACH
FY 2023 - 2027 Capital Budget and 5-Year Capital Improvement Plan

I. General

WEST AVE/BAY RD NEIGH. **STREET / SIDEWALKS STREETSCAPE**

Project Number: 23360

Department: PW ENGINEERING

Location: MIDDLE BEACH

Description: Area-wide street improvement may include: street resurfacing; swale restoration; repair of sidewalks; street lighting upgrades to correct deficiencies and provide pedestrian lighting; enhanced landscaping within the street right of way; and entryway features. Scope includes West Avenue and Bay Road from 5th Street to Collins Canal, east/west side streets west of Alton Road from 6th Street to Lincoln Road, and Lincoln Court. Integrated with drainage improvements to Basins 7, 8, 11, 12, and 13 per Stormwater Master Plan. Other funding from Series 2000 Stormwater Bond and Grand Flamingo impact mitigation fees for Bay Road. This neighborhood will be divided into multiple bid packages. The design of the first projects will begin upon completion of the first task of the Stormwater Master Plan in August 2010.

Projected date range: 10/01/2015 to 09/30/2023

II. Cost Summary

Cost Summary	Previous Years	FY 2022/23	FY 2023/24	FY 2024/25	FY 2025/26	FY 2026/27	Future	Total
CAPITAL MISCELLANEOUS	141,000	-	-	-	-	-	-	141,000
CONSTRUCTION	21,302,977	-	-	-	-	-	-	21,302,977
CONSTRUCTION MANAGEMENT	282,111	-	-	-	-	-	-	282,111
DESIGN AND ENGINEERING	3,121,850	-	-	-	-	-	-	3,121,850
PROGRAM MANAGEMENT	1,054,935	-	-	-	-	-	-	1,054,935
Total:	**25,902,873**	**-**	**-**	**-**	**-**	**-**	**-**	**25,902,873**

III. Fund Summary

Fund Summary	Previous Years	FY 2022/23	FY 2023/24	FY 2024/25	FY 2025/26	FY 2026/27	Future	Total
187 HALF CENT TRANS. SURTAX COUNTY	378,000	-	-	-	-	-	-	378,000
304 CAPITAL RESERVE	30,000	-	-	-	-	-	-	30,000
365 CITY CENTER RDA CAP FUND	750,000	-	-	-	-	-	-	750,000
373 99 GO BONDS-NEIGHBORHOOD IMPRO	197,991	-	-	-	-	-	-	197,991
376 99 GO BONDS - NEIGHBORHOOD IMP	13,527	-	-	-	-	-	-	13,527
384 2003 GO BONDS - NEIGHBORHOODS	3,878,208	-	-	-	-	-	-	3,878,208
389 SOUTH POINTE CAPITAL	4,900,000	-	-	-	-	-	-	4,900,000

MIAMIBEACH

CITY OF MIAMI BEACH
FY 2023 - 2027 Capital Budget and 5-Year Capital Improvement Plan

418 W&S CAP PROJ FNDED BY OPER FDS	376,706	-	-	-	-	-	-	376,706
419 2017 WATER & SEWER BONDS	110,000	-	-	-	-	-	-	110,000
420 W&S GBL SERIES 2010 2009-27243	1,632,360	-	-	-	-	-	-	1,632,360
424 WATER & SEWER BONDS 2000S	1,063,111	-	-	-	-	-	-	1,063,111
425 WATER AND SEWER ENTERPRISE FUN	106,783	-	-	-	-	-	-	106,783
428 STORMWATER BONDS 2000S	1,260,981	-	-	-	-	-	-	1,260,981
429 2017 STORMWATER BONDS	515,356	-	-	-	-	-	-	515,356
431 2011 STORMWATER BOND2011-27782	5,854,876	-	-	-	-	-	-	5,854,876
432 STORMWATER BONDS 2015	4,433,928	-	-	-	-	-	-	4,433,928
434 STORMWATER CAPITAL NOT BONDS	401,046	-	-	-	-	-	-	401,046
Total:	**25,902,873**	**-**	**-**	**-**	**-**	**-**	**-**	**25,902,873**

MIAMIBEACH

CITY OF MIAMI BEACH
FY 2023 - 2027 Capital Budget and 5-Year Capital Improvement Plan

I. General

WEST AVENUE BICYCLE LANES PHASE II **STREET / SIDEWALKS STREETSCAPE**

Project Number:	62222
Department:	TRANSPORTATION
Location:	SOUTH BEACH
Description:	Implementation of protected bicycle lanes on West Avenue between Dade Boulevard and 20th Street/Sunset Drive and along 20th Street to connect to the West Avenue and Sunset Harbour neighborhood.
Projected date range:	10/01/2021 to 08/01/2023

II. Cost Summary

Cost Summary	Previous Years	FY 2022/23	FY 2023/24	FY 2024/25	FY 2025/26	FY 2026/27	Future	Total
CONTRACTED SERVICES REPAIR	131,000	534,000	-	-	-	-	-	665,000
Total:	**131,000**	**534,000**	**-**	**-**	**-**	**-**	**-**	**665,000**

III. Fund Summary

Fund Summary	Previous Years	FY 2022/23	FY 2023/24	FY 2024/25	FY 2025/26	FY 2026/27	Future	Total
106 TRANSPORTATION FUND 106	108,000	-	-	-	-	-	-	108,000
158 CONCURRENCY MITIGATION FUND	23,000	534,000	-	-	-	-	-	557,000
Total:	**131,000**	**534,000**	**-**	**-**	**-**	**-**	**-**	**665,000**

MIAMIBEACH

CITY OF MIAMI BEACH
FY 2023 - 2027 Capital Budget and 5-Year Capital Improvement Plan

I. General

WEST AVENUE PHASE II **STREET / SIDEWALKS STREETSCAPE**

Project Number: 20597

Department: CAPITAL IMPROVEMENT PROGRAM

Location: SOUTH BEACH

Description: Improvements of West Avenue from 8th Street to 15th Street, including street raising of the roads within the project limits to minimum crown elevation of 3.7 North American Vertica Datum of 1988 (NAVD); harmonization of adjacent properties, reconstruction of driveways, Alton Court alley and pedestrian accesses; Gravity wall and handrails areas where harmonization of properties is not feasible. Installation of new drainage system. property drainage such as yard drains and/or driveway trench drains; Includes a new pump station, and outfall at the west end of Lincoln road. Replacing the water and sewer system; New street and pedestrian lighting; Street signalization; paver crosswalks; landscaping and irrigation; street parking.

Projected date range: 05/16/2017 to 03/31/2025

II. Cost Summary

Cost Summary	Previous Years	FY 2022/23	FY 2023/24	FY 2024/25	FY 2025/26	FY 2026/27	Future	Total
CAPITAL MISCELLANEOUS	313,451	-	-	-	-	-	-	313,451
CONSTRUCTION	95,135,420	-	-	-	-	-	-	95,135,420
CONSTRUCTION MANAGEMENT	5,660,329	-	-	-	-	-	-	5,660,329
DESIGN AND ENGINEERING	4,031,505	-	-	-	-	-	-	4,031,505
OIG FUNDING	114	-	-	-	-	-	-	114
Total:	**105,140,819**	**-**	**-**	**-**	**-**	**-**	**-**	**105,140,819**

III. Fund Summary

Fund Summary	Previous Years	FY 2022/23	FY 2023/24	FY 2024/25	FY 2025/26	FY 2026/27	Future	Total
112 RESILIENCY	15,000,000	(5,564,869)	-	-	-	-	-	9,435,131
187 HALF CENT TRANS. SURTAX COUNTY	530,000	-	-	-	-	-	-	530,000
301 CAP. PROJ. NOT FINANCED BY BON	8,861	-	-	-	-	-	-	8,861
302 PAY-AS-YOU-GO	1,469,640	-	-	-	-	-	-	1,469,640
305 SB QUALITY OF LIFE REST.TAX 1%	67,781	-	-	-	-	-	-	67,781
320 GENERAL CAPITAL -MDC ILA	7,390,575	-	-	-	-	-	-	7,390,575
384 2003 GO BONDS - NEIGHBORHOODS	3,010,683	-	-	-	-	-	-	3,010,683
388 MDC CDT INTERLOCAL-CDT/RTX	501,093	-	-	-	-	-	-	501,093

MIAMIBEACH

CITY OF MIAMI BEACH
FY 2023 - 2027 Capital Budget and 5-Year Capital Improvement Plan

419 2017 WATER & SEWER BONDS	18,333,671	-	-	-	-	-	-	18,333,671
428 STORMWATER BONDS 2000S	-	23,053	-	-	-	-	-	23,053
429 2017 STORMWATER BONDS	57,041,515	2,107,610	-	-	-	-	-	59,149,125
431 2011 STORMWATER BOND2011-27782	-	107,809	-	-	-	-	-	107,809
433 STORMWATER PROJECTS - MDC ILA	1,787,000	-	-	-	-	-	-	1,787,000
434 STORMWATER CAPITAL NOT BONDS	-	3,326,397	-	-	-	-	-	3,326,397
Total:	**105,140,819**	**-**	**-**	**-**	**-**	**-**	**-**	**105,140,819**

MIAMIBEACH

MIAMIBEACH

CITY OF MIAMI BEACH
FY 2023 - 2027 Capital Budget and 5-Year Capital Improvement Plan

I. General

5TH STREET FLYOVER LIGHTING **STREET LIGHTING**

Project Number:	21218
Department:	PW ENGINEERING
Location:	SOUTH BEACH
Description:	5th Street Flyover Lighting Enhancement- As a result of landscaping improvements made under the flyover bridge by the Green Space Division, the Power Works Street lighting division was asked to provide temporary lighting until such time as permanent lighting was installed. This Project consists of design implementation of a permanent lighting system
Projected date range:	10/01/2017 to 12/31/2022

II. Cost Summary

Cost Summary	Previous Years	FY 2022/23	FY 2023/24	FY 2024/25	FY 2025/26	FY 2026/27	Future	Total
ARCHITECT AND ENGINEERING	25,000	-	-	-	-	-	-	25,000
CONSTRUCTION	110,000	-	-	-	-	-	-	110,000
CONTINGENCY	13,779	-	-	-	-	-	-	13,779
Total:	**148,779**	**-**	**-**	**-**	**-**	**-**	**-**	**148,779**

III. Fund Summary

Fund Summary	Previous Years	FY 2022/23	FY 2023/24	FY 2024/25	FY 2025/26	FY 2026/27	Future	Total
305 SB QUALITY OF LIFE REST.TAX 1%	148,779	-	-	-	-	-	-	148,779
Total:	**148,779**	**-**	**-**	**-**	**-**	**-**	**-**	**148,779**

MIAMIBEACH

CITY OF MIAMI BEACH
FY 2023 - 2027 Capital Budget and 5-Year Capital Improvement Plan

I. General

BEACHWALK LIGHTING RETRO **STREET LIGHTING**

Project Number:	27070
Department:	PROPERTY MANAGEMENT
Location:	SOUTH BEACH
Description:	Provide LED, turtle friendly lighting for the Beachwalk in compliance with new Florida Department of Environmental Protection (FDEP) requirements
Projected date range:	10/01/2015 to 12/31/2022

II. Cost Summary

Cost Summary	Previous Years	FY 2022/23	FY 2023/24	FY 2024/25	FY 2025/26	FY 2026/27	Future	Total
CONSTRUCTION	503,000	-	-	-	-	-	-	503,000
CONSTRUCTION MANAGEMENT	40,625	-	-	-	-	-	-	40,625
CONTINGENCY	50,000	-	-	-	-	-	-	50,000
DESIGN AND ENGINEERING	72,000	-	-	-	-	-	-	72,000
Total:	**665,625**	**-**	**-**	**-**	**-**	**-**	**-**	**665,625**

III. Fund Summary

Fund Summary	Previous Years	FY 2022/23	FY 2023/24	FY 2024/25	FY 2025/26	FY 2026/27	Future	Total
365 CITY CENTER RDA CAP FUND	665,625	-	-	-	-	-	-	665,625
Total:	**665,625**	**-**	**-**	**-**	**-**	**-**	**-**	**665,625**

MIAMIBEACH

CITY OF MIAMI BEACH
FY 2023 - 2027 Capital Budget and 5-Year Capital Improvement Plan

I. General

CITYWIDE PARKING LOTS LIGHTING **STREET LIGHTING**

Project Number:	62940
Department:	PROPERTY MANAGEMENT
Location:	CITYWIDE
Description:	To provide adequate lighting in the City parking lots as determined by City code and IES standards. To provide a safe environment for our citizens and visitors. To provide a deterrent to crime.
Projected date range:	10/01/2015 to 12/31/2022

II. Cost Summary

Cost Summary	Previous Years	FY 2022/23	FY 2023/24	FY 2024/25	FY 2025/26	FY 2026/27	Future	Total
CONTRACTED SERVICES REPAIR	42,000	-	-	-	-	-	-	42,000
EQUIPMENT	132,000	-	-	-	-	-	-	132,000
OTHER CONTRACTUAL SERVICES	250,000	-	-	-	-	-	-	250,000
PROFESSIONAL SERVICES	26,000	-	-	-	-	-	-	26,000
Total:	**450,000**	**-**	**-**	**-**	**-**	**-**	**-**	**450,000**

III. Fund Summary

Fund Summary	Previous Years	FY 2022/23	FY 2023/24	FY 2024/25	FY 2025/26	FY 2026/27	Future	Total
480 PARKING OPERATIONS FUND	200,000	-	-	-	-	-	-	200,000
490 PARKING CAPITAL NOT BONDS	250,000	-	-	-	-	-	-	250,000
Total:	**450,000**	**-**	**-**	**-**	**-**	**-**	**-**	**450,000**

MIAMIBEACH

CITY OF MIAMI BEACH
FY 2023 - 2027 Capital Budget and 5-Year Capital Improvement Plan

I. General

GO#55: STREET LIGHTING IMPROVEMENTS **STREET LIGHTING**

Project Number:	69019
Department:	PW ADMINISTRATION
Location:	CITYWIDE
Description:	Install a state-of-the-art, energy-efficient, LED street lighting system to roadways and walkways citywide, thereby increasing public safety and security for drivers and pedestrians across the city.
Projected date range:	02/13/2019 to 09/30/2024

II. Cost Summary

Cost Summary	Previous Years	FY 2022/23	FY 2023/24	FY 2024/25	FY 2025/26	FY 2026/27	Future	Total
CONSTRUCTION	-	-	6,500,000	-	-	-	-	6,500,000
CONTRACTED SERVICES REPAIR	3,424,000	-	-	-	-	-	-	3,424,000
PROGRAM MANAGEMENT	76,000	-	-	-	-	-	-	76,000
Total:	**3,500,000**	**-**	**6,500,000**	**-**	**-**	**-**	**-**	**10,000,000**

III. Fund Summary

Fund Summary	Previous Years	FY 2022/23	FY 2023/24	FY 2024/25	FY 2025/26	FY 2026/27	Future	Total
392 2019 GO BONDS - PUBLIC SAFETY	3,500,000	-	-	-	-	-	-	3,500,000
FGO P.SAFE FUTURE GO BONDS PUBLIC SAFETY	-	-	6,500,000	-	-	-	-	6,500,000
Total:	**3,500,000**	**-**	**6,500,000**	**-**	**-**	**-**	**-**	**10,000,000**

MIAMIBEACH

CITY OF MIAMI BEACH
FY 2023 - 2027 Capital Budget and 5-Year Capital Improvement Plan

I. General

SMART LIGHTING MASTER PLAN **STREET LIGHTING**

Project Number: 64918

Department: PW ADMINISTRATION

Location: CITYWIDE

Description: The purpose of this project is to create a Smart City Lighting System that will implement a standard lighting system throughout the City. Phase 1 of this task will include performing an urban lighting inventory and analysis, developing citywide lighting standards, developing an urban lighting approach and design to include Computerized Maintenance and Management Systems (CMMS), with a goal towards achieving energy and operational efficiencies, and providing preliminary upgrade and construction plans for architectural and street lighting design upgrades.

Projected date range: 07/24/2018 to 12/31/2027

II. Cost Summary

Cost Summary	Previous Years	FY 2022/23	FY 2023/24	FY 2024/25	FY 2025/26	FY 2026/27	Future	Total
CONTRACTED SERVICES REPAIR	2,463,895	-	400,000	800,000	903,233	296,767	-	4,863,895
Total:	**2,463,895**	**-**	**400,000**	**800,000**	**903,233**	**296,767**	**-**	**4,863,895**

III. Fund Summary

Fund Summary	Previous Years	FY 2022/23	FY 2023/24	FY 2024/25	FY 2025/26	FY 2026/27	Future	Total
171 LOCAL OPTION GAS TAX	203,000	-	-	-	-	-	-	203,000
302 PAY-AS-YOU-GO	1,000,000	-	-	-	-	-	-	1,000,000
305 SB QUALITY OF LIFE REST.TAX 1%	664,012	-	-	-	503,233	296,767	-	1,464,012
306 MB QUALITY OF LIFE RESO.TX 1%	200,000	-	-	600,000	200,000	-	-	1,000,000
307 NB QUAL OF LIFE RESORT TAX 1%	396,883	-	400,000	200,000	200,000	-	-	1,196,883
Total:	**2,463,895**	**-**	**400,000**	**800,000**	**903,233**	**296,767**	**-**	**4,863,895**

MIAMIBEACH

CITY OF MIAMI BEACH
FY 2023 - 2027 Capital Budget and 5-Year Capital Improvement Plan

I. General

STREET LIGHTING IMPROVEMENTS **STREET LIGHTING**

Project Number:	27800
Department:	PW STREETS
Location:	CITYWIDE
Description:	Streetlighting Improvements and/or additional lighting City Wide. Increase lighting levels and replace with LED's.
Projected date range:	10/01/2015 to 12/31/2027

II. Cost Summary

Cost Summary	Previous Years	FY 2022/23	FY 2023/24	FY 2024/25	FY 2025/26	FY 2026/27	Future	Total
CONSTRUCTION	996,305	-	629,000	-	-	-	-	1,625,305
FUTURE	-	-	-	-	-	-	50,000,000	50,000,000
Total:	**996,305**	**-**	**629,000**	**-**	**-**	**-**	**50,000,000**	**51,625,305**

III. Fund Summary

Fund Summary	Previous Years	FY 2022/23	FY 2023/24	FY 2024/25	FY 2025/26	FY 2026/27	Future	Total
125 CAPITAL RENEWAL & REPLACEMENT	300,000	-	-	-	-	-	-	300,000
305 SB QUALITY OF LIFE REST.TAX 1%	201,988	-	-	-	-	-	-	201,988
306 MB QUALITY OF LIFE RESO.TX 1%	493,600	-	-	-	-	-	-	493,600
307 NB QUAL OF LIFE RESORT TAX 1%	717	-	629,000	-	-	-	-	629,717
FUTURE	-	-	-	-	-	-	50,000,000	50,000,000
Total:	**996,305**	**-**	**629,000**	**-**	**-**	**-**	**50,000,000**	**51,625,305**

MIAMIBEACH

CITY OF MIAMI BEACH
FY 2023 - 2027 Capital Budget and 5-Year Capital Improvement Plan

I. General

10TH STREET NEIGHBORHOOD GREENWAY **TRANSIT / TRANSPORTATION**

Project Number:	60327
Department:	TRANSPORTATION
Location:	SOUTH BEACH
Description:	Feasibility analysis, design, and construction of a Neighborhood Greenway along 10th Street. The project will include traffic calming features, speed limit reduction, and other features to prioritize pedestrian and bicycle transportation.
Projected date range:	10/01/2021 to 09/30/2024

II. Cost Summary

Cost Summary	Previous Years	FY 2022/23	FY 2023/24	FY 2024/25	FY 2025/26	FY 2026/27	Future	Total
CONSTRUCTION	190,000	233,000	-	-	-	-	-	423,000
FUTURE	-	-	-	-	-	-	1,080,000	1,080,000
Total:	**190,000**	**233,000**	**-**	**-**	**-**	**-**	**1,080,000**	**1,503,000**

III. Fund Summary

Fund Summary	Previous Years	FY 2022/23	FY 2023/24	FY 2024/25	FY 2025/26	FY 2026/27	Future	Total
106 TRANSPORTATION FUND 106	190,000	-	-	-	-	-	-	190,000
158 CONCURRENCY MITIGATION FUND	-	233,000	-	-	-	-	-	233,000
FUTURE	-	-	-	-	-	-	1,080,000	1,080,000
Total:	**190,000**	**233,000**	**-**	**-**	**-**	**-**	**1,080,000**	**1,503,000**

MIAMIBEACH

CITY OF MIAMI BEACH
FY 2023 - 2027 Capital Budget and 5-Year Capital Improvement Plan

I. General

15TH STREET NEIGHBORHOOD GREENWAY **TRANSIT / TRANSPORTATION**

Project Number:	63928
Department:	TRANSPORTATION
Location:	SOUTH BEACH
Description:	Design and construction of neighborhood greenway on 15th Street Avenue.
Projected date range:	10/01/2027 to 09/30/2028

II. Cost Summary

Cost Summary	Previous Years	FY 2022/23	FY 2023/24	FY 2024/25	FY 2025/26	FY 2026/27	Future	Total
FUTURE	-	-	-	-	-	-	2,803,613	2,803,613
Total:	**-**	**-**	**-**	**-**	**-**	**-**	**2,803,613**	**2,803,613**

III. Fund Summary

Fund Summary	Previous Years	FY 2022/23	FY 2023/24	FY 2024/25	FY 2025/26	FY 2026/27	Future	Total
FUTURE	-	-	-	-	-	-	2,803,613	2,803,613
Total:	**-**	**-**	**-**	**-**	**-**	**-**	**2,803,613**	**2,803,613**

MIAMIBEACH

CITY OF MIAMI BEACH
FY 2023 - 2027 Capital Budget and 5-Year Capital Improvement Plan

I. General

16TH STREET PROTECTED BIKE LANES **TRANSIT / TRANSPORTATION**

Project Number:	20221
Department:	TRANSPORTATION
Location:	SOUTH BEACH
Description:	Design and Implementation of Protected Bicycle Lanes along 16th Street between Washington Avenue and Bay Road. This project was adopted by the City Commission as part of the 2016 Transportation Master Plan.
Projected date range:	10/01/2022 to 12/31/2023

II. Cost Summary

Cost Summary	Previous Years	FY 2022/23	FY 2023/24	FY 2024/25	FY 2025/26	FY 2026/27	Future	Total
CONSTRUCTION	90,000	-	-	-	-	-	-	90,000
FUTURE	-	-	-	-	-	-	560,000	560,000
Total:	**90,000**	**-**	**-**	**-**	**-**	**-**	**560,000**	**650,000**

III. Fund Summary

Fund Summary	Previous Years	FY 2022/23	FY 2023/24	FY 2024/25	FY 2025/26	FY 2026/27	Future	Total
106 TRANSPORTATION FUND 106	90,000	-	-	-	-	-	-	90,000
FUTURE	-	-	-	-	-	-	560,000	560,000
Total:	**90,000**	**-**	**-**	**-**	**-**	**-**	**560,000**	**650,000**

MIAMIBEACH

CITY OF MIAMI BEACH
FY 2023 - 2027 Capital Budget and 5-Year Capital Improvement Plan

I. General

2 WAY CONVERSION 42ND ST. SHERIDAN **TRANSIT / TRANSPORTATION**

Project Number: 20327

Department: CAPITAL IMPROVEMENT PROGRAM

Location: MIDDLE BEACH

Description: 42nd Street is a one-way two-lane corridor between Pine Tree Drive and Prairie Avenue. In late 2014, the City Commission authorized the Transportation Department to engage a consutant to review the configuration of the corridor as a result of several request from the Jewish Community Center .In August 2015, the City finalized a study to two-way the section of the corridor between Sheridan Avenue and Pine Tree Drive. This configuration will allow drivers who whish to access the Jewish Community Center to use Sheridan Avenue and 42nd Street to access the center comfortably. In addition, this improvement will benefit safety at the intersection of Pine Tree Drive and 42nd Street by providing signalized pedestrian crossings. In order to implement this configuration, the traffic signals at the intersection of Pine Tree Drive and 42nd Street will need to be retrofitted to serve eastbound traffic. This study has been approved by Miami-Dade County Department of Transportation and Public Works.

Projected date range: 10/01/2016 to 12/31/2022

II. Cost Summary

Cost Summary	Previous Years	FY 2022/23	FY 2023/24	FY 2024/25	FY 2025/26	FY 2026/27	Future	Total
CONSTRUCTION	448,393	-	-	-	-	-	-	448,393
CONSTRUCTION MANAGEMENT	60,782	-	-	-	-	-	-	60,782
DESIGN AND ENGINEERING	825	-	-	-	-	-	-	825
Total:	**510,000**	**-**	**-**	**-**	**-**	**-**	**-**	**510,000**

III. Fund Summary

Fund Summary	Previous Years	FY 2022/23	FY 2023/24	FY 2024/25	FY 2025/26	FY 2026/27	Future	Total
384 2003 GO BONDS - NEIGHBORHOODS	510,000	-	-	-	-	-	-	510,000
Total:	**510,000**	**-**	**-**	**-**	**-**	**-**	**-**	**510,000**

MIAMIBEACH

CITY OF MIAMI BEACH
FY 2023 - 2027 Capital Budget and 5-Year Capital Improvement Plan

I. General

20TH STREET NEIGHBORHOOD GREENWAY **TRANSIT / TRANSPORTATION**

Project Number: 61525
Department: PROPERTY MANAGEMENT
Location: SOUTH BEACH
Description: Design and construction of neighborhood greenway on 20th Street Avenue.

Projected date range: 10/01/2024 to 09/30/2026

II. Cost Summary

Cost Summary	Previous Years	FY 2022/23	FY 2023/24	FY 2024/25	FY 2025/26	FY 2026/27	Future	Total
CONSTRUCTION	-	-	-	12,750	99,395	-	-	112,145
Total:	**-**	**-**	**-**	**12,750**	**99,395**	**-**	**-**	**112,145**

III. Fund Summary

Fund Summary	Previous Years	FY 2022/23	FY 2023/24	FY 2024/25	FY 2025/26	FY 2026/27	Future	Total
106 TRANSPORTATION FUND 106	-	-	-	12,750	99,395	-	-	112,145
Total:	**-**	**-**	**-**	**12,750**	**99,395**	**-**	**-**	**112,145**

MIAMIBEACH

CITY OF MIAMI BEACH
FY 2023 - 2027 Capital Budget and 5-Year Capital Improvement Plan

I. General

21ST STREET PROTECTED BICYCLE LANES **TRANSIT / TRANSPORTATION**

Project Number: 63628
Department: TRANSPORTATION
Location: SOUTH BEACH
Description: Design and construction protected bike lanes on 21st Street between Washington Avenue and the Beachwalk.
Projected date range: 10/01/2027 to 09/30/2028

II. Cost Summary

Cost Summary	Previous Years	FY 2022/23	FY 2023/24	FY 2024/25	FY 2025/26	FY 2026/27	Future	Total
FUTURE	-	-	-	-	-	-	1,662,729	1,662,729
Total:	**-**	**-**	**-**	**-**	**-**	**-**	**1,662,729**	**1,662,729**

III. Fund Summary

Fund Summary	Previous Years	FY 2022/23	FY 2023/24	FY 2024/25	FY 2025/26	FY 2026/27	Future	Total
FUTURE	-	-	-	-	-	-	1,662,729	1,662,729
Total:	**-**	**-**	**-**	**-**	**-**	**-**	**1,662,729**	**1,662,729**

MIAMIBEACH

CITY OF MIAMI BEACH
FY 2023 - 2027 Capital Budget and 5-Year Capital Improvement Plan

I. General

51ST STREET NEIGHBORHOOD GREENWAY **TRANSIT / TRANSPORTATION**

Project Number: 27860

Department: TRANSPORTATION

Location: MIDDLE BEACH

Description: Following coordination with the residents of 51st Street, the City will be designing and constructing a neighborhood greenway along 51st Street. The neighborhood greenway will include traffic calming, reduction in posted speed, and sharrows to increase the comfort of bicyclists currently using this road. The neighborhood greenway will be constructed as part of the Lake View Neighborhood Project.

Projected date range: 10/01/2015 to 12/31/2024

II. Cost Summary

Cost Summary	Previous Years	FY 2022/23	FY 2023/24	FY 2024/25	FY 2025/26	FY 2026/27	Future	Total
CAPITAL MISCELLANEOUS	40,000	-	-	-	-	-	-	40,000
CONSTRUCTION	10,000	160,000	-	-	-	-	-	170,000
FUTURE	-	-	-	-	-	-	1,263,971	1,263,971
Total:	**50,000**	**160,000**	**-**	**-**	**-**	**-**	**1,263,971**	**1,473,971**

III. Fund Summary

Fund Summary	Previous Years	FY 2022/23	FY 2023/24	FY 2024/25	FY 2025/26	FY 2026/27	Future	Total
187 HALF CENT TRANS. SURTAX COUNTY	50,000	160,000	-	-	-	-	-	210,000
FUTURE	-	-	-	-	-	-	1,263,971	1,263,971
Total:	**50,000**	**160,000**	**-**	**-**	**-**	**-**	**1,263,971**	**1,473,971**

MIAMIBEACH

CITY OF MIAMI BEACH
FY 2023 - 2027 Capital Budget and 5-Year Capital Improvement Plan

I. General

69TH STREET BUFFERED BIKE LANES **TRANSIT / TRANSPORTATION**

Project Number: 61826
Department: TRANSPORTATION
Location: NORTH BEACH
Description: Design and construction buffered bike lanes on 69th Street between Indian Creek Drive and Indian Creek Drive

Projected date range: 10/01/2025 to 09/30/2026

II. Cost Summary

Cost Summary	Previous Years	FY 2022/23	FY 2023/24	FY 2024/25	FY 2025/26	FY 2026/27	Future	Total
RENOVATION	-	-	-	-	182,210	-	-	182,210
FUTURE	-	-	-	-	-	-	1,103,714	1,103,714
Total:	**-**	**-**	**-**	**-**	**182,210**	**-**	**1,103,714**	**1,285,924**

III. Fund Summary

Fund Summary	Previous Years	FY 2022/23	FY 2023/24	FY 2024/25	FY 2025/26	FY 2026/27	Future	Total
106 TRANSPORTATION FUND 106	-	-	-	-	182,210	-	-	182,210
FUTURE	-	-	-	-	-	-	1,103,714	1,103,714
Total:	**-**	**-**	**-**	**-**	**182,210**	**-**	**1,103,714**	**1,285,924**

MIAMIBEACH

CITY OF MIAMI BEACH
FY 2023 - 2027 Capital Budget and 5-Year Capital Improvement Plan

I. General

6TH STREET NEIGHBORHOOD GREENWAY **TRANSIT / TRANSPORTATION**

Project Number: 62224

Department: TRANSPORTATION

Location: SOUTH BEACH

Description: The City currently has no direct bicycle connection to the South of 5th Street Neighborhood. As part of the Master Plan this route was identified as a feasible route for bicycle connection between the West Avenue Neighborhood, Flamingo Park Neighborhood, and the South of 5t Street Neighborhood. Project includes the planning, design, and construction of a new neighborhood greenway to establish a safe connection.

Projected date range: 10/01/2023 to 09/30/2025

II. Cost Summary

Cost Summary	Previous Years	FY 2022/23	FY 2023/24	FY 2024/25	FY 2025/26	FY 2026/27	Future	Total
ARCHITECT AND ENGINEERING	-	-	525,000	2,382,450	-	-	-	2,907,450
Total:	**-**	**-**	**525,000**	**2,382,450**	**-**	**-**	**-**	**2,907,450**

III. Fund Summary

Fund Summary	Previous Years	FY 2022/23	FY 2023/24	FY 2024/25	FY 2025/26	FY 2026/27	Future	Total
106 TRANSPORTATION FUND 106	-	-	525,000	2,382,450	-	-	-	2,907,450
Total:	**-**	**-**	**525,000**	**2,382,450**	**-**	**-**	**-**	**2,907,450**

MIAMIBEACH

CITY OF MIAMI BEACH
FY 2023 - 2027 Capital Budget and 5-Year Capital Improvement Plan

I. General

71ST STREET BRIDGE BIKE LANES **TRANSIT / TRANSPORTATION**

Project Number: 66222

Department: TRANSPORTATION

Location: NORTH BEACH

Description: Aesthetic improvements and geometric modifications to the 71st Street Bridge consisting of a road diet in the eastbound direction, landscaping improvements, a decorative railing, decorative lighting, and a protected bike lane in each direction. This work will require permits and potential agreements with FDOT.

Projected date range: 10/01/2021 to 12/31/2022

II. Cost Summary

Cost Summary	Previous Years	FY 2022/23	FY 2023/24	FY 2024/25	FY 2025/26	FY 2026/27	Future	Total
CONSTRUCTION	100,000	-	-	-	-	-	-	100,000
Total:	**100,000**	**-**	**-**	**-**	**-**	**-**	**-**	**100,000**

III. Fund Summary

Fund Summary	Previous Years	FY 2022/23	FY 2023/24	FY 2024/25	FY 2025/26	FY 2026/27	Future	Total
158 CONCURRENCY MITIGATION FUND	100,000	-	-	-	-	-	-	100,000
Total:	**100,000**	**-**	**-**	**-**	**-**	**-**	**-**	**100,000**

MIAMIBEACH

CITY OF MIAMI BEACH
FY 2023 - 2027 Capital Budget and 5-Year Capital Improvement Plan

I. General

71ST STREET DICKENS AVENUE INTERSEC **TRANSIT / TRANSPORTATION**

Project Number: 62324
Department: TRANSPORTATION
Location: NORTH BEACH
Description: Design and construction of capacity enhancements to the intersection consisting of an additional southbound lane.

Projected date range: 10/01/2023 to 09/30/2024

II. Cost Summary

Cost Summary	Previous Years	FY 2022/23	FY 2023/24	FY 2024/25	FY 2025/26	FY 2026/27	Future	Total
ARCHITECT AND ENGINEERING	-	-	161,500	1,258,997	-	-	-	1,420,497
Total:	**-**	**-**	**161,500**	**1,258,997**	**-**	**-**	**-**	**1,420,497**

III. Fund Summary

Fund Summary	Previous Years	FY 2022/23	FY 2023/24	FY 2024/25	FY 2025/26	FY 2026/27	Future	Total
106 TRANSPORTATION FUND 106	-	-	161,500	1,258,997	-	-	-	1,420,497
Total:	**-**	**-**	**161,500**	**1,258,997**	**-**	**-**	**-**	**1,420,497**

MIAMIBEACH

CITY OF MIAMI BEACH
FY 2023 - 2027 Capital Budget and 5-Year Capital Improvement Plan

I. General

73RD STREET PROTECTED BIKE LANES **TRANSIT / TRANSPORTATION**

Project Number: 62717

Department: TRANSPORTATION

Location: NORTH BEACH

Description: Design and construction of protected/green bicycle lanes along 73rd Street from Dickens Avenue to the Beachwalk. This project connects various important landmarks in the North Shore Neighborhood, including North Shore Youth Center, Band Shell Park, and the Beachwalk. In addition, the project connects two existing bicycle facilities at Dickens Avenue and the Beachwalk. The project will be implemented as an interim project in advance of the North Shore Neighborhood Improvement Project.

Projected date range: 10/01/2015 to 12/31/2022

II. Cost Summary

Cost Summary	Previous Years	FY 2022/23	FY 2023/24	FY 2024/25	FY 2025/26	FY 2026/27	Future	Total
CONTRACTED SERVICES REPAIR	231,000	-	-	-	-	-	-	231,000
OTHER CONTRACTUAL SERVICES	3,000	-	-	-	-	-	-	3,000
PROFESSIONAL SERVICES	5,000	-	-	-	-	-	-	5,000
Total:	**239,000**	**-**	**-**	**-**	**-**	**-**	**-**	**239,000**

III. Fund Summary

Fund Summary	Previous Years	FY 2022/23	FY 2023/24	FY 2024/25	FY 2025/26	FY 2026/27	Future	Total
187 HALF CENT TRANS. SURTAX COUNTY	239,000	-	-	-	-	-	-	239,000
Total:	**239,000**	**-**	**-**	**-**	**-**	**-**	**-**	**239,000**

MIAMIBEACH

CITY OF MIAMI BEACH
FY 2023 - 2027 Capital Budget and 5-Year Capital Improvement Plan

I. General

ADAPTIVE TRAFFIC SIGNAL CONTROLS **TRANSIT / TRANSPORTATION**

Project Number: 20018

Department: TRANSPORTATION

Location: MIDDLE BEACH

Description: The Miami-Dade County Department of Transportation and Public Works is in the process of renewing traffic signal controllers throughout the County. The City will work with Miami-Dade County to advance the installation of new controllers along selected corridors and activate the adaptive module to improve mobility and reduce congestion during off-peak hours. Corridors may include, but not be limited to: 41st Street, 5th Street, MacArthur Causeway and Alton Road.

Projected date range: 10/01/2025 to 12/31/2026

II. Cost Summary

Cost Summary	Previous Years	FY 2022/23	FY 2023/24	FY 2024/25	FY 2025/26	FY 2026/27	Future	Total
FUTURE	-	-	-	-	-	-	1,800,000	1,800,000
Total:	**-**	**-**	**-**	**-**	**-**	**-**	**1,800,000**	**1,800,000**

III. Fund Summary

Fund Summary	Previous Years	FY 2022/23	FY 2023/24	FY 2024/25	FY 2025/26	FY 2026/27	Future	Total
FUTURE	-	-	-	-	-	-	1,800,000	1,800,000
Total:	**-**	**-**	**-**	**-**	**-**	**-**	**1,800,000**	**1,800,000**

MIAMIBEACH

CITY OF MIAMI BEACH
FY 2023 - 2027 Capital Budget and 5-Year Capital Improvement Plan

I. General

ALTON RD & 16TH STREET INTERSECTION **TRANSIT / TRANSPORTATION**

Project Number: 23020

Department: TRANSPORTATION

Location: SOUTH BEACH

Description: The intersection of Alton Road and 16th Street is one of the principal intersections in the City. The corridor currently suffers congestion in the westbound direction due to the lane configuration. The project consists of design and construction of a dedicated left turn lane for the westbound congestion, blocking of upstream intersection and enhancing safety.

Projected date range: 10/01/2019 to 12/31/2022

II. Cost Summary

Cost Summary	Previous Years	FY 2022/23	FY 2023/24	FY 2024/25	FY 2025/26	FY 2026/27	Future	Total
DESIGN AND ENGINEERING	540,000	-	-	-	-	-	-	540,000
Total:	**540,000**	**-**	**-**	**-**	**-**	**-**	**-**	**540,000**

III. Fund Summary

Fund Summary	Previous Years	FY 2022/23	FY 2023/24	FY 2024/25	FY 2025/26	FY 2026/27	Future	Total
171 LOCAL OPTION GAS TAX	540,000	-	-	-	-	-	-	540,000
Total:	**540,000**	**-**	**-**	**-**	**-**	**-**	**-**	**540,000**

MIAMIBEACH

CITY OF MIAMI BEACH
FY 2023 - 2027 Capital Budget and 5-Year Capital Improvement Plan

I. General

ALTON ROAD SHARED USE PATH PHASE II **TRANSIT / TRANSPORTATION**

Project Number:	21522
Department:	TRANSPORTATION
Location:	MIDDLE BEACH
Description:	Construction of the Alton Road Shared Use Path - Phase 2 between 43rd Street and Chase Avenue. This project is intended to be constructed concurrently with the FDOT Alton Road Reconstruction Project (FM 4291931) anticipated to begin in FY 2021.
Projected date range:	10/01/2025 to 12/31/2026

II. Cost Summary

Cost Summary	Previous Years	FY 2022/23	FY 2023/24	FY 2024/25	FY 2025/26	FY 2026/27	Future	Total
FUTURE	-	-	-	-	-	-	3,631,000	3,631,000
Total:	**-**	**-**	**-**	**-**	**-**	**-**	**3,631,000**	**3,631,000**

III. Fund Summary

Fund Summary	Previous Years	FY 2022/23	FY 2023/24	FY 2024/25	FY 2025/26	FY 2026/27	Future	Total
FUTURE	-	-	-	-	-	-	3,631,000	3,631,000
Total:	**-**	**-**	**-**	**-**	**-**	**-**	**3,631,000**	**3,631,000**

MIAMIBEACH

CITY OF MIAMI BEACH
FY 2023 - 2027 Capital Budget and 5-Year Capital Improvement Plan

I. General

BAY DRIVE NEIGHBORHOOD GREENWAY **TRANSIT / TRANSPORTATION**

Project Number:	60257
Department:	TRANSPORTATION
Location:	NORTH BEACH
Description:	Design and construction of a neighborhood greenway along Bay Drive on Normandy Island. The project will include speed calming features, landscaping, enhanced signage, and bicycle connections through existing cul-de-sacs.
Projected date range:	10/01/2016 to 09/30/2023

II. Cost Summary

Cost Summary	Previous Years	FY 2022/23	FY 2023/24	FY 2024/25	FY 2025/26	FY 2026/27	Future	Total
CONSTRUCTION	100,000	-	-	-	-	-	-	100,000
Total:	**100,000**	**-**	**-**	**-**	**-**	**-**	**-**	**100,000**

III. Fund Summary

Fund Summary	Previous Years	FY 2022/23	FY 2023/24	FY 2024/25	FY 2025/26	FY 2026/27	Future	Total
384 2003 GO BONDS - NEIGHBORHOODS	100,000	-	-	-	-	-	-	100,000
Total:	**100,000**	**-**	**-**	**-**	**-**	**-**	**-**	**100,000**

MIAMIBEACH

CITY OF MIAMI BEACH
FY 2023 - 2027 Capital Budget and 5-Year Capital Improvement Plan

I. General

BAYSHORE NEIGH. TRAFFIC CALMING 1A **TRANSIT / TRANSPORTATION**

Project Number:	20118
Department:	TRANSPORTATION
Location:	MIDDLE BEACH
Description:	Design and construction of traffic calming improvements in the Bayshore Neighborhood. This project is bein designed and constructed in conjunction with G.O. bond Project #42 - Traffic Calming.
Projected date range:	10/01/2017 to 12/31/2022

II. Cost Summary

Cost Summary	Previous Years	FY 2022/23	FY 2023/24	FY 2024/25	FY 2025/26	FY 2026/27	Future	Total
OTHER CONTRACTUAL SERVICES	378,075	-	-	-	-	-	-	378,075
Total:	**378,075**	**-**	**-**	**-**	**-**	**-**	**-**	**378,075**

III. Fund Summary

Fund Summary	Previous Years	FY 2022/23	FY 2023/24	FY 2024/25	FY 2025/26	FY 2026/27	Future	Total
106 TRANSPORTATION FUND 106	378,075	-	-	-	-	-	-	378,075
Total:	**378,075**	**-**	**-**	**-**	**-**	**-**	**-**	**378,075**

MIAMIBEACH

CITY OF MIAMI BEACH
FY 2023 - 2027 Capital Budget and 5-Year Capital Improvement Plan

I. General

BIARRITZ DR. NEIGHBORHOOD GREENWAY **TRANSIT / TRANSPORTATION**

Project Number: 61825

Department: TRANSPORTATION

Location: NORTH BEACH

Description: Design and construction of neighborhood greenway on Biarritz Drive. The project will include improvements to the existing cul-de-sacs along Biarritz Drive to provide bicycle/pedestrian connectivity

Projected date range: 10/01/2024 to 09/30/2025

II. Cost Summary

Cost Summary	Previous Years	FY 2022/23	FY 2023/24	FY 2024/25	FY 2025/26	FY 2026/27	Future	Total
ARCHITECT AND ENGINEERING	-	-	-	265,200	-	-	-	265,200
FUTURE	-	-	-	-	-	-	2,067,406	2,067,406
Total:	**-**	**-**	**-**	**265,200**	**-**	**-**	**2,067,406**	**2,332,606**

III. Fund Summary

Fund Summary	Previous Years	FY 2022/23	FY 2023/24	FY 2024/25	FY 2025/26	FY 2026/27	Future	Total
106 TRANSPORTATION FUND 106	-	-	-	265,200	-	-	-	265,200
FUTURE	-	-	-	-	-	-	2,067,406	2,067,406
Total:	**-**	**-**	**-**	**265,200**	**-**	**-**	**2,067,406**	**2,332,606**

MIAMIBEACH

CITY OF MIAMI BEACH
FY 2023 - 2027 Capital Budget and 5-Year Capital Improvement Plan

I. General

BICYCLE LANES/SHARED USE PTH IMPROV **TRANSIT / TRANSPORTATION**

Project Number: 21014

Department: TRANSPORTATION

Location: CITYWIDE

Description: The City is working on expanding the bicycle network as part of the G.O. Bond Program (Project # 43). Since the available funding in the G.O. Bond program will not cover the entire project cost, this project is intended to cover the gap in funding for the bicycle projects. The project includes: Shared Use Paths on Chase Avenue/34th Street and Alton Road, Protected Bicycle Lanes on 23rd Street, 63rd Street, and other Bicycle Lane and Shared-Use Path Improvements.

Projected date range: 10/01/2019 to 09/30/2027

II. Cost Summary

Cost Summary	Previous Years	FY 2022/23	FY 2023/24	FY 2024/25	FY 2025/26	FY 2026/27	Future	Total
CONSTRUCTION	130,000	1,635,000	-	1,607,358	318,773	53,869	-	3,745,000
FUTURE	-	-	-	-	-	-	756,000	756,000
Total:	**130,000**	**1,635,000**	**-**	**1,607,358**	**318,773**	**53,869**	**756,000**	**4,501,000**

III. Fund Summary

Fund Summary	Previous Years	FY 2022/23	FY 2023/24	FY 2024/25	FY 2025/26	FY 2026/27	Future	Total
106 TRANSPORTATION FUND 106	-	700,000	-	-	-	-	-	700,000
171 LOCAL OPTION GAS TAX	-	845,000	-	1,607,358	318,773	53,869	-	2,825,000
187 HALF CENT TRANS. SURTAX COUNTY	130,000	90,000	-	-	-	-	-	220,000
FUTURE	-	-	-	-	-	-	756,000	756,000
Total:	**130,000**	**1,635,000**	**-**	**1,607,358**	**318,773**	**53,869**	**756,000**	**4,501,000**

MIAMIBEACH

CITY OF MIAMI BEACH
FY 2023 - 2027 Capital Budget and 5-Year Capital Improvement Plan

I. General

DADE BOULEVARD AND MICHIGAN AVENUE **TRANSIT / TRANSPORTATION**

Project Number: 63528

Department: TRANSPORTATION

Location: SOUTH BEACH

Description: Design and construction of a traffic circle at the intersection of Dade Boulevard and Michigan Avenue. The project includes mitigation and harmonization of impacts to the Miami Beach Golf Course.

Projected date range: 10/01/2027 to 09/30/2028

II. Cost Summary

Cost Summary	Previous Years	FY 2022/23	FY 2023/24	FY 2024/25	FY 2025/26	FY 2026/27	Future	Total
FUTURE	-	-	-	-	-	-	3,151,548	3,151,548
Total:	**-**	**-**	**-**	**-**	**-**	**-**	**3,151,548**	**3,151,548**

III. Fund Summary

Fund Summary	Previous Years	FY 2022/23	FY 2023/24	FY 2024/25	FY 2025/26	FY 2026/27	Future	Total
FUTURE	-	-	-	-	-	-	3,151,548	3,151,548
Total:	**-**	**-**	**-**	**-**	**-**	**-**	**3,151,548**	**3,151,548**

MIAMIBEACH

CITY OF MIAMI BEACH
FY 2023 - 2027 Capital Budget and 5-Year Capital Improvement Plan

I. General

DADE BOULEVARD PROTECTED BICYCLE LN **TRANSIT / TRANSPORTATION**

Project Number: 64228
Department: TRANSPORTATION
Location: SOUTH BEACH
Description: Design and construction of a two-way cycle track on Dade Boulevard from the Venetian Causeway to Pine Tree Drive. The project includes
Projected date range: 10/01/2027 to 09/30/2028

II. Cost Summary

Cost Summary	Previous Years	FY 2022/23	FY 2023/24	FY 2024/25	FY 2025/26	FY 2026/27	Future	Total
FUTURE	-	-	-	-	-	-	3,151,548	3,151,548
Total:	**-**	**-**	**-**	**-**	**-**	**-**	**3,151,548**	**3,151,548**

III. Fund Summary

Fund Summary	Previous Years	FY 2022/23	FY 2023/24	FY 2024/25	FY 2025/26	FY 2026/27	Future	Total
FUTURE	-	-	-	-	-	-	3,151,548	3,151,548
Total:	**-**	**-**	**-**	**-**	**-**	**-**	**3,151,548**	**3,151,548**

MIAMIBEACH

CITY OF MIAMI BEACH
FY 2023 - 2027 Capital Budget and 5-Year Capital Improvement Plan

I. General

ENHANCED CROSSWALKS **TRANSIT / TRANSPORTATION**

Project Number: 22518

Department: TRANSPORTATION

Location: CITYWIDE

Description: Pedestrian Crosswalks meeting warrants for safety improvements will be enhanced with pavement marking improvements, enhanced/electronic signage, and In-Roadway Light Assemblies to increase driver compliance and pedestrian safety. The City will be analyzing West Avenue and 6th Street, West Avenue and 9th Street, West Avenue and 12th Street, West Avenue and 13th Street, Collins Avenue and 83rd Street, 77th Street and Byron Avenue, North Michigan Avenue and 43rd Street to implemented the warranted pedestrian enhancements.

Projected date range: 10/01/2017 to 09/30/2023

II. Cost Summary

Cost Summary	Previous Years	FY 2022/23	FY 2023/24	FY 2024/25	FY 2025/26	FY 2026/27	Future	Total
ARCHITECT AND ENGINEERING	80,000	-	-	-	-	-	-	80,000
CONSTRUCTION	400,000	-	-	-	-	-	-	400,000
Total:	**480,000**	**-**	**-**	**-**	**-**	**-**	**-**	**480,000**

III. Fund Summary

Fund Summary	Previous Years	FY 2022/23	FY 2023/24	FY 2024/25	FY 2025/26	FY 2026/27	Future	Total
187 HALF CENT TRANS. SURTAX COUNTY	480,000	-	-	-	-	-	-	480,000
Total:	**480,000**	**-**	**-**	**-**	**-**	**-**	**-**	**480,000**

MIAMIBEACH

CITY OF MIAMI BEACH
FY 2023 - 2027 Capital Budget and 5-Year Capital Improvement Plan

I. General

ENTRANCE SIGNS TO NORTH BEACH **TRANSIT / TRANSPORTATION**

Project Number: 64190

Department: CAPITAL IMPROVEMENT PROGRAM

Location: NORTH BEACH

Description: Project includes signage and related features at entrances to the City in North Beach at Harding and 87th Street and at 71st Street at the eastern base of the JFK Causeway Bridge. The signs will be designed to be iconic features for North Beach and the City that will be compatible with the North Beach branding theme and give North Beach a distinct identity.

Projected date range: 10/01/2015 to 12/31/2024

II. Cost Summary

Cost Summary	Previous Years	FY 2022/23	FY 2023/24	FY 2024/25	FY 2025/26	FY 2026/27	Future	Total
CONSTRUCTION	356,000	-	831,679	91,000	-	-	-	1,278,679
CONTRACTED SERVICES REPAIR	251,530	-	-	-	-	-	-	251,530
FURNITURE, FIXTURES, EQUIPMENT	7,500	-	-	-	-	-	-	7,500
LAND ACQUISITION	25,470	-	-	-	-	-	-	25,470
PROFESSIONAL SERVICES	17,500	-	-	-	-	-	-	17,500
Total:	**658,000**	**-**	**831,679**	**91,000**	**-**	**-**	**-**	**1,580,679**

III. Fund Summary

Fund Summary	Previous Years	FY 2022/23	FY 2023/24	FY 2024/25	FY 2025/26	FY 2026/27	Future	Total
302 PAY-AS-YOU-GO	356,000	-	-	91,000	-	-	-	447,000
307 NB QUAL OF LIFE RESORT TAX 1%	302,000	-	831,679	-	-	-	-	1,133,679
Total:	**658,000**	**-**	**831,679**	**91,000**	**-**	**-**	**-**	**1,580,679**

MIAMIBEACH

CITY OF MIAMI BEACH
FY 2023 - 2027 Capital Budget and 5-Year Capital Improvement Plan

I. General

EUCLID AVE. PROTECTED BICYCLE LANE **TRANSIT / TRANSPORTATION**

Project Number: 27940

Department: TRANSPORTATION

Location: SOUTH BEACH

Description: Euclid Avenue is one of the most popular bicycle routes in Miami Beach. Making it as safe as possible, and attracting even more people to ride on this street is one of the best opportunities the City has to encourage a robust bicycle network. Initially, a parking protected bicycle facility should be installed along Euclid. This facility would form part of a larger network of protected bicycle facilities around Miami Beach. The protected bike lanes would consist of a 5' bike lane with a 2' buffer between the bike lane and the on-street parking area. The bike lane would be next to the curb. This project will also consist on painting green the existing bike lanes on Euclid Avenue from 5th Street to 16th Street. Colored pavement within a bicycle lane increases the visibility of the facility, identifies potential areas of conflict, and reinforces priority to bicyclists in conflict areas as well as in areas with pressure for illegal parking. Colored pavement can be utilized either as a corridor treatment along the length of a bike lane or protected bike lane, or as a spot treatment, such as a bike box, conflict area, or intersection crossing marking. Color can be applied along the entire length of bike lane or protected lane to increase the overall visibility of the facility. Consistent application of color across a bikeway corridor is important to promote clear understanding for all road users.

Projected date range: 10/01/2015 to 12/31/2022

II. Cost Summary

Cost Summary	Previous Years	FY 2022/23	FY 2023/24	FY 2024/25	FY 2025/26	FY 2026/27	Future	Total
CAPITAL MISCELLANEOUS	4,490	-	-	-	-	-	-	4,490
CONSTRUCTION	388,201	-	-	-	-	-	-	388,201
CONSTRUCTION MANAGEMENT	15,128	-	-	-	-	-	-	15,128
DESIGN AND ENGINEERING	62,181	-	-	-	-	-	-	62,181
Total:	**470,000**	**-**	**-**	**-**	**-**	**-**	**-**	**470,000**

III. Fund Summary

Fund Summary	Previous Years	FY 2022/23	FY 2023/24	FY 2024/25	FY 2025/26	FY 2026/27	Future	Total
187 HALF CENT TRANS. SURTAX COUNTY	470,000	-	-	-	-	-	-	470,000
Total:	**470,000**	**-**	**-**	**-**	**-**	**-**	**-**	**470,000**

MIAMIBEACH

CITY OF MIAMI BEACH
FY 2023 - 2027 Capital Budget and 5-Year Capital Improvement Plan

I. General

FAIRWAY DRIVE SHARED-USE PATH **TRANSIT / TRANSPORTATION**

Project Number: 61725
Department: TRANSPORTATION
Location: MIDDLE BEACH
Description: Design and construction of a shared-use path on Fairway Drive bordering the north side of the Normandy Isle Golf Course and providing bicycle/pedestrian access to the gated community

Projected date range: 10/01/2024 to 09/30/2025

II. Cost Summary

Cost Summary	Previous Years	FY 2022/23	FY 2023/24	FY 2024/25	FY 2025/26	FY 2026/27	Future	Total
ARCHITECT AND ENGINEERING	-	-	-	654,500	-	-	-	654,500
FUTURE	-	-	-	-	-	-	5,102,251	5,102,251
Total:	**-**	**-**	**-**	**654,500**	**-**	**-**	**5,102,251**	**5,756,751**

III. Fund Summary

Fund Summary	Previous Years	FY 2022/23	FY 2023/24	FY 2024/25	FY 2025/26	FY 2026/27	Future	Total
106 TRANSPORTATION FUND 106	-	-	-	654,500	-	-	-	654,500
FUTURE	-	-	-	-	-	-	5,102,251	5,102,251
Total:	**-**	**-**	**-**	**654,500**	**-**	**-**	**5,102,251**	**5,756,751**

MIAMIBEACH

CITY OF MIAMI BEACH
FY 2023 - 2027 Capital Budget and 5-Year Capital Improvement Plan

I. General

GO#42: TRAFFIC CALMING **TRANSIT / TRANSPORTATION**

Project Number: 68419

Department: TRANSPORTATION

Location: CITYWIDE

Description: Implement various traffic calming features in neighborhoods with heavy traffic and frequent speeding incidents such as: Nautilus, Bayshore, Normandy Isle, and Palm View. The project consists of the design and construction of traffic circles, speed humps, designated bike lanes and reduced speed limit signage.

Projected date range: 02/13/2019 to 12/31/2023

II. Cost Summary

Cost Summary	Previous Years	FY 2022/23	FY 2023/24	FY 2024/25	FY 2025/26	FY 2026/27	Future	Total
CONSTRUCTION MANAGEMENT	68,259	-	-	-	-	-	-	68,259
CONTRACTED SERVICES REPAIR	859,389	-	500,000	-	-	-	-	1,359,389
PROFESSIONAL SERVICES	549,552	-	-	-	-	-	-	549,552
PROGRAM MANAGEMENT	22,800	-	-	-	-	-	-	22,800
Total:	**1,500,000**	**-**	**500,000**	**-**	**-**	**-**	**-**	**2,000,000**

III. Fund Summary

Fund Summary	Previous Years	FY 2022/23	FY 2023/24	FY 2024/25	FY 2025/26	FY 2026/27	Future	Total
393 2019 GO BONDS- NEIGHBORHOODS	1,500,000	-	-	-	-	-	-	1,500,000
FGO NEIGH FUTURE G.O. BONDS NEIGHBORHOOD	-	-	500,000	-	-	-	-	500,000
Total:	**1,500,000**	**-**	**500,000**	**-**	**-**	**-**	**-**	**2,000,000**

MIAMIBEACH

CITY OF MIAMI BEACH
FY 2023 - 2027 Capital Budget and 5-Year Capital Improvement Plan

I. General

GO#43: BIKE LANES & SHARED USE PATH **TRANSIT / TRANSPORTATION**

Project Number: 68619

Department: TRANSPORTATION

Location: CITYWIDE

Description: Improve citywide public safety and mobility by designing and constructing protected bicycle lanes and shared-use paths for: Chase Avenue from Alton Road to 34th Street, 23rd Street/22nd Street from Dade Blvd. to Collins Avenue, and 63rd Street from Alton Road to Collins Avenue.

Projected date range: 02/13/2019 to 09/30/2025

II. Cost Summary

Cost Summary	Previous Years	FY 2022/23	FY 2023/24	FY 2024/25	FY 2025/26	FY 2026/27	Future	Total
CONSTRUCTION MANAGEMENT	117,000	-	-	-	-	-	-	117,000
CONTRACTED SERVICES REPAIR	1,445,325	-	2,620,000	-	-	-	-	4,065,325
OPERATING CMB CONST MGMNT FEE	15,159	-	-	-	-	-	-	15,159
PROFESSIONAL SERVICES	764,516	-	-	-	-	-	-	764,516
PROGRAM MANAGEMENT	38,000	-	-	-	-	-	-	38,000
Total:	**2,380,000**	**-**	**2,620,000**	**-**	**-**	**-**	**-**	**5,000,000**

III. Fund Summary

Fund Summary	Previous Years	FY 2022/23	FY 2023/24	FY 2024/25	FY 2025/26	FY 2026/27	Future	Total
393 2019 GO BONDS- NEIGHBORHOODS	2,380,000	-	-	-	-	-	-	2,380,000
FGO NEIGH FUTURE G.O. BONDS NEIGHBORHOOD	-	-	2,620,000	-	-	-	-	2,620,000
Total:	**2,380,000**	**-**	**2,620,000**	**-**	**-**	**-**	**-**	**5,000,000**

MIAMIBEACH

CITY OF MIAMI BEACH
FY 2023 - 2027 Capital Budget and 5-Year Capital Improvement Plan

I. General

HAWTHORNE AVENUE NEIGHBORHOOD GREEN **TRANSIT / TRANSPORTATION**

Project Number: 22923
Department: TRANSPORTATION
Location: NORTH BEACH
Description: Design and construction of neighborhood greenway on Hawthorne Avenue.

Projected date range: 10/01/2022 to 09/30/2023

II. Cost Summary

Cost Summary	Previous Years	FY 2022/23	FY 2023/24	FY 2024/25	FY 2025/26	FY 2026/27	Future	Total
ARCHITECT AND ENGINEERING	-	157,000	-	-	-	-	-	157,000
FUTURE	-	-	-	-	-	-	1,219,239	1,219,239
Total:	**-**	**157,000**	**-**	**-**	**-**	**-**	**1,219,239**	**1,376,239**

III. Fund Summary

Fund Summary	Previous Years	FY 2022/23	FY 2023/24	FY 2024/25	FY 2025/26	FY 2026/27	Future	Total
187 HALF CENT TRANS. SURTAX COUNTY	-	157,000	-	-	-	-	-	157,000
FUTURE	-	-	-	-	-	-	1,219,239	1,219,239
Total:	**-**	**157,000**	**-**	**-**	**-**	**-**	**1,219,239**	**1,376,239**

MIAMIBEACH

CITY OF MIAMI BEACH
FY 2023 - 2027 Capital Budget and 5-Year Capital Improvement Plan

I. General

INDIAN CREEK CAPACITY IMPROVEMENTS **TRANSIT / TRANSPORTATION**

Project Number:	63828
Department:	TRANSPORTATION
Location:	MIDDLE BEACH
Description:	Design and implementation of corridor capacity improvements including widening to accommodate additional capacity along the corridor.
Projected date range:	10/01/2027 to 09/30/2028

II. Cost Summary

Cost Summary	Previous Years	FY 2022/23	FY 2023/24	FY 2024/25	FY 2025/26	FY 2026/27	Future	Total
FUTURE	-	-	-	-	-	-	3,473,558	3,473,558
Total:	**-**	**-**	**-**	**-**	**-**	**-**	**3,473,558**	**3,473,558**

III. Fund Summary

Fund Summary	Previous Years	FY 2022/23	FY 2023/24	FY 2024/25	FY 2025/26	FY 2026/27	Future	Total
FUTURE	-	-	-	-	-	-	3,473,558	3,473,558
Total:	**-**	**-**	**-**	**-**	**-**	**-**	**3,473,558**	**3,473,558**

MIAMIBEACH

CITY OF MIAMI BEACH
FY 2023 - 2027 Capital Budget and 5-Year Capital Improvement Plan

I. General

INDIAN CREEK DR PROTECTED BIKE LANE **TRANSIT / TRANSPORTATION**

Project Number: 66122

Department: TRANSPORTATION

Location: MIDDLE BEACH

Description: The City's Transportation and Mobility Department has worked extensively with the Florida Department of Transportation (FDOT) to enhance the proposed bicycle lane in the Indian Creek Reconstruction project to a protected bicycle lane. As part of the enhancement, FDOT has approved the use of the Zicla Zipper as the protection device for the bike lanes. The installation and maintenance of the protective devices have to be funded by the City. The protected bike lanes on Indian Creek Drive were identified as a Priority 1 project in the adopted 2016 Transportation Master Plan Project. The project will include design, purchase, and installation of Zicla bike protection devices and modular bus stop platforms.

Projected date range: 10/01/2021 to 09/30/2023

II. Cost Summary

Cost Summary	Previous Years	FY 2022/23	FY 2023/24	FY 2024/25	FY 2025/26	FY 2026/27	Future	Total
ARCHITECT AND ENGINEERING	68,500	-	-	-	-	-	-	68,500
CONSTRUCTION	56,500	737,000	-	-	-	-	-	793,500
PROGRAM MANAGEMENT	6,000	-	-	-	-	-	-	6,000
Total:	**131,000**	**737,000**	**-**	**-**	**-**	**-**	**-**	**868,000**

III. Fund Summary

Fund Summary	Previous Years	FY 2022/23	FY 2023/24	FY 2024/25	FY 2025/26	FY 2026/27	Future	Total
106 TRANSPORTATION FUND 106	131,000	737,000	-	-	-	-	-	868,000
Total:	**131,000**	**737,000**	**-**	**-**	**-**	**-**	**-**	**868,000**

MIAMIBEACH

CITY OF MIAMI BEACH
FY 2023 - 2027 Capital Budget and 5-Year Capital Improvement Plan

I. General

INTELLIGENT TRANSPORT SYSTEM **TRANSIT / TRANSPORTATION**

Project Number: 28080

Department: TRANSPORTATION

Location: CITYWIDE

Description: In 2015, the City engaged a program manager to develop the Project Plan, Concept of Operation, Project System and Engineering Management Plan, and procurement documents for the citywide implementation of Intelligent Transportation System and Smart Parking Systems. The project consists of the installation oftraffic monitoring cameras, travel time data collector, dynamic message signs, parking capacity detectors, and a state of- the-art Transportation Management Center to monitor and manage traffic conditions in the City. Based on the data collected, meetings with regional agencies, internal meetings, and budget availability, the Program Manager developed an implementation phasing plan consisting of the following phases:
- Phase 1: MacArthur Causeway, Julia Tuttle Causeway, Alton Road (5th Street to 41st Street), Dade Boulevard (Alton Road to 23rd Street, 17th Street (Venetian Causeway to Collins Avenue)
- Phase 2: 5th Street (MacArthur Causeway to Collins Avenue), 41st Street (Alton Road to Collins Avenue), Washington Avenue (5th Street to Dade Boulevard)
- Phase 3: (Collins Avenue 23rd Street to 44th Street), Indian Creek Drive/ Collins Avenue (44th Street to City Limits), Alton Road (41st Street to 63rd Street)- $2,473,353
- Phase 4: Indian Creek Drive (26th Street to 44th Street), Collins Avenue (5th Street to 23rd Street)- $368,514
- Phase 5: 71st Street/Normandy Drive (City Limits to Collins Avenue), Harding Avenue/Abbott Avenue (67th Street to City Limit) $892,385
- Phase 6: West Avenue (5th Street to Dade Boulevard), Meridian Avenue (5th Street to Dade Boulevard) $701,531

In addition, this project will include Smart Parking devices for all garages in the City and all public parking lots with a capacity of more than 35 parking spaces. A Two-Phase Design, Build, Operation, and Maintenance request for proposal was advertised in September 2016 and project will be kicking off in 2017. This Capital Budget request would address Design and Construction for Phase 3 of the project.

Projected date range: 10/01/2015 to 09/30/2023

II. Cost Summary

Cost Summary	Previous Years	FY 2022/23	FY 2023/24	FY 2024/25	FY 2025/26	FY 2026/27	Future	Total
ARCHITECT AND ENGINEERING	310,409	-	-	-	-	-	-	310,409
CONSTRUCTION	16,041,430	-	-	-	-	-	-	16,041,430
CONTINGENCY	464,000	-	-	-	-	-	-	464,000
PROGRAM MANAGEMENT	1,960,421	-	-	-	-	-	-	1,960,421
Total:	**18,776,260**	**-**	**-**	**-**	**-**	**-**	**-**	**18,776,260**

MIAMIBEACH

CITY OF MIAMI BEACH
FY 2023 - 2027 Capital Budget and 5-Year Capital Improvement Plan

III. Fund Summary

Fund Summary	Previous Years	FY 2022/23	FY 2023/24	FY 2024/25	FY 2025/26	FY 2026/27	Future	Total
155 FEES IN LIEU OF PARKING	3,192,028	-	-	-	-	-	-	3,192,028
158 CONCURRENCY MITIGATION FUND	10,322,972	-	-	-	-	-	-	10,322,972
187 HALF CENT TRANS. SURTAX COUNTY	2,761,260	-	-	-	-	-	-	2,761,260
480 PARKING OPERATIONS FUND	2,500,000	-	-	-	-	-	-	2,500,000
Total:	**18,776,260**	**-**	**-**	**-**	**-**	**-**	**-**	**18,776,260**

MIAMIBEACH

CITY OF MIAMI BEACH
FY 2023 - 2027 Capital Budget and 5-Year Capital Improvement Plan

I. General

LA GORCE / PINE TREE DR BIKE LANES **TRANSIT / TRANSPORTATION**

Project Number:	20620
Department:	TRANSPORTATION
Location:	MIDDLE BEACH
Description:	Design and construction of Protected Bicycle Lanes along Pine Tree Drive and LaGorce Drive between 23rd Street and 63rd Street. The project includes various geometric and signalization modifications required to implement the bicycle lane. Given that Pine Tree Drive and LaGorce Drive are County Roads, the City will need to coordinate with the Miami-Dade County Department of Transportation and Public Works.
Projected date range:	10/01/2021 to 09/30/2025

II. Cost Summary

Cost Summary	Previous Years	FY 2022/23	FY 2023/24	FY 2024/25	FY 2025/26	FY 2026/27	Future	Total
CONSTRUCTION	230,000	-	1,672,050	-	-	-	-	1,902,050
Total:	**230,000**	**-**	**1,672,050**	**-**	**-**	**-**	**-**	**1,902,050**

III. Fund Summary

Fund Summary	Previous Years	FY 2022/23	FY 2023/24	FY 2024/25	FY 2025/26	FY 2026/27	Future	Total
106 TRANSPORTATION FUND 106	230,000	-	1,672,050	-	-	-	-	1,902,050
Total:	**230,000**	**-**	**1,672,050**	**-**	**-**	**-**	**-**	**1,902,050**

MIAMIBEACH

CITY OF MIAMI BEACH
FY 2023 - 2027 Capital Budget and 5-Year Capital Improvement Plan

I. General

MERIDIAN AVENUE & LINCLN. LN. CROSS **TRANSIT / TRANSPORTATION**

Project Number: 22823

Department: TRANSPORTATION

Location: SOUTH BEACH

Description: Construction of a new crosswalk and pedestrian flashing beacons on Lincoln Lane North and Meridian Avenue. Project was previously included as part of the Lincoln Road Plan; however, the project has not moved forward and the pedestrian crosswalk is a priority of the Transportation and Mobility Department.

Projected date range: 10/01/2022 to 09/30/2023

II. Cost Summary

Cost Summary	Previous Years	FY 2022/23	FY 2023/24	FY 2024/25	FY 2025/26	FY 2026/27	Future	Total
CONSTRUCTION	-	46,000	-	-	-	-	-	46,000
FUTURE	-	-	-	-	-	-	193,058	193,058
Total:	**-**	**46,000**	**-**	**-**	**-**	**-**	**193,058**	**239,058**

III. Fund Summary

Fund Summary	Previous Years	FY 2022/23	FY 2023/24	FY 2024/25	FY 2025/26	FY 2026/27	Future	Total
187 HALF CENT TRANS. SURTAX COUNTY	-	46,000	-	-	-	-	-	46,000
FUTURE	-	-	-	-	-	-	193,058	193,058
Total:	**-**	**46,000**	**-**	**-**	**-**	**-**	**193,058**	**239,058**

MIAMIBEACH

CITY OF MIAMI BEACH
FY 2023 - 2027 Capital Budget and 5-Year Capital Improvement Plan

I. General

MERIDIAN AVENUE BICYCLE LANES **TRANSIT / TRANSPORTATION**

Project Number:	62517
Department:	TRANSPORTATION
Location:	SOUTH BEACH
Description:	Design and construction of a Protected Bicycle Lane along Meridian Avenue between 17th Street and Dade Boulevard to connect to the future shared use path along Meridian Avenue adjacent to the Miami Beach Golf course and connecting to a future path adjacent to the future Bayshore Park (Par 3).
Projected date range:	10/01/2017 to 12/31/2022

II. Cost Summary

Cost Summary	Previous Years	FY 2022/23	FY 2023/24	FY 2024/25	FY 2025/26	FY 2026/27	Future	Total
CONTRACTED SERVICES REPAIR	250,000	-	-	-	-	-	-	250,000
Total:	**250,000**	**-**	**-**	**-**	**-**	**-**	**-**	**250,000**

III. Fund Summary

Fund Summary	Previous Years	FY 2022/23	FY 2023/24	FY 2024/25	FY 2025/26	FY 2026/27	Future	Total
187 HALF CENT TRANS. SURTAX COUNTY	250,000	-	-	-	-	-	-	250,000
Total:	**250,000**	**-**	**-**	**-**	**-**	**-**	**-**	**250,000**

MIAMIBEACH

CITY OF MIAMI BEACH
FY 2023 - 2027 Capital Budget and 5-Year Capital Improvement Plan

I. General

MERIDIAN AVENUE NEIGH. GREENWAY **TRANSIT / TRANSPORTATION**

Project Number: 63728

Department: TRANSPORTATION

Location: SOUTH BEACH

Description: Design and construction of a neighborhood greenway on Meridian Avenue from 1st Street to 16th Street. This project will include traffic calming, signage, pavement markings, and other improvements

Projected date range: 10/01/2027 to 09/30/2028

II. Cost Summary

Cost Summary	Previous Years	FY 2022/23	FY 2023/24	FY 2024/25	FY 2025/26	FY 2026/27	Future	Total
FUTURE	-	-	-	-	-	-	3,738,150	3,738,150
Total:	**-**	**-**	**-**	**-**	**-**	**-**	**3,738,150**	**3,738,150**

III. Fund Summary

Fund Summary	Previous Years	FY 2022/23	FY 2023/24	FY 2024/25	FY 2025/26	FY 2026/27	Future	Total
FUTURE	-	-	-	-	-	-	3,738,150	3,738,150
Total:	**-**	**-**	**-**	**-**	**-**	**-**	**3,738,150**	**3,738,150**

MIAMIBEACH

CITY OF MIAMI BEACH
FY 2023 - 2027 Capital Budget and 5-Year Capital Improvement Plan

I. General

MERIDIAN AVENUE PEDESTRIAN CROSSING **TRANSIT / TRANSPORTATION**

Project Number: 21419

Department: TRANSPORTATION

Location: SOUTH BEACH

Description: In response to various safety concerns identified along Meridian Avenue between 17th Street and Dade Boulevard, the City performed a warrant analysis for the implementation of a mid-block traffic signal to facilitate pedestrians who wish to safely cross Meridian Avenue. This funding will be utilized to Design and Construct a Mid-Block Signal along Meridian Avenue between 18th Street and 19th Street.

Projected date range: 10/01/2018 to 12/31/2022

II. Cost Summary

Cost Summary	Previous Years	FY 2022/23	FY 2023/24	FY 2024/25	FY 2025/26	FY 2026/27	Future	Total
CONSTRUCTION	410,000	-	-	-	-	-	-	410,000
Total:	**410,000**	**-**	**-**	**-**	**-**	**-**	**-**	**410,000**

III. Fund Summary

Fund Summary	Previous Years	FY 2022/23	FY 2023/24	FY 2024/25	FY 2025/26	FY 2026/27	Future	Total
187 HALF CENT TRANS. SURTAX COUNTY	410,000	-	-	-	-	-	-	410,000
Total:	**410,000**	**-**	**-**	**-**	**-**	**-**	**-**	**410,000**

MIAMIBEACH

CITY OF MIAMI BEACH
FY 2023 - 2027 Capital Budget and 5-Year Capital Improvement Plan

I. General

MIDDLE BEACH INTERMODAL STATION **TRANSIT / TRANSPORTATION**

Project Number:	64128
Department:	TRANSPORTATION
Location:	MIDDLE BEACH
Description:	Design and construction of an intermodal station/transit hub in middle beach area
Projected date range:	10/01/2027 to 09/30/2028

II. Cost Summary

Cost Summary	Previous Years	FY 2022/23	FY 2023/24	FY 2024/25	FY 2025/26	FY 2026/27	Future	Total
FUTURE	-	-	-	-	-	-	6,639,741	6,639,741
Total:	**-**	**-**	**-**	**-**	**-**	**-**	**6,639,741**	**6,639,741**

III. Fund Summary

Fund Summary	Previous Years	FY 2022/23	FY 2023/24	FY 2024/25	FY 2025/26	FY 2026/27	Future	Total
FUTURE	-	-	-	-	-	-	6,639,741	6,639,741
Total:	**-**	**-**	**-**	**-**	**-**	**-**	**6,639,741**	**6,639,741**

MIAMIBEACH

CITY OF MIAMI BEACH
FY 2023 - 2027 Capital Budget and 5-Year Capital Improvement Plan

I. General

MULTIMODAL IMPROVEMENTS TO CITY PED **TRANSIT / TRANSPORTATION**

Project Number: 64028

Department: TRANSPORTATION

Location: CITYWIDE

Description: Most pedestrian bridges in the City do not meet ADA standards or can accommodate bicycles. The goal of this project is study, design, and construct improvements to pedestrian bridges in the city to accommodate multi-modal transportation.

Projected date range: 10/01/2027 to 09/30/2028

II. Cost Summary

Cost Summary	Previous Years	FY 2022/23	FY 2023/24	FY 2024/25	FY 2025/26	FY 2026/27	Future	Total
FUTURE	-	-	-	-	-	-	3,740,000	3,740,000
Total:	**-**	**-**	**-**	**-**	**-**	**-**	**3,740,000**	**3,740,000**

III. Fund Summary

Fund Summary	Previous Years	FY 2022/23	FY 2023/24	FY 2024/25	FY 2025/26	FY 2026/27	Future	Total
FUTURE	-	-	-	-	-	-	3,740,000	3,740,000
Total:	**-**	**-**	**-**	**-**	**-**	**-**	**3,740,000**	**3,740,000**

MIAMIBEACH

CITY OF MIAMI BEACH
FY 2023 - 2027 Capital Budget and 5-Year Capital Improvement Plan

I. General

NAUTILUS TRAFFIC CALMING PHASE I **TRANSIT / TRANSPORTATION**

Project Number:	20218
Department:	TRANSPORTATION
Location:	MIDDLE BEACH
Description:	Design and construction of traffic calming improvements including speed tables, traffic circles, green bike lanes, and lower speed limit signage in the Nautilus Neighborhood. This project is being constructed in conjunction with G.O. Bond project #42 - Traffic Calming.
Projected date range:	10/01/2017 to 12/31/2022

II. Cost Summary

Cost Summary	Previous Years	FY 2022/23	FY 2023/24	FY 2024/25	FY 2025/26	FY 2026/27	Future	Total
OTHER CONTRACTUAL SERVICES	355,500	-	-	-	-	-	-	355,500
Total:	**355,500**	**-**	**-**	**-**	**-**	**-**	**-**	**355,500**

III. Fund Summary

Fund Summary	Previous Years	FY 2022/23	FY 2023/24	FY 2024/25	FY 2025/26	FY 2026/27	Future	Total
106 TRANSPORTATION FUND 106	355,500	-	-	-	-	-	-	355,500
Total:	**355,500**	**-**	**-**	**-**	**-**	**-**	**-**	**355,500**

MIAMIBEACH

CITY OF MIAMI BEACH
FY 2023 - 2027 Capital Budget and 5-Year Capital Improvement Plan

I. General

NEW BUS SHELTER DESIGNS **TRANSIT / TRANSPORTATION**

Project Number: 20617

Department: TRANSPORTATION

Location: CITYWIDE

Description: The City is seeking to adopt a new bus shelter design that will enhance the transit experience and improve the quality of transit service in the City. The new bus shelter design is intended to be of an iconic nature and incorporate features enhancing the transit experience of passengers, including innovative designs and technology, as well as to enable for installation of bus shelters at more bus stops with high transit ridership. Four (4) shelter design types are being developed by the ACAI/Pininfarina design team: 1) Enhanced shelter (robust shelter for installation at major transfer points with high number of users}; 2) Standard shelter; 3) Minimal shelter (for installation at locations with limited right of-way width, low ridership, or adjacent to single family residential areas); and 4) Temporary shelter (Low-cost installation for temporary use at locations affected by construction). A contract for design services were executed on July 19, 2017 and the design effort commenced on October 4, 2017. The design effort includes development of 100% final engineering plans, specifications, and construction cost estimates. Once the design process is completed, the City will subsequently procure a new contract to manufacture, install, operate, and maintain the new bus shelters in the City, including advertising component.

Projected date range: 10/01/2016 to 12/31/2022

II. Cost Summary

Cost Summary	Previous Years	FY 2022/23	FY 2023/24	FY 2024/25	FY 2025/26	FY 2026/27	Future	Total
DESIGN AND ENGINEERING	504,251	-	-	-	-	-	-	504,251
Total:	**504,251**	**-**	**-**	**-**	**-**	**-**	**-**	**504,251**

III. Fund Summary

Fund Summary	Previous Years	FY 2022/23	FY 2023/24	FY 2024/25	FY 2025/26	FY 2026/27	Future	Total
106 TRANSPORTATION FUND 106	504,251	-	-	-	-	-	-	504,251
Total:	**504,251**	**-**	**-**	**-**	**-**	**-**	**-**	**504,251**

MIAMIBEACH

CITY OF MIAMI BEACH
FY 2023 - 2027 Capital Budget and 5-Year Capital Improvement Plan

I. General

NORTH BAY ROAD NEIGH. GREENWAY **TRANSIT / TRANSPORTATION**

Project Number: 61625

Department: TRANSPORTATION

Location: MIDDLE BEACH

Description: Design and implementation of a neighborhood greenway along the 3 segments of North Bay Road to serve as a safe bicycle facility alternative to Alton Road. The project includes various traffic calming improvements including speed tables, traffic circles, and chicanes. In addition, the project includes green shared-lane markings and enhanced signage.

Projected date range: 10/01/2024 to 09/30/2025

II. Cost Summary

Cost Summary	Previous Years	FY 2022/23	FY 2023/24	FY 2024/25	FY 2025/26	FY 2026/27	Future	Total
ARCHITECT AND ENGINEERING	-	-	-	649,787	-	-	-	649,787
FUTURE	-	-	-	-	-	-	4,927,109	4,927,109
Total:	**-**	**-**	**-**	**649,787**	**-**	**-**	**4,927,109**	**5,576,896**

III. Fund Summary

Fund Summary	Previous Years	FY 2022/23	FY 2023/24	FY 2024/25	FY 2025/26	FY 2026/27	Future	Total
106 TRANSPORTATION FUND 106	-	-	-	649,787	-	-	-	649,787
FUTURE	-	-	-	-	-	-	4,927,109	4,927,109
Total:	**-**	**-**	**-**	**649,787**	**-**	**-**	**4,927,109**	**5,576,896**

MIAMIBEACH

CITY OF MIAMI BEACH
FY 2023 - 2027 Capital Budget and 5-Year Capital Improvement Plan

I. General

NORTH BEACH GREENWAYS PHASE I **TRANSIT / TRANSPORTATION**

Project Number:	69820
Department:	TRANSPORTATION
Location:	NORTH BEACH
Description:	The Transportation Master Plan and North Beach Master Plan identified the implementation of Neighborhood Greenways as a measure to increase the viability of walking and bicycling as primary methods of transportation. The North Beach Neighborhood Greenways 1Project consists of implementing the design and implementation of the quick-build alternatives (Shared-Lane Markings, Traffic Calming, and Landscaping) along 85th Street, 81st Street, 82nd Street, and Byron Avenue. The project includes design funds for future phases.
Projected date range:	10/01/2019 to 09/30/2023

II. Cost Summary

Cost Summary	Previous Years	FY 2022/23	FY 2023/24	FY 2024/25	FY 2025/26	FY 2026/27	Future	Total
CONSTRUCTION MANAGEMENT	32,232	-	-	-	-	-	-	32,232
CONTINGENCY	114,230	-	-	-	-	-	-	114,230
OTHER CONTRACTUAL SERVICES	302,163	-	-	-	-	-	-	302,163
Total:	**448,625**	**-**	**-**	**-**	**-**	**-**	**-**	**448,625**

III. Fund Summary

Fund Summary	Previous Years	FY 2022/23	FY 2023/24	FY 2024/25	FY 2025/26	FY 2026/27	Future	Total
158 CONCURRENCY MITIGATION FUND	448,625	-	-	-	-	-	-	448,625
Total:	**448,625**	**-**	**-**	**-**	**-**	**-**	**-**	**448,625**

MIAMIBEACH

CITY OF MIAMI BEACH
FY 2023 - 2027 Capital Budget and 5-Year Capital Improvement Plan

I. General

NORTH BEACH GREENWAYS- PHASE II **TRANSIT / TRANSPORTATION**

Project Number: 62521

Department: TRANSPORTATION

Location: NORTH BEACH

Description: The Transportation Master Plan and North Beach Master Plan identified the implementation of Neighborhood Greenways as a measure to increase the viability of walking and bicycling as primary methods of transportation. The North Beach Neighborhood Greenways 2 Project consists of curb alignment modifications to enhance the sidewalks with shade trees on 85th Street, 82nd Street, and 81st Street west of the Tatum Waterway. This project is to be constructed as a part of the North Beach Neighborhood project.

Projected date range: 10/01/2020 to 09/30/2023

II. Cost Summary

Cost Summary	Previous Years	FY 2022/23	FY 2023/24	FY 2024/25	FY 2025/26	FY 2026/27	Future	Total
CONSTRUCTION MANAGEMENT	30,000	-	-	-	-	-	-	30,000
CONTINGENCY	114,230	-	-	-	-	-	-	114,230
CONTRACTED SERVICES REPAIR	110,000	-	-	-	-	-	-	110,000
OTHER CONTRACTUAL SERVICES	460,000	-	-	-	-	-	-	460,000
Total:	**714,230**	**-**	**-**	**-**	**-**	**-**	**-**	**714,230**

III. Fund Summary

Fund Summary	Previous Years	FY 2022/23	FY 2023/24	FY 2024/25	FY 2025/26	FY 2026/27	Future	Total
158 CONCURRENCY MITIGATION FUND	714,230	-	-	-	-	-	-	714,230
Total:	**714,230**	**-**	**-**	**-**	**-**	**-**	**-**	**714,230**

MIAMIBEACH

CITY OF MIAMI BEACH
FY 2023 - 2027 Capital Budget and 5-Year Capital Improvement Plan

I. General

NORTH BEACH GREENWAYS PHASE III **TRANSIT / TRANSPORTATION**

Project Number: 60222

Department: TRANSPORTATION

Location: NORTH BEACH

Description: The Transportation Master Plan and North Beach Master Plan identified the implementation of Neighborhood Greenways as a measure to increase the viability of walking and bicycling as primary methods of transportation. The North Beach Neighborhood Greenways 3 Project includes the implementation of bi-directional buffered bicycle lanes on 85th Street, 81st Street, and Byron Avenue. In addition, the project includes the modification to traffic flow along Tatum Waterway from 77th Street to 81st Street and the implementation of a protected bicycle lane and landscaping. This project is to be constructed as a part of the North Beach Neighborhood project.

Projected date range: 10/01/2021 to 09/30/2024

II. Cost Summary

Cost Summary	Previous Years	FY 2022/23	FY 2023/24	FY 2024/25	FY 2025/26	FY 2026/27	Future	Total
FUTURE	-	-	-	-	-	-	1,320,220	1,320,220
Total:	**-**	**-**	**-**	**-**	**-**	**-**	**1,320,220**	**1,320,220**

III. Fund Summary

Fund Summary	Previous Years	FY 2022/23	FY 2023/24	FY 2024/25	FY 2025/26	FY 2026/27	Future	Total
FUTURE	-	-	-	-	-	-	1,320,220	1,320,220
Total:	**-**	**-**	**-**	**-**	**-**	**-**	**1,320,220**	**1,320,220**

MIAMIBEACH

CITY OF MIAMI BEACH
FY 2023 - 2027 Capital Budget and 5-Year Capital Improvement Plan

I. General

PINE TREE DR./46TH ST. TRAFFIC CRCL **TRANSIT / TRANSPORTATION**

Project Number: 65221

Department: CAPITAL IMPROVEMENT PROGRAM

Location: MIDDLE BEACH

Description: Design and Construction of a roundabout at the intersection of Pine Tree Drive and 46th Street to improve safety and calm speed along the Pine Tree Drive. The intersection has had approximately 22 crashes in the north south direction related to speed. The City has been working with Miami-Dade County Department of Transportation and Public Works and County Commissioner Heyman's office to implement the roundabout. Miami-Dade County will contribute $500,000 towards construction of the project. The project would be a joint participation project with construction being managed by the City of Miami Beach.

Projected date range: 10/01/2020 to 12/31/2024

II. Cost Summary

Cost Summary	Previous Years	FY 2022/23	FY 2023/24	FY 2024/25	FY 2025/26	FY 2026/27	Future	Total
ARCHITECT AND ENGINEERING	66,661	-	-	-	-	-	-	66,661
CONSTRUCTION	71,710	-	-	-	-	-	-	71,710
CONSTRUCTION MANAGEMENT	25,000	-	-	-	-	-	-	25,000
CONTINGENCY	35,132	-	-	-	-	-	-	35,132
DESIGN AND ENGINEERING	405,100	-	-	-	-	-	-	405,100
FUTURE	-	-	-	-	-	-	4,341,000	4,341,000
Total:	**603,603**	**-**	**-**	**-**	**-**	**-**	**4,341,000**	**4,944,603**

III. Fund Summary

Fund Summary	Previous Years	FY 2022/23	FY 2023/24	FY 2024/25	FY 2025/26	FY 2026/27	Future	Total
158 CONCURRENCY MITIGATION FUND	603,603	-	-	-	-	-	-	603,603
FUTURE	-	-	-	-	-	-	4,341,000	4,341,000
Total:	**603,603**	**-**	**-**	**-**	**-**	**-**	**4,341,000**	**4,944,603**

MIAMIBEACH

CITY OF MIAMI BEACH
FY 2023 - 2027 Capital Budget and 5-Year Capital Improvement Plan

I. General

PRAIRIE AVE/44TH ST. TRAFFIC CIRCLE **TRANSIT / TRANSPORTATION**

Project Number: 65321

Department: TRANSPORTATION

Location: MIDDLE BEACH

Description: Planning, Design and construction of a new traffic circle for the intersection of Prairie Avenue and 44th Street/Chase Avenue. The project was endorsed by the Neighborhood and Quality of Life Committee at the February 3, 2020 meeting as a mitigation measure to speeding at the intersection. The traffic circle will also allow the implementation of crosswalks on all legs of the intersection to be better connect pedestrians to Muss Park and North Beach Elementary.

Projected date range: 10/01/2020 to 12/31/2022

II. Cost Summary

Cost Summary	Previous Years	FY 2022/23	FY 2023/24	FY 2024/25	FY 2025/26	FY 2026/27	Future	Total
CONTRACTED SERVICES REPAIR	604,000	-	-	-	-	-	-	604,000
DESIGN AND ENGINEERING	420	-	-	-	-	-	-	420
Total:	**604,420**	**-**	**-**	**-**	**-**	**-**	**-**	**604,420**

III. Fund Summary

Fund Summary	Previous Years	FY 2022/23	FY 2023/24	FY 2024/25	FY 2025/26	FY 2026/27	Future	Total
158 CONCURRENCY MITIGATION FUND	520,000	-	-	-	-	-	-	520,000
187 HALF CENT TRANS. SURTAX COUNTY	84,420	-	-	-	-	-	-	84,420
Total:	**604,420**	**-**	**-**	**-**	**-**	**-**	**-**	**604,420**

MIAMIBEACH

CITY OF MIAMI BEACH
FY 2023 - 2027 Capital Budget and 5-Year Capital Improvement Plan

I. General

RAISED CROSSWALKS AND INTERSECTIONS **TRANSIT / TRANSPORTATION**

Project Number: 62424
Department: TRANSPORTATION
Location: CITYWIDE
Description: Design and construction of raised crosswalks and intersections citywide to address traffic calming and pedestrian safety concerns on City roads.

Projected date range: 10/01/2023 to 09/30/2025

II. Cost Summary

Cost Summary	Previous Years	FY 2022/23	FY 2023/24	FY 2024/25	FY 2025/26	FY 2026/27	Future	Total
CONSTRUCTION	-	-	124,000	792,360	-	-	-	916,360
Total:	**-**	**-**	**124,000**	**792,360**	**-**	**-**	**-**	**916,360**

III. Fund Summary

Fund Summary	Previous Years	FY 2022/23	FY 2023/24	FY 2024/25	FY 2025/26	FY 2026/27	Future	Total
106 TRANSPORTATION FUND 106	-	-	124,000	792,360	-	-	-	916,360
Total:	**-**	**-**	**124,000**	**792,360**	**-**	**-**	**-**	**916,360**

MIAMIBEACH

CITY OF MIAMI BEACH
FY 2023 - 2027 Capital Budget and 5-Year Capital Improvement Plan

I. General

ROYAL PALM NEIGHBORHOOD GREENWAY **TRANSIT / TRANSPORTATION**

Project Number:	20818
Department:	TRANSPORTATION
Location:	MIDLE BEACH
Description:	Preliminary Engineering, Design, and Construction of Neighborhood Greenway along Royal Palm Avenue between 34th Street and 42nd Street. Developing a safe, complete, and accessible multi-user citywide bicycle and pedestrian network is a priority. This project is being constructed in conjunction with the Central Bayshore Traffic Calming project.
Projected date range:	10/01/2017 to 09/30/2023

II. Cost Summary

Cost Summary	Previous Years	FY 2022/23	FY 2023/24	FY 2024/25	FY 2025/26	FY 2026/27	Future	Total
ARCHITECT AND ENGINEERING	75,000	-	-	-	-	-	-	75,000
CONSTRUCTION	300,000	-	-	-	-	-	-	300,000
CONSTRUCTION MANAGEMENT	24,375	-	-	-	-	-	-	24,375
CONTINGENCY	30,625	-	-	-	-	-	-	30,625
Total:	**430,000**	**-**	**-**	**-**	**-**	**-**	**-**	**430,000**

III. Fund Summary

Fund Summary	Previous Years	FY 2022/23	FY 2023/24	FY 2024/25	FY 2025/26	FY 2026/27	Future	Total
187 HALF CENT TRANS. SURTAX COUNTY	430,000	-	-	-	-	-	-	430,000
Total:	**430,000**	**-**	**-**	**-**	**-**	**-**	**-**	**430,000**

MIAMIBEACH

CITY OF MIAMI BEACH
FY 2023 - 2027 Capital Budget and 5-Year Capital Improvement Plan

I. General

SOUTH BEACH PEDESTRIAN ZONES **TRANSIT / TRANSPORTATION**

Project Number:	60177
Department:	TRANSPORTATION
Location:	SOUTH BEACH
Description:	Coordination and implementation of Pedestrian Priority Zone elements identified in the Pedestrian Priority Zone Feasibility Analysis. This project will be coordinated with the Public Works Department Sidewalk Improvement Program.
Projected date range:	10/01/2016 to 09/30/2026

II. Cost Summary

Cost Summary	Previous Years	FY 2022/23	FY 2023/24	FY 2024/25	FY 2025/26	FY 2026/27	Future	Total
CAPITAL-STUDIES	300,000	-	-	200,000	-	-	-	500,000
CONSTRUCTION	650,000	-	-	-	-	-	-	650,000
FUTURE	-	-	-	-	-	-	1,665,804	1,665,804
Total:	**950,000**	**-**	**-**	**200,000**	**-**	**-**	**1,665,804**	**2,815,804**

III. Fund Summary

Fund Summary	Previous Years	FY 2022/23	FY 2023/24	FY 2024/25	FY 2025/26	FY 2026/27	Future	Total
305 SB QUALITY OF LIFE REST.TAX 1%	300,000	-	-	200,000	-	-	-	500,000
379 SOUTH POINTE RDA	650,000	-	-	-	-	-	-	650,000
FUTURE	-	-	-	-	-	-	1,665,804	1,665,804
Total:	**950,000**	**-**	**-**	**200,000**	**-**	**-**	**1,665,804**	**2,815,804**

MIAMIBEACH

CITY OF MIAMI BEACH
FY 2023 - 2027 Capital Budget and 5-Year Capital Improvement Plan

I. General

SOUTH BEACH PROMENADE **TRANSIT / TRANSPORTATION**

Project Number:	63428
Department:	TRANSPORTATION
Location:	SOUTH BEACH
Description:	Design and construction of the South Beach Promenade permanent improvements.
Projected date range:	10/01/2027 to 09/30/2028

II. Cost Summary

Cost Summary	Previous Years	FY 2022/23	FY 2023/24	FY 2024/25	FY 2025/26	FY 2026/27	Future	Total
FUTURE	-	-	-	-	-	-	24,826,000	24,826,000
Total:	**-**	**-**	**-**	**-**	**-**	**-**	**24,826,000**	**24,826,000**

III. Fund Summary

Fund Summary	Previous Years	FY 2022/23	FY 2023/24	FY 2024/25	FY 2025/26	FY 2026/27	Future	Total
FUTURE	-	-	-	-	-	-	24,826,000	24,826,000
Total:	**-**	**-**	**-**	**-**	**-**	**-**	**24,826,000**	**24,826,000**

MIAMIBEACH

CITY OF MIAMI BEACH
FY 2023 - 2027 Capital Budget and 5-Year Capital Improvement Plan

I. General

SOUTH OF FIFTH NEIGH. TRAFFIC CALM. **TRANSIT / TRANSPORTATION**

Project Number:	23223
Department:	TRANSPORTATION
Location:	SOUTH BEACH
Description:	Design and construction of traffic calming devices within the South of Fifth Street Neighborhood and pursuant to the traffic calming plan presented to the neighborhood.
Projected date range:	10/01/2022 to 09/30/2023

II. Cost Summary

Cost Summary	Previous Years	FY 2022/23	FY 2023/24	FY 2024/25	FY 2025/26	FY 2026/27	Future	Total
CONSTRUCTION	-	979,112	-	-	-	-	-	979,112
Total:	**-**	**979,112**	**-**	**-**	**-**	**-**	**-**	**979,112**

III. Fund Summary

Fund Summary	Previous Years	FY 2022/23	FY 2023/24	FY 2024/25	FY 2025/26	FY 2026/27	Future	Total
379 SOUTH POINTE RDA	-	979,112	-	-	-	-	-	979,112
Total:	**-**	**979,112**	**-**	**-**	**-**	**-**	**-**	**979,112**

MIAMIBEACH

CITY OF MIAMI BEACH
FY 2023 - 2027 Capital Budget and 5-Year Capital Improvement Plan

I. General

SOUTH OF FIFTH NEIGHBORHOOD TRAFFIC **TRANSIT / TRANSPORTATION**

Project Number:	23323
Department:	TRANSPORTATION
Location:	SOUTH BEACH
Description:	Design and construction of traffic calming devices within the South of Fifth Street Neighborhood and pursuant to the traffic calming plan presented to the neighborhood.
Projected date range:	10/01/2022 to 09/30/2023

II. Cost Summary

Cost Summary	Previous Years	FY 2022/23	FY 2023/24	FY 2024/25	FY 2025/26	FY 2026/27	Future	Total
CONSTRUCTION	-	31,150	-	-	-	-	-	31,150
Total:	**-**	**31,150**	**-**	**-**	**-**	**-**	**-**	**31,150**

III. Fund Summary

Fund Summary	Previous Years	FY 2022/23	FY 2023/24	FY 2024/25	FY 2025/26	FY 2026/27	Future	Total
389 SOUTH POINTE CAPITAL	-	31,150	-	-	-	-	-	31,150
Total:	**-**	**31,150**	**-**	**-**	**-**	**-**	**-**	**31,150**

MIAMIBEACH

CITY OF MIAMI BEACH
FY 2023 - 2027 Capital Budget and 5-Year Capital Improvement Plan

I. General

SOUTH OF FIFTH NEIGHBORHOOD TRAFFIC **TRANSIT / TRANSPORTATION**

Project Number:	67023
Department:	TRANSPORTATION
Location:	SOUTH BEACH
Description:	Design and construction of traffic calming devices within the South of Fifth Street Neighborhood and pursuant to the traffic calming plan presented to the neighborhood.
Projected date range:	10/01/2022 to 09/30/2023

II. Cost Summary

Cost Summary	Previous Years	FY 2022/23	FY 2023/24	FY 2024/25	FY 2025/26	FY 2026/27	Future	Total
RENOVATION	-	82,481	-	-	-	-	-	82,481
Total:	**-**	**82,481**	**-**	**-**	**-**	**-**	**-**	**82,481**

III. Fund Summary

Fund Summary	Previous Years	FY 2022/23	FY 2023/24	FY 2024/25	FY 2025/26	FY 2026/27	Future	Total
167 RDA SOUTH POINT OPERATIONS	-	82,481	-	-	-	-	-	82,481
Total:	**-**	**82,481**	**-**	**-**	**-**	**-**	**-**	**82,481**

MIAMIBEACH

CITY OF MIAMI BEACH
FY 2023 - 2027 Capital Budget and 5-Year Capital Improvement Plan

I. General

SOUTH OF FIFTH NEIGHBORHOOD TRAFFIC **TRANSIT / TRANSPORTATION**

Project Number:	64628
Department:	TRANSPORTATION
Location:	SOUTH BEACH
Description:	Design and construction of traffic calming devices within the South of Fifth Street Neighborhood and pursuant to the traffic calming plan presented to the neighborhood.
Projected date range:	10/01/2027 to 09/30/2028

II. Cost Summary

Cost Summary	Previous Years	FY 2022/23	FY 2023/24	FY 2024/25	FY 2025/26	FY 2026/27	Future	Total
FUTURE	-	-	-	-	-	-	829,682	829,682
Total:	**-**	**-**	**-**	**-**	**-**	**-**	**829,682**	**829,682**

III. Fund Summary

Fund Summary	Previous Years	FY 2022/23	FY 2023/24	FY 2024/25	FY 2025/26	FY 2026/27	Future	Total
FUTURE	-	-	-	-	-	-	829,682	829,682
Total:	**-**	**-**	**-**	**-**	**-**	**-**	**829,682**	**829,682**

MIAMIBEACH

CITY OF MIAMI BEACH
FY 2023 - 2027 Capital Budget and 5-Year Capital Improvement Plan

I. General

SOUTH POINTE DRIVE PROTECTED BIKE **TRANSIT / TRANSPORTATION**

Project Number: 66923

Department: TRANSPORTATION

Location: SOUTH BEACH

Description: Design and construction of roadway modifications to improve connectivity and safety for the existing bicycle lanes on South Pointe Drive from Alton Road to the Beachwalk.

Projected date range: 10/01/2022 to 09/30/2023

II. Cost Summary

Cost Summary	Previous Years	FY 2022/23	FY 2023/24	FY 2024/25	FY 2025/26	FY 2026/27	Future	Total
ARCHITECT AND ENGINEERING	-	161,000	-	-	-	-	-	161,000
FUTURE	-	-	-	-	-	-	1,252,371	1,252,371
Total:	**-**	**161,000**	**-**	**-**	**-**	**-**	**1,252,371**	**1,413,371**

III. Fund Summary

Fund Summary	Previous Years	FY 2022/23	FY 2023/24	FY 2024/25	FY 2025/26	FY 2026/27	Future	Total
158 CONCURRENCY MITIGATION FUND	-	161,000	-	-	-	-	-	161,000
FUTURE	-	-	-	-	-	-	1,252,371	1,252,371
Total:	**-**	**161,000**	**-**	**-**	**-**	**-**	**1,252,371**	**1,413,371**

MIAMIBEACH

CITY OF MIAMI BEACH
FY 2023 - 2027 Capital Budget and 5-Year Capital Improvement Plan

I. General

TRANSPORTATION CAPITAL INITIATIVE **TRANSIT / TRANSPORTATION**

Project Number: 20200

Department: TRANSPORTATION

Location: SOUTH BEACH

Description: The City Commission per Resolution 2017-29939 has made in identifying $36 million in the Capital Budget to be allocated for meaningful traffic solutions, such funds should continue to be prioritized solely for the benefit of transportation-related initiatives and projects, including but not limited to transit projects that may be developed in partnership with Miami-Dade County, the Florida Department of Transportation, and the federal government. Project Development and Environmental review for the " Miami Beach Lightrail/Modern Streetcar system in South Beach along 5th Street, Washington Avenue, 17th Street, and Alton Road, as the South Beach Component of the Beach Corridor Transit Connection Project.

Projected date range: 10/01/2015 to 09/30/2025

II. Cost Summary

Cost Summary	Previous Years	FY 2022/23	FY 2023/24	FY 2024/25	FY 2025/26	FY 2026/27	Future	Total
CAPITAL MISCELLANEOUS	34,800	-	-	-	-	-	-	34,800
CONSTRUCTION	40,332,335	-	-	-	-	-	-	40,332,335
DESIGN AND ENGINEERING	350,579	-	-	-	-	-	-	350,579
FEASIBILITY STUDY	100,000	-	-	-	-	-	-	100,000
PROFESSIONAL SERVICES	1,674,314	-	-	-	-	-	-	1,674,314
Total:	**42,492,028**	**-**	**-**	**-**	**-**	**-**	**-**	**42,492,028**

III. Fund Summary

Fund Summary	Previous Years	FY 2022/23	FY 2023/24	FY 2024/25	FY 2025/26	FY 2026/27	Future	Total
158 CONCURRENCY MITIGATION FUND	8,192,028	-	-	-	-	-	-	8,192,028
160 RESORT TAX FUND 2%	10,000,000	-	-	-	-	-	-	10,000,000
165 NON - TIF RDA FUND	8,000,000	-	-	-	-	-	-	8,000,000
301 CAP. PROJ. NOT FINANCED BY BON	3,300,000	-	-	-	-	-	-	3,300,000
463 RDA- GARAGE FUND	7,000,000	-	-	-	-	-	-	7,000,000
465 RDA-ANCHOR SHOPS FUND	6,000,000	-	-	-	-	-	-	6,000,000
Total:	**42,492,028**	**-**	**-**	**-**	**-**	**-**	**-**	**42,492,028**

MIAMIBEACH

CITY OF MIAMI BEACH
FY 2023 - 2027 Capital Budget and 5-Year Capital Improvement Plan

I. General

VENETIAN ILLUMINATED CROSSWALKS **TRANSIT / TRANSPORTATION**

Project Number:	20318
Department:	TRANSPORTATION
Location:	SOUTH BEACH
Description:	Design and construction of LED illuminated crosswalks and pedestrian flashing beacons at the Venetian Causeway at West Rivo Alto Drive, West Dilido Drive, and West San Marino Drive.
Projected date range:	10/01/2017 to 12/31/2022

II. Cost Summary

Cost Summary	Previous Years	FY 2022/23	FY 2023/24	FY 2024/25	FY 2025/26	FY 2026/27	Future	Total
OTHER CONTRACTUAL SERVICES	180,000	-	-	-	-	-	-	180,000
Total:	**180,000**	**-**	**-**	**-**	**-**	**-**	**-**	**180,000**

III. Fund Summary

Fund Summary	Previous Years	FY 2022/23	FY 2023/24	FY 2024/25	FY 2025/26	FY 2026/27	Future	Total
106 TRANSPORTATION FUND 106	180,000	-	-	-	-	-	-	180,000
Total:	**180,000**	**-**	**-**	**-**	**-**	**-**	**-**	**180,000**

MIAMIBEACH

CITY OF MIAMI BEACH
FY 2023 - 2027 Capital Budget and 5-Year Capital Improvement Plan

I. General

54IN DIAMETER REDUNDANT SEWER FORCE **UTILITIES**

Project Number:	27370
Department:	PW ENGINEERING
Location:	MIDDLE BEACH
Description:	The City needs to construct a sanitary sewer force main from the WASD force main on Commerce Street to the City pump station on 11th Street in order to provide redundancy for a 54-inch force main with several compromised sections.
Projected date range:	10/01/2015 to 12/31/2022

II. Cost Summary

Cost Summary	Previous Years	FY 2022/23	FY 2023/24	FY 2024/25	FY 2025/26	FY 2026/27	Future	Total
CAPITAL MISCELLANEOUS	687,923	-	-	-	-	-	-	687,923
CONSTRUCTION	16,496,708	-	-	-	-	-	-	16,496,708
DESIGN AND ENGINEERING	459,856	-	-	-	-	-	-	459,856
Total:	**17,644,487**	**-**	**-**	**-**	**-**	**-**	**-**	**17,644,487**

III. Fund Summary

Fund Summary	Previous Years	FY 2022/23	FY 2023/24	FY 2024/25	FY 2025/26	FY 2026/27	Future	Total
379 SOUTH POINTE RDA	990,000	-	-	-	-	-	-	990,000
389 SOUTH POINTE CAPITAL	6,600,000	-	-	-	-	-	-	6,600,000
418 W&S CAP PROJ FNDED BY OPER FDS	2,370,395	-	-	-	-	-	-	2,370,395
419 2017 WATER & SEWER BONDS	3,997,327	-	-	-	-	-	-	3,997,327
420 W&S GBL SERIES 2010 2009-27243	566	-	-	-	-	-	-	566
424 WATER & SEWER BONDS 2000S	78,434	-	-	-	-	-	-	78,434
432 STORMWATER BONDS 2015	3,607,765	-	-	-	-	-	-	3,607,765
Total:	**17,644,487**	**-**	**-**	**-**	**-**	**-**	**-**	**17,644,487**

MIAMIBEACH

CITY OF MIAMI BEACH
FY 2023 - 2027 Capital Budget and 5-Year Capital Improvement Plan

I. General

ALLISON ISLAND NORTH **UTILITIES**

Project Number:	20124
Department:	PW ADMINISTRATION
Location:	NORTH BEACH
Description:	The purpose of the project improvements is to provide a higher LOS defined by flood protection and control of pollutant loading in the stormwater systems. The improvements consist of one or a combination of the following: 1) Repair, replace, and or install collection systems, catch basins and manholes, 4) Construct water quality treatment devices, 5) Construct pump stations, controls and force mains, and 6) Repair or upgrade existing outfall pipes and seawalls (inclusive of tidal back flow prevention devices).
Projected date range:	10/01/2023 to 12/31/2027

II. Cost Summary

Cost Summary	Previous Years	FY 2022/23	FY 2023/24	FY 2024/25	FY 2025/26	FY 2026/27	Future	Total
FUTURE	-	-	-	-	-	-	6,154,321	6,154,321
Total:	**-**	**-**	**-**	**-**	**-**	**-**	**6,154,321**	**6,154,321**

III. Fund Summary

Fund Summary	Previous Years	FY 2022/23	FY 2023/24	FY 2024/25	FY 2025/26	FY 2026/27	Future	Total
FUTURE	-	-	-	-	-	-	6,154,321	6,154,321
Total:	**-**	**-**	**-**	**-**	**-**	**-**	**6,154,321**	**6,154,321**

MIAMIBEACH

CITY OF MIAMI BEACH
FY 2023 - 2027 Capital Budget and 5-Year Capital Improvement Plan

I. General

BELLE ISLE **UTILITIES**

Project Number: 20324

Department: PW ADMINISTRATION

Location: SOUTH BEACH

Description: The purpose of the project improvements is to provide a higher LOS defined by flood protection and control of pollutant loading in the stormwater systems. The improvements consist of one or a combination of the following: 1) Repair, replace, and or install collection systems, catch basins and manholes, 4) Construct water quality treatment devices, 5) Construct pump stations, controls and force mains, and 6) Repair or upgrade existing outfall pipes and seawalls (inclusive of tidal back flow prevention devices).

Projected date range: 10/01/2023 to 12/31/2027

II. Cost Summary

Cost Summary	Previous Years	FY 2022/23	FY 2023/24	FY 2024/25	FY 2025/26	FY 2026/27	Future	Total
FUTURE	-	-	-	-	-	-	4,550,621	4,550,621
Total:	**-**	**-**	**-**	**-**	**-**	**-**	**4,550,621**	**4,550,621**

III. Fund Summary

Fund Summary	Previous Years	FY 2022/23	FY 2023/24	FY 2024/25	FY 2025/26	FY 2026/27	Future	Total
FUTURE	-	-	-	-	-	-	4,550,621	4,550,621
Total:	**-**	**-**	**-**	**-**	**-**	**-**	**4,550,621**	**4,550,621**

MIAMIBEACH

CITY OF MIAMI BEACH
FY 2023 - 2027 Capital Budget and 5-Year Capital Improvement Plan

I. General

BIOSWALE PILOT PROJECT **UTILITIES**

Project Number:	28920
Department:	PW ENGINEERING
Location:	NORTH BEACH
Description:	Bioswale pilot project to design, construct, and evaluate the efficacy of blue/green infrastructure
Projected date range:	10/01/2019 to 12/31/2022

II. Cost Summary

Cost Summary	Previous Years	FY 2022/23	FY 2023/24	FY 2024/25	FY 2025/26	FY 2026/27	Future	Total
CONSTRUCTION	603,957	-	-	-	-	-	-	603,957
CONSTRUCTION MANAGEMENT	25,000	-	-	-	-	-	-	25,000
CONTINGENCY	125,000	-	-	-	-	-	-	125,000
DESIGN AND ENGINEERING	96,000	-	-	-	-	-	-	96,000
OIG FUNDING	43	-	-	-	-	-	-	43
Total:	**850,000**	**-**	**-**	**-**	**-**	**-**	**-**	**850,000**

III. Fund Summary

Fund Summary	Previous Years	FY 2022/23	FY 2023/24	FY 2024/25	FY 2025/26	FY 2026/27	Future	Total
429 2017 STORMWATER BONDS	850,000	-	-	-	-	-	-	850,000
Total:	**850,000**	**-**	**-**	**-**	**-**	**-**	**-**	**850,000**

MIAMIBEACH

CITY OF MIAMI BEACH
FY 2023 - 2027 Capital Budget and 5-Year Capital Improvement Plan

I. General

BISCAYNE BEACH **UTILITIES**

Project Number: 20424

Department: PW ADMINISTRATION

Location: NORTH BEACH

Description: The purpose of the project improvements is to provide a higher LOS defined by flood protection and control of pollutant loading in the stormwater systems. The improvements consist of one or a combination of the following: 1) Repair, replace, and or install collection systems, catch basins and manholes, 4) Construct water quality treatment devices, 5) Construct pump stations, controls and force mains, and 6) Repair or upgrade existing outfall pipes and seawalls (inclusive of tidal back flow prevention devices).

Projected date range: 10/01/2023 to 12/31/2027

II. Cost Summary

Cost Summary	Previous Years	FY 2022/23	FY 2023/24	FY 2024/25	FY 2025/26	FY 2026/27	Future	Total
FUTURE	-	-	-	-	-	-	20,445,421	20,445,421
Total:	**-**	**-**	**-**	**-**	**-**	**-**	**20,445,421**	**20,445,421**

III. Fund Summary

Fund Summary	Previous Years	FY 2022/23	FY 2023/24	FY 2024/25	FY 2025/26	FY 2026/27	Future	Total
FUTURE	-	-	-	-	-	-	20,445,421	20,445,421
Total:	**-**	**-**	**-**	**-**	**-**	**-**	**20,445,421**	**20,445,421**

MIAMIBEACH

CITY OF MIAMI BEACH
FY 2023 - 2027 Capital Budget and 5-Year Capital Improvement Plan

I. General

BISCAYNE POINT **UTILITIES**

Project Number: 20524

Department: PW ADMINISTRATION

Location: NORTH BEACH

Description: The purpose of the project improvements is to provide a higher LOS defined by flood protection and control of pollutant loading in the storm water systems. The improvements consist of one or a combination of the following: 1) Repair, replace, and or install collection systems, catch basins and manholes, 4) Construct water quality treatment devices, 5) Construct pump stations, controls and force mains, and 6) Repair or upgrade existing outfall pipes and seawalls (inclusive of tidal back flow prevention devices).

Projected date range: 10/01/2023 to 12/31/2027

II. Cost Summary

Cost Summary	Previous Years	FY 2022/23	FY 2023/24	FY 2024/25	FY 2025/26	FY 2026/27	Future	Total
FUTURE	-	-	-	-	-	-	13,266,321	13,266,321
Total:	**-**	**-**	**-**	**-**	**-**	**-**	**13,266,321**	**13,266,321**

III. Fund Summary

Fund Summary	Previous Years	FY 2022/23	FY 2023/24	FY 2024/25	FY 2025/26	FY 2026/27	Future	Total
FUTURE	-	-	-	-	-	-	13,266,321	13,266,321
Total:	**-**	**-**	**-**	**-**	**-**	**-**	**13,266,321**	**13,266,321**

MIAMIBEACH

CITY OF MIAMI BEACH
FY 2023 - 2027 Capital Budget and 5-Year Capital Improvement Plan

I. General

CENTRAL BAYSHORE **UTILITIES**

Project Number: 20624

Department: PW ADMINISTRATION

Location: MIDDLE BEACH

Description: The purpose of the project improvements is to provide a higher LOS defined by flood protection and control of pollutant loading in the storm water systems. The improvements consist of one or a combination of the following: 1) Repair, replace, and or install collection systems, catch basins and manholes, 4) Construct water quality treatment devices, 5) Construct pump stations, controls and force mains, and 6) Repair or upgrade existing outfall pipes and seawalls (inclusive of tidal back flow prevention devices).

Projected date range: 10/01/2023 to 12/31/2027

II. Cost Summary

Cost Summary	Previous Years	FY 2022/23	FY 2023/24	FY 2024/25	FY 2025/26	FY 2026/27	Future	Total
FUTURE	-	-	-	-	-	-	7,963,400	7,963,400
Total:	**-**	**-**	**-**	**-**	**-**	**-**	**7,963,400**	**7,963,400**

III. Fund Summary

Fund Summary	Previous Years	FY 2022/23	FY 2023/24	FY 2024/25	FY 2025/26	FY 2026/27	Future	Total
FUTURE	-	-	-	-	-	-	7,963,400	7,963,400
Total:	**-**	**-**	**-**	**-**	**-**	**-**	**7,963,400**	**7,963,400**

MIAMIBEACH

CITY OF MIAMI BEACH
FY 2023 - 2027 Capital Budget and 5-Year Capital Improvement Plan

I. General

CITYWIDE INTERIM FLOOD SOLUTIONS **UTILITIES**

Project Number: 21424

Department: PW ADMINISTRATION

Location: CITYWIDE

Description: Interim drainage improvements within the neighborhoods listed below and as depicted in the Prioritization map recently adopted by City Commission. The project provides the design, permitting and construction of interim drainage improvements comprised of drainage inlets, pipes, water treatment structures, shallow injection wells equipped with pumps and their respective electrical and controls.

-- Nautilus D
-- La Gorce A
-- Lakeview A
-- La Gorce C
-- Flamingo C
-- Flamingo D
-- Flamingo G
-- Nautilus B
-- City Center A
-- Nautilus A "

Projected date range: 10/01/2023 to 09/30/2027

II. Cost Summary

Cost Summary	Previous Years	FY 2022/23	FY 2023/24	FY 2024/25	FY 2025/26	FY 2026/27	Future	Total
CONSTRUCTION	-	-	15,955,496	4,800,000	3,600,000	4,700,000	-	29,055,496
FUTURE	-	-	-	-	-	-	5,200,000	5,200,000
Total:	**-**	**-**	**15,955,496**	**4,800,000**	**3,600,000**	**4,700,000**	**5,200,000**	**34,255,496**

III. Fund Summary

Fund Summary	Previous Years	FY 2022/23	FY 2023/24	FY 2024/25	FY 2025/26	FY 2026/27	Future	Total
FSW FUTURE STORMWATER	-	-	15,955,496	4,800,000	3,600,000	4,700,000	-	29,055,496
FUTURE	-	-	-	-	-	-	5,200,000	5,200,000
Total:	**-**	**-**	**15,955,496**	**4,800,000**	**3,600,000**	**4,700,000**	**5,200,000**	**34,255,496**

MIAMIBEACH

CITY OF MIAMI BEACH
FY 2023 - 2027 Capital Budget and 5-Year Capital Improvement Plan

I. General

DERM & EPA CONSENT DECREE **UTILITIES**

Project Number: 60419

Department: PW ADMINISTRATION

Location: CITYWIDE

Description: The sanitary sewer evaluation survey (SSES): Continual condition assessment, as mandated by the a consent order issued by The EPA, of all sewer system components specifically targeting infiltration and inflow (I&I). This project will also work to
Execute, repair and rehabilitate programs in response to actionable data from condition assessment i.e. manhole Recline/replace, relining, replacing, point of repairing and pipe bursting of gravity mains and force mains. Target illicit
Discharges into sanitary sewer; and attain compliance.

Projected date range: 10/01/2018 to 12/31/2026

II. Cost Summary

Cost Summary	Previous Years	FY 2022/23	FY 2023/24	FY 2024/25	FY 2025/26	FY 2026/27	Future	Total
OTHER CONTRACTUAL SERVICES	1,900,000	2,800,000	2,800,000	2,800,000	2,800,000	-	-	13,100,000
Total:	**1,900,000**	**2,800,000**	**2,800,000**	**2,800,000**	**2,800,000**	**-**	**-**	**13,100,000**

III. Fund Summary

Fund Summary	Previous Years	FY 2022/23	FY 2023/24	FY 2024/25	FY 2025/26	FY 2026/27	Future	Total
418 W&S CAP PROJ FNDED BY OPER FDS	1,900,000	2,800,000	2,800,000	2,800,000	2,800,000	-	-	13,100,000
Total:	**1,900,000**	**2,800,000**	**2,800,000**	**2,800,000**	**2,800,000**	**-**	**-**	**13,100,000**

MIAMIBEACH

CITY OF MIAMI BEACH
FY 2023 - 2027 Capital Budget and 5-Year Capital Improvement Plan

I. General

DRAINAGE SYSTEM WATER QUALITY PILOT **UTILITIES**

Project Number: 21720
Department: PW ENGINEERING
Location: CITYWIDE
Description: The City of Miami Beach owns and operates a public stormwater system that collects, conveys, treats, and disposes of stormwater runoff. One major component of the stormwater system is the pump stations that currently discharge all runoff into the Biscayne Bay through outfalls. The project includes water quality improvements to an existing pump station that may utilize alternative disposal methods in combination with stormwater outfalls.
Projected date range: 10/01/2019 to 09/30/2023

II. Cost Summary

Cost Summary	Previous Years	FY 2022/23	FY 2023/24	FY 2024/25	FY 2025/26	FY 2026/27	Future	Total
CONSTRUCTION	348,000	-	-	-	-	-	-	348,000
CONSTRUCTION MANAGEMENT	40,000	-	-	-	-	-	-	40,000
DESIGN AND ENGINEERING	112,000	-	-	-	-	-	-	112,000
Total:	**500,000**	**-**	**-**	**-**	**-**	**-**	**-**	**500,000**

III. Fund Summary

Fund Summary	Previous Years	FY 2022/23	FY 2023/24	FY 2024/25	FY 2025/26	FY 2026/27	Future	Total
434 STORMWATER CAPITAL NOT BONDS	500,000	-	-	-	-	-	-	500,000
Total:	**500,000**	**-**	**-**	**-**	**-**	**-**	**-**	**500,000**

MIAMIBEACH

CITY OF MIAMI BEACH
FY 2023 - 2027 Capital Budget and 5-Year Capital Improvement Plan

I. General

ENERGY SUB-METERS IN MUN. BUILDINGS **UTILITIES**

Project Number: 62619

Department: ENVIRONMENT SUSTAINABILITY

Location: CITYWIDE

Description: The sub meters will allow the city to monitor consumption of each building and provide recommendations for specific energy efficient upgrades. The first step is to develop a platform to track energy consumption and efficiency measurements. In order to do this, sub meters will need to be installed for each building. It will cost about $70K to install sub meters at each municipal building. Additionally, the city has an open competitive bid for energy management software which will assist to track, analyze, report and manage use, as well as identifying savings and issues, such as bill anomalies and changes in usage.

Projected date range: 10/01/2018 to 12/31/2022

II. Cost Summary

Cost Summary	Previous Years	FY 2022/23	FY 2023/24	FY 2024/25	FY 2025/26	FY 2026/27	Future	Total
CONTRACTED SERVICES REPAIR	68,000	-	-	-	-	-	-	68,000
Total:	**68,000**	**-**	**-**	**-**	**-**	**-**	**-**	**68,000**

III. Fund Summary

Fund Summary	Previous Years	FY 2022/23	FY 2023/24	FY 2024/25	FY 2025/26	FY 2026/27	Future	Total
302 PAY-AS-YOU-GO	68,000	-	-	-	-	-	-	68,000
Total:	**68,000**	**-**	**-**	**-**	**-**	**-**	**-**	**68,000**

MIAMIBEACH

CITY OF MIAMI BEACH
FY 2023 - 2027 Capital Budget and 5-Year Capital Improvement Plan

I. General

FDOT UTILITIES RELOCATION **UTILITIES**

Project Number:	20527
Department:	PW ENGINEERING
Location:	CITYWIDE
Description:	Utility design construction contract provided for the FDOT design of City-Owned utilities that require relocation as part of FDOT's state road projects. Projects may include work along Alton Road, Collins Ave, or other state roads.
Projected date range:	10/01/2016 to 12/31/2024

II. Cost Summary

Cost Summary	Previous Years	FY 2022/23	FY 2023/24	FY 2024/25	FY 2025/26	FY 2026/27	Future	Total
CONSTRUCTION	427,630	-	-	27,000,000	-	-	-	27,427,630
CONSTRUCTION MANAGEMENT	28,100	-	-	-	-	-	-	28,100
DESIGN AND ENGINEERING	2,121,799	-	-	-	-	-	-	2,121,799
Total:	**2,577,529**	**-**	**-**	**27,000,000**	**-**	**-**	**-**	**29,577,529**

III. Fund Summary

Fund Summary	Previous Years	FY 2022/23	FY 2023/24	FY 2024/25	FY 2025/26	FY 2026/27	Future	Total
418 W&S CAP PROJ FNDED BY OPER FDS	506,175	-	-	-	-	-	-	506,175
419 2017 WATER & SEWER BONDS	677,529	-	-	-	-	-	-	677,529
420 W&S GBL SERIES 2010 2009-27243	178,825	-	-	-	-	-	-	178,825
422 WATER AND SEWER IMPACT FEES	1,215,000	-	-	-	-	-	-	1,215,000
FSW FUTURE STORMWATER	-	-	-	10,000,000	-	-	-	10,000,000
FWS FUTURE WATER & SEWER	-	-	-	17,000,000	-	-	-	17,000,000
Total:	**2,577,529**	**-**	**-**	**27,000,000**	**-**	**-**	**-**	**29,577,529**

MIAMIBEACH

CITY OF MIAMI BEACH
FY 2023 - 2027 Capital Budget and 5-Year Capital Improvement Plan

I. General

FIBER COMMUNICATIONS INSTALLATION **UTILITIES**

Project Number:	22018
Department:	TRANSPORTATION
Location:	NORTH BEACH
Description:	Installation of fiber communication along Alton Road from Michigan Avenue to 63rd Street to further advance and enhance the Intelligent Transportation System Project and all City communications.
Projected date range:	10/01/2017 to 09/30/2026

II. Cost Summary

Cost Summary	Previous Years	FY 2022/23	FY 2023/24	FY 2024/25	FY 2025/26	FY 2026/27	Future	Total
CONSTRUCTION	292,000	-	-	-	-	-	-	292,000
Total:	**292,000**	**-**	**-**	**-**	**-**	**-**	**-**	**292,000**

III. Fund Summary

Fund Summary	Previous Years	FY 2022/23	FY 2023/24	FY 2024/25	FY 2025/26	FY 2026/27	Future	Total
550 COMMUNICATIONS FUND	292,000	-	-	-	-	-	-	292,000
Total:	**292,000**	**-**	**-**	**-**	**-**	**-**	**-**	**292,000**

MIAMIBEACH

CITY OF MIAMI BEACH
FY 2023 - 2027 Capital Budget and 5-Year Capital Improvement Plan

I. General

INDIAN CREEK PARKWAY **UTILITIES**

Project Number:	20724
Department:	PW ADMINISTRATION
Location:	MIDDLE BEACH
Description:	Indian Creek Parkway
Projected date range:	10/01/2023 to 12/31/2027

II. Cost Summary

Cost Summary	Previous Years	FY 2022/23	FY 2023/24	FY 2024/25	FY 2025/26	FY 2026/27	Future	Total
FUTURE	-	-	-	-	-	-	9,217,121	9,217,121
Total:	**-**	**-**	**-**	**-**	**-**	**-**	**9,217,121**	**9,217,121**

III. Fund Summary

Fund Summary	Previous Years	FY 2022/23	FY 2023/24	FY 2024/25	FY 2025/26	FY 2026/27	Future	Total
FUTURE	-	-	-	-	-	-	9,217,121	9,217,121
Total:	**-**	**-**	**-**	**-**	**-**	**-**	**9,217,121**	**9,217,121**

MIAMIBEACH

CITY OF MIAMI BEACH
FY 2023 - 2027 Capital Budget and 5-Year Capital Improvement Plan

I. General

INDIAN CREEK STREET DRAINAGE IMP. **UTILITIES**

Project Number:	21220
Department:	PW ENGINEERING
Location:	MIDDLE BEACH
Description:	A construction project on Indian Creek Drive, between 26th and 41st Streets, for the construction of a seawall, improving street drainage and road elevation.
Projected date range:	04/01/2016 to 12/31/2022

II. Cost Summary

Cost Summary	Previous Years	FY 2022/23	FY 2023/24	FY 2024/25	FY 2025/26	FY 2026/27	Future	Total
CONSTRUCTION	12,128,511	-	-	-	-	-	-	12,128,511
CONSTRUCTION MANAGEMENT	917,082	-	-	-	-	-	-	917,082
CONSTRUCTION OTHER	6,523,237	-	-	-	-	-	-	6,523,237
DESIGN AND ENGINEERING	1,249,347	-	-	-	-	-	-	1,249,347
LAND ACQUISITION	11,128	-	-	-	-	-	-	11,128
OPERATING CMB CONST MGMNT FEE	1,129,549	-	-	-	-	-	-	1,129,549
PROFESSIONAL SERVICES	350,072	-	-	-	-	-	-	350,072
Total:	**22,308,926**	**-**	**-**	**-**	**-**	**-**	**-**	**22,308,926**

III. Fund Summary

Fund Summary	Previous Years	FY 2022/23	FY 2023/24	FY 2024/25	FY 2025/26	FY 2026/27	Future	Total
112 RESILIENCY	4,998,548	-	-	-	-	-	-	4,998,548
320 GENERAL CAPITAL -MDC ILA	352,755	-	-	-	-	-	-	352,755
389 SOUTH POINTE CAPITAL	2,500,368	-	-	-	-	-	-	2,500,368
429 2017 STORMWATER BONDS	5,267,542	-	-	-	-	-	-	5,267,542
433 STORMWATER PROJECTS - MDC ILA	8,957,255	-	-	-	-	-	-	8,957,255
434 STORMWATER CAPITAL NOT BONDS	232,458	-	-	-	-	-	-	232,458
Total:	**22,308,926**	**-**	**-**	**-**	**-**	**-**	**-**	**22,308,926**

MIAMIBEACH

CITY OF MIAMI BEACH
FY 2023 - 2027 Capital Budget and 5-Year Capital Improvement Plan

I. General

LA GORCE ISLAND **UTILITIES**

Project Number: 20323

Department: PW ADMINISTRATION

Location: MIDDLE BEACH

Description: The purpose of the project improvements is to provide a higher LOS defined by flood protection and control of pollutant loading in the storm water systems. The improvements consist of one or a combination of the following: 1) Repair, replace, and or install collection systems, catch basins and manholes, 4) Construct water quality treatment devices, 5) Construct pump stations, controls and force mains, and 6) Repair or upgrade existing outfall pipes and seawalls (inclusive of tidal back flow prevention devices).

Projected date range: 10/01/2023 to 12/31/2027

II. Cost Summary

Cost Summary	Previous Years	FY 2022/23	FY 2023/24	FY 2024/25	FY 2025/26	FY 2026/27	Future	Total
FUTURE	-	-	-	-	-	-	9,104,921	9,104,921
Total:	**-**	**-**	**-**	**-**	**-**	**-**	**9,104,921**	**9,104,921**

III. Fund Summary

Fund Summary	Previous Years	FY 2022/23	FY 2023/24	FY 2024/25	FY 2025/26	FY 2026/27	Future	Total
FUTURE	-	-	-	-	-	-	9,104,921	9,104,921
Total:	**-**	**-**	**-**	**-**	**-**	**-**	**9,104,921**	**9,104,921**

MIAMIBEACH

CITY OF MIAMI BEACH
FY 2023 - 2027 Capital Budget and 5-Year Capital Improvement Plan

I. General

LAKEVIEW NEIGHBORHOOD IMPROVEMENTS **UTILITIES**

Project Number: 22320

Department: PW ADMINISTRATION

Location: MIDDLE BEACH

Description: Replacement of approximately 13,000 LF of aged water mains and installation of new services and fire hydrants, relocation of utilities currently located in inaccessible easements, replacement of aging wastewater infrastructure including an estimated 12,000 LF of gravity sewer that have met their intended useful life and are known to be in poor conditions; and elevating roads and implementing stormwater improvements to reduce flooding duration and frequency.

Projected date range: 10/01/2021 to 12/31/2027

II. Cost Summary

Cost Summary	Previous Years	FY 2022/23	FY 2023/24	FY 2024/25	FY 2025/26	FY 2026/27	Future	Total
FUTURE	-	-	-	-	-	-	41,000,000	41,000,000
Total:	**-**	**-**	**-**	**-**	**-**	**-**	**41,000,000**	**41,000,000**

III. Fund Summary

Fund Summary	Previous Years	FY 2022/23	FY 2023/24	FY 2024/25	FY 2025/26	FY 2026/27	Future	Total
FUTURE	-	-	-	-	-	-	41,000,000	41,000,000
Total:	**-**	**-**	**-**	**-**	**-**	**-**	**41,000,000**	**41,000,000**

MIAMIBEACH

CITY OF MIAMI BEACH
FY 2023 - 2027 Capital Budget and 5-Year Capital Improvement Plan

I. General

MT. SINAI STORMWATER PUMP STATION **UTILITIES**

Project Number:	22418
Department:	PW ADMINISTRATION
Location:	MIDDLE BEACH
Description:	Middle North Bay Road & Mount Sinai Stormwater Pump Station -
Projected date range:	10/01/2021 to 12/31/2027

II. Cost Summary

Cost Summary	Previous Years	FY 2022/23	FY 2023/24	FY 2024/25	FY 2025/26	FY 2026/27	Future	Total
FUTURE	-	-	-	-	-	-	19,727,421	19,727,421
Total:	**-**	**-**	**-**	**-**	**-**	**-**	**19,727,421**	**19,727,421**

III. Fund Summary

Fund Summary	Previous Years	FY 2022/23	FY 2023/24	FY 2024/25	FY 2025/26	FY 2026/27	Future	Total
FUTURE	-	-	-	-	-	-	19,727,421	19,727,421
Total:	**-**	**-**	**-**	**-**	**-**	**-**	**19,727,421**	**19,727,421**

MIAMIBEACH

CITY OF MIAMI BEACH
FY 2023 - 2027 Capital Budget and 5-Year Capital Improvement Plan

I. General

NORMANDY SHORES **UTILITIES**

Project Number: 20224

Department: PW ADMINISTRATION

Location: NORTH BEACH

Description: The purpose of the project improvements is to provide a higher LOS defined by flood protection and control of pollutant loading in the storm water systems. The improvements consist of one or a combination of the following: 1) Repair, replace, and or install collection systems, catch basins and manholes, 4) Construct water quality treatment devices, 5) Construct pump stations, controls and force mains, and 6) Repair or upgrade existing outfall pipes and seawalls (inclusive of tidal back flow prevention devices).

Projected date range: 10/01/2023 to 12/31/2027

II. Cost Summary

Cost Summary	Previous Years	FY 2022/23	FY 2023/24	FY 2024/25	FY 2025/26	FY 2026/27	Future	Total
FUTURE	-	-	-	-	-	-	29,147,027	29,147,027
Total:	**-**	**-**	**-**	**-**	**-**	**-**	**29,147,027**	**29,147,027**

III. Fund Summary

Fund Summary	Previous Years	FY 2022/23	FY 2023/24	FY 2024/25	FY 2025/26	FY 2026/27	Future	Total
FUTURE	-	-	-	-	-	-	29,147,027	29,147,027
Total:	**-**	**-**	**-**	**-**	**-**	**-**	**29,147,027**	**29,147,027**

MIAMIBEACH

CITY OF MIAMI BEACH
FY 2023 - 2027 Capital Budget and 5-Year Capital Improvement Plan

I. General

PARK VIEW ISLAND **UTILITIES**

Project Number:	20824
Department:	PW ADMINISTRATION
Location:	NORTH BEACH
Description:	The purpose of the project improvements is to provide a higher LOS defined by flood protection and control of pollutant loading in the storm water systems. The improvements consist of one or a combination of the following: 1) Repair, replace, and or install collection systems, catch basins and manholes, 4) Construct water quality treatment devices, 5) Construct pump stations, controls and force mains, and 6) Repair or upgrade existing outfall pipes and seawalls (inclusive of tidal back flow prevention devices).
Projected date range:	10/01/2023 to 12/31/2027

II. Cost Summary

Cost Summary	Previous Years	FY 2022/23	FY 2023/24	FY 2024/25	FY 2025/26	FY 2026/27	Future	Total
FUTURE	-	-	-	-	-	-	4,759,121	4,759,121
Total:	**-**	**-**	**-**	**-**	**-**	**-**	**4,759,121**	**4,759,121**

III. Fund Summary

Fund Summary	Previous Years	FY 2022/23	FY 2023/24	FY 2024/25	FY 2025/26	FY 2026/27	Future	Total
FUTURE	-	-	-	-	-	-	4,759,121	4,759,121
Total:	**-**	**-**	**-**	**-**	**-**	**-**	**4,759,121**	**4,759,121**

MIAMIBEACH

CITY OF MIAMI BEACH
FY 2023 - 2027 Capital Budget and 5-Year Capital Improvement Plan

I. General

SCADA AND PLC SYSTEMS **UTILITIES**

Project Number:	20719
Department:	PW ENGINEERING
Location:	CITYWIDE
Description:	Design, construction management, project management, and construction of SCADA, Telemetry, and all necessary electrical and instrumentation systems and appurtenances for the water, wastewater, and stormwater systems.
Projected date range:	10/01/2018 to 12/31/2024

II. Cost Summary

Cost Summary	Previous Years	FY 2022/23	FY 2023/24	FY 2024/25	FY 2025/26	FY 2026/27	Future	Total
EQUIPMENT	7,042,934	-	-	-	-	-	-	7,042,934
FEASIBILITY STUDY	195,066	-	-	-	-	-	-	195,066
Total:	**7,238,000**	**-**	**-**	**-**	**-**	**-**	**-**	**7,238,000**

III. Fund Summary

Fund Summary	Previous Years	FY 2022/23	FY 2023/24	FY 2024/25	FY 2025/26	FY 2026/27	Future	Total
419 2017 WATER & SEWER BONDS	3,137,750	-	-	-	-	-	-	3,137,750
429 2017 STORMWATER BONDS	4,100,250	-	-	-	-	-	-	4,100,250
Total:	**7,238,000**	**-**	**-**	**-**	**-**	**-**	**-**	**7,238,000**

MIAMIBEACH

CITY OF MIAMI BEACH
FY 2023 - 2027 Capital Budget and 5-Year Capital Improvement Plan

I. General

SEWER PUMP STATION ODOR CONTROL **UTILITIES**

Project Number:	28320
Department:	PW ENGINEERING
Location:	CITYWIDE
Description:	This project is to address the need to replace existing odor control systems at sewer pump stations. This project would eliminate unwanted and unhealthy gases and odors from the environment.
Projected date range:	10/01/2019 to 09/30/2024

II. Cost Summary

Cost Summary	Previous Years	FY 2022/23	FY 2023/24	FY 2024/25	FY 2025/26	FY 2026/27	Future	Total
CONSTRUCTION	850,600	850,000	1,000,000	-	-	-	-	2,700,600
Total:	**850,600**	**850,000**	**1,000,000**	**-**	**-**	**-**	**-**	**2,700,600**

III. Fund Summary

Fund Summary	Previous Years	FY 2022/23	FY 2023/24	FY 2024/25	FY 2025/26	FY 2026/27	Future	Total
418 W&S CAP PROJ FNDED BY OPER FDS	850,600	850,000	1,000,000	-	-	-	-	2,700,600
Total:	**850,600**	**850,000**	**1,000,000**	**-**	**-**	**-**	**-**	**2,700,600**

MIAMIBEACH

CITY OF MIAMI BEACH
FY 2023 - 2027 Capital Budget and 5-Year Capital Improvement Plan

I. General

STAR ISLAND **UTILITIES**

Project Number:	20924
Department:	PW ADMINISTRATION
Location:	SOUTH BEACH
Description:	The purpose of the project improvements is to provide a higher LOS defined by flood protection and control of pollutant loading in the storm water systems. The improvements consist of one or a combination of the following: 1) Repair, replace, and or install collection systems, catch basins and manholes, 4) Construct water quality treatment devices, 5) Construct pump stations, controls and force mains, and 6) Repair or upgrade existing outfall pipes and seawalls (inclusive of tidal back flow prevention devices).
Projected date range:	10/01/2023 to 12/31/2027

II. Cost Summary

Cost Summary	Previous Years	FY 2022/23	FY 2023/24	FY 2024/25	FY 2025/26	FY 2026/27	Future	Total
FUTURE	-	-	-	-	-	-	6,032,621	6,032,621
Total:	**-**	**-**	**-**	**-**	**-**	**-**	**6,032,621**	**6,032,621**

III. Fund Summary

Fund Summary	Previous Years	FY 2022/23	FY 2023/24	FY 2024/25	FY 2025/26	FY 2026/27	Future	Total
FUTURE	-	-	-	-	-	-	6,032,621	6,032,621
Total:	**-**	**-**	**-**	**-**	**-**	**-**	**6,032,621**	**6,032,621**

MIAMIBEACH

CITY OF MIAMI BEACH
FY 2023 - 2027 Capital Budget and 5-Year Capital Improvement Plan

I. General

STORM WATER OUTFALLS **UTILITIES**

Project Number: 29820

Department: PW ENGINEERING

Location: CITYWIDE

Description: The City of Miami Beach owns and operates a public stormwater system that collects, conveys, treats, and disposes of stormwater runoff. One of the disposal methodologies used by the system is outfall to surface water bodies. These outfalls are designed to effectively dispose of the stormwater while keeping it within natures water cycle. The project will augment the outfalls with scour pads and/or other water quality improvements.

Projected date range: 10/01/2019 to 09/30/2023

II. Cost Summary

Cost Summary	Previous Years	FY 2022/23	FY 2023/24	FY 2024/25	FY 2025/26	FY 2026/27	Future	Total
CONSTRUCTION	1,980,000	-	-	-	-	-	-	1,980,000
CONSTRUCTION MANAGEMENT	20,000	-	-	-	-	-	-	20,000
Total:	**2,000,000**	**-**	**-**	**-**	**-**	**-**	**-**	**2,000,000**

III. Fund Summary

Fund Summary	Previous Years	FY 2022/23	FY 2023/24	FY 2024/25	FY 2025/26	FY 2026/27	Future	Total
434 STORMWATER CAPITAL NOT BONDS	2,000,000	-	-	-	-	-	-	2,000,000
Total:	**2,000,000**	**-**	**-**	**-**	**-**	**-**	**-**	**2,000,000**

MIAMIBEACH

CITY OF MIAMI BEACH
FY 2023 - 2027 Capital Budget and 5-Year Capital Improvement Plan

I. General

SUNSET HARBOUR PUMPSTATION UPGRADES **UTILITIES**

Project Number: 23000
Department: PW ENGINEERING
Location: SOUTH BEACH
Description: As a result of changed stormwater regulations, it is possible to provide a higher level of stormwater service to the Sunset Harbor neighborhood. This project will provide upgrades to three pump stations in Sunset Harbor to provide that greater level of stormwater service for the community.
Projected date range: 10/01/2015 to 12/31/2022

II. Cost Summary

Cost Summary	Previous Years	FY 2022/23	FY 2023/24	FY 2024/25	FY 2025/26	FY 2026/27	Future	Total
CAPITAL MISCELLANEOUS	48,873	-	-	-	-	-	-	48,873
CONSTRUCTION	27,739,755	-	-	-	-	-	-	27,739,755
CONSTRUCTION MANAGEMENT	105,215	-	-	-	-	-	-	105,215
CONTINGENCY	200,000	-	-	-	-	-	-	200,000
DESIGN AND ENGINEERING	181,527	-	-	-	-	-	-	181,527
Total:	**28,275,370**	**-**	**-**	**-**	**-**	**-**	**-**	**28,275,370**

III. Fund Summary

Fund Summary	Previous Years	FY 2022/23	FY 2023/24	FY 2024/25	FY 2025/26	FY 2026/27	Future	Total
320 GENERAL CAPITAL -MDC ILA	989,081	-	-	-	-	-	-	989,081
366 PARKS AND REC. BEAUTIF. FUNDS	440,800	-	-	-	-	-	-	440,800
389 SOUTH POINTE CAPITAL	551,300	-	-	-	-	-	-	551,300
418 W&S CAP PROJ FNDED BY OPER FDS	1,013,016	-	-	-	-	-	-	1,013,016
419 2017 WATER & SEWER BONDS	539,631	-	-	-	-	-	-	539,631
420 W&S GBL SERIES 2010 2009-27243	2,500,062	-	-	-	-	-	-	2,500,062
427 STORMWATER ENTERPRISE FUND	1,974,840	-	-	-	-	-	-	1,974,840
429 2017 STORMWATER BONDS	3,750,973	-	-	-	-	-	-	3,750,973
431 2011 STORMWATER BOND2011-27782	3,552,816	-	-	-	-	-	-	3,552,816
432 STORMWATER BONDS 2015	12,962,851	-	-	-	-	-	-	12,962,851
Total:	**28,275,370**	**-**	**-**	**-**	**-**	**-**	**-**	**28,275,370**

MIAMIBEACH

CITY OF MIAMI BEACH
FY 2023 - 2027 Capital Budget and 5-Year Capital Improvement Plan

I. General

SUNSET ISLAND 1 **UTILITIES**

Project Number:	21122
Department:	PW ADMINISTRATION
Location:	MIDDLE BEACH
Description:	The purpose of the project improvements is to provide a higher LOS defined by flood protection and control of pollutant loading in the storm water systems. The improvements consist of one or a combination of the following: 1) Repair, replace, and or install collection systems, catch basins and manholes, 4) Construct water quality treatment devices, 5) Construct pump stations, controls and force mains, and 6) Repair or upgrade existing outfall pipes and seawalls (inclusive of tidal back flow prevention devices).
Projected date range:	10/01/2022 to 12/31/2027

II. Cost Summary

Cost Summary	Previous Years	FY 2022/23	FY 2023/24	FY 2024/25	FY 2025/26	FY 2026/27	Future	Total
FUTURE	-	-	-	-	-	-	5,319,421	5,319,421
Total:	**-**	**-**	**-**	**-**	**-**	**-**	**5,319,421**	**5,319,421**

III. Fund Summary

Fund Summary	Previous Years	FY 2022/23	FY 2023/24	FY 2024/25	FY 2025/26	FY 2026/27	Future	Total
FUTURE	-	-	-	-	-	-	5,319,421	5,319,421
Total:	**-**	**-**	**-**	**-**	**-**	**-**	**5,319,421**	**5,319,421**

MIAMIBEACH

CITY OF MIAMI BEACH
FY 2023 - 2027 Capital Budget and 5-Year Capital Improvement Plan

I. General

SUNSET ISLAND 2 **UTILITIES**

Project Number:	21222
Department:	PW ADMINISTRATION
Location:	MIDDLE BEACH
Description:	The purpose of the project improvements is to provide a higher LOS defined by flood protection and control of pollutant loading in the storm water systems. The improvements consist of one or a combination of the following: 1) Repair, replace, and or install collection systems, catch basins and manholes, 4) Construct water quality treatment devices, 5) Construct pump stations, controls and force mains, and 6) Repair or upgrade existing outfall pipes and seawalls (inclusive of tidal back flow prevention devices).
Projected date range:	10/01/2022 to 12/31/2027

II. Cost Summary

Cost Summary	Previous Years	FY 2022/23	FY 2023/24	FY 2024/25	FY 2025/26	FY 2026/27	Future	Total
FUTURE	-	-	-	-	-	-	7,446,121	7,446,121
Total:	**-**	**-**	**-**	**-**	**-**	**-**	**7,446,121**	**7,446,121**

III. Fund Summary

Fund Summary	Previous Years	FY 2022/23	FY 2023/24	FY 2024/25	FY 2025/26	FY 2026/27	Future	Total
FUTURE	-	-	-	-	-	-	7,446,121	7,446,121
Total:	**-**	**-**	**-**	**-**	**-**	**-**	**7,446,121**	**7,446,121**

MIAMIBEACH

CITY OF MIAMI BEACH
FY 2023 - 2027 Capital Budget and 5-Year Capital Improvement Plan

I. General

VALVE REPLACEMENT PROGRAM **UTILITIES**

Project Number:	65421
Department:	PW ADMINISTRATION
Location:	CITYWIDE
Description:	This project will provide improvements to the water and sewer system. The improvements will include identification of valves requiring replacement and the performance of a condition assessment, design and replacement in accordance to the CMB Public Works Standards.
Projected date range:	10/01/2020 to 12/31/2022

II. Cost Summary

Cost Summary	Previous Years	FY 2022/23	FY 2023/24	FY 2024/25	FY 2025/26	FY 2026/27	Future	Total
CONSTRUCTION	(450)	-	-	-	-	-	-	(450)
CONSTRUCTION MANAGEMENT	3,381	-	-	-	-	-	-	3,381
CONTRACTED SERVICES REPAIR	1,861,557	-	-	-	-	-	-	1,861,557
OTHER CONTRACTUAL SERVICES	927,000	-	-	-	-	-	-	927,000
Total:	**2,791,488**	**-**	**-**	**-**	**-**	**-**	**-**	**2,791,488**

III. Fund Summary

Fund Summary	Previous Years	FY 2022/23	FY 2023/24	FY 2024/25	FY 2025/26	FY 2026/27	Future	Total
418 W&S CAP PROJ FNDED BY OPER FDS	1,029,000	-	-	-	-	-	-	1,029,000
419 2017 WATER & SEWER BONDS	1,762,488	-	-	-	-	-	-	1,762,488
Total:	**2,791,488**	**-**	**-**	**-**	**-**	**-**	**-**	**2,791,488**

MIAMIBEACH

CITY OF MIAMI BEACH
FY 2023 - 2027 Capital Budget and 5-Year Capital Improvement Plan

I. General

WASTE WATER STATIONS REHABILITATION **UTILITIES**

Project Number:	20619
Department:	PW ENGINEERING
Location:	CITYWIDE
Description:	This project is to address the need for rehabilitation of the City's Waste Water Pump Stations and all related systems and appurtenances.
Projected date range:	10/01/2018 to 09/30/2027

II. Cost Summary

Cost Summary	Previous Years	FY 2022/23	FY 2023/24	FY 2024/25	FY 2025/26	FY 2026/27	Future	Total
CONSTRUCTION	7,248,880	-	3,194,267	2,802,046	8,069,325	5,571,381	-	26,885,899
CONSTRUCTION MANAGEMENT	20,000	-	-	-	-	-	-	20,000
CONTRACTED SERVICES REPAIR	6,659,253	-	-	-	-	-	-	6,659,253
DESIGN AND ENGINEERING	1,246,000	-	-	-	-	-	-	1,246,000
Total:	**15,174,133**	**-**	**3,194,267**	**2,802,046**	**8,069,325**	**5,571,381**	**-**	**34,811,152**

III. Fund Summary

Fund Summary	Previous Years	FY 2022/23	FY 2023/24	FY 2024/25	FY 2025/26	FY 2026/27	Future	Total
418 W&S CAP PROJ FNDED BY OPER FDS	4,070,733	-	-	-	-	-	-	4,070,733
419 2017 WATER & SEWER BONDS	11,103,400	-	-	-	-	-	-	11,103,400
FWS FUTURE WATER & SEWER	-	-	3,194,267	2,802,046	8,069,325	5,571,381	-	19,637,019
Total:	**15,174,133**	**-**	**3,194,267**	**2,802,046**	**8,069,325**	**5,571,381**	**-**	**34,811,152**

MIAMIBEACH

CITY OF MIAMI BEACH
FY 2023 - 2027 Capital Budget and 5-Year Capital Improvement Plan

I. General

WASTEWATER MANHOLE REHABILITATION **UTILITIES**

Project Number: 28220

Department: PW ENGINEERING

Location: CITYWIDE

Description: Currently the City has a total of 3,160 manholes, of which, about 70% are in need of repair. Rehabilitation processes would include improving structural integrity by restoring surfaces and cleaning, eradicating leaks, correcting corrosion, repairing bench and inverts, and applying new liners to prevent future corrosion. The project may also include the construction of new manholes.

Projected date range: 10/01/2019 to 09/30/2026

II. Cost Summary

Cost Summary	Previous Years	FY 2022/23	FY 2023/24	FY 2024/25	FY 2025/26	FY 2026/27	Future	Total
CONSTRUCTION	4,627,000	581,339	2,752,016	-	-	-	-	7,960,355
CONSTRUCTION MANAGEMENT	10,000	-	-	-	-	-	-	10,000
Total:	**4,637,000**	**581,339**	**2,752,016**	**-**	**-**	**-**	**-**	**7,970,355**

III. Fund Summary

Fund Summary	Previous Years	FY 2022/23	FY 2023/24	FY 2024/25	FY 2025/26	FY 2026/27	Future	Total
418 W&S CAP PROJ FNDED BY OPER FDS	4,637,000	-	-	-	-	-	-	4,637,000
419 2017 WATER & SEWER BONDS	-	88,559	-	-	-	-	-	88,559
420 W&S GBL SERIES 2010 2009-27243	-	10,498	-	-	-	-	-	10,498
422 WATER AND SEWER IMPACT FEES	-	126,316	-	-	-	-	-	126,316
423 GULF BREEZE 2006	-	111,736	-	-	-	-	-	111,736
424 WATER & SEWER BONDS 2000S	-	244,230	-	-	-	-	-	244,230
FWS FUTURE WATER & SEWER	-	-	2,752,016	-	-	-	-	2,752,016
Total:	**4,637,000**	**581,339**	**2,752,016**	**-**	**-**	**-**	**-**	**7,970,355**

MIAMIBEACH

CITY OF MIAMI BEACH
FY 2023 - 2027 Capital Budget and 5-Year Capital Improvement Plan

I. General

WATER & WASTEWATER MAINS AND REHAB **UTILITIES**

Project Number:	28520
Department:	PW ENGINEERING
Location:	CITYWIDE
Description:	Rehabilitation and upgrade of existing water and wastewater pipelines and construction of new water and wastewater pipelines. The project includes design, construction and all professional services and temporary construction measures required to implement the project.
Projected date range:	10/01/2019 to 12/31/2027

II. Cost Summary

Cost Summary	Previous Years	FY 2022/23	FY 2023/24	FY 2024/25	FY 2025/26	FY 2026/27	Future	Total
CONSTRUCTION	29,592,724	6,520,427	56,510,525	8,534,710	7,486,611	4,053,930	-	112,698,927
CONSTRUCTION MANAGEMENT	55,000	-	-	-	-	-	-	55,000
DESIGN AND ENGINEERING	4,603,695	-	-	-	-	-	-	4,603,695
FUTURE	-	-	-	-	-	-	89,446,249	89,446,249
Total:	**34,251,419**	**6,520,427**	**56,510,525**	**8,534,710**	**7,486,611**	**4,053,930**	**89,446,249**	**206,803,871**

III. Fund Summary

Fund Summary	Previous Years	FY 2022/23	FY 2023/24	FY 2024/25	FY 2025/26	FY 2026/27	Future	Total
418 W&S CAP PROJ FNDED BY OPER FDS	7,974,599	6,382,000	-	-	-	-	-	14,356,599
419 2017 WATER & SEWER BONDS	26,276,820	138,427	-	-	-	-	-	26,415,247
FWS FUTURE WATER & SEWER	-	-	56,510,525	8,534,710	7,486,611	4,053,930	-	76,585,776
FUTURE	-	-	-	-	-	-	89,446,249	89,446,249
Total:	**34,251,419**	**6,520,427**	**56,510,525**	**8,534,710**	**7,486,611**	**4,053,930**	**89,446,249**	**206,803,871**

MIAMIBEACH

CITY OF MIAMI BEACH
FY 2023 - 2027 Capital Budget and 5-Year Capital Improvement Plan

I. General

WATER METER REPLACEMENT PROGRAM **UTILITIES**

Project Number: 60319

Department: PW ADMINISTRATION

Location: CITYWIDE

Description: Design, construction management, project management, integration, and construction, to implement an Advanced Metering Infrastructure system citywide. The project includes the procurement of all meters, fittings, appurtenances, and other goods necessary for a mass meter changeout. The project also includes all network services, including Network as a Service.

Projected date range: 10/01/2018 to 09/30/2023

II. Cost Summary

Cost Summary	Previous Years	FY 2022/23	FY 2023/24	FY 2024/25	FY 2025/26	FY 2026/27	Future	Total
CONTRACTED SERVICES REPAIR	34,876	-	-	-	-	-	-	34,876
EQUIPMENT	9,104,893	-	-	-	-	-	-	9,104,893
OTHER CONTRACTUAL SERVICES	6,965,124	-	-	-	-	-	-	6,965,124
Total:	**16,104,893**	**-**	**-**	**-**	**-**	**-**	**-**	**16,104,893**

III. Fund Summary

Fund Summary	Previous Years	FY 2022/23	FY 2023/24	FY 2024/25	FY 2025/26	FY 2026/27	Future	Total
418 W&S CAP PROJ FNDED BY OPER FDS	9,104,893	-	-	-	-	-	-	9,104,893
419 2017 WATER & SEWER BONDS	7,000,000	-	-	-	-	-	-	7,000,000
Total:	**16,104,893**	**-**	**-**	**-**	**-**	**-**	**-**	**16,104,893**

MIAMIBEACH

CITY OF MIAMI BEACH
FY 2023 - 2027 Capital Budget and 5-Year Capital Improvement Plan

I. General

WATER PUMP STATIONS IMPROVEMENTS **UTILITIES**

Project Number: 28120

Department: PW ENGINEERING

Location: CITYWIDE

Description: The project includes the design and construction of water pump stations within the system. The project includes the rehabilitation, upgrade, and construction of water pumping stations, yard piping, and all related appurtenances and systems. Additionally, the project includes all professional services and temporary construction measures required to implement this project.

Projected date range: 10/01/2019 to 09/30/2024

II. Cost Summary

Cost Summary	Previous Years	FY 2022/23	FY 2023/24	FY 2024/25	FY 2025/26	FY 2026/27	Future	Total
CONSTRUCTION	3,135,937	-	2,595,063	9,972,155	4,654,113	7,045,776	-	27,403,044
CONTRACTED SERVICES REPAIR	4,595,000	-	-	-	-	-	-	4,595,000
DESIGN AND ENGINEERING	460,000	-	-	-	-	-	-	460,000
Total:	**8,190,937**	**-**	**2,595,063**	**9,972,155**	**4,654,113**	**7,045,776**	**-**	**32,458,044**

III. Fund Summary

Fund Summary	Previous Years	FY 2022/23	FY 2023/24	FY 2024/25	FY 2025/26	FY 2026/27	Future	Total
418 W&S CAP PROJ FNDED BY OPER FDS	3,595,937	-	-	-	-	-	-	3,595,937
419 2017 WATER & SEWER BONDS	4,595,000	-	-	-	-	-	-	4,595,000
FWS FUTURE WATER & SEWER	-	-	2,595,063	9,972,155	4,654,113	7,045,776	-	24,267,107
Total:	**8,190,937**	**-**	**2,595,063**	**9,972,155**	**4,654,113**	**7,045,776**	**-**	**32,458,044**

MIAMIBEACH

Definitions

APPROPRIATION: The legal authority necessary to make an expenditure for a specific project up to a certain dollar amount. All appropriations must have an available funding source before an appropriation can be made.

BEGINNING DATE: Date that work on the project has begun or is expected to begin. This date may correspond to the preparation of architectural drawings, the beginning of construction, or the installation of equipment, depending upon a particular project.

BUILDING RESILIENCY THROUGH THE BUDGET (BRB) TEAM: This team was formed in response to the Urban Land Institute's recommendation and serves to leverage the budget process to maximize resilience in all capital projects and existing assets using a cross-departmental team to plan for shocks, stresses, and sustainability during early budget development. The team's goal is to reduce risk, save money and to create new quality of life benefits for the community.

CAPITAL APPROPRIATIONS RESOLUTION: A resolution implementing the Capital Budget prepared annually and adopted by the City Commission. This instrument authorizes specific appropriations by source of funding for specific capital projects and is subject only to formal amendments during the fiscal year.

CAPITAL BUDGET: All funds to be appropriated for those ongoing capital projects as well as additional funds scheduled for projects (both ongoing and new) in the current fiscal year of the Capital Improvement Program.

CAPITAL IMPROVEMENT PROGRAM: An official multi-year plan of capital projects for the City that shows prior appropriations, current year budget and future funding needs on a project by project basis, including summary information tables.

CAPITAL IMPROVEMENT PLAN (CIP): Proposed funding schedule for five years, which is updated annually, to add new projects, to reevaluate program and project priorities, and to revise recommendations while taking into account new requirements and new sources of funding.

CAPITAL PROJECT (OR CAPITAL IMPROVEMENT): A capital or in-kind expenditure of at least $25,000, resulting in the acquisition, improvement, construction, or addition to the City's fixed assets in the form of land, buildings or physical improvements to real property (more or less permanent in nature), and durable equipment with a life expectancy of at least 5 years.

COMPREHENSIVE PLAN: Refers to the City of Miami Beach Comprehensive Plan, as adopted.

COMPLETION DATE: The expected date that the project will be completed and become fully usable. The project may be carried on the books for a period of time after the completion date.

COST SUMMARY: A list of capital costs directly associated with the design, construction or acquisition of a project, itemized by line items used in the Citywide accounting system, appropriated in prior years and the expected amount to be appropriated for the remaining four years of the CIP.

DEPARTMENT: The City department that has initiated the project.

DESCRIPTION: A description of the project, highlighting the most important features.

FUND SUMMARY: A list of all funding sources contributing to that project funding. Abbreviated funding codes are used, with brief titles given at the bottom of each page and a full explanation of each in the "Capital Program" section. Costs reflect the amount of money APPROPRIATED in prior years and the expected amount of APPROPRIATIONS for the five-year CIP.

FUNDED: Cash is on hand and it is available for immediate use, as well as planned financings by future bonds, grants that have been awarded but not yet received, funding from the County not yet received future operating funds, and future special assessments.

FUNDING SOURCE(S)/FUNDING: Identifies an area where the cash to fund a project will be coming from. For example, an approved bond referendum that has been validated is a certified, available funding source, while an anticipated bond referendum not yet approved, by the voters is not.

FUTURE: Project has been recommended for funding at some future data but funding sources, timing of funding and milestone dates have not yet been identified.

LEGAL AUTHORITY: Legal requirements for preparing the City of Miami Beach's Capital Improvement Plan as set forth by Miami-Dade County Code (Section 2-11.7-2.11.11), and the Florida Statutes, respectively.

LEVEL OF SERVICE (LOS): The acceptable, minimum level of service that must be provided by public facilities as specified in the Comprehensive Plan. Level of service standards are adopted for: a) recreation and open space; b) potable water; c) sanitary sewers; d) storm drainage; e) solid waste; and f) traffic circulation.

LOCATION: Refers to the area of the City of Miami Beach where the project will take place. Locations can be in North Beach, South Beach, City Center, etc.

MANAGER: City staff person responsible for the day-to-day management of project.

NEIGHBORHOOD: One of the neighborhoods that comprise the City. Neighborhood boundaries were developed as part of the Year 2000 comprehensive planning process.

OPERATING BUDGET: Refers to the current revenues and expenses incurred by city departments, and agencies. These items would usually be reflected in the General Fund and/or in the Enterprise Funds upon implementation of the project.

PERCENT COMPLETED: The percentage amount of the project expected to be complete as of September 30th. Completed architectural drawings for a project with no actual construction started may be shown as "5%" completed.

PROGRAM AREA: Main area or category impacted by the project. Program areas can be environmental, bridges, convention center, parks, garages, etc.

PROJECT NUMBER: Unique identifier for each project in City's financial system.

PROPOSED FUNDING: Refers to when a funding source has been identified but the funds are programmed to be available at a future date.

PROJECTED DATE RANGE: Defines specific start and end dates related to the different phases of a project, as applicable, including planning, design, and construction.

TITLE: Official name of project.

CIP - PARKS AND CITY FACILITIES

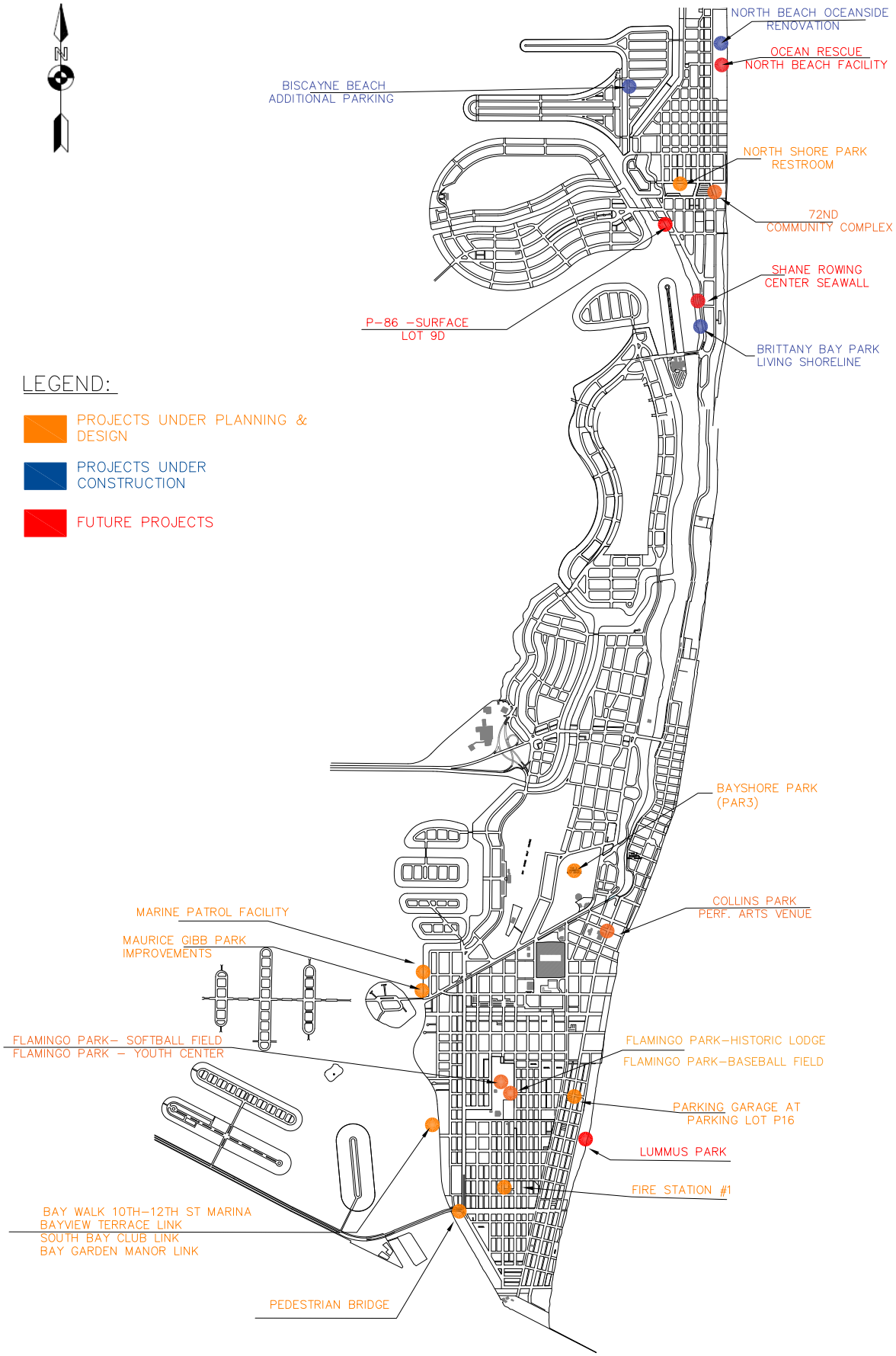

CIP - ACTIVE ROW PROJECTS

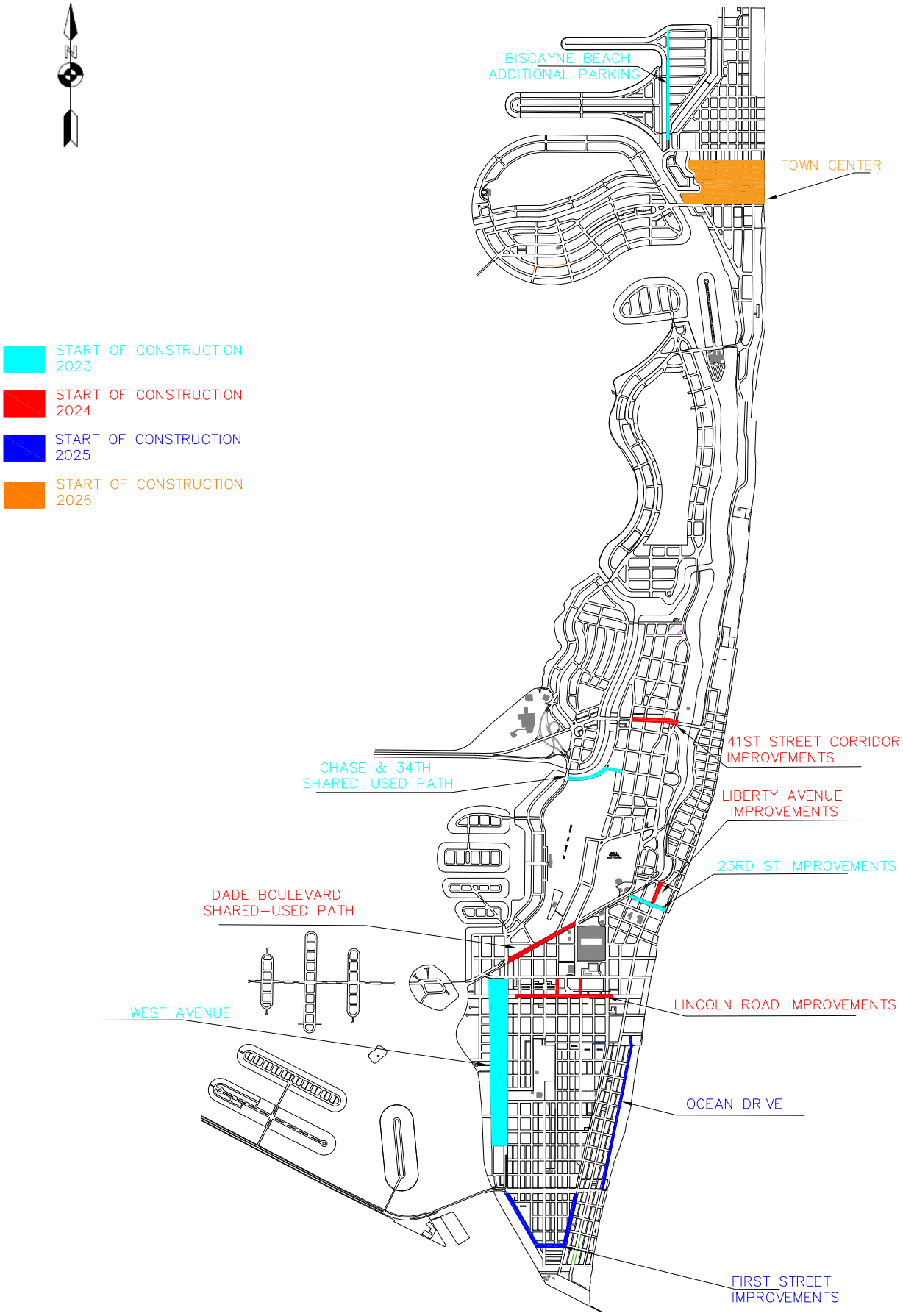

FACILITIES MANAGEMENT - RENEWAL & REPLACEMENT PROJECTS

NORTH BEACH

1. FIRE STATION 3 ROOF RENEWAL
2. FIRE STATION 4 FIRE ALARM RENEWAL
3. NORTH SHORE COMMUNITY CENTER WINDOW & DOOR REPLACEMENT
4. NORMANDY SHORES GOLF CLUB - CLUBHOUSE ROOF

MID BEACH

5. GREENSPACE FACILITY RENOVATION
6. PUBLIC WORKS YARD EXTERIOR LIGHTS RENEWAL
7. SCOTT RAKOW YOUTH CENTER STRUCTURAL REPAIRS

SOUTH BEACH

8. FLEET / SANITATION ROOF DRAIN, INTERNAL GUTTERS & SOFFIT REPAIRS
9. FLEET MECHANICAL SHOPS AIR FLOW CIRCULATION SYSTEM RENEWAL
10. FLEET WAREHOUSE SPACE MANAGEMENT & SHELVING
11. BEACH SHOWERS AT LUMMUS PARK
12. MIAMI BEACH POLICE DEPARTMENT FACILITY REMODEL
13. MIAMI BEACH POLICE DEPARTMENT MAIN ROOF REPAIRS
14. MIAMI BEACH POLICE GARAGE CONCRETE SPALLING
15. HISTORIC CITY HALL RENOVATIONS
16. FACILITY MANAGEMENT CHILLER RENEWAL
17. FACILITY MANAGEMENT EXTERIOR WATERPROOFING AND PAINT RENEWAL

RDA

18. BASS MUSEUM FIRE ALARM REPLACEMENT
19. MIAMI BEACH CONVENTION CENTER VIBRATION ISOLATORS
20. MIAMI BEACH CONVENTION CENTER 40 YEAR RECERTIFICATION

CITYWIDE

21. MIAMI BEACH FIRE DEPARTMENT STATIONS SECURITY UPGRADES

PARKING

22. 7TH STREET GARAGE TRAFFIC COATING
23. 7TH STREET GARAGE ELEVATOR & CAB CONTROLS
24. 7TH STREET GARAGE FLOOD PANELS RENEWAL
25. 7TH STREET GARAGE JOINT REPLACEMENT RENEWAL
26. PENNSYLVANIA GARAGE FIRE PUMP REPLACEMENT
27. PENNSYLVANIA GARAGE FIRE SPRINKLER RENEWAL
28. 1755 MERIDIAN GARAGE FIRE PUMP REPLACEMENT
29. 1755 MERIDIAN GARAGE FIRE SPRINKLER RENEWAL
30. 17TH STREET GARAGE LED LIGHTING RENEWAL
31. 17TH STREET GARAGE STAIRWELL COATING AND TREAD STEP REPLACEMENT
32. 17TH STREET GARAGE EXPANSION & SANITION RESTROOM UPGRADES
33. SUNSET HARBOUR GARAGE FIRE PUMP
34. SUNSET HARBOUR GARAGE FIRE SPRINKLER
35. SUNSET HARBOUR GARAGE TRAFFIC COATING
36. CITYWIDE PARKING LOT IMPROVEMENTS

PARKS & RECREATION - CAPITAL IMPROVEMENT PLAN

FISCAL YEAR 2022-2023 APPROVED CAPITAL PROJECTS

1. Skate Park (GOB Project # 30 - 21523)
2. New ADA Pool Lifts (Project # 66223)
3. Normandy Shores Golf Club Kitchen Floor Replacement (Project # 67223)

FISCAL YEAR 2023-2024 PROGRAMMED

4. Citywide Park Landscaping Improvements Project (Project # 64621)
5. Citywide Court Improvements (Project # 60321)
6. Citywide Fitness Course & Center Improvements (Project # 60421)
7. Beachview Improvements (Project # 60121)
8. Miami Beach Golf Club Hole # 3 Lake Erosion Repair (Project # 61224)
9. Miami Beach Golf Club House Painting (Project # 61922)
10. Flamingo Playground Replacement (Project # 20722)
11. Miami Beach Tennis Center Courts Resurfacing (Project # 61024)

FISCAL YEAR 2024-2025 PROGRAMMED

12. Citywide Court Improvements (Project # 60321)
13. Citywide Park Landscaping Improvements Project (Project # 64621)
14. Citywide Fitness Course & Center Improvements (Project # 60421)
15. Flamingo Playground Replacement (Project # 20722)
16. South Pointe Park Splash Pad Sprayer System and Safety Surface Replacement (Project # 66022)
17. Normandy Isle Pool Locker Room and Pumps (Project # 61221)
18. Allison Park Playground Replacement (Project # 20023)
19. SRYC Ice Rink Refrigeration Plant Replacement (Project # 62823)
20. SRYC Ice Rink Perimeter Boards Replacement (Project # 62723)
21. Miami Beach Golf Club - Club House Carpet Replacement (Project # 60824)
22. Non-motorized Vessel Kayak Launch (Project # 66322)
23. Miami Beach Golf Club Patio Awning (Project # 60725)
24. North Beach Oceanside Park Dog Area Water Feature Addition (Project # 61124)

FISCAL YEAR 2025-2026 PROGRAMMED

25. Citywide Pickleball and Padel Courts Development (Project # TBD)
26. Lummus Park Playground Replacement (Project # 20223)
27. Citywide Park Landscaping Improvements Project (Project # 20326)

FISCAL YEAR 2026-2027 PROGRAMMED

28. Fairway Park Improvements (Project # 20237)
29. Passive Park on 63rd and Pinetree Drive (Project # 20326)

FISCAL YEAR 2026-2028 PROGRAMMED

30. Citywide Court Improvements (Project # 60321)
31. Citywide Park Landscaping Improvements Project (Project # 64621)
32. Citywide Fitness Course & Center Improvements (Project # 60421)
33. Skate Park (GOB Project # 30 - 21523) (It is coded as #1)
34. Fairway Park Improvements (Project # 20237)
35. Belle Isle Park Playground Replacement (Project # 60026)36.
36. Parkview Island Playground Replacement (Project # 60226)
37. Renovation of Miami Beach Golf Course (Project # 20623)
38. Normandy Isle Park Artificial Turf Installation (Project # 20300)
39. North Shore Park Baseball Field Scoreboards and Infrastructure (Project # 68327)
40. North Shore Park Youth Center Gym Bleachers and Padding (Project # 68427)
41. Scott Rakow Youth Center Gym Bleachers and Padding (Project # 68527)
42. REFUNDING: Buoy Park Reforestation Improvement (Project # 63519)
43. Flamingo Football Perimeter Fence Replacement (Project # 20423)
44. Flamingo Pool Deck & Pump Room Improvements (Project # 66418)
45. Flamingo Park Football Stadium Artificial Turf Replacement (Project # 20822)
46. Stillwater Park Playground Replacement (Project # 60323)
47. Polo Park Playground Replacement (Project # 60223)
48. Normandy Shores Golf Club Pumps (Project # 68120)
49. Normandy Isle Park Playground Replacement (Project # 20921)
50. Flamingo Park, North-South Walkway/Promenade Replacement (Project # 60022)
51. Flamingo Football Stadium Railings (Project # 60523)
52. Soundscape LED Lighting Replacement (Project # 60122)
53. Normandy Shores Golf Club Range Tee Shade Structure (Project # 68627)
54. West Lots (85 & 86 St) Conversion to Multi-Use 12U Soccer Field & a Micro Soccer Field (Project # 21022)
55. Crespi Park Sports Lighting and Micro Soccer Fields (Project # 20723)
56. Intercom System for Scott Rakow Youth Center (Project # 68727)
57. Intercom System for North Shore Park Youth Center (Project # 68827)
58. Biscayne Elementary Shared Field Sports Lighting (Project # 20821)
59. La Gorce Park (GOB #7/60228)
60. Flamingo Soccer Field Artificial Turf Replacement (Project # 20425)
61. Cerspi Park Playground Replacement (Project # 60123)
62. Security Audio System for All Pools (Project # 66518)
63. Parks Maintenance Facility Renovations (Project # 60322)
64. Scott Rakow Youth Center Kitchen Renovation (Project # 61121)
65. NSPYC Kitchen and Cabinetry Addition (Project # 21021)
66. NSPYC Lobby Reconfiguration (Project # 60924)
67. Muss Park Playground Replacement (Project # 60126)
68. Stillwater Park Addition of Micro Soccer Fields & Sports Lighting (Project # 20523)

MIAMIBEACH
PARKS & RECREATION

#MBParks | miamibeachparks.com

PUBLIC WORKS - CAPITAL IMPROVEMENT PLAN

City Wide Public Works Projects

Project Number	Project	Status
10-005	Asset Management	Design
31-001	Stormwater Master Plan Update	Design
41-004	Sanitary Sewer Evaluation Survey Cycle 3 and Flow Monitoring Services	Design
41-006	Trenchless Pipe Rehabiliation -Various (Manholes and Pipeslines)	Design
50-001	AMI_ AdvanceWater Meters Infrastructure	Construction
50-003	Lead and Copper Rule Update	Design
60-001	2022 Pavement and Sidewalk Assessment	Design
70-013	Bridges Assessment Project	Design
80-001	Smart City Lighting	Design

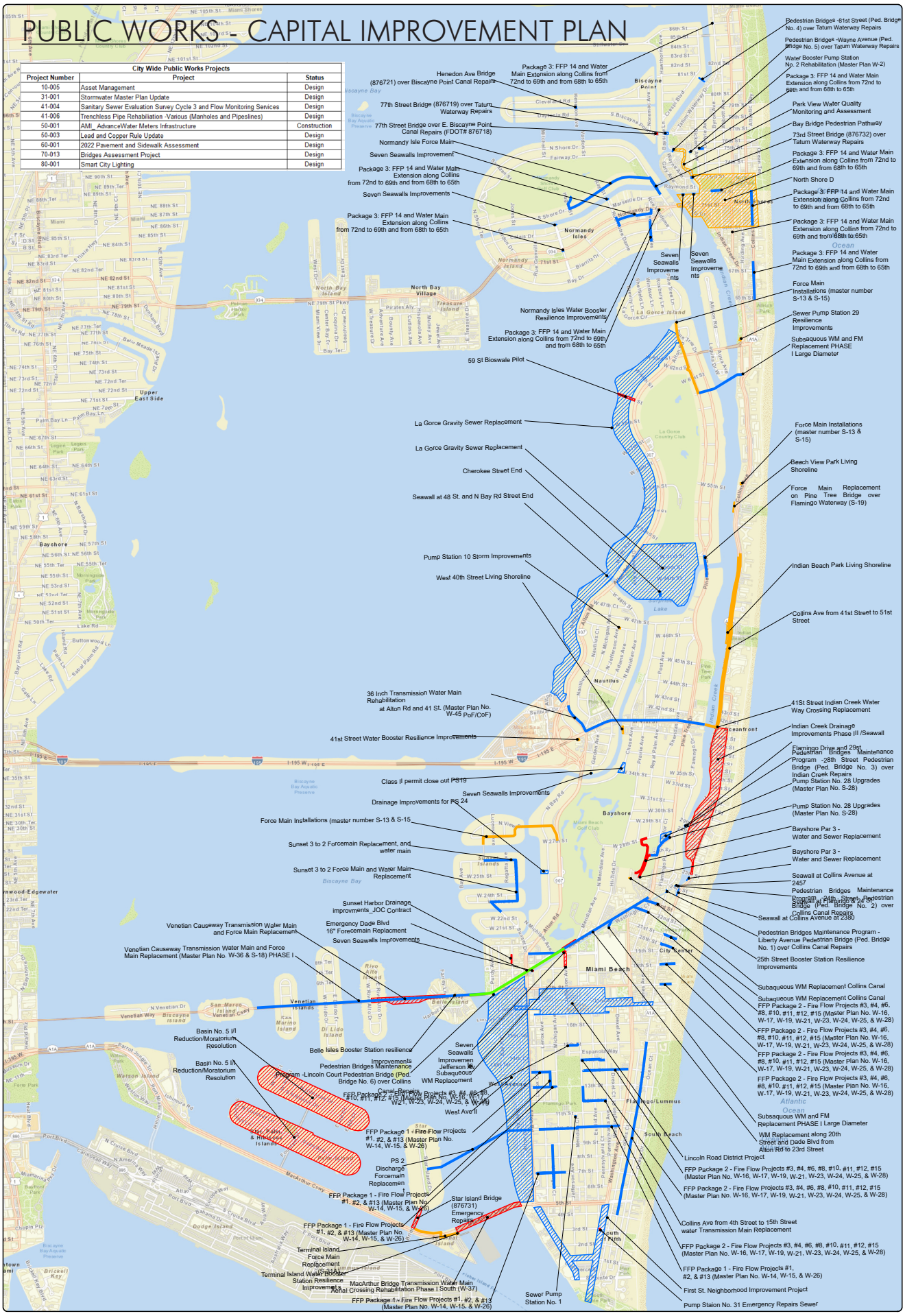

MIAMIBEACH

RESOLUTION NO. 2022-32337

A RESOLUTION OF THE MAYOR AND CITY COMMISSION OF THE CITY OF MIAMI BEACH, FLORIDA, ADOPTING THE FINAL CAPITAL IMPROVEMENT PLAN FOR FISCAL YEARS (FY) 2023 - 2027 AND ADOPTING THE CITY OF MIAMI BEACH FINAL CAPITAL BUDGET FOR FISCAL YEAR 2023.

WHEREAS, the FY 2023 – 2027 Capital Improvement Plan (CIP) for the City of Miami Beach is a five-year plan for public improvements and capital expenditures by the City and is an official statement of public policy regarding long-range physical development in the City of Miami Beach; and

WHEREAS, the first year of the FY 2023 – 2027 CIP represents the final Capital Budget appropriation for FY 2023; and

WHEREAS, the final CIP has been updated to include projects that will be active during FY 2023 through 2027; and

WHEREAS, the final Capital Budget itemizes project funds to be committed during the upcoming fiscal year and details expenditures for project components which include architectural and engineering, construction, equipment, Art in Public Places, and other related project costs; and

WHEREAS, capital funding priorities for FY 2023 were discussed at the July 15th and July 22nd meetings of the Finance and Economic Resiliency Committee ("the Committee") and the September 14, 2022 meeting of the City Commission and adjustments were made to the funding recommendations presented per direction from the Committee; and

WHEREAS, at the first public hearing on September 14, 2022, the Mayor and City Commission tentatively adopted the FY 2023 Capital Budget and the FY 2023-2027 five-year CIP; and

WHEREAS, the final Capital Budget for FY 2023 totals $73,657,820 and is recommended by the Administration for adoption at this time for projects and capital equipment acquisitions; and

WHEREAS, based on current schedules, additional water, sewer, and storm water projects are financed over a series of years; and

WHEREAS, under this approach, the City utilizes a line of credit to allow the necessary rate capacity to issue additional tax-exempt bonds through rate increases and also spend down the current committed, but unspent, bond proceeds; and

WHEREAS, the 2000 Water & Sewer Bond, 2010 Water & Sewer Bond and 2021 Water & Sewer Refunding Bond Funds each have remaining available balances. In order to utilize the remaining dollars within these funds, which are not currently designated for any specific use, it is recommended that the Mayor and City Commission approve the use of all remaining and future funds for the City's water and sewer needs; and

WHEREAS, the 2000 Storm Water Bond, 2011 Storm Water Bond, 2015 Storm Water Bond and 2017 Storm Water Bond Funds each have remaining available balances. In order to utilize the remaining dollars within these funds, which are not currently designated for any specific use, it is recommended that the Mayor and City Commission approve the use of all remaining and future funds for the City's storm water needs; and

WHEREAS, the 1997 Parking Revenue Bond and 2010 Parking Revenue Bond Funds each have remaining available balances. In order to utilize the remaining dollars within these funds, which are not currently designated for any specific use, it is recommended that the Mayor and City Commission approve the use of all remaining and future funds for parking projects; and

WHEREAS, the proposed sources of funding for the final FY 2023 Capital Budget are included in Attachment "A", and the projects to be adopted in the final FY 2023 Capital Budget and the five-year CIP are included in Attachment "B."

NOW, THEREFORE, BE IT RESOLVED BY THE MAYOR AND CITY COMMISSION OF THE CITY OF MIAMI BEACH, FLORIDA, that the Mayor and City Commission hereby adopt the final Capital Improvement Plan (CIP) for FY 2023 through 2027 and adopt the City of Miami Beach's final Capital Budget for FY 2023, as set forth in Attachments "A" and "B".

PASSED AND ADOPTED this 28th day of September 2022.

ATTEST:

Dan Gelber, Mayor

Rafael E. Granado, City Clerk

SEP 29 2022

APPROVED AS TO FORM AND LANGUAGE AND FOR EXECUTION

Nick Kallegos 9/20/2022

for City Attorney NK Date

STATE OF FLORIDA
COUNTY OF MIAMI-DADE

I, RAFAEL E. GRANADO, City Clerk of the City of Miami Beach, Florida, do hereby certify that the above and foregoing is a true and correct copy of the original thereof on file in this office.

WITNESS my hand and seal of said City this 29 day of Sept, 2022.

Rafael E. Granado
City Clerk of the City of Miami Beach, Florida

SEP 29 2022

MIAMIBEACH

CITY OF MIAMI BEACH
FY 2023 - 2027 CAPITAL IMPROVEMENT PLAN BY FUNDING SUMMARY

ATTACHMENT A

PROJECT	PROJECT NAME	Previous Years	FY 2023	FY 2024	FY 2025	FY 2026	FY 2027	Future	Total
106 TRANSPORTATION FUND 106									
20118	BAYSHORE NEIGH. TRAFFIC CALMING 1A	378,075	-	-	-	-	-	-	378,075
20218	NAUTILUS TRAFFIC CALMING PHASE I	355,500	-	-	-	-	-	-	355,500
20221	16TH STREET PROTECTED BIKE LANES	90,000	-	-	-	-	-	-	90,000
20318	VENETIAN ILLUMINATED CROSSWALKS	180,000	-	-	-	-	-	-	180,000
20617	NEW BUS SHELTER DESIGNS	504,251	-	-	-	-	-	-	504,251
20620	LA GORCE / PINE TREE DR BIKE LANES	230,000	-	1,672,050	-	-	-	-	1,902,050
21014	BICYCLE LANES/SHARED USE PTH IMPROV	-	700,000	-	-	-	-	-	700,000
60327	10TH STREET NEIGHBORHOOD GREENWAY	190,000	-	-	-	-	-	-	190,000
61525	20TH STREET NEIGHBORHOOD GREENWAY	-	-	-	12,750	99,395	-	-	112,145
61625	NORTH BAY ROAD NEIGH. GREENWAY	-	-	-	649,787	-	-	4,927,109	5,576,896
61725	FAIRWAY DRIVE SHARED-USE PATH	-	-	-	654,500	-	-	5,102,251	5,756,751
61825	BIARRITZ DR. NEIGHBORHOOD GREENWAY	-	-	-	265,200	-	-	2,067,406	2,332,606
61826	69TH STREET BUFFERED BIKE LANES	-	-	-	-	182,210	-	1,103,714	1,285,924
62222	WEST AVENUE BICYCLE LANES PHASE II	108,000	-	-	-	-	-	-	108,000
62224	6TH STREET NEIGHBORHOOD GREENWAY	-	-	525,000	2,382,450	-	-	-	2,907,450
62322	ORCHARD PARK TRAFFIC CALMING	138,000	-	-	-	-	-	-	138,000
62324	71ST STREET DICKENS AVENUE INTERSEC	-	-	161,500	1,258,997	-	-	-	1,420,497
62424	RAISED CROSSWALKS AND INTERSECTIONS	-	-	124,000	792,360	-	-	-	916,360
66122	INDIAN CREEK DR PROTECTED BIKE LANE	131,000	737,000	-	-	-	-	-	868,000
20018	ADAPTIVE TRAFFIC SIGNAL CONTROLS	-	-	-	-	-	-	1,800,000	1,800,000
21522	ALTON ROAD SHARED USE PATH PHASE II	-	-	-	-	-	-	3,631,000	3,631,000
63428	SOUTH BEACH PROMENADE	-	-	-	-	-	-	24,826,000	24,826,000
63528	DADE BOULEVARD AND MICHIGAN AVENUE	-	-	-	-	-	-	3,151,548	3,151,548
63628	21ST STREET PROTECTED BICYCLE LANES	-	-	-	-	-	-	1,662,729	1,662,729
63728	MERIDIAN AVENUE NEIGH. GREENWAY	-	-	-	-	-	-	3,738,150	3,738,150
63828	INDIAN CREEK CAPACITY IMPROVEMENTS	-	-	-	-	-	-	3,473,558	3,473,558
63928	15TH STREET NEIGHBORHOOD GREENWAY	-	-	-	-	-	-	2,803,613	2,803,613
64028	MULTIMODAL IMPROVEMENTS TO CITY PED	-	-	-	-	-	-	3,740,000	3,740,000
64128	MIDDLE BEACH INTERMODAL STATION	-	-	-	-	-	-	6,639,741	6,639,741
64228	DADE BOULEVARD PROTECTED BICYCLE LN	-	-	-	-	-	-	3,151,548	3,151,548
	Fund Total:	**2,304,826**	**1,437,000**	**2,482,550**	**6,016,044**	**281,605**	**-**	**71,818,367**	**84,340,392**
112 RESILIENCY									
20587	1ST STREET-ALTON RD TO WASHINGTON	19,224,594	-	-	-	-	-	-	19,224,594
20597	WEST AVENUE PHASE II	15,000,000	(5,564,869)	-	-	-	-	-	9,435,131
21220	INDIAN CREEK STREET DRAINAGE IMP.	4,998,548	-	-	-	-	-	-	4,998,548
26270	BAYSHORE PARK (PAR 3)	3,500,000	-	-	-	-	-	-	3,500,000

MIAMIBEACH

CITY OF MIAMI BEACH
FY 2023 - 2027 CAPITAL IMPROVEMENT PLAN BY FUNDING SUMMARY

ATTACHMENT A

PROJECT	PROJECT NAME	Previous Years	FY 2023	FY 2024	FY 2025	FY 2026	FY 2027	Future	Total
29020	CITYWIDE SEAWALL REHAB	5,000,000	-	-	-	-	-	-	5,000,000
29310	CONVENTION CNTR LINCN RD CONNECTOR	1,800,000	-	-	-	-	-	-	1,800,000
	Fund Total:	**49,523,142**	**(5,564,869)**	**-**	**-**	**-**	**-**	**-**	**43,958,273**
115 HUD SECTION 108 LOAN									
23220	NORTH SHORE NEIGH. IMPROVEMENTS	1,017,391	-	-	-	-	-	-	1,017,391
	Fund Total:	**1,017,391**	**-**	**-**	**-**	**-**	**-**	**-**	**1,017,391**
121 SUNSET ISLAND 3&4 UNDERGROUND									
69790	SUNSET 3 & 4 UTILITY PAYMENT	1,532,002	-	-	-	-	-	-	1,532,002
	Fund Total:	**1,532,002**	**-**	**-**	**-**	**-**	**-**	**-**	**1,532,002**
125 CAPITAL RENEWAL & REPLACEMENT									
20000	PAVEMENT & SIDEWALK PROGRAM	37,986	-	-	-	-	-	-	37,986
20001	ALTON ROAD FOUNTAIN AT 20TH STREET	20,150	-	-	-	-	-	-	20,150
20237	FAIRWAY PARK IMPROVEMENTS	1,923	-	-	-	-	-	-	1,923
21821	MBPD HEADQUARTERS RENOVATION	99,600	-	-	-	-	-	-	99,600
27800	STREET LIGHTING IMPROVEMENTS	300,000	-	-	-	-	-	-	300,000
28550	LIFEGUARD STAND REPLACEMENTS	141,189	-	-	-	-	-	-	141,189
60007	POLICE STATION NEW GENERATOR	625,000	-	-	-	-	-	-	625,000
60038	SOUTH SHORE C.C. FIRE ALARM RENEWAL	11,370	-	-	-	-	-	-	11,370
60420	FIRE STATION 2-A/C REPLACEMENT	33,545	-	-	-	-	-	-	33,545
60426	FIRE STATION 2 ADMIN - INT. PAINT	-	-	-	72,150	23,850	-	-	96,000
60427	NORTH SHORE COMMUNITY CENTER - HVAC	-	-	-	-	-	35,000	-	35,000
60519	CITY HALL 40-YR STRUCTURAL	262,823	-	-	-	-	-	-	262,823
60520	MBPD-CONDENSER AND PUMPS	-	-	56,312	68,688	-	-	-	125,000
60525	ELECTRIC VEHICLE CHARGING STATIONS	-	-	-	6,961	-	-	-	6,961
60526	FIRE STATION 2 ADMIN - 1ST & 2ND FL	-	-	-	-	96,000	-	-	96,000
60618	HISTORIC CITY HALL FIRE ALARM	146,218	-	-	-	-	-	-	146,218
60625	ELECTRIC VEHICLE CHARGING STATIONS	-	-	-	373,000	-	-	-	373,000
60626	FIRE STATION 2 - AWNING STRUCTURE	-	-	-	-	244,000	-	-	244,000
60718	NORTH SHORE PARK YOUTH CENTER A/C	77,889	-	-	-	-	-	-	77,889
60719	UNIDAD ELEVATOR MODERNIZATION	70,000	-	-	-	-	-	-	70,000
60726	FIRE STATION 2 - LED LIGHT RETROFIT	-	-	-	-	84,000	-	-	84,000
60727	OCEAN RESCUE PARKING LOT IMPROV.	-	-	-	-	-	147,000	-	147,000
60826	FIRE STATION 3 - WATCH OFFICE RENO.	-	-	-	-	61,000	-	-	61,000
60827	MBPD GARAGE FLOOD MITIGATION IMPROV	-	-	-	-	-	865,538	57,667	923,205
60926	HISTORIC CITY HALL PAINTED FINISH	-	-	-	-	244,000	-	-	244,000
61026	HISTORIC CITY HALL 1ST & 2ND FLOORS	-	-	-	-	98,000	-	-	98,000
61120	CITY HALL-COOLING TOWER BASE	92,000	-	-	-	-	-	-	92,000

MIAMIBEACH

CITY OF MIAMI BEACH
FY 2023 - 2027 CAPITAL IMPROVEMENT PLAN BY FUNDING SUMMARY

ATTACHMENT A

PROJECT	PROJECT NAME	Previous Years	FY 2023	FY 2024	FY 2025	FY 2026	FY 2027	Future	Total
61126	HISTORIC CITY HALL EXTERIOR WINDOWS	-	-	-	-	199,340	44,660	-	244,000
61221	NORM. ISLE POOL LOCKER ROOM & PUMPS	-	-	-	255,000	-	-	-	255,000
61290	CITY HALL FIRE ALARM SYSTEM	280,325	-	-	-	-	-	-	280,325
61320	UNIDAD BUILDING-DOOR RENEWAL	-	-	-	63,000	-	-	-	63,000
61321	71ST STREET WELCOME SIGN RENOVATION	-	-	40,000	-	-	-	-	40,000
61420	UNIDAD BUILDING-WINDOW SEAL RENEWAL	-	-	-	40,000	-	-	-	40,000
61521	CITY HALL LOADING DOCK RESURFACING	-	-	70,000	-	-	-	-	70,000
62117	FIRE STATION #2 TRAINING TOWER	155,800	-	-	-	-	-	-	155,800
62622	HISTORIC CITY HALL FRONT ELEVATION	-	-	69,000	-	-	-	-	69,000
62822	INTERNAL AFFAIRS RESTROOM RENO.	-	-	139,000	-	-	-	-	139,000
62920	FIRE STATION #2 WATERPROOFING	182,000	-	-	-	-	-	-	182,000
62923	FLAMINGO PARK HURRICANE WINDOWS	-	-	98,000	-	-	-	-	98,000
63023	HISTORIC CH 2ND FLOOR RESTROOMS	-	-	74,000	-	-	-	-	74,000
63080	BEACH RESTROOMS PAINT AND CONCRETE	225,000	-	-	-	-	-	-	225,000
63223	BOYS & GIRLS CLUB SECURITY ENCLOS.	-	27,000	-	-	-	-	-	27,000
63323	MBPD NESS DOCK RENOVATION	-	-	77,000	-	-	-	-	77,000
63350	POLICE HQ ELEVATORS & OTHER PROJECT	384,260	-	-	-	-	-	-	384,260
63420	NS YOUTH CNTR ROOFTOP A/C RENEWAL	138,266	-	-	-	-	-	-	138,266
63422	HISTORIC C. HALL ENRGY EFF. WINDOW	-	-	52,000	-	-	-	-	52,000
63423	NORMANDY POOL LIGHTING IMPROVEMENT	-	-	-	41,000	-	-	-	41,000
63721	FIRE STATION #1 ROOF REPAIRS	41,500	-	-	-	-	-	-	41,500
63723	FIRE ADMINISTRATION FLOOR RENEWAL	-	-	34,000	-	-	-	-	34,000
63821	MBPD 4TH FLOOR HVAC CONTROLS	312,000	-	-	-	-	-	-	312,000
63823	FIRE ADMIN BLDG UPS SYSTEM RENEWAL	-	-	39,000	-	-	-	-	39,000
63921	1701 MERIDIAN AVE 50 YEAR RECERT.	50,500	-	-	-	-	-	-	50,500
64020	CITY HALL CARD ACCESS SYSTEM REPL.	80,436	-	-	-	-	-	-	80,436
64021	HISTORIC CITY HALL 90 YEAR RECERT.	66,000	-	-	-	-	-	-	66,000
64221	BASS MUSEUM WINDOW REPLACEMENT	101,855	-	-	-	-	-	-	101,855
64222	1755 MERIDIAN FRESH AIR INTAKES	53,277	-	-	-	-	-	-	53,277
64320	CITY HALL -COOLING TOWER CONDENSER	54,316	-	-	-	-	-	-	54,316
64322	1755 MERIDIAN ROOF REPLACEMENT	82,000	-	-	-	-	-	-	82,000
64422	MBPD GARAGE EXIT SIGNS AND SAFETY	31,000	-	-	-	-	-	-	31,000
64522	MBPD MAIN ROOF REPAIRS	136,000	-	-	-	-	-	-	136,000
64622	SCOTT RAKOW YOUTH CENTER LIGHTING	102,500	-	-	-	-	-	-	102,500
65219	SOUTH POINTE PARK HVAC REPLACEMENT	78,359	-	-	-	-	-	-	78,359
65319	CODE / HOUSING OFFICES RELOCATION	577,200	-	-	-	-	-	-	577,200
65320	UNIDAD INTERIOR & EXTERIOR PAINTING	-	-	-	90,000	-	-	-	90,000

MIAMIBEACH

CITY OF MIAMI BEACH
FY 2023 - 2027 CAPITAL IMPROVEMENT PLAN BY FUNDING SUMMARY

ATTACHMENT A

PROJECT	PROJECT NAME	Previous Years	FY 2023	FY 2024	FY 2025	FY 2026	FY 2027	Future	Total
65323	SCOTT RAKOW YOUTH CENT. - STRUCTURE	-	312,000	-	-	-	-	-	312,000
65420	MBPD NORTH SUB STATION PARKING LOT	233,000	-	-	-	-	-	-	233,000
65423	NORTH SHORE COMMUNITY CENT. WINDOW	-	140,000	-	-	-	-	-	140,000
65520	MBPD N SUB STN PAINTING, FLOORING	-	-	234,000	-	-	-	-	234,000
65523	FIRE STATION 3 - HVAC RENEWAL	-	92,000	-	-	-	-	-	92,000
65623	FIRE STATION 2 - ELEV. CONTR. PANEL	-	57,000	-	-	-	-	-	57,000
65720	HISTORIC CH-ROOF ACCESS LADDER	-	-	100,000	-	-	-	-	100,000
65723	NESS FIRE ALARM PANEL RENEWAL	-	61,000	-	-	-	-	-	61,000
65821	FILLMORE ESCALATOR REPAIRS	71,525	-	-	-	-	-	-	71,525
65823	FIRE STATION 4 - FIRE ALARM RENEWAL	-	98,000	-	-	-	-	-	98,000
65920	MBFD STATIONS SECURITY UPGRADES CW	-	126,000	-	-	-	-	-	126,000
66220	HISTORIC CITY HALL ELEVATOR	257,500	-	-	-	-	-	-	257,500
67030	MARINE PATROL EXTERIOR RESTORATION	60,728	-	-	-	-	-	-	60,728
67040	NORMANDY ISLE PARK & POOL	200,000	-	-	-	-	-	-	200,000
67200	FIRE STATION 3 FIRE ALARM UPGRADE	47,000	-	-	-	-	-	-	47,000
67240	777 BUILDING HVAC 4TH FLOOR	162,121	-	-	-	-	-	-	162,121
68720	POLICE HQ & PARKING GAR. FIRE ALARM	246,033	-	-	-	-	-	-	246,033
68760	CITY HALL ELECTRICAL UPGRADES	341,500	-	-	-	-	-	-	341,500
68923	HISTORIC CITY HALL RENOVATIONS	-	1,000,000	-	-	-	-	-	1,000,000
60031	WATER TOWER RESTORATION STAR ISLAND	-	-	-	-	-	-	1,618,000	1,618,000
60927	SOBE CATS BUILDING ENTRY RAMP	-	-	-	-	-	-	126,000	126,000
61027	1701 MERIDIAN AVE LED LIGHTING RETR	-	-	-	-	-	-	55,000	55,000
61121	SCOTT RAKOW YOUTH CENTER-KITCHEN	-	-	-	-	-	-	150,000	150,000
61127	1701 MERIDIAN EXTERIOR PAINTING	-	-	-	-	-	-	233,000	233,000
61227	MIAMI BEACH BOTANICAL RENOVATIONS	-	-	-	-	-	-	56,000	56,000
61327	FIRE STATION 2 ADMIN - LED LIGHTS	-	-	-	-	-	-	56,000	56,000
61427	FIRE STATION 2 - WATERPROOF & PAINT	-	-	-	-	-	-	224,000	224,000
61527	FIRE STATION 2 - PAINT MASONRY	-	-	-	-	-	-	40,000	40,000
61627	FIRE STATION 3 - WATERPRF. & PAINT	-	-	-	-	-	-	135,000	135,000
61727	FIRE STATION 3 - PERIMETER FENCE	-	-	-	-	-	-	61,000	61,000
61827	FIRE STATION 3 - GYM FLOORING RENOV	-	-	-	-	-	-	34,000	34,000
61927	FIRE STATION 3 - PAINTED FINISH REN	-	-	-	-	-	-	101,000	101,000
62027	FIRE STATION 4 - CONCRETE PATHWAY	-	-	-	-	-	-	28,000	28,000
62127	FIRE STATION 4 - LED LIGHTS RETROFT	-	-	-	-	-	-	56,000	56,000
62227	FIRE STATION 4 - EMERGENCY LIGHTS	-	-	-	-	-	-	34,000	34,000
62327	FIRE STATION 4 - RUBBER TILE FITNES	-	-	-	-	-	-	34,000	34,000
62427	FIRE STATION 4 - CALL SYSTEM RENEWL	-	-	-	-	-	-	191,000	191,000

MIAMIBEACH

CITY OF MIAMI BEACH
FY 2023 - 2027 CAPITAL IMPROVEMENT PLAN BY FUNDING SUMMARY

ATTACHMENT A

PROJECT	PROJECT NAME	Previous Years	FY 2023	FY 2024	FY 2025	FY 2026	FY 2027	Future	Total
62527	FLAMING PARK POOL FACILITY RENO.	-	-	-	-	-	-	183,000	183,000
62627	NESS FLOORING RENEWAL	-	-	-	-	-	-	56,000	56,000
62727	NESS REPLACE LOUVERS W IMP. WINDOW	-	-	-	-	-	-	147,000	147,000
62827	NESS LED LIGHTS RETROFIT	-	-	-	-	-	-	28,000	28,000
62927	MBPD PLAZA ACTIVATION- PHASE 1	-	-	-	-	-	-	120,000	120,000
63027	MBPD EXTERIOR WATERPROOF AND PAINT	-	-	-	-	-	-	280,000	280,000
63127	MBPD ELEVATOR VESTIBULE RENEWAL	-	-	-	-	-	-	68,000	68,000
63227	CARD ACCESS CONTROL FOR RADIO SITES	-	-	-	-	-	-	28,000	28,000
63427	MIAMI BEACH BOTANICAL GARDEN HVAC	-	-	-	-	-	-	28,500	28,500
63523	FIRE STATION 1 BATHROOMS RENOVATION	-	-	-	-	-	-	120,000	120,000
63527	1755 BUILDING CARD ACCESS SYSTEM	-	-	-	-	-	-	257,776	257,776
63623	FIRE STATION 1 ROLL-UP DOOR RENEWAL	-	-	-	-	-	-	51,000	51,000
63627	1755 BUILDING DOMESTIC WATER PUMP	-	-	-	-	-	-	128,038	128,038
63727	1755 BUILDING EMERGENCY LIGHTING	-	-	-	-	-	-	100,847	100,847
63827	1755 BUILDING FIRE ALARM REPL.	-	-	-	-	-	-	533,374	533,374
63927	1755 BUILDING INTERIOR LIGHT RENO.	-	-	-	-	-	-	336,000	336,000
64027	1755 BUILDING VFD RENEWAL	-	-	-	-	-	-	67,100	67,100
64127	1755 BUILDING WATER COOLER RENEWAL	-	-	-	-	-	-	69,344	69,344
64227	21ST STREET RESTROOM RENOVATION	-	-	-	-	-	-	93,000	93,000
64327	CITY HALL COOLING TOWER RENEWAL	-	-	-	-	-	-	310,000	310,000
64427	CITY HALL DOMESTIC WATER PUMP RENEW	-	-	-	-	-	-	128,038	128,038
64527	CRESPI PARK BUILDING RENOVATION	-	-	-	-	-	-	62,000	62,000
64627	FAIRWAY PARK PAVILION RENOVATION	-	-	-	-	-	-	148,800	148,800
64727	FIRE STATION 2 ADMIN - CCTV	-	-	-	-	-	-	28,000	28,000
64827	FIRE STATION 2 ADMIN -WATER COOLER	-	-	-	-	-	-	28,000	28,000
64927	FIRE STATION 2 ADMIN - WATER HEATR	-	-	-	-	-	-	151,200	151,200
65027	FIRE STATION 2 - CALL SYSTEM RENEWL	-	-	-	-	-	-	330,400	330,400
65120	GREENSPACE FACILITY SECURITY SYSTEM	-	-	-	-	-	-	110,000	110,000
65127	FIRE STATION 2 - EXHAUST SYSTEMS	-	-	-	-	-	-	100,800	100,800
65227	FIRE STATION 2 - FIRE SUPPRESSION	-	-	-	-	-	-	44,800	44,800
65327	FIRE STATION 2 - GAS WATER HEATER	-	-	-	-	-	-	84,000	84,000
65427	FIRE STATION 2 - INTERCOM SYSTEM RE	-	-	-	-	-	-	50,400	50,400
65428	MIAMI BEACH BOTANICAL GARDEN KITCH.	-	-	-	-	-	-	248,000	248,000
65527	FIRE STATION 2 - PAINTED FINISHED	-	-	-	-	-	-	168,000	168,000
65528	MIAMI BEACH BOTANICAL GARDEN CAMERA	-	-	-	-	-	-	39,200	39,200
65627	FIRE STATION 2 - CARD ACCESS CONTRL	-	-	-	-	-	-	39,200	39,200
65727	FIRE STATION 2 - SECURITY SYSTEM CC	-	-	-	-	-	-	28,000	28,000

MIAMIBEACH

CITY OF MIAMI BEACH
FY 2023 - 2027 CAPITAL IMPROVEMENT PLAN BY FUNDING SUMMARY

ATTACHMENT A

PROJECT	PROJECT NAME	Previous Years	FY 2023	FY 2024	FY 2025	FY 2026	FY 2027	Future	Total
65827	FIRE STATION 2 - WATER COOLERS RENW	-	-	-	-	-	-	39,200	39,200
65927	FIRE STATION 2 ADMIN - CARD ACCESS	-	-	-	-	-	-	28,000	28,000
66027	FIRE STATION 2 ADMIN - CARPET REPLA	-	-	-	-	-	-	56,000	56,000
66127	FIRE STATION 2 ADMIN - HVAC ELECTRI	-	-	-	-	-	-	57,000	57,000
66227	FIRE STATION 3 - CALL SYSTEM RENEW.	-	-	-	-	-	-	179,200	179,200
66327	FIRE STATION 3 - DISTRIBUTION EQUIP	-	-	-	-	-	-	131,760	131,760
66427	FIRE STATION 3 - KITCHEN EQUIPMENT	-	-	-	-	-	-	61,600	61,600
66527	FIRE STATION 3 - REPL. EXHAUST SYS	-	-	-	-	-	-	228,000	228,000
66627	FIRE STATION 4 - PAINTED FINISH REN	-	-	-	-	-	-	89,600	89,600
66727	FIRE STATION 4 - REPL. EXHAUST SYS	-	-	-	-	-	-	145,600	145,600
66827	FLAMINGO PARK BASEBALL FACILITY RES	-	-	-	-	-	-	93,000	93,000
66927	HISTORIC CITY HALL EXHAUST SYSTEM R	-	-	-	-	-	-	109,800	109,800
67027	HISTORIC CITY HALL EXTERIOR LIGHTNG	-	-	-	-	-	-	176,900	176,900
67127	HISTORIC CITY HALL RESTROOMS RENEW.	-	-	-	-	-	-	976,000	976,000
67227	HISTORIC CITY HALL WATER COOLERS	-	-	-	-	-	-	102,600	102,600
67327	NORMANDY ISLE PARK POOL FACILITY	-	-	-	-	-	-	93,000	93,000
67427	FIRE STATION 1 - OVERHEAD SECTIONAL	-	-	-	-	-	-	224,000	224,000
67527	FIRE STATION 1 - RESTROOM	-	-	-	-	-	-	114,000	114,000
67627	FIRE STATION 1 - EXIT SIGNS, EMERGE	-	-	-	-	-	-	56,000	56,000
67727	FIRE STATION 1 - WATERPROOFING, EXT	-	-	-	-	-	-	247,000	247,000
67827	FIRE STATION 1 - FIRE ALARM REPLACE	-	-	-	-	-	-	146,400	146,400
67927	FIRE STATION 1 - REPL. EXHAUST SYS	-	-	-	-	-	-	285,000	285,000
	Fund Total:	**6,671,694**	**1,913,000**	**1,082,312**	**1,009,799**	**1,050,190**	**1,092,198**	**11,723,144**	**24,542,337**
126 SOUTH POINTE RENEWAL & REPLACE									
65219	SOUTH POINTE PARK HVAC REPLACEMENT	25,000	-	-	-	-	-	-	25,000
	Fund Total:	**25,000**	**-**	**-**	**-**	**-**	**-**	**-**	**25,000**
140 CULTURAL ARTS COUNCIL ENDOWMNT									
20418	COLLINS PARK PERFORMING ARTS VENUE	800,000	-	-	-	-	-	-	800,000
	Fund Total:	**800,000**	**-**	**-**	**-**	**-**	**-**	**-**	**800,000**
142 7TH STREET GARAGE									
20026	7TH STREET GARAGE-ELEVATOR	-	-	-	400,000	-	-	-	400,000
21121	7TH ST GRGE-ENTRANCE FLOOD CONTROL	278,000	-	-	-	-	-	-	278,000
22150	72 ST. COMMUNITY COMPLEX	128,296	3,800,000	-	-	-	-	-	3,928,296
26100	GARAGE SECURITY CAMERA SYSTEM	216,585	-	-	-	-	-	-	216,585
27830	PARKING GARAGE AT 1262 COLLINS AVE	2,563,569	-	-	-	-	-	-	2,563,569
60124	7TH STREET GARAGE-LANDSCAPING	-	-	120,000	-	-	-	-	120,000
60224	7 ST GARAGE-SUPERSTRUCTURE RENEWAL	-	-	-	250,000	-	-	-	250,000

MIAMIBEACH

CITY OF MIAMI BEACH
FY 2023 - 2027 CAPITAL IMPROVEMENT PLAN BY FUNDING SUMMARY

ATTACHMENT A

PROJECT	PROJECT NAME	Previous Years	FY 2023	FY 2024	FY 2025	FY 2026	FY 2027	Future	Total
60422	7TH ST GARAGE-FIRE SPRINKLER & PUMP	300,000	-	-	-	-	-	-	300,000
60620	7TH STREET GARAGE-INTERIOR DRAINAGE	30,000	-	-	-	-	-	-	30,000
60623	7TH STREET GARAGE-STAIRWELL RAILING	-	25,000	-	-	-	-	-	25,000
60723	7TH ST GARAGE-TRAFFIC COATING	-	150,000	-	-	-	-	-	150,000
61118	7TH STREET GARAGE UPGRADE LIGHTING	127,993	-	-	-	-	-	-	127,993
61218	7TH STREET PARKING GARAGE ROOF TOP	140,251	-	-	-	-	-	-	140,251
61925	7TH ST. PARKING GARAGE PERM. DECKS	-	-	-	75,000	-	-	-	75,000
62524	7TH ST. PARKING GARAGE ELEVATOR CAB	-	-	91,500	-	-	-	-	91,500
62621	7TH STREET GARAGE-OFFICE/RESTROOM	36,000	-	-	-	-	-	-	36,000
64328	7TH ST. PARKING GARAGE 3 X 7 DOOR	-	-	-	-	-	73,200	-	73,200
64428	7TH ST. PARKING GARAGE SHIPS LADDER	-	-	-	-	-	114,680	-	114,680
64719	7TH STREET GARAGE-DOOR REPLACEMENT	50,000	-	-	-	-	-	-	50,000
66423	7TH ST. PARKING GARAGE FLOOD PANELS	-	160,000	-	-	-	-	-	160,000
66523	7TH ST. PARKING GARAGE ELEVATOR CAB	-	336,000	-	-	-	-	-	336,000
66623	7TH ST. PARKING GARAGE HOSE BIB	-	43,000	-	-	-	-	-	43,000
66723	7TH ST. PARKING GARAGE GATE	-	69,000	-	-	-	-	-	69,000
66823	7TH ST. PARKING GARAGE JOINT REPLAC	-	171,000	-	-	-	-	-	171,000
68220	7TH ST GARAGE SURFACE RESTORATION	95,000	-	-	-	-	-	-	95,000
69310	7TH ST. GARAGE FIRE ALARM SYSTEM	51,087	-	-	-	-	-	-	51,087
64528	7TH ST. PARKING GARAGE TRAFFIC COAT	-	-	-	-	-	-	2,135,000	2,135,000
	Fund Total:	**4,016,781**	**4,754,000**	**211,500**	**725,000**	**-**	**187,880**	**2,135,000**	**12,030,161**
147 ART IN PUBLIC PLACES									
20377	AIPP MB CONVENTION	7,530,797	-	-	-	-	-	-	7,530,797
22618	AIPP FIRE STATION 2	95,334	-	-	-	-	-	-	95,334
22718	AIPP FLAMINGO PARK PROJECT	194,000	-	-	-	-	-	-	194,000
22918	AIPP LUMMUS PARK PROJECT	116,000	-	-	-	-	-	-	116,000
66422	JAUME PLENSA MINNA MONUMENTAL SCLP.	1,000,000	-	-	-	-	-	-	1,000,000
	Fund Total:	**8,936,131**	**-**	**-**	**-**	**-**	**-**	**-**	**8,936,131**
155 FEES IN LIEU OF PARKING									
20518	SURFACE LOT AT BISCAYNE BEACH	907,029	-	-	-	-	-	-	907,029
22150	72 ST. COMMUNITY COMPLEX	300,000	-	-	-	-	-	-	300,000
27830	PARKING GARAGE AT 1262 COLLINS AVE	7,145,125	-	-	-	-	-	-	7,145,125
28080	INTELLIGENT TRANSPORT SYSTEM	3,192,028	-	-	-	-	-	-	3,192,028
	Fund Total:	**11,544,182**	**-**	**-**	**-**	**-**	**-**	**-**	**11,544,182**
158 CONCURRENCY MITIGATION FUND									
20200	TRANSPORTATION CAPITAL INITIATIVE	8,192,028	-	-	-	-	-	-	8,192,028
20247	CITYWIDE PARKS IRRIGATION SYSTEM	156,000	-	-	-	-	-	-	156,000

MIAMIBEACH

CITY OF MIAMI BEACH
FY 2023 - 2027 CAPITAL IMPROVEMENT PLAN BY FUNDING SUMMARY

ATTACHMENT A

PROJECT	PROJECT NAME	Previous Years	FY 2023	FY 2024	FY 2025	FY 2026	FY 2027	Future	Total
25750	WEST AVE BDG OVER COLLINS CANAL	908,068	-	-	-	-	-	-	908,068
27910	MERIDIAN AVE SHARED USE PATH	756,000	-	-	-	-	-	-	756,000
28080	INTELLIGENT TRANSPORT SYSTEM	10,322,972	-	-	-	-	-	-	10,322,972
60321	CITYWIDE PARKS COURT REPAIRS	105,000	-	-	-	-	-	-	105,000
60325	NORMANDY SHORES GOLF CLUB TEE RENO.	125,000	-	-	-	-	-	-	125,000
60327	10TH STREET NEIGHBORHOOD GREENWAY	-	233,000	-	-	-	-	1,080,000	1,313,000
60421	CITYWIDE FITNESS COURSE REPLACEMENT	100,000	-	-	-	-	-	-	100,000
62022	FLAMINGO PARK TENNIS CENTER COURTS	30,000	-	-	-	-	-	-	30,000
62122	NORMANDY SHORES GOLF CARPET REPL.	40,000	-	-	-	-	-	-	40,000
62222	WEST AVENUE BICYCLE LANES PHASE II	23,000	534,000	-	-	-	-	-	557,000
62322	ORCHARD PARK TRAFFIC CALMING	76,000	1,474,000	-	-	-	-	-	1,550,000
62521	NORTH BEACH GREENWAYS- PHASE II	714,230	-	-	-	-	-	-	714,230
62718	N. BEACH PARKS RESTROOM RESTORATION	91,000	-	-	-	-	-	-	91,000
64621	CITYWIDE PK LANDSCAPING IMPROVEMENT	152,000	-	-	-	-	-	-	152,000
65221	PINE TREE DR./46TH ST. TRAFFIC CRCL	603,603	-	-	-	-	-	4,341,000	4,944,603
65321	PRAIRIE AVE/44TH ST. TRAFFIC CIRCLE	520,000	-	-	-	-	-	-	520,000
66222	71ST STREET BRIDGE BIKE LANES	100,000	-	-	-	-	-	-	100,000
66923	SOUTH POINTE DRIVE PROTECTED BIKE	-	161,000	-	-	-	-	1,252,371	1,413,371
69820	NORTH BEACH GREENWAYS PHASE I	448,625	-	-	-	-	-	-	448,625
20221	16TH STREET PROTECTED BIKE LANES	-	-	-	-	-	-	560,000	560,000
60177	SOUTH BEACH PEDESTRIAN ZONES	-	-	-	-	-	-	1,665,804	1,665,804
60222	NORTH BEACH GREENWAYS PHASE III	-	-	-	-	-	-	1,320,220	1,320,220
64628	SOUTH OF FIFTH NEIGHBORHOOD TRAFFIC	-	-	-	-	-	-	829,682	829,682
	Fund Total:	**23,463,526**	**2,402,000**	**-**	**-**	**-**	**-**	**11,049,077**	**36,914,603**
160 RESORT TAX FUND 2%									
20200	TRANSPORTATION CAPITAL INITIATIVE	10,000,000	-	-	-	-	-	-	10,000,000
	Fund Total:	**10,000,000**	**-**	**-**	**-**	**-**	**-**	**-**	**10,000,000**
164 RDA CITY CENTER RENEWAL & REPL									
29300	LINCOLN RD LENOX-COLLINS W/SIDE ST.	20,000,000	-	-	-	-	-	-	20,000,000
64819	COLONY THEATER - FIRE ALARM SYSTEM	78,000	-	-	-	-	-	-	78,000
66120	LINCOLN RD STONE RESTORATION	214,619	-	-	-	-	-	-	214,619
	Fund Total:	**20,292,619**	**-**	**-**	**-**	**-**	**-**	**-**	**20,292,619**
165 NON - TIF RDA FUND									
20197	CITY CENTER RESILIENCY ENHANCEMENTS	1,000,000	-	-	-	-	-	-	1,000,000
20200	TRANSPORTATION CAPITAL INITIATIVE	8,000,000	-	-	-	-	-	-	8,000,000
66120	LINCOLN RD STONE RESTORATION	153,381	-	-	-	-	-	-	153,381
	Fund Total:	**9,153,381**	**-**	**-**	**-**	**-**	**-**	**-**	**9,153,381**

MIAMIBEACH

CITY OF MIAMI BEACH
FY 2023 - 2027 CAPITAL IMPROVEMENT PLAN BY FUNDING SUMMARY

ATTACHMENT A

PROJECT	PROJECT NAME	Previous Years	FY 2023	FY 2024	FY 2025	FY 2026	FY 2027	Future	Total
167 RDA SOUTH POINT OPERATIONS									
67023	SOUTH OF FIFTH NEIGHBORHOOD TRAFFIC	-	82,481	-	-	-	-	-	82,481
	Fund Total:	**-**	**82,481**	**-**	**-**	**-**	**-**	**-**	**82,481**
169 MIAMI CITY BALLET FUND									
27780	MIAMI CITY BALLET WINDOWS	315,000	-	-	-	-	-	-	315,000
64618	MIAMI CITY BALLET VARIOUS REPAIRS	278,250	-	-	-	-	-	-	278,250
	Fund Total:	**593,250**	**-**	**-**	**-**	**-**	**-**	**-**	**593,250**
171 LOCAL OPTION GAS TAX									
20000	PAVEMENT & SIDEWALK PROGRAM	1,695,000	-	-	-	-	-	-	1,695,000
21014	BICYCLE LANES/SHARED USE PTH IMPROV	-	845,000	-	1,607,358	318,773	53,869	-	2,825,000
23020	ALTON RD & 16TH STREET INTERSECTION	540,000	-	-	-	-	-	-	540,000
64918	SMART LIGHTING MASTER PLAN	203,000	-	-	-	-	-	-	203,000
	Fund Total:	**2,438,000**	**845,000**	**-**	**1,607,358**	**318,773**	**53,869**	**-**	**5,263,000**
187 HALF CENT TRANS. SURTAX COUNTY									
20220	SEAWALL-DICKENS AV SHORELINE	200,000	-	-	-	-	-	-	200,000
20597	WEST AVENUE PHASE II	530,000	-	-	-	-	-	-	530,000
20818	ROYAL PALM NEIGHBORHOOD GREENWAY	430,000	-	-	-	-	-	-	430,000
21014	BICYCLE LANES/SHARED USE PTH IMPROV	130,000	90,000	-	-	-	-	756,000	976,000
21419	MERIDIAN AVENUE PEDESTRIAN CROSSING	410,000	-	-	-	-	-	-	410,000
22518	ENHANCED CROSSWALKS	480,000	-	-	-	-	-	-	480,000
22823	MERIDIAN AVENUE & LINCLN. LN. CROSS	-	46,000	-	-	-	-	193,058	239,058
22923	HAWTHORNE AVENUE NEIGHBORHOOD GREEN	-	157,000	-	-	-	-	1,219,239	1,376,239
23360	WEST AVE/BAY RD NEIGH.	378,000	-	-	-	-	-	-	378,000
25650	CITYWIDE CURB RAMP INSTALLATION	80,560	-	-	-	-	-	-	80,560
25750	WEST AVE BDG OVER COLLINS CANAL	1,966,380	-	-	-	-	-	-	1,966,380
27860	51ST STREET NEIGHBORHOOD GREENWAY	50,000	160,000	-	-	-	-	1,263,971	1,473,971
27910	MERIDIAN AVE SHARED USE PATH	278,000	-	-	-	-	-	-	278,000
27930	SHARED PATH ON PARKVIEW ISLAND PARK	320,000	-	-	-	-	-	-	320,000
27940	EUCLID AVE. PROTECTED BICYCLE LANE	470,000	-	-	-	-	-	-	470,000
28080	INTELLIGENT TRANSPORT SYSTEM	2,761,260	-	-	-	-	-	-	2,761,260
29500	COLLINS CANAL ENHANCEMENT PROJECT	1,030,698	-	-	-	-	-	-	1,030,698
29810	ALLEYWAY RESTORATION PH III	412,500	-	-	-	-	-	-	412,500
62322	ORCHARD PARK TRAFFIC CALMING	31,505	-	-	-	-	-	-	31,505
62517	MERIDIAN AVENUE BICYCLE LANES	250,000	-	-	-	-	-	-	250,000
62617	72ND STREET PROTECTED BIKE LANE	519,000	-	-	-	-	-	-	519,000
62717	73RD STREET PROTECTED BIKE LANES	239,000	-	-	-	-	-	-	239,000

MIAMIBEACH

CITY OF MIAMI BEACH
FY 2023 - 2027 CAPITAL IMPROVEMENT PLAN BY FUNDING SUMMARY

ATTACHMENT A

PROJECT	PROJECT NAME	Previous Years	FY 2023	FY 2024	FY 2025	FY 2026	FY 2027	Future	Total
65321	PRAIRIE AVE/44TH ST. TRAFFIC CIRCLE	84,420	-	-	-	-	-	-	84,420
	Fund Total:	**11,051,323**	**453,000**	**-**	**-**	**-**	**-**	**3,432,268**	**14,936,591**
301 CAP. PROJ. NOT FINANCED BY BON									
20001	ALTON ROAD FOUNTAIN AT 20TH STREET	24,550	-	-	-	-	-	-	24,550
20110	28TH STREET OBELISK STABILIZATION	357,230	-	-	-	-	-	-	357,230
20200	TRANSPORTATION CAPITAL INITIATIVE	3,300,000	-	-	-	-	-	-	3,300,000
20220	SEAWALL-DICKENS AV SHORELINE	231,974	-	-	-	-	-	-	231,974
20597	WEST AVENUE PHASE II	8,861	-	-	-	-	-	-	8,861
21822	WASHINGTON AVENUE MILLING & RESURFA	1,604,000	-	-	-	-	-	-	1,604,000
22050	BAYSHORE NEIGH. BID PACK A	223,199	-	-	-	-	-	-	223,199
22150	72 ST. COMMUNITY COMPLEX	-	1,000,000	-	-	-	-	-	1,000,000
23200	FLAMINGO PARK	896,690	-	-	-	-	-	-	896,690
23518	BATTING CAGES AT NORTH SHORE PARK	203,000	(187,000)	-	-	-	-	-	16,000
24530	SUNSET ISLANDS 1&2 GUARDHOUSE	468,225	-	-	-	-	-	-	468,225
24630	FLAGLER MONUMENT SOLAR ILLUMINATION	89,000	-	-	-	-	-	-	89,000
26270	BAYSHORE PARK (PAR 3)	412,100	-	-	-	-	-	-	412,100
26990	SECOND FL. RENOVATION-BUILDING DEPT	629,898	-	-	-	-	-	-	629,898
27950	NORTH BEACH OCEANSIDE PARK	9,993,000	-	-	-	-	-	-	9,993,000
29550	CMB SKATEPARK	-	187,000	-	-	-	-	-	187,000
62718	N. BEACH PARKS RESTROOM RESTORATION	190,000	-	-	-	-	-	-	190,000
63318	NORMANDY ISLE PARK POOL RENOVATIONS	47,000	-	-	-	-	-	-	47,000
64718	MUNIS / ENERGOV/ ERP	683,165	-	-	-	-	-	-	683,165
	Fund Total:	**19,361,892**	**1,000,000**	**-**	**-**	**-**	**-**	**-**	**20,361,892**
302 PAY-AS-YOU-GO									
20220	SEAWALL-DICKENS AV SHORELINE	3,420	-	-	-	-	-	-	3,420
20228	MARINE PATROL FACILITY	-	3,900,000	-	-	-	-	-	3,900,000
20237	FAIRWAY PARK IMPROVEMENTS	1,426,914	-	-	-	-	294,341	1,495,659	3,216,914
20247	CITYWIDE PARKS IRRIGATION SYSTEM	14,275	-	-	-	-	-	-	14,275
20300	NORMANDY ISLE PARK TURF INSTALL	398,000	-	-	-	-	-	951,000	1,349,000
20418	COLLINS PARK PERFORMING ARTS VENUE	400,000	-	-	-	-	-	-	400,000
20426	CITYWIDE PICKLEBALL AND PADEL COURT	-	-	-	-	753,964	266,036	-	1,020,000
20577	BELLE ISLE PARK PLAYGROUND	294,585	-	-	-	-	-	-	294,585
20597	WEST AVENUE PHASE II	1,469,640	-	-	-	-	-	-	1,469,640
20721	GREENSPACE FACILITY RENOVATION	200,000	456,000	-	-	-	-	-	656,000
20722	FLAMINGO PK PLAYGROUND REPLACEMENT	-	-	646,960	200,040	-	-	-	847,000
20918	BRITTANY BAY PARK	1,414,729	-	-	-	-	-	-	1,414,729
21018	BAYWALK PHASE 2	386,000	-	-	-	-	-	-	386,000

MIAMIBEACH

CITY OF MIAMI BEACH
FY 2023 - 2027 CAPITAL IMPROVEMENT PLAN BY FUNDING SUMMARY

ATTACHMENT A

PROJECT	PROJECT NAME	Previous Years	FY 2023	FY 2024	FY 2025	FY 2026	FY 2027	Future	Total
21118	STILLWATER ENTRANCE SIGN	225,000	-	-	-	-	-	-	225,000
21621	ADAPTIVE FITNESS AND RECREATION CTR	2,500,000	-	-	-	-	-	-	2,500,000
21721	REAL TIME CRIME CENTER BUILDOUT	1,500,000	-	-	-	-	-	-	1,500,000
21821	MBPD HEADQUARTERS RENOVATION	32,436	-	-	-	-	-	-	32,436
22050	BAYSHORE NEIGH. BID PACK A	960,405	-	-	-	-	-	-	960,405
22150	72 ST. COMMUNITY COMPLEX	100,000	9,400,000	-	-	-	-	-	9,500,000
22420	POLO PARK LIGHTING & SOCCER FIELD	857,680	-	-	-	-	-	-	857,680
22750	ALTOS DEL MAR PARK	44,820	-	-	-	-	-	-	44,820
22822	FIRE STATION #1 (ADDITIONAL FUNDING FOR GO#45)	-	4,300,000	-	-	-	-	-	4,300,000
22920	CITYWIDE BRIDGES	1,675,202	3,000,000	-	-	-	-	8,800,000	13,475,202
23118	FIRE STATION 4 SECURITY ENHANCEMENT	50,683	-	-	-	-	-	-	50,683
23180	BAYSHORE NEIGH. BID PACK D	745,500	-	-	-	-	-	-	745,500
23200	FLAMINGO PARK	554,489	-	-	-	-	-	-	554,489
23240	LA GORCE NEIGHBORHOOD IMPROVEMENTS	219,000	-	-	-	-	-	-	219,000
23318	SOUNDSCAPE AUDIO IMPROVEMENTS	751,410	-	-	-	-	-	-	751,410
23380	PALM & HIBISCUS NEIGHBORHOOD IMPROVEMENTS	50,000	-	-	-	-	-	600,000	650,000
23423	COLLINS PARK ARTIST WRKFRC. HOUSING	-	435,449	-	-	-	-	-	435,449
24530	SUNSET ISLANDS 1&2 GUARDHOUSE	200,000	-	-	-	-	-	-	200,000
24630	FLAGLER MONUMENT SOLAR ILLUMINATION	200,000	-	-	-	-	-	-	200,000
25750	WEST AVE BDG OVER COLLINS CANAL	1,303,396	-	-	-	-	-	-	1,303,396
27170	SEAWALL-BISCAYNE BAY ST END PH. II	185,714	-	-	-	-	-	-	185,714
27950	NORTH BEACH OCEANSIDE PARK	217,000	-	-	-	-	-	-	217,000
28300	SHANE WATERSPORT SEAWALL	134,000	-	-	-	-	-	-	134,000
28600	NSPYC EXTERIOR CAFE AND RESTROOMS	400,000	-	-	312,000	-	-	-	712,000
28850	MAURICE GIBB PARK REDESIGN	28,658	-	-	-	-	-	-	28,658
28940	BAYSHORE NEIGH. CENTRAL - SOUTH	21,824	-	-	-	-	-	-	21,824
29550	CMB SKATEPARK	40,000	-	-	-	-	-	1,413,000	1,453,000
29620	ALLISON PARK REDESIGN	100,000	-	-	-	-	-	-	100,000
60011	IRRIGATION SYSTEM MACARTHUR CAUSEWY	-	-	-	80,000	-	-	-	80,000
60020	FLEET MGMT-GENERATOR TRNSFR SWITCH	100,000	-	-	-	-	-	-	100,000
60321	CITYWIDE PARKS COURT REPAIRS	-	-	-	105,000	-	-	525,000	630,000
60421	CITYWIDE FITNESS COURSE REPLACEMENT	-	-	-	100,000	-	-	500,000	600,000
60528	MIAMI CITY BALLET DRY WALL REPAIRS	-	-	-	-	-	194,300	-	194,300
60628	MIAMI CITY BALLET ELEVATOR MODERNIZ	-	-	-	-	-	495,800	-	495,800
60728	MIAMI CITY BALLET LED LAMP REPLACEM	-	-	-	-	-	229,810	-	229,810
60828	MIAMI CITY BALLET HANDS FREE FAUCET	-	-	-	-	-	201,000	-	201,000
60920	HISTORIC CITY HALL-VFD REPLACEMENT	200,000	-	-	-	-	-	-	200,000

MIAMIBEACH

CITY OF MIAMI BEACH
FY 2023 - 2027 CAPITAL IMPROVEMENT PLAN BY FUNDING SUMMARY

ATTACHMENT A

PROJECT	PROJECT NAME	Previous Years	FY 2023	FY 2024	FY 2025	FY 2026	FY 2027	Future	Total
60928	MIAMI CITY BALLET ACOUSTICAL CEILIN	-	-	-	-	-	100,500	-	100,500
61020	CITY HALL-GENERATOR REPLACEMENT	600,000	-	-	-	-	-	-	600,000
61021	MB POLICE GARAGE CONCRETE SPALLING	-	1,063,000	-	-	-	-	-	1,063,000
61028	MIAMI CITY BALLET HVAC DUCT RENNO.	-	-	-	-	-	699,480	-	699,480
61128	MIAMI CITY BALLET LOADG. DOCK FLOOR	-	-	-	-	-	335,000	-	335,000
61326	DUNES ENHACEMENTS AND RESTORATION	-	-	-	-	362,000	-	1,448,000	1,810,000
61328	FILLMORE FREIGHT ELEVATOR RENEWAL	-	-	-	-	-	660,620	-	660,620
61426	CITYWIDE GREEN INFRSTRUCT. INSTAL	-	-	-	-	1,150,000	-	4,600,000	5,750,000
61619	NORTH BEACH ROW LANDSCAPING	113,000	-	-	-	-	-	-	113,000
61621	CITY HALL CHAMBER & PRESS RM. RENO.	900,000	-	-	-	-	-	-	900,000
61920	MAURICE GIBB SOIL REMEDIATION	896,000	-	-	-	-	-	-	896,000
61924	UNIDAD SENIOR CENTER ACOUSTIC ENH.	-	-	80,000	-	-	-	-	80,000
62019	MIDDLE BEACH ROW LANDSCAPE	44,285	-	-	250,000	-	-	100,000	394,285
62024	HENRY LIEBMAN SQUARE SECURITY ENHA.	-	-	114,000	-	-	-	-	114,000
62124	MIAMI CITY BALLET RESTROOM EXHAUST	-	-	33,500	-	-	-	-	33,500
62619	ENERGY SUB-METERS IN MUN. BUILDINGS	68,000	-	-	-	-	-	-	68,000
62719	FLEET MGMT FACILITY REMEDIATION	111,000	-	-	-	-	-	-	111,000
62723	SCOTT RAKOW ICE RINK PERIMTR. BOARD	-	-	-	354,000	-	-	296,000	650,000
62819	LAKE PANCOAST MANGR. LIVING SHRLNE.	30,000	-	-	-	-	-	1,450,000	1,480,000
62823	SCOTT RAKOW ICE RINK REFRIGERATION	-	-	-	1,128,000	-	-	1,037,000	2,165,000
63080	BEACH RESTROOMS PAINT AND CONCRETE	20,000	-	-	-	-	-	-	20,000
63319	PARK VIEW ISLAND ANNEX - DOG PARK	67,000	-	-	-	-	-	-	67,000
63521	RESTORATIVE TREE WELL CITYWIDE	-	-	-	-	480,000	-	240,000	720,000
63722	SMART CARD ACCESS SYSTEM-PHASE II	-	-	195,000	-	-	-	-	195,000
63819	SSCC ROOT MITIGATION & FLOORING REP	272	-	-	-	-	-	-	272
63822	1755 ROOF REPLACEMENT	223,000	-	-	-	-	-	-	223,000
63919	SMART CARD ACCESS SYSTEM- PHASE I	250,000	-	-	-	-	-	-	250,000
64019	CITY HALL ENERGY EFFICIENT BUILDING	156,000	-	-	-	-	-	-	156,000
64022	777 FOUNTAIN/ COURTYARD RENOVATIONS	-	-	131,000	-	-	-	-	131,000
64119	INDIAN CREEK LANDSCAPE & IRRIGATION	836,500	-	-	-	-	-	-	836,500
64122	BOLLARDS INSTALLATION AND REPL.	200,000	-	-	-	-	-	303,000	503,000
64190	ENTRANCE SIGNS TO NORTH BEACH	356,000	-	-	91,000	-	-	-	447,000
64418	THE FILLMORE 40-YR RECERTIFICATION	622,298	-	-	-	-	-	-	622,298
64420	CITY HALL RESTROOM RENOVATIONS	-	-	367,000	-	-	-	-	367,000
64522	MBPD MAIN ROOF REPAIRS	-	700,000	-	-	-	-	-	700,000
64621	CITYWIDE PK LANDSCAPING IMPROVEMENT	-	-	-	122,119	125,881	-	1,000,000	1,248,000
64721	MIDDLE BEACH WATER TOWER PAINTING	50,000	-	-	-	-	-	-	50,000

MIAMIBEACH

CITY OF MIAMI BEACH
FY 2023 - 2027 CAPITAL IMPROVEMENT PLAN BY FUNDING SUMMARY

ATTACHMENT A

PROJECT	PROJECT NAME	Previous Years	FY 2023	FY 2024	FY 2025	FY 2026	FY 2027	Future	Total
64821	SECURITY ENHANCEMENTS CITYWIDE	500,000	-	1,364,726	500,000	135,274	-	-	2,500,000
64918	SMART LIGHTING MASTER PLAN	1,000,000	-	-	-	-	-	-	1,000,000
64921	OCEAN RESCUE FIRE ALARM RENEWAL	30,300	-	-	-	-	-	-	30,300
65021	BELLE ISLE PARK LIGHTING ENHANCEMNT	110,000	-	-	-	-	-	-	110,000
65519	BRIDGE REPAIRS FY19	60,875	-	-	-	-	-	-	60,875
65622	SHANE ROWING CENTER ROOF REPLACEMEN	96,000	-	-	-	-	-	-	96,000
65722	FLAMINGO PRK BASEBALL STADIUM STAND	65,000	-	-	-	-	-	495,000	560,000
65818	FLEET MANAGEMENT FIRE SPRINKLER	215,000	-	-	-	-	-	-	215,000
65821	FILLMORE ESCALATOR REPAIRS	16,000	-	-	-	-	-	-	16,000
65822	MIAMI BEACH MOORING FIELD	156,000	227,000	-	-	-	-	2,200,000	2,583,000
65922	TOBIAS REHBERGER OBSTINATE LIGHTHSE	85,000	-	-	-	-	-	-	85,000
66018	FLEET MANAGEMENT CONCRETE SPALLING	100,000	-	-	-	-	-	-	100,000
66020	CITY HALL - MAIN ENTRANCE PAVERS	-	-	550,000	-	-	-	-	550,000
66021	SOUTH POINTE PARK RESTROOMS RENO.	66,000	-	-	-	-	-	-	66,000
66123	FIRE STATION 3 - ROOF RENEWAL	-	228,000	-	-	-	-	-	228,000
66223	ADA POOL LIFTS CITYWIDE	-	30,000	-	-	-	-	-	30,000
66722	CLASSROOM BLDG KITTY CAMPUS ROOF	35,000	-	-	-	-	-	-	35,000
67920	SMART BUILDING AUTOMATION SYSTEM	65,000	-	-	-	-	-	-	65,000
68923	HISTORIC CITY HALL RENOVATIONS	-	1,000,000	-	-	-	-	-	1,000,000
69520	WATERWAY RESTORATION	250,000	-	-	-	-	-	-	250,000
20423	FLAMINGO PK FOOTBALL FENCE	-	-	-	-	-	-	613,000	613,000
20425	FLAMINGO PARK SOCCER FIELD TURF	-	-	-	-	-	-	281,000	281,000
20523	STILLWATER PARK LIGHTING & SOCCER	-	-	-	-	-	-	481,000	481,000
20623	MIAMI BEACH GOLF COURSE RENOVATION	-	-	-	-	-	-	6,000,000	6,000,000
20723	CRESPI PARK LIGHTING & MICRO SOCCER	-	-	-	-	-	-	481,000	481,000
20727	4TH FLOOR RENOVATION - PUBLIC WORKS	-	-	-	-	-	-	474,000	474,000
20821	BISCAYNE ELEM SHARED FIELD LIGHTING	-	-	-	-	-	-	1,270,170	1,270,170
20822	FLAMINGO PK FOOTBALL STADIUM TURF	-	-	-	-	-	-	1,163,000	1,163,000
20921	NORMANDY ISLE PARK PLAYGROUND	-	-	-	-	-	-	489,000	489,000
21021	NSPYC KITCHEN & CABINETRY ADDITION	-	-	-	-	-	-	344,000	344,000
21022	WEST LOTS 85-86 ST CONVERSION	-	-	-	-	-	-	2,436,100	2,436,100
27800	STREET LIGHTING IMPROVEMENTS	-	-	-	-	-	-	50,000,000	50,000,000
29810	ALLEYWAY RESTORATION PH III	-	-	-	-	-	-	100,000	100,000
60022	FLAMINGO PARK NORTH-SOUTH WALKWAY	-	-	-	-	-	-	300,000	300,000
60026	BELLE ISLE PARK PLAYGROUND REPLACEM	-	-	-	-	-	-	638,000	638,000
60122	SOUNDSCAPE PK SOUND & LED LIGHTING	-	-	-	-	-	-	1,800,000	1,800,000
60123	CRESPI PARK PLAYGROUND REPLACEMENT	-	-	-	-	-	-	407,000	407,000

MIAMIBEACH

CITY OF MIAMI BEACH
FY 2023 - 2027 CAPITAL IMPROVEMENT PLAN BY FUNDING SUMMARY

ATTACHMENT A

PROJECT	PROJECT NAME	Previous Years	FY 2023	FY 2024	FY 2025	FY 2026	FY 2027	Future	Total
60126	MUSS PARK PLAYGROUND REPLACEMENT	-	-	-	-	-	-	638,000	638,000
60128	NORMANDY SHORES DISTRICT REAR GATE	-	-	-	-	-	-	112,000	112,000
60223	POLO PARK PLAYGROUND REPLACEMENT	-	-	-	-	-	-	476,000	476,000
60226	PARK VIEW ISLAND PARK PLAYGRND REPL	-	-	-	-	-	-	497,000	497,000
60228	LA GORCE PARK (RELATED TO GO #7)	-	-	-	-	-	-	558,000	558,000
60322	PARKS MAINT. FACILITY RENOVATIONS	-	-	-	-	-	-	335,000	335,000
60323	STILLWATER PLAYGROUND REPLACEMENT	-	-	-	-	-	-	570,000	570,000
60428	PARK VIEW WATER QUALITY IMPROVEMENT	-	-	-	-	-	-	6,000,000	6,000,000
60523	FLAMINGO FOOTBALL STADIUM RAILINGS	-	-	-	-	-	-	100,000	100,000
60924	NSPYC LOBBY RECONFIGURATIOIN	-	-	-	-	-	-	372,000	372,000
61225	MIAMI CITY BALLET STAIR FINISH RENO	-	-	-	-	-	-	64,320	64,320
61228	FILLMORE ASBESTOS, LEAD PAINT, IAQ	-	-	-	-	-	-	268,000	268,000
61325	COLONY THEATER ENTRY DOOR	-	-	-	-	-	-	294,800	294,800
61425	COLONY THEATER ROOF HATCH REPLMT.	-	-	-	-	-	-	40,200	40,200
61428	FILLMORE EXHAUST SYSTEM RENEWAL	-	-	-	-	-	-	469,000	469,000
61526	BASS MUSEUM CLEAN STEAM HUMIDIFIER	-	-	-	-	-	-	124,620	124,620
61528	FILLMORE CHILLED WATER PIPING RENEW	-	-	-	-	-	-	2,177,500	2,177,500
61626	BASS MUSEUM EMERGENCY LIGHTING REPL	-	-	-	-	-	-	62,980	62,980
61628	FILLMORE HVAC REPLACEMENTS	-	-	-	-	-	-	1,128,012	1,128,012
61728	FILLMORE ELECTRICAL ENHANCEMENTS	-	-	-	-	-	-	1,644,180	1,644,180
61828	FILLMORE PLUMBING ENHANCEMENTS	-	-	-	-	-	-	48,910	48,910
61928	FILLMORE UPGRADES TO EXISTING FIRE	-	-	-	-	-	-	271,062	271,062
62028	FILLMORE EMERGENCY LIGHTING RENEWAL	-	-	-	-	-	-	427,460	427,460
62128	COLONY THEATER DOMESTIC WATER PUMP	-	-	-	-	-	-	69,680	69,680
62228	MIAMI BEACH BOTANICAL GARDEN HVAC	-	-	-	-	-	-	160,800	160,800
62328	MIAMI BEACH BOTANICAL GARDEN FANS	-	-	-	-	-	-	26,800	26,800
62428	NEW WORLD SYMPHONY ELEVATOR	-	-	-	-	-	-	1,005,000	1,005,000
62528	NEW WORLD SYMPHONY EXTERIOR PAINT	-	-	-	-	-	-	335,000	335,000
62628	NEW WORLD SYMPHONY FIRE ALARM	-	-	-	-	-	-	341,700	341,700
62728	HOLOCAUST MEMORIAL MIAMI BEACH RENO	-	-	-	-	-	-	335,000	335,000
62828	HOLOCAUST MEMORIAL MIAMI BEACH REP	-	-	-	-	-	-	536,000	536,000
62919	OUTDOOR TRAINING FACILITY (FIRE)	-	-	-	-	-	-	200,000	200,000
62928	HOLOCAUST MEMORIAL MIAMI BEACH REN	-	-	-	-	-	-	670,000	670,000
63028	HOLOCAUST MEMORIAL MIAMI BEACH REPL	-	-	-	-	-	-	670,000	670,000
63128	HOLOCAUST MEMORIAL MIAMI BEACH ROOF	-	-	-	-	-	-	335,000	335,000
63228	RHYTHM FOUNDATION AT NORTH MIAMI BE	-	-	-	-	-	-	201,000	201,000
63328	MIAMI CITY BALLET 3RD FLOOR WOOD FL	-	-	-	-	-	-	200,000	200,000

MIAMIBEACH

CITY OF MIAMI BEACH
FY 2023 - 2027 CAPITAL IMPROVEMENT PLAN BY FUNDING SUMMARY

ATTACHMENT A

PROJECT	PROJECT NAME	Previous Years	FY 2023	FY 2024	FY 2025	FY 2026	FY 2027	Future	Total
63519	BUOY PARK REFORESTATION IMPROVEMENT	-	-	-	-	-	-	150,000	150,000
20078	CITYWIDE STREET PAVEMENT	-	-	-	-	-	-	15,000,000	15,000,000
20128	POLICE HQ FACILITY	-	-	-	-	-	-	3,000,000	3,000,000
66418	FLAMINGO POOL DECK & PUMP ROOM	-	-	-	-	-	-	374,000	374,000
66518	SECURITY AUDIO SYSTEM FOR ALL POOLS	-	-	-	-	-	-	100,000	100,000
68120	NORMANDY SHORES GOLF CLUB PUMPS	-	-	-	-	-	-	196,000	196,000
68227	WATERWAY MARKERS PHASE II	-	-	-	-	-	-	1,134,000	1,134,000
68327	NORTH SHORE PARK BASEBALL SCOREBD.	-	-	-	-	-	-	82,000	82,000
68427	NORTH SHORE PARK YOUTH CENTER GYM	-	-	-	-	-	-	60,000	60,000
68527	SCOTT RAKOW YOUTH CENTER GYM BLEACH	-	-	-	-	-	-	60,000	60,000
68627	NORMANDY SHORES GOLF CLUB RANGE TEE	-	-	-	-	-	-	120,000	120,000
68727	SCOTT RAKOW YOUTH CNTR INTERCOM SYS	-	-	-	-	-	-	25,000	25,000
68827	NORTH SHORE PARK INTERCOM SYSTEM	-	-	-	-	-	-	25,000	25,000
69027	MAURICE GIBB PARK CCTV	-	-	-	-	-	-	150,000	150,000
69127	NIMBLE CCTV FAST STORAGE SERVER	-	-	-	-	-	-	397,000	397,000
69227	DRONE FLEET REPLACEMENT	-	-	-	-	-	-	200,000	200,000
69327	BRITTANY BAY PARK CCTV	-	-	-	-	-	-	125,000	125,000
69427	NORTH BEACH OCEANSIDE PARK CCTV	-	-	-	-	-	-	340,000	340,000
69527	CHASE AVENUE SHARED PATH CCTV	-	-	-	-	-	-	50,000	50,000
69627	PRIDE PARK CCTV (NO INFRASTRUCTURE)	-	-	-	-	-	-	125,000	125,000
69727	MICROWAVE NETWORK UPGRADE AND CONVE	-	-	-	-	-	-	600,000	600,000
69827	MBPD K-9 TRAINING FACILITY	-	-	-	-	-	-	98,000	98,000
69927	MIAMI BEACH BANDSHELL BACK OF HOUSE	-	-	-	-	-	-	1,525,500	1,525,500
	Fund Total:	**27,798,310**	**24,739,449**	**3,482,186**	**3,242,159**	**3,007,119**	**3,476,887**	**140,432,453**	**206,178,563**
303 GRANT FUNDED									
23380	PALM & HIBISCUS NEIGHBORHOOD IMPROVEMENTS	480,209	-	-	-	-	-	-	480,209
	Fund Total:	**480,209**	**-**	**-**	**-**	**-**	**-**	**-**	**480,209**
304 CAPITAL RESERVE									
20918	BRITTANY BAY PARK	295,000	-	-	-	-	-	-	295,000
21270	VENETIAN NEIGH. -ISLANDS	595,680	-	-	-	-	-	-	595,680
22750	ALTOS DEL MAR PARK	384,823	-	-	-	-	-	-	384,823
23180	BAYSHORE NEIGH. BID PACK D	639,000	-	-	-	-	-	-	639,000
23200	FLAMINGO PARK	295,000	-	-	-	-	-	-	295,000
23360	WEST AVE/BAY RD NEIGH.	30,000	-	-	-	-	-	-	30,000
23380	PALM & HIBISCUS NEIGHBORHOOD IMPROVEMENTS	3,288,290	-	-	-	-	-	-	3,288,290
25750	WEST AVE BDG OVER COLLINS CANAL	2,224,213	-	-	-	-	-	-	2,224,213
28610	RUE VENDOME PUBLIC PLAZA	717,705	-	-	-	-	-	-	717,705

MIAMIBEACH

CITY OF MIAMI BEACH
FY 2023 - 2027 CAPITAL IMPROVEMENT PLAN BY FUNDING SUMMARY

ATTACHMENT A

PROJECT	PROJECT NAME	Previous Years	FY 2023	FY 2024	FY 2025	FY 2026	FY 2027	Future	Total
28940	BAYSHORE NEIGH. CENTRAL - SOUTH	22,790	-	-	-	-	-	-	22,790
29600	MUSS PARK FACILITY	245,000	-	-	-	-	-	-	245,000
63822	1755 ROOF REPLACEMENT	120,000	-	-	-	-	-	-	120,000
	Fund Total:	**8,857,501**	**-**	**-**	**-**	**-**	**-**	**-**	**8,857,501**
305 SB QUALITY OF LIFE REST.TAX 1%									
20001	ALTON ROAD FOUNTAIN AT 20TH STREET	279,000	-	-	-	-	-	-	279,000
20011	WORLD WAR MEMORIAL	62,000	-	-	-	-	-	-	62,000
20177	OCEAN DR. EXTENDED SIDEWALK PROJECT	164,650	-	-	-	-	-	-	164,650
20223	LUMMUS PARK PLAYGROUND REPLACEMENT	-	-	-	-	750,000	-	-	750,000
20326	PASSIVE PARK ON 63RD AND PINETREE	-	-	-	-	-	828,000	-	828,000
20418	COLLINS PARK PERFORMING ARTS VENUE	-	-	-	1,179,000	-	-	-	1,179,000
20597	WEST AVENUE PHASE II	67,781	-	-	-	-	-	-	67,781
21119	BAYWALK 10TH TO 12TH STREET	310,000	-	-	-	-	-	-	310,000
21218	5TH STREET FLYOVER LIGHTING	148,779	-	-	-	-	-	-	148,779
21821	MBPD HEADQUARTERS RENOVATION	49,900	-	-	-	-	-	-	49,900
22118	ENTERTAINMENT DISTRICT CAMERAS	170,000	-	-	-	-	-	-	170,000
23200	FLAMINGO PARK	2,460,322	-	-	-	-	-	-	2,460,322
23423	COLLINS PARK ARTIST WRKFRC. HOUSING	-	2,414,551	-	-	-	-	-	2,414,551
25750	WEST AVE BDG OVER COLLINS CANAL	334,000	-	-	-	-	-	-	334,000
27360	RESTORATIVE TREEWELL-PH 4-SOUTH BCH	690,000	-	-	-	-	-	-	690,000
27800	STREET LIGHTING IMPROVEMENTS	201,988	-	-	-	-	-	-	201,988
28550	LIFEGUARD STAND REPLACEMENTS	1,798,800	-	-	-	-	-	-	1,798,800
28560	COLLINS PK LIGHTING SOUND SYSTEM	236,000	-	-	-	-	-	-	236,000
29760	RESTORATIVE TREEWELL-PH 3	683,911	-	-	-	-	-	-	683,911
60177	SOUTH BEACH PEDESTRIAN ZONES	300,000	-	-	200,000	-	-	-	500,000
60420	FIRE STATION 2-A/C REPLACEMENT	18,700	-	-	-	-	-	-	18,700
60720	BEACHWALK TREE WELLS 14-22 STREET	150,000	-	-	-	-	-	-	150,000
60825	BASS MUSEUM RETAINING WALL TILES	-	-	-	-	-	27,500	-	27,500
60925	COLONY THEATER EXTERIOR PAINTING	-	-	-	-	-	224,000	-	224,000
61025	FILLMORE MIAMI BEACH EXT. WINDOW	-	-	-	-	-	299,040	-	299,040
61125	MIAMI CITY BALLET OFFICE AREA FLOOR	-	-	-	-	-	145,600	-	145,600
61226	COLONY THEATER LOADING DOCK DOORS	-	-	-	-	55,000	-	-	55,000
61419	BEACHFRONT RESTROOMS-RENOVATIONS	25,000	-	-	-	-	-	-	25,000
61524	BASS MUSEUM EXTERIOR LIGHTING RENEW	-	-	-	-	86,000	-	-	86,000
61624	MIAMI CITY BALLET STUDIO BLACKOUT	-	-	-	-	37,000	-	-	37,000
61724	COLONY THEATER ACOUSTIC CURTAINS	-	-	-	-	50,000	-	-	50,000
61824	RESTORATION OF MERMAID SCULPTURE	-	-	-	-	133,000	-	-	133,000

MIAMIBEACH

CITY OF MIAMI BEACH
FY 2023 - 2027 CAPITAL IMPROVEMENT PLAN BY FUNDING SUMMARY

ATTACHMENT A

PROJECT	PROJECT NAME	Previous Years	FY 2023	FY 2024	FY 2025	FY 2026	FY 2027	Future	Total
61921	10TH ST. AUDIT. ENTRANCE DRAINAGE	-	-	250,000	-	-	-	-	250,000
62021	COLONY THEATER ELEVATOR	87,000	-	-	-	-	-	-	87,000
62022	FLAMINGO PARK TENNIS CENTER COURTS	130,000	-	-	-	-	-	-	130,000
62117	FIRE STATION #2 TRAINING TOWER	160,800	-	-	-	-	-	-	160,800
62119	BASS MUSEUM - ROOF REPLACEMENT	392,464	-	-	-	-	-	-	392,464
62121	BOTANICAL GARDENS RESTROOMS	50,500	-	-	-	-	-	-	50,500
62221	COLONY THEATER RESTROOM RENOVATION	-	-	73,000	-	-	-	-	73,000
62321	COLONY THEATER EXTERIOR PAINTING	-	-	68,000	-	-	-	-	68,000
62421	COLONY THEATER LED LIGHTS UPGRADE	-	-	40,000	-	-	-	-	40,000
62519	BEACHWALK DRAINAGE-S.POINTE - 23 ST	220,000	-	-	-	-	-	-	220,000
62523	ARTISTIC BOLLARDS	-	-	250,000	-	-	-	-	250,000
62922	BASS MUSEUM EXTERIOR WALL REPAIRS	-	-	39,000	-	-	-	-	39,000
63022	MIAMI CITY BALLET EXIT SIGN RENEWAL	-	-	73,000	-	-	-	-	73,000
63080	BEACH RESTROOMS PAINT AND CONCRETE	15,275	-	-	-	-	-	-	15,275
63122	10TH ST AUDITORIUM LED UPGRADE	-	-	104,000	-	-	-	-	104,000
63222	COLONY THEATER EXIT SIGN RENEWAL	-	-	36,000	-	-	-	-	36,000
63720	10TH ST AUDITORIUM-LOUVERS	52,000	-	-	-	-	-	-	52,000
63923	BASS MUSEUM KEYSTONE SEAL	-	-	63,000	-	-	-	-	63,000
64023	MIAMI CITY BALLET VARIABLE AIR VAL.	-	-	-	34,000	-	-	-	34,000
64123	COLONY THEATER IMPACT GLASS	-	-	103,000	-	-	-	-	103,000
64221	BASS MUSEUM WINDOW REPLACEMENT	67,355	-	-	-	-	-	-	67,355
64223	BASS MUSEUM INTERIOR GALLERY WALL	-	-	63,000	-	-	-	-	63,000
64321	BASS MUSEUM CONDENSER WATER PUMPS	45,450	-	-	-	-	-	-	45,450
64323	MIAMI CITY BALLET ACCESS CONTROL	-	-	50,000	-	-	-	-	50,000
64421	MBPD CUBAN MONUMENT RESTORATION	26,545	-	-	-	-	-	-	26,545
64423	MIAMI CITY BALLET UV LIGHT RETROFIT	-	-	33,000	-	-	-	-	33,000
64521	10TH ST AUDITORIUM HEAT PUMP RENEWL	191,900	-	-	-	-	-	-	191,900
64523	MIAMI CITY BALLET BOARD ROOM CARPET	-	-	88,000	-	-	-	-	88,000
64621	CITYWIDE PK LANDSCAPING IMPROVEMENT	200,000	-	-	-	-	-	-	200,000
64623	BASS MUSEUM GALLERY FLOOR RENO.	-	-	226,000	-	-	-	-	226,000
64723	10TH STREET AUDITORIUM SECURITY ENH	-	-	34,000	-	-	-	-	34,000
64823	BASS MUSEUM TRANQUILITY FOUNTAIN	-	-	46,000	-	-	-	-	46,000
64918	SMART LIGHTING MASTER PLAN	664,012	-	-	-	503,233	296,767	-	1,464,012
65220	MIAMI CITY BALLET STUDIO FLOORING	179,000	-	-	-	-	-	-	179,000
65222	MDPL MUSEUM MASTERTPLAN	175,000	-	-	-	-	-	-	175,000
65422	WATERWAY MARKERS & SIGNS	263,000	-	-	-	-	-	-	263,000
65522	BASS MUSEUM 40 YEAR RECERTIFICATION	100,000	-	-	-	-	-	-	100,000

MIAMIBEACH

CITY OF MIAMI BEACH
FY 2023 - 2027 CAPITAL IMPROVEMENT PLAN BY FUNDING SUMMARY

ATTACHMENT A

PROJECT	PROJECT NAME	Previous Years	FY 2023	FY 2024	FY 2025	FY 2026	FY 2027	Future	Total
65821	FILLMORE ESCALATOR REPAIRS	74,694	-	-	-	-	-	-	74,694
65923	BASS MUSEUM FIRE ALARM REPLACEMENT	-	276,000	-	-	-	-	-	276,000
66021	SOUTH POINTE PARK RESTROOMS RENO.	20,000	-	-	-	-	-	-	20,000
66022	SOUTH POINTE PARK SPLASH PAD	-	-	-	249,000	-	-	-	249,000
66023	BEACH SHOWERS AT LUMMUS PARK	-	171,000	-	-	-	-	-	171,000
66420	DADE BOULEVARD PEDESTRIAN PATHWAY	225,000	-	-	-	-	-	-	225,000
66520	SOUTH BEACH ROW LANDSCAPE	280,000	-	-	170,915	229,085	-	-	680,000
66720	COLONY THEATER-SOUND AND VIDEO	-	-	107,000	-	-	-	-	107,000
66920	S. P. PARK-FISHING PIER RAILING REP	198,000	-	-	-	-	-	-	198,000
67120	SOUNDSCAPE PARK IMPROVEMENTS	28,000	-	-	-	-	-	-	28,000
68820	BEACH RESTROOMS EXHAUST SYSTEMS	19,000	-	-	-	-	-	-	19,000
69620	S. BOWL SIGNAGE/ PAINTING/ LIGHTING	150,000	-	-	-	-	-	-	150,000
	Fund Total:	**12,165,826**	**2,861,551**	**1,746,000**	**1,832,915**	**1,843,318**	**1,820,907**	**-**	**22,270,517**
306 MB QUALITY OF LIFE RESO.TX 1%									
20108	MIAMI B. GOLF COURSE PRACTICE TEE	124,000	-	-	-	-	-	-	124,000
20110	28TH STREET OBELISK STABILIZATION	250,000	-	-	-	-	-	-	250,000
20123	INDIAN BCH PK PLAYGROUND EXPANSION	792,000	-	-	-	-	-	-	792,000
21019	SHORT-TERM 41ST ST RECOMMENDATIONS	100,000	-	-	-	-	-	-	100,000
21420	MB GOLF COURSE IRRIGATION PUMP	100,000	-	-	-	-	-	-	100,000
21620	SECURITY CAMERAS ON BEACHWALK 23-46	903,000	-	-	-	-	-	-	903,000
26270	BAYSHORE PARK (PAR 3)	2,390,000	-	-	-	-	-	-	2,390,000
27800	STREET LIGHTING IMPROVEMENTS	493,600	-	-	-	-	-	-	493,600
28070	MIDDLE BEACH REC. CORRIDOR PH III	2,675,000	-	-	-	-	-	-	2,675,000
28550	LIFEGUARD STAND REPLACEMENTS	540,000	-	-	-	-	-	-	540,000
28850	MAURICE GIBB PARK REDESIGN	1,973,482	-	-	-	-	-	-	1,973,482
29600	MUSS PARK FACILITY	2,450,000	-	-	-	-	-	-	2,450,000
29810	ALLEYWAY RESTORATION PH III	60,000	-	-	-	-	-	-	60,000
60077	FIRE STATION 2 ALARM SYSTEM	10,000	-	-	-	-	-	-	10,000
60121	BEACHVIEW PARK IMPROVEMENTS	-	-	810,000	-	-	-	-	810,000
60725	MIAMI BEACH GOLF CLUB PATIO AWNING	-	-	-	120,000	-	-	-	120,000
60824	MB GOLF CLUBHOUSE CARPET REPLACEMNT	-	-	-	42,000	-	-	-	42,000
61224	MIAMI BEACH GOLF CLUB HOLE # 3 LAKE	-	-	60,000	-	-	-	-	60,000
61419	BEACHFRONT RESTROOMS-RENOVATIONS	26,000	-	-	-	-	-	-	26,000
61719	41ST STREET BRIDGES REPAIR	440,000	-	-	-	-	-	-	440,000
61819	BEACHWALK DRAINAGE - 24 ST TO 46 ST	100,000	-	-	-	-	-	-	100,000
61822	MB GOLF CLUB DRIVING RANGE NETTING	114,000	-	-	-	-	-	-	114,000
61919	41ST STREET FOUNTAIN RESTORATION	122,000	-	-	-	-	-	-	122,000

MIAMIBEACH

CITY OF MIAMI BEACH
FY 2023 - 2027 CAPITAL IMPROVEMENT PLAN BY FUNDING SUMMARY

ATTACHMENT A

PROJECT	PROJECT NAME	Previous Years	FY 2023	FY 2024	FY 2025	FY 2026	FY 2027	Future	Total
61922	MB GOLF CLUBHOUSE PAINTING	-	-	70,000	-	-	-	-	70,000
62019	MIDDLE BEACH ROW LANDSCAPE	182,000	-	-	50,000	50,000	-	-	282,000
62023	MB GOLF CLUB KITCHEN FLOOR REPLACMT	43,000	-	-	-	-	-	-	43,000
62117	FIRE STATION #2 TRAINING TOWER	80,091	-	-	-	-	-	-	80,091
62423	SECURITY CAMERA BCHWALK - 46-63 ST	-	-	1,816,000	-	-	-	-	1,816,000
62523	ARTISTIC BOLLARDS	-	-	250,000	-	-	-	-	250,000
63622	MB GOLF CLUB REEL GRINDERS REPLACMT	71,000	-	-	-	-	-	-	71,000
64119	INDIAN CREEK LANDSCAPE & IRRIGATION	363,500	1,227,000	-	-	-	-	-	1,590,500
64121	FIRE STATION #3 40 YEAR RECERT.	48,700	-	-	-	-	-	-	48,700
64918	SMART LIGHTING MASTER PLAN	200,000	-	-	600,000	200,000	-	-	1,000,000
65322	MIAMI BEACH GOLF CLUB LAKE AERATION	45,000	-	-	-	-	-	-	45,000
65422	WATERWAY MARKERS & SIGNS	132,000	-	-	-	-	-	-	132,000
66322	NON-MOTORIZED VESSEL KAYAK LAUNCH	70,000	-	-	400,000	-	-	-	470,000
68820	BEACH RESTROOMS EXHAUST SYSTEMS	9,000	-	-	-	-	-	-	9,000
	Fund Total:	**14,907,373**	**1,227,000**	**3,006,000**	**1,212,000**	**250,000**	**-**	**-**	**20,602,373**
307 NB QUAL OF LIFE RESORT TAX 1%									
20023	ALLISON PARK PLAYGROUND REPLACEMENT	-	-	-	795,000	-	-	-	795,000
20421	NORTH SHORE BANDSHELL REAR CANOPY	310,000	-	-	-	-	-	-	310,000
20627	NORTH SHORE BANDSHELL CANOPY	668,000	-	-	-	-	-	-	668,000
20920	NORTH SHORE BANDSHELL REAR SEATING	188,000	-	-	-	-	-	-	188,000
22150	72 ST. COMMUNITY COMPLEX	346,000	-	-	-	-	-	-	346,000
22218	NORTH BEACH YARD	59,263	-	-	-	-	-	-	59,263
22750	ALTOS DEL MAR PARK	1,350,000	-	-	-	-	-	-	1,350,000
25380	BAND SHELL MASTER PLAN	1,133,372	-	-	-	-	-	-	1,133,372
26500	KAYAK LAUNCH DOCKS	644,080	-	-	-	-	-	-	644,080
27800	STREET LIGHTING IMPROVEMENTS	717	-	629,000	-	-	-	-	629,717
27950	NORTH BEACH OCEANSIDE PARK	3,675,000	-	-	-	-	-	-	3,675,000
28550	LIFEGUARD STAND REPLACEMENTS	540,000	-	-	-	-	-	-	540,000
28600	NSPYC EXTERIOR CAFE AND RESTROOMS	1,001,000	-	-	-	-	-	-	1,001,000
28610	RUE VENDOME PUBLIC PLAZA	1,794,000	-	-	-	-	-	-	1,794,000
28630	BONITA DRIVE STREET END IMPROVEMENT	135,000	-	-	-	-	-	-	135,000
29550	CMB SKATEPARK	150,280	-	-	-	-	-	-	150,280
29620	ALLISON PARK REDESIGN	1,432,000	-	-	-	-	-	-	1,432,000
29810	ALLEYWAY RESTORATION PH III	60,000	-	-	-	-	-	-	60,000
60237	COLLINS / HARDING ALLEY RESTORATION	100,000	-	-	-	-	-	-	100,000
60921	N. SHORES GOLF CLUB-CLUBHOUSE ROOF	-	184,000	-	-	-	-	-	184,000
61024	MIAMI BEACH TENNIS CENTER COURT RES	-	-	185,000	-	-	-	-	185,000

MIAMIBEACH

CITY OF MIAMI BEACH
FY 2023 - 2027 CAPITAL IMPROVEMENT PLAN BY FUNDING SUMMARY

ATTACHMENT A

PROJECT	PROJECT NAME	Previous Years	FY 2023	FY 2024	FY 2025	FY 2026	FY 2027	Future	Total
61124	NORTH BEACH OCEANSIDE PARK DOG PARK	-	-	-	95,500	-	-	-	95,500
61219	N. SHORE TENNIS FACILITY FENCE	47,000	-	-	-	-	-	-	47,000
61319	N. SHORE BANDSHELL PLUMBING REPAIRS	30,000	-	-	-	-	-	-	30,000
61419	BEACHFRONT RESTROOMS-RENOVATIONS	72,000	-	-	-	-	-	-	72,000
61619	NORTH BEACH ROW LANDSCAPING	157,000	-	312,613	112,613	-	-	-	582,226
62523	ARTISTIC BOLLARDS	-	-	250,000	-	-	-	-	250,000
62623	SECURITY CAMERA BCHWALK - 63-79 ST	-	-	1,295,500	-	-	-	-	1,295,500
63318	NORMANDY ISLE PARK POOL RENOVATIONS	375,000	-	-	-	-	-	-	375,000
63522	NORTH SHORE BANDSHELL SIGNAGE REPL.	-	-	97,000	-	-	-	-	97,000
64160	PAINTING & LIGHTING OF BRIDGES	1,585,000	-	-	-	-	-	-	1,585,000
64190	ENTRANCE SIGNS TO NORTH BEACH	302,000	-	831,679	-	-	-	-	1,133,679
64722	SHANE ROWING CENTER HVAC UNITS REPL	76,000	-	-	-	-	-	-	76,000
64822	SHANE ROWING CENTER DOCK RAMP	-	-	227,000	-	-	-	-	227,000
64918	SMART LIGHTING MASTER PLAN	396,883	-	400,000	200,000	200,000	-	-	1,196,883
64922	NB O/S PK BEACHWALK CCTV 79-87 ST	156,000	-	-	-	-	-	-	156,000
65921	71ST STREET BUSINESS CORRIDOR LIGHT	69,000	-	-	-	-	-	-	69,000
67140	81ST ST PEDESTRIAN BRIDGE	180,000	-	-	-	-	-	-	180,000
68820	BEACH RESTROOMS EXHAUST SYSTEMS	7,000	-	-	-	-	-	-	7,000
	Fund Total:	**17,039,595**	**184,000**	**4,227,792**	**1,203,113**	**200,000**	**-**	**-**	**22,854,500**
308 RESORT TAX REV. BONDS 2015									
28160	CONVENTION CENTER RENOVATION	216,632,193	-	-	-	-	-	-	216,632,193
	Fund Total:	**216,632,193**	**-**	**-**	**-**	**-**	**-**	**-**	**216,632,193**
309 RDA SERIES 2015A									
23023	MBCC COOLING TOWER OVERHAUL	-	300,000	-	-	-	-	-	300,000
23123	MBCC RENOVATION PUNCH LIST ITEMS	-	501,000	-	-	-	-	-	501,000
28160	CONVENTION CENTER RENOVATION	268,602,420	-	-	-	-	-	-	268,602,420
28170	CONVENTION CENTER PARK	7,750,000	1,197,000	-	-	-	-	-	8,947,000
28180	CONVENTION CENTER - CARL FISHER	3,997,580	-	-	-	-	-	-	3,997,580
29310	CONVENTION CNTR LINCN RD CONNECTOR	10,000,000	-	-	-	-	-	-	10,000,000
29320	17TH STREET NORTH IMPROVEMENTS	2,000,000	-	-	-	-	-	-	2,000,000
	Fund Total:	**292,350,000**	**1,998,000**	**-**	**-**	**-**	**-**	**-**	**294,348,000**
320 GENERAL CAPITAL -MDC ILA									
20597	WEST AVENUE PHASE II	7,390,575	-	-	-	-	-	-	7,390,575
21220	INDIAN CREEK STREET DRAINAGE IMP.	352,755	-	-	-	-	-	-	352,755
23000	SUNSET HARBOUR PUMPSTATION UPGRADES	989,081	-	-	-	-	-	-	989,081
	Fund Total:	**8,732,411**	**-**	**-**	**-**	**-**	**-**	**-**	**8,732,411**

MIAMIBEACH

CITY OF MIAMI BEACH
FY 2023 - 2027 CAPITAL IMPROVEMENT PLAN BY FUNDING SUMMARY

ATTACHMENT A

PROJECT	PROJECT NAME	Previous Years	FY 2023	FY 2024	FY 2025	FY 2026	FY 2027	Future	Total
350 PALM ISLAND UNDERGROUND UTILIT									
23380	PALM & HIBISCUS NEIGHBORHOOD IMPROVEMENTS	1,337,096	-	-	-	-	-	-	1,337,096
	Fund Total:	**1,337,096**	**-**	**-**	**-**	**-**	**-**	**-**	**1,337,096**
351 REALLOC. FUNDS-OTHER CAP. PROJ									
20297	EXPANSION OF CITY WIDE SURVEILLANCE	180,000	-	-	-	-	-	-	180,000
25750	WEST AVE BDG OVER COLLINS CANAL	59,952	-	-	-	-	-	-	59,952
	Fund Total:	**239,952**	**-**	**-**	**-**	**-**	**-**	**-**	**239,952**
365 CITY CENTER RDA CAP FUND									
23270	CITY CENTER COMMERCIAL DISTRICT BPB	13,539,610	-	-	-	-	-	-	13,539,610
23360	WEST AVE/BAY RD NEIGH.	750,000	-	-	-	-	-	-	750,000
25650	CITYWIDE CURB RAMP INSTALLATION	1,500	-	-	-	-	-	-	1,500
25980	BASS MUSEUM GENERATOR	117,816	-	-	-	-	-	-	117,816
27070	BEACHWALK LIGHTING RETRO	665,625	-	-	-	-	-	-	665,625
27600	SEAWALL-BOTANICAL GARDEN	1,208,662	-	-	-	-	-	-	1,208,662
27780	MIAMI CITY BALLET WINDOWS	126,799	-	-	-	-	-	-	126,799
28010	COLLINS PARK PARKING GARAGE	25,521,271	-	-	-	-	-	-	25,521,271
28160	CONVENTION CENTER RENOVATION	21,114,221	-	-	-	-	-	-	21,114,221
28180	CONVENTION CENTER - CARL FISHER	265,320	-	-	-	-	-	-	265,320
29300	LINCOLN RD LENOX-COLLINS W/SIDE ST.	20,000,000	-	-	-	-	-	-	20,000,000
29500	COLLINS CANAL ENHANCEMENT PROJECT	2,999,999	-	-	-	-	-	-	2,999,999
29530	COLLINS PARK ANCILLARY IMPROVEMENTS	4,000,000	-	-	-	-	-	-	4,000,000
29880	LINCOLN RD MALL ADA PEDESTRIAN	87,500	-	-	-	-	-	-	87,500
	Fund Total:	**90,398,323**	**-**	**-**	**-**	**-**	**-**	**-**	**90,398,323**
366 PARKS AND REC. BEAUTIF. FUNDS									
20577	BELLE ISLE PARK PLAYGROUND	230,000	-	-	-	-	-	-	230,000
21270	VENETIAN NEIGH. -ISLANDS	23,355	-	-	-	-	-	-	23,355
23000	SUNSET HARBOUR PUMPSTATION UPGRADES	440,800	-	-	-	-	-	-	440,800
28850	MAURICE GIBB PARK REDESIGN	626,542	-	-	-	-	-	-	626,542
61920	MAURICE GIBB SOIL REMEDIATION	196,000	-	-	-	-	-	-	196,000
67420	FLAMINGO PARK POOL PLAYGROUND	65,383	-	-	-	-	-	-	65,383
	Fund Total:	**1,582,080**	**-**	**-**	**-**	**-**	**-**	**-**	**1,582,080**
369 GULF BREEZE BOND FUND -OTHER									
64822	SHANE ROWING CENTER DOCK RAMP	413,000	-	-	-	-	-	-	413,000
	Fund Total:	**413,000**	**-**	**-**	**-**	**-**	**-**	**-**	**413,000**
370 RCP -1996 15M GO BOND									
20577	BELLE ISLE PARK PLAYGROUND	5,566	-	-	-	-	-	-	5,566
22750	ALTOS DEL MAR PARK	315,849	-	-	-	-	-	-	315,849

MIAMIBEACH

CITY OF MIAMI BEACH
FY 2023 - 2027 CAPITAL IMPROVEMENT PLAN BY FUNDING SUMMARY

ATTACHMENT A

PROJECT	PROJECT NAME	Previous Years	FY 2023	FY 2024	FY 2025	FY 2026	FY 2027	Future	Total
23200	FLAMINGO PARK	336,423	-	-	-	-	-	-	336,423
67420	FLAMINGO PARK POOL PLAYGROUND	104,175	-	-	-	-	-	-	104,175
	Fund Total:	**762,013**	**-**	**-**	**-**	**-**	**-**	**-**	**762,013**
372 MDC ILA CONSTRUCTION OF LIBRARY									
22150	72 ST. COMMUNITY COMPLEX	-	961,262	-	-	-	-	-	961,262
	Fund Total:	**-**	**961,262**	**-**	**-**	**-**	**-**	**-**	**961,262**
373 99 GO BONDS-NEIGHBORHOOD IMPRO									
22050	BAYSHORE NEIGH. BID PACK A	(200)	-	-	-	-	-	-	(200)
23180	BAYSHORE NEIGH. BID PACK D	3,828	-	-	-	-	-	-	3,828
23220	NORTH SHORE NEIGH. IMPROVEMENTS	427,541	-	-	-	-	-	-	427,541
23240	LA GORCE NEIGHBORHOOD IMPROVEMENTS	64,203	-	-	-	-	-	-	64,203
23360	WEST AVE/BAY RD NEIGH.	197,991	-	-	-	-	-	-	197,991
	Fund Total:	**693,363**	**-**	**-**	**-**	**-**	**-**	**-**	**693,363**
374 GULF BREEZE									
23200	FLAMINGO PARK	137,080	-	-	-	-	-	-	137,080
	Fund Total:	**137,080**	**-**	**-**	**-**	**-**	**-**	**-**	**137,080**
376 99 GO BONDS - NEIGHBORHOOD IMP									
21270	VENETIAN NEIGH. -ISLANDS	2,930,534	-	-	-	-	-	-	2,930,534
22050	BAYSHORE NEIGH. BID PACK A	417,634	-	-	-	-	-	-	417,634
23220	NORTH SHORE NEIGH. IMPROVEMENTS	245,045	-	-	-	-	-	-	245,045
23240	LA GORCE NEIGHBORHOOD IMPROVEMENTS	61	-	-	-	-	-	-	61
23360	WEST AVE/BAY RD NEIGH.	13,527	-	-	-	-	-	-	13,527
23380	PALM & HIBISCUS NEIGHBORHOOD IMPROVEMENTS	47,808	-	-	-	-	-	-	47,808
	Fund Total:	**3,654,609**	**-**	**-**	**-**	**-**	**-**	**-**	**3,654,609**
377 99 GO BONDS - PARKS & BEACHES									
22750	ALTOS DEL MAR PARK	109,643	-	-	-	-	-	-	109,643
23200	FLAMINGO PARK	203,400	-	-	-	-	-	-	203,400
	Fund Total:	**313,043**	**-**	**-**	**-**	**-**	**-**	**-**	**313,043**
378 99 GO BONDS FIRE SAFETY (B)									
67123	FIRE STATION 3 - SECURITY SYSTEM	-	43,000	-	-	-	-	-	43,000
	Fund Total:	**-**	**43,000**	**-**	**-**	**-**	**-**	**-**	**43,000**
379 SOUTH POINTE RDA									
20587	1ST STREET-ALTON RD TO WASHINGTON	4,669,616	-	-	-	-	-	-	4,669,616
23018	SOUTH POINTE PARK LIGHTING	585,000	-	-	-	-	-	-	585,000
23223	SOUTH OF FIFTH NEIGH. TRAFFIC CALM.	-	979,112	-	-	-	-	-	979,112
27370	54IN DIAMETER REDUNDANT SEWER FORCE	990,000	-	-	-	-	-	-	990,000
60177	SOUTH BEACH PEDESTRIAN ZONES	650,000	-	-	-	-	-	-	650,000

MIAMIBEACH

CITY OF MIAMI BEACH
FY 2023 - 2027 CAPITAL IMPROVEMENT PLAN BY FUNDING SUMMARY

ATTACHMENT A

PROJECT	PROJECT NAME	Previous Years	FY 2023	FY 2024	FY 2025	FY 2026	FY 2027	Future	Total
61117	RESTORATIVE TREE WELL TREATMENT	145,000	-	-	-	-	-	-	145,000
	Fund Total:	**7,039,616**	**979,112**	**-**	**-**	**-**	**-**	**-**	**8,018,728**
381 2001 GULF BREEZE - NORM. GOLF									
67223	NORMANDY SHORES GOLF CLUB KITCH. FL	-	27,000	-	-	-	-	-	27,000
	Fund Total:	**-**	**27,000**	**-**	**-**	**-**	**-**	**-**	**27,000**
382 2003 G.O. BONDS-FIRE SAFETY									
60077	FIRE STATION 2 ALARM SYSTEM	89,000	-	-	-	-	-	-	89,000
67323	FIRE STATION 2 ADMIN - EXIT SIGNS	-	34,033	-	-	-	-	-	34,033
	Fund Total:	**89,000**	**34,033**	**-**	**-**	**-**	**-**	**-**	**123,033**
383 2003 GO BONDS-PARKS & BEACHES									
20237	FAIRWAY PARK IMPROVEMENTS	116	-	-	-	-	-	-	116
20577	BELLE ISLE PARK PLAYGROUND	46,349	-	-	-	-	-	-	46,349
22750	ALTOS DEL MAR PARK	2,790,357	-	-	-	-	-	-	2,790,357
23200	FLAMINGO PARK	4,648,453	-	-	-	-	-	-	4,648,453
67420	FLAMINGO PARK POOL PLAYGROUND	76,026	-	-	-	-	-	-	76,026
67423	BEACH WALK PONDING AT 53RD STREET	-	54,039	-	-	-	-	-	54,039
	Fund Total:	**7,561,301**	**54,039**	**-**	**-**	**-**	**-**	**-**	**7,615,340**
384 2003 GO BONDS - NEIGHBORHOODS									
20327	2 WAY CONVERSION 42ND ST. SHERIDAN	510,000	-	-	-	-	-	-	510,000
20597	WEST AVENUE PHASE II	3,010,683	-	-	-	-	-	-	3,010,683
21270	VENETIAN NEIGH. -ISLANDS	4,044,649	-	-	-	-	-	-	4,044,649
22050	BAYSHORE NEIGH. BID PACK A	3,106,901	-	-	-	-	-	-	3,106,901
23180	BAYSHORE NEIGH. BID PACK D	300,344	-	-	-	-	-	-	300,344
23220	NORTH SHORE NEIGH. IMPROVEMENTS	668,191	-	-	-	-	-	-	668,191
23240	LA GORCE NEIGHBORHOOD IMPROVEMENTS	372,930	-	-	-	-	-	-	372,930
23360	WEST AVE/BAY RD NEIGH.	3,878,208	-	-	-	-	-	-	3,878,208
23380	PALM & HIBISCUS NEIGHBORHOOD IMPROVEMENTS	567,822	-	-	-	-	-	-	567,822
25750	WEST AVE BDG OVER COLLINS CANAL	65,738	-	-	-	-	-	-	65,738
28940	BAYSHORE NEIGH. CENTRAL - SOUTH	3,795,522	-	-	-	-	-	-	3,795,522
29500	COLLINS CANAL ENHANCEMENT PROJECT	1,428,192	-	-	-	-	-	-	1,428,192
60257	BAY DRIVE NEIGHBORHOOD GREENWAY	100,000	-	-	-	-	-	-	100,000
	Fund Total:	**21,849,180**	**-**	**-**	**-**	**-**	**-**	**-**	**21,849,180**
388 MDC CDT INTERLOCAL-CDT/RTX									
20587	1ST STREET-ALTON RD TO WASHINGTON	70,931	-	-	-	-	-	-	70,931
20597	WEST AVENUE PHASE II	501,093	-	-	-	-	-	-	501,093
23200	FLAMINGO PARK	5,562,273	-	-	-	-	-	-	5,562,273
26270	BAYSHORE PARK (PAR 3)	4,558,090	-	-	-	-	-	-	4,558,090

MIAMIBEACH

CITY OF MIAMI BEACH
FY 2023 - 2027 CAPITAL IMPROVEMENT PLAN BY FUNDING SUMMARY

ATTACHMENT A

PROJECT	PROJECT NAME	Previous Years	FY 2023	FY 2024	FY 2025	FY 2026	FY 2027	Future	Total
27950	NORTH BEACH OCEANSIDE PARK	1,907,075	-	-	-	-	-	-	1,907,075
66718	BEACH STORAGE AREA ENCLOSURE	170,000	-	-	-	-	-	-	170,000
	Fund Total:	**12,769,462**	**-**	**-**	**-**	**-**	**-**	**-**	**12,769,462**
389 SOUTH POINTE CAPITAL									
20587	1ST STREET-ALTON RD TO WASHINGTON	5,446,274	-	-	-	-	-	-	5,446,274
21220	INDIAN CREEK STREET DRAINAGE IMP.	2,500,368	-	-	-	-	-	-	2,500,368
23000	SUNSET HARBOUR PUMPSTATION UPGRADES	551,300	-	-	-	-	-	-	551,300
23270	CITY CENTER COMMERCIAL DISTRICT BPB	3,381,241	-	-	-	-	-	-	3,381,241
23323	SOUTH OF FIFTH NEIGHBORHOOD TRAFFIC	-	31,150	-	-	-	-	-	31,150
23360	WEST AVE/BAY RD NEIGH.	4,900,000	-	-	-	-	-	-	4,900,000
23618	LENOX COURT & JEFFERSON AVE SEAWALL	300,000	-	-	-	-	-	-	300,000
25650	CITYWIDE CURB RAMP INSTALLATION	10,500	-	-	-	-	-	-	10,500
26340	PENRODS AT 1 OCEAN DR. PARKING LOT	2,798,310	-	-	-	-	-	-	2,798,310
27370	54IN DIAMETER REDUNDANT SEWER FORCE	6,600,000	-	-	-	-	-	-	6,600,000
28550	LIFEGUARD STAND REPLACEMENTS	300,000	-	-	-	-	-	-	300,000
28740	SEAWALL - HOLOCAUST MEMORIAL	100,000	-	-	-	-	-	-	100,000
28780	SEAWALL DADE BLVD - WASHINGTON AVE	1,625,000	-	-	-	-	-	-	1,625,000
28790	CONVENTION CENTER DR TO WASHINGTON	1,800,000	-	-	-	-	-	-	1,800,000
28820	INDIAN BEACH PARK SEAWALL	715,000	-	-	-	-	-	-	715,000
29560	BRITTANY BAY PARK SEAWALL	1,109,000	-	-	-	-	-	-	1,109,000
61117	RESTORATIVE TREE WELL TREATMENT	147,000	-	-	-	-	-	-	147,000
65219	SOUTH POINTE PARK HVAC REPLACEMENT	50,000	-	-	-	-	-	-	50,000
66618	SOUTH POINTE PK-FIRE ALARM RENEWAL	35,000	-	-	-	-	-	-	35,000
	Fund Total:	**32,368,993**	**31,150**	**-**	**-**	**-**	**-**	**-**	**32,400,143**
390 MIAMI-DADE COUNTY BOND									
23200	FLAMINGO PARK	3,099,000	-	-	-	-	-	-	3,099,000
25380	BAND SHELL MASTER PLAN	1,500,000	-	-	-	-	-	-	1,500,000
	Fund Total:	**4,599,000**	**-**	**-**	**-**	**-**	**-**	**-**	**4,599,000**
391 2019 GO BONDS – PARKS									
25019	GO#1: 72 ST. COMMUNITY COMPLEX	10,800,000	-	-	-	-	-	-	10,800,000
25119	GO#2: COLLINS PARK	557,287	-	-	-	-	-	-	557,287
25219	GO#3: CRESPI PARK	184,921	-	-	-	-	-	-	184,921
25319	GO#4: FAIRWAY PARK	260,000	-	-	-	-	-	-	260,000
25419	GO#5: FLAMINGO PARK & YOUTH CENTER	15,400,000	-	-	-	-	-	-	15,400,000
25719	GO#8: LUMMUS PARK	4,737,000	-	-	-	-	-	-	4,737,000
25819	GO#9: MARJORY STONEMAN DOUGLAS PARK	682,000	-	-	-	-	-	-	682,000
25919	GO#10: MAURICE GIBB PARK	4,500,000	-	-	-	-	-	-	4,500,000

MIAMIBEACH

CITY OF MIAMI BEACH
FY 2023 - 2027 CAPITAL IMPROVEMENT PLAN BY FUNDING SUMMARY

ATTACHMENT A

PROJECT	PROJECT NAME	Previous Years	FY 2023	FY 2024	FY 2025	FY 2026	FY 2027	Future	Total
26119	GO#12: NOBE OCEANSIDE PARK BEACHWLK	2,000,000	-	-	-	-	-	-	2,000,000
26219	GO#13: N.SHORE PARK & YOUTH CENTER	3,540,000	-	-	-	-	-	-	3,540,000
26319	GO#15: PAR 3 / BAYSHORE PARK	15,700,000	-	-	-	-	-	-	15,700,000
26419	GO#17: POLO PARK	493,675	-	-	-	-	-	-	493,675
26519	GO#18: SCOTT RAKOW YOUTH CENTER	4,053,045	-	-	-	-	-	-	4,053,045
26619	GO#19: SOUNDSCAPE PARK	4,500,000	-	-	-	-	-	-	4,500,000
26719	GO#23: BAYWLK PEDESTRIAN BRIDGE	10,000,000	-	-	-	-	-	-	10,000,000
26819	GO#24: MIDDLE BEACH BEACHWALK PH3	4,500,000	-	-	-	-	-	-	4,500,000
27119	GO#29: WEST LOTS	1,000,000	-	-	-	-	-	-	1,000,000
27219	GO#30: SKATE PARK	750,000	-	-	-	-	-	-	750,000
28919	GO#26: ROOFS FOR CULTURAL FACIL.	2,932,631	-	-	-	-	-	-	2,932,631
67819	GO#21: STILLWATER PARK	142,441	-	-	-	-	-	-	142,441
	Fund Total:	**86,733,000**	**-**	**-**	**-**	**-**	**-**	**-**	**86,733,000**
392 2019 GO BONDS - PUBLIC SAFETY									
22819	GO#57: CAMERAS- ENTERTAINMENT DIST.	1,490,000	-	-	-	-	-	-	1,490,000
23119	GO#49: PUBLIC SAFETY RADIO SYSTEM	9,700,000	-	-	-	-	-	-	9,700,000
28319	GO#45: FIRE STATION #1	4,000,000	-	-	-	-	-	-	4,000,000
28419	GO#46: OCEAN RESCUE NOBE FACILITY	1,000,000	-	-	-	-	-	-	1,000,000
28519	GO#47: LICENSE PLATE READERS	1,950,000	(374,326)	-	-	-	-	-	1,575,674
28719	GO#53: SECURITY FOR PUBLIC SPACES	2,000,000	(84)	-	-	-	-	-	1,999,916
28819	GO#54: MARINE PATROL FACILITY	2,000,000	-	-	-	-	-	-	2,000,000
68519	GO#48: POLICE HQ FACILITY	5,500,000	1,073,272	-	-	-	-	-	6,573,272
68819	GO#50: CAMERAS- BUSINESS DIST.	825,000	-	-	-	-	-	-	825,000
68919	GO#52: LED LIGHTING IN PARKS	3,741,000	(692,081)	-	-	-	-	-	3,048,919
69019	GO#55: STREET LIGHTING IMPROVEMENTS	3,500,000	-	-	-	-	-	-	3,500,000
69119	GO#56: CAMERAS- BEACHWALK	700,000	(6,781)	-	-	-	-	-	693,219
	Fund Total:	**36,406,000**	**-**	**-**	**-**	**-**	**-**	**-**	**36,406,000**
393 2019 GO BONDS- NEIGHBORHOODS									
24619	GO#37: SIDEWALK IMPROVEMENTS	4,619,682	-	-	-	-	-	-	4,619,682
27319	GO#31: OCEAN DRIVE CORRIDOR	2,000,000	-	-	-	-	-	-	2,000,000
27419	GO#32: PALM & HIBISCUS LANDSCAPING	1,000,000	-	-	-	-	-	-	1,000,000
27719	GO#36: WASHINGTON AVE. CORRIDOR	1,000,000	-	-	-	-	-	-	1,000,000
27819	GO#38: STREET PAVEMENT	5,800,000	-	-	-	-	-	-	5,800,000
27919	GO#39: SEAWALLS & SHORELINES	5,000,000	-	-	-	-	-	-	5,000,000
28019	GO#40: 41 ST. CORRIDOR	2,080,318	-	-	-	-	-	-	2,080,318
68219	GO#33: STREET TREE MASTER PLAN	2,620,000	-	-	-	-	-	-	2,620,000
68419	GO#42: TRAFFIC CALMING	1,500,000	-	-	-	-	-	-	1,500,000

MIAMIBEACH

CITY OF MIAMI BEACH
FY 2023 - 2027 CAPITAL IMPROVEMENT PLAN BY FUNDING SUMMARY

ATTACHMENT A

PROJECT	PROJECT NAME	Previous Years	FY 2023	FY 2024	FY 2025	FY 2026	FY 2027	Future	Total
68619	GO#43: BIKE LANES & SHARED USE PATH	2,380,000	-	-	-	-	-	-	2,380,000
	Fund Total:	**28,000,000**	**-**	**-**	**-**	**-**	**-**	**-**	**28,000,000**
410 BUILDING CAPITAL FUND									
26990	SECOND FL. RENOVATION-BUILDING DEPT	1,240,000	-	-	-	-	-	-	1,240,000
	Fund Total:	**1,240,000**	**-**	**-**	**-**	**-**	**-**	**-**	**1,240,000**
418 W&S CAP PROJ FNDED BY OPER FDS									
20527	FDOT UTILITIES RELOCATION	506,175	-	-	-	-	-	-	506,175
20619	WASTE WATER STATIONS REHABILITATION	4,070,733	-	-	-	-	-	-	4,070,733
23000	SUNSET HARBOUR PUMPSTATION UPGRADES	1,013,016	-	-	-	-	-	-	1,013,016
23360	WEST AVE/BAY RD NEIGH.	376,706	-	-	-	-	-	-	376,706
27370	54IN DIAMETER REDUNDANT SEWER FORCE	2,370,395	-	-	-	-	-	-	2,370,395
28120	WATER PUMP STATIONS IMPROVEMENTS	3,595,937	-	-	-	-	-	-	3,595,937
28220	WASTEWATER MANHOLE REHABILITATION	4,637,000	-	-	-	-	-	-	4,637,000
28320	SEWER PUMP STATION ODOR CONTROL	850,600	850,000	1,000,000	-	-	-	-	2,700,600
28520	WATER & WASTEWATER MAINS AND REHAB	7,974,599	6,382,000	-	-	-	-	-	14,356,599
60319	WATER METER REPLACEMENT PROGRAM	9,104,893	-	-	-	-	-	-	9,104,893
60419	DERM & EPA CONSENT DECREE	1,900,000	2,800,000	2,800,000	2,800,000	2,800,000	-	-	13,100,000
64923	PW WHS & SHOPS LED LIGHTS RETROFIT	-	74,000	-	-	-	-	-	74,000
65421	VALVE REPLACEMENT PROGRAM	1,029,000	-	-	-	-	-	-	1,029,000
66818	WATER STATION ROOF REPLACEMENT	30,000	-	-	-	-	-	-	30,000
67523	PUBLIC WORKS YARD WAREHOUSE LED LIG	-	90,000	-	-	-	-	-	90,000
67623	PUBLIC WORKS YARD EXTERIOR LIGHTS	-	112,000	-	-	-	-	-	112,000
67723	PUBLIC WORKS YARD RESTROOM EXHAUST	-	26,000	-	-	-	-	-	26,000
29310	CONVENTION CNTR LINCN RD CONNECTOR	-	-	-	-	-	-	3,468,000	3,468,000
64728	PUBLIC WORKS YARD EQUIPMENT	-	-	-	-	-	-	305,000	305,000
64828	PUBLIC WORKS YARD WATER DISTRIBUTN.	-	-	-	-	-	-	183,000	183,000
	Fund Total:	**37,459,054**	**10,334,000**	**3,800,000**	**2,800,000**	**2,800,000**	**-**	**3,956,000**	**61,149,054**
419 2017 WATER & SEWER BONDS									
20527	FDOT UTILITIES RELOCATION	677,529	-	-	-	-	-	-	677,529
20597	WEST AVENUE PHASE II	18,333,671	-	-	-	-	-	-	18,333,671
20619	WASTE WATER STATIONS REHABILITATION	11,103,400	-	-	-	-	-	-	11,103,400
20719	SCADA AND PLC SYSTEMS	3,137,750	-	-	-	-	-	-	3,137,750
21270	VENETIAN NEIGH. -ISLANDS	996,022	-	-	-	-	-	-	996,022
23000	SUNSET HARBOUR PUMPSTATION UPGRADES	539,631	-	-	-	-	-	-	539,631
23220	NORTH SHORE NEIGH. IMPROVEMENTS	138,427	(138,427)	-	-	-	-	-	-
23240	LA GORCE NEIGHBORHOOD IMPROVEMENTS	297,347	-	-	-	-	-	-	297,347
23360	WEST AVE/BAY RD NEIGH.	110,000	-	-	-	-	-	-	110,000

MIAMIBEACH

CITY OF MIAMI BEACH
FY 2023 - 2027 CAPITAL IMPROVEMENT PLAN BY FUNDING SUMMARY

ATTACHMENT A

PROJECT	PROJECT NAME	Previous Years	FY 2023	FY 2024	FY 2025	FY 2026	FY 2027	Future	Total
23380	PALM & HIBISCUS NEIGHBORHOOD IMPROVEMENTS	3,963,099	-	-	-	-	-	-	3,963,099
27370	54IN DIAMETER REDUNDANT SEWER FORCE	3,997,327	-	-	-	-	-	-	3,997,327
28120	WATER PUMP STATIONS IMPROVEMENTS	4,595,000	-	-	-	-	-	-	4,595,000
28220	WASTEWATER MANHOLE REHABILITATION	-	88,559	-	-	-	-	-	88,559
28520	WATER & WASTEWATER MAINS AND REHAB	26,276,820	138,427	-	-	-	-	-	26,415,247
28940	BAYSHORE NEIGH. CENTRAL - SOUTH	3,217,516	-	-	-	-	-	-	3,217,516
60319	WATER METER REPLACEMENT PROGRAM	7,000,000	-	-	-	-	-	-	7,000,000
65421	VALVE REPLACEMENT PROGRAM	1,762,488	-	-	-	-	-	-	1,762,488
	Fund Total:	**86,146,027**	**88,559**	**-**	**-**	**-**	**-**	**-**	**86,234,586**
420 W&S GBL SERIES 2010 2009-27243									
20527	FDOT UTILITIES RELOCATION	178,825	-	-	-	-	-	-	178,825
21270	VENETIAN NEIGH. -ISLANDS	2,766,100	-	-	-	-	-	-	2,766,100
22050	BAYSHORE NEIGH. BID PACK A	3,895,513	-	-	-	-	-	-	3,895,513
23000	SUNSET HARBOUR PUMPSTATION UPGRADES	2,500,062	-	-	-	-	-	-	2,500,062
23180	BAYSHORE NEIGH. BID PACK D	2,850,793	-	-	-	-	-	-	2,850,793
23220	NORTH SHORE NEIGH. IMPROVEMENTS	2,368,323	(6,001)	-	-	-	-	-	2,362,322
23360	WEST AVE/BAY RD NEIGH.	1,632,360	-	-	-	-	-	-	1,632,360
23380	PALM & HIBISCUS NEIGHBORHOOD IMPROVEMENTS	2,547,712	-	-	-	-	-	-	2,547,712
27370	54IN DIAMETER REDUNDANT SEWER FORCE	566	-	-	-	-	-	-	566
28220	WASTEWATER MANHOLE REHABILITATION	-	10,498	-	-	-	-	-	10,498
	Fund Total:	**18,740,254**	**4,497**	**-**	**-**	**-**	**-**	**-**	**18,744,751**
422 WATER AND SEWER IMPACT FEES									
20527	FDOT UTILITIES RELOCATION	1,215,000	-	-	-	-	-	-	1,215,000
23180	BAYSHORE NEIGH. BID PACK D	97,000	-	-	-	-	-	-	97,000
28220	WASTEWATER MANHOLE REHABILITATION	-	126,316	-	-	-	-	-	126,316
	Fund Total:	**1,312,000**	**126,316**	**-**	**-**	**-**	**-**	**-**	**1,438,316**
423 GULF BREEZE 2006									
21270	VENETIAN NEIGH. -ISLANDS	1,134,463	-	-	-	-	-	-	1,134,463
22050	BAYSHORE NEIGH. BID PACK A	765,052	-	-	-	-	-	-	765,052
23240	LA GORCE NEIGHBORHOOD IMPROVEMENTS	56,000	-	-	-	-	-	-	56,000
23380	PALM & HIBISCUS NEIGHBORHOOD IMPROVEMENTS	2,828,927	-	-	-	-	-	-	2,828,927
28220	WASTEWATER MANHOLE REHABILITATION	-	111,736	-	-	-	-	-	111,736
28940	BAYSHORE NEIGH. CENTRAL - SOUTH	106,792	-	-	-	-	-	-	106,792
	Fund Total:	**4,891,234**	**111,736**	**-**	**-**	**-**	**-**	**-**	**5,002,970**
424 WATER & SEWER BONDS 2000S									
21270	VENETIAN NEIGH. -ISLANDS	3,659,741	-	-	-	-	-	-	3,659,741
22050	BAYSHORE NEIGH. BID PACK A	2,893,609	-	-	-	-	-	-	2,893,609

MIAMIBEACH

CITY OF MIAMI BEACH
FY 2023 - 2027 CAPITAL IMPROVEMENT PLAN BY FUNDING SUMMARY

ATTACHMENT A

PROJECT	PROJECT NAME	Previous Years	FY 2023	FY 2024	FY 2025	FY 2026	FY 2027	Future	Total
23180	BAYSHORE NEIGH. BID PACK D	777,897	-	-	-	-	-	-	777,897
23220	NORTH SHORE NEIGH. IMPROVEMENTS	2,024,350	-	-	-	-	-	-	2,024,350
23240	LA GORCE NEIGHBORHOOD IMPROVEMENTS	524,662	-	-	-	-	-	-	524,662
23360	WEST AVE/BAY RD NEIGH.	1,063,111	-	-	-	-	-	-	1,063,111
23380	PALM & HIBISCUS NEIGHBORHOOD IMPROVEMENTS	1,222,509	-	-	-	-	-	-	1,222,509
27370	54IN DIAMETER REDUNDANT SEWER FORCE	78,434	-	-	-	-	-	-	78,434
28220	WASTEWATER MANHOLE REHABILITATION	-	244,230	-	-	-	-	-	244,230
28940	BAYSHORE NEIGH. CENTRAL - SOUTH	1,715	-	-	-	-	-	-	1,715
	Fund Total:	**12,246,028**	**244,230**	**-**	**-**	**-**	**-**	**-**	**12,490,258**
425 WATER AND SEWER ENTERPRISE FUN									
21270	VENETIAN NEIGH. -ISLANDS	1,529,777	-	-	-	-	-	-	1,529,777
22050	BAYSHORE NEIGH. BID PACK A	50,770	-	-	-	-	-	-	50,770
23180	BAYSHORE NEIGH. BID PACK D	358,785	-	-	-	-	-	-	358,785
23360	WEST AVE/BAY RD NEIGH.	106,783	-	-	-	-	-	-	106,783
23380	PALM & HIBISCUS NEIGHBORHOOD IMPROVEMENTS	503,278	-	-	-	-	-	-	503,278
28940	BAYSHORE NEIGH. CENTRAL - SOUTH	309,433	-	-	-	-	-	-	309,433
64220	PUBLIC WORKS FACILITY EXTERIOR	84,914	-	-	-	-	-	-	84,914
	Fund Total:	**2,943,740**	**-**	**-**	**-**	**-**	**-**	**-**	**2,943,740**
427 STORMWATER ENTERPRISE FUND									
21270	VENETIAN NEIGH. -ISLANDS	2,600,270	-	-	-	-	-	-	2,600,270
23000	SUNSET HARBOUR PUMPSTATION UPGRADES	1,974,840	-	-	-	-	-	-	1,974,840
23380	PALM & HIBISCUS NEIGHBORHOOD IMPROVEMENTS	449,272	-	-	-	-	-	-	449,272
27170	SEAWALL-BISCAYNE BAY ST END PH. II	1,508,344	-	-	-	-	-	-	1,508,344
28940	BAYSHORE NEIGH. CENTRAL - SOUTH	75,486	-	-	-	-	-	-	75,486
	Fund Total:	**6,608,212**	**-**	**-**	**-**	**-**	**-**	**-**	**6,608,212**
428 STORMWATER BONDS 2000S									
20597	WEST AVENUE PHASE II	-	23,053	-	-	-	-	-	23,053
21270	VENETIAN NEIGH. -ISLANDS	4,353,561	-	-	-	-	-	-	4,353,561
22050	BAYSHORE NEIGH. BID PACK A	1,549,281	-	-	-	-	-	-	1,549,281
23180	BAYSHORE NEIGH. BID PACK D	119,600	-	-	-	-	-	-	119,600
23240	LA GORCE NEIGHBORHOOD IMPROVEMENTS	730,898	-	-	-	-	-	-	730,898
23270	CITY CENTER COMMERCIAL DISTRICT BPB	(28,330)	-	-	-	-	-	-	(28,330)
23360	WEST AVE/BAY RD NEIGH.	1,260,981	-	-	-	-	-	-	1,260,981
23380	PALM & HIBISCUS NEIGHBORHOOD IMPROVEMENTS	427,464	-	-	-	-	-	-	427,464
	Fund Total:	**8,413,455**	**23,053**	**-**	**-**	**-**	**-**	**-**	**8,436,508**
429 2017 STORMWATER BONDS									
20587	1ST STREET-ALTON RD TO WASHINGTON	17,459,326	-	-	-	-	-	-	17,459,326

MIAMIBEACH

CITY OF MIAMI BEACH
FY 2023 - 2027 CAPITAL IMPROVEMENT PLAN BY FUNDING SUMMARY

ATTACHMENT A

PROJECT	PROJECT NAME	Previous Years	FY 2023	FY 2024	FY 2025	FY 2026	FY 2027	Future	Total
20597	WEST AVENUE PHASE II	57,041,515	2,107,610	-	-	-	-	-	59,149,125
20719	SCADA AND PLC SYSTEMS	4,100,250	-	-	-	-	-	-	4,100,250
21220	INDIAN CREEK STREET DRAINAGE IMP.	5,267,542	-	-	-	-	-	-	5,267,542
23000	SUNSET HARBOUR PUMPSTATION UPGRADES	3,750,973	-	-	-	-	-	-	3,750,973
23180	BAYSHORE NEIGH. BID PACK D	2,343,000	-	-	-	-	-	-	2,343,000
23270	CITY CENTER COMMERCIAL DISTRICT BPB	2,300,000	-	-	-	-	-	-	2,300,000
23360	WEST AVE/BAY RD NEIGH.	515,356	-	-	-	-	-	-	515,356
23380	PALM & HIBISCUS NEIGHBORHOOD IMPROVEMENTS	5,699,315	-	-	-	-	-	-	5,699,315
25750	WEST AVE BDG OVER COLLINS CANAL	283,380	-	-	-	-	-	-	283,380
28920	BIOSWALE PILOT PROJECT	850,000	-	-	-	-	-	-	850,000
28940	BAYSHORE NEIGH. CENTRAL - SOUTH	1,065,000	-	-	-	-	-	-	1,065,000
	Fund Total:	**100,675,657**	**2,107,610**	**-**	**-**	**-**	**-**	**-**	**102,783,267**
431 2011 STORMWATER BOND2011-27782									
20597	WEST AVENUE PHASE II	-	107,809	-	-	-	-	-	107,809
21270	VENETIAN NEIGH. -ISLANDS	2,592,490	-	-	-	-	-	-	2,592,490
22050	BAYSHORE NEIGH. BID PACK A	10,632,774	-	-	-	-	-	-	10,632,774
23000	SUNSET HARBOUR PUMPSTATION UPGRADES	3,552,816	-	-	-	-	-	-	3,552,816
23180	BAYSHORE NEIGH. BID PACK D	2,606,560	-	-	-	-	-	-	2,606,560
23240	LA GORCE NEIGHBORHOOD IMPROVEMENTS	2,039	-	-	-	-	-	-	2,039
23270	CITY CENTER COMMERCIAL DISTRICT BPB	132,000	-	-	-	-	-	-	132,000
23360	WEST AVE/BAY RD NEIGH.	5,854,876	-	-	-	-	-	-	5,854,876
23380	PALM & HIBISCUS NEIGHBORHOOD IMPROVEMENTS	1,535,601	-	-	-	-	-	-	1,535,601
28940	BAYSHORE NEIGH. CENTRAL - SOUTH	104,420	-	-	-	-	-	-	104,420
	Fund Total:	**27,013,576**	**107,809**	**-**	**-**	**-**	**-**	**-**	**27,121,385**
432 STORMWATER BONDS 2015									
21270	VENETIAN NEIGH. -ISLANDS	20,516,285	-	-	-	-	-	-	20,516,285
22050	BAYSHORE NEIGH. BID PACK A	590,216	-	-	-	-	-	-	590,216
23000	SUNSET HARBOUR PUMPSTATION UPGRADES	12,962,851	-	-	-	-	-	-	12,962,851
23180	BAYSHORE NEIGH. BID PACK D	4,177,000	-	-	-	-	-	-	4,177,000
23270	CITY CENTER COMMERCIAL DISTRICT BPB	5,856,402	-	-	-	-	-	-	5,856,402
23360	WEST AVE/BAY RD NEIGH.	4,433,928	-	-	-	-	-	-	4,433,928
23380	PALM & HIBISCUS NEIGHBORHOOD IMPROVEMENTS	22,578,586	-	-	-	-	-	-	22,578,586
27370	54IN DIAMETER REDUNDANT SEWER FORCE	3,607,765	-	-	-	-	-	-	3,607,765
28940	BAYSHORE NEIGH. CENTRAL - SOUTH	11,686,706	-	-	-	-	-	-	11,686,706
	Fund Total:	**86,409,739**	**-**	**-**	**-**	**-**	**-**	**-**	**86,409,739**
433 STORMWATER PROJECTS - MDC ILA									
20422	FLAMINGO NEIGHBORHOOD	300,000	-	-	-	-	-	-	300,000

MIAMIBEACH

CITY OF MIAMI BEACH
FY 2023 - 2027 CAPITAL IMPROVEMENT PLAN BY FUNDING SUMMARY

ATTACHMENT A

PROJECT	PROJECT NAME	Previous Years	FY 2023	FY 2024	FY 2025	FY 2026	FY 2027	Future	Total
20597	WEST AVENUE PHASE II	1,787,000	-	-	-	-	-	-	1,787,000
21220	INDIAN CREEK STREET DRAINAGE IMP.	8,957,255	-	-	-	-	-	-	8,957,255
23180	BAYSHORE NEIGH. BID PACK D	1,200,000	-	-	-	-	-	-	1,200,000
23220	NORTH SHORE NEIGH. IMPROVEMENTS	450,000	-	-	-	-	-	-	450,000
23380	PALM & HIBISCUS NEIGHBORHOOD IMPROVEMENTS	2,690,176	-	-	-	-	-	-	2,690,176
24020	ORCHARD PARK	250,000	-	-	-	-	-	-	250,000
28300	SHANE WATERSPORT SEAWALL	650,000	-	-	-	-	-	-	650,000
29020	CITYWIDE SEAWALL REHAB	10,000,000	-	-	-	-	-	-	10,000,000
	Fund Total:	**26,284,431**	**-**	**-**	**-**	**-**	**-**	**-**	**26,284,431**
434 STORMWATER CAPITAL NOT BONDS									
20597	WEST AVENUE PHASE II	-	3,326,397	-	-	-	-	-	3,326,397
21220	INDIAN CREEK STREET DRAINAGE IMP.	232,458	-	-	-	-	-	-	232,458
21720	DRAINAGE SYSTEM WATER QUALITY PILOT	500,000	-	-	-	-	-	-	500,000
23270	CITY CENTER COMMERCIAL DISTRICT BPB	628,603	-	-	-	-	-	-	628,603
23360	WEST AVE/BAY RD NEIGH.	401,046	-	-	-	-	-	-	401,046
29820	STORM WATER OUTFALLS	2,000,000	-	-	-	-	-	-	2,000,000
	Fund Total:	**3,762,107**	**3,326,397**	**-**	**-**	**-**	**-**	**-**	**7,088,504**
435 SANITATION ENTERPRISE FUND									
21920	RECONFIGURATION OF SANITATION AREA	330,000	-	-	-	-	-	-	330,000
61926	ELECTRO WAVE EXTERIOR & INTERIOR PA	-	-	-	-	28,000	-	-	28,000
64318	BAYSHORE GREEN WASTE FACILITY	750,000	-	-	-	-	-	-	750,000
66323	17TH STREET GARAGE EXPANSION & UPGR	-	536,000	-	-	-	-	-	536,000
67823	ELECTRO WAVE ROOF REPAIRS	-	17,000	-	-	-	-	-	17,000
67923	FLEET/SANITATION ROOF DRAIN	-	143,000	-	-	-	-	-	143,000
69470	FLEET/SANITATION FIRE ALARM SYSTEM	42,900	-	-	-	-	-	-	42,900
	Fund Total:	**1,122,900**	**696,000**	**-**	**-**	**28,000**	**-**	**-**	**1,846,900**
439 MIAMI-DADE COUNTY BOND-MBCC									
28160	CONVENTION CENTER RENOVATION	54,426,432	-	-	-	-	-	-	54,426,432
	Fund Total:	**54,426,432**	**-**	**-**	**-**	**-**	**-**	**-**	**54,426,432**
440 CONVENTION CENTER OPERATIONS									
28160	CONVENTION CENTER RENOVATION	1,557,174	-	-	-	-	-	-	1,557,174
28170	CONVENTION CENTER PARK	1,712,000	-	-	-	-	-	-	1,712,000
	Fund Total:	**3,269,174**	**-**	**-**	**-**	**-**	**-**	**-**	**3,269,174**
441 CONVENTION DEVELOPMENT TAX$35M									
28160	CONVENTION CENTER RENOVATION	19,921	-	-	-	-	-	-	19,921
	Fund Total:	**19,921**	**-**	**-**	**-**	**-**	**-**	**-**	**19,921**

MIAMIBEACH

CITY OF MIAMI BEACH
FY 2023 - 2027 CAPITAL IMPROVEMENT PLAN BY FUNDING SUMMARY

ATTACHMENT A

PROJECT	PROJECT NAME	Previous Years	FY 2023	FY 2024	FY 2025	FY 2026	FY 2027	Future	Total
442 CONVENTION DEVELOPMENT TAX$15M									
28160	CONVENTION CENTER RENOVATION	2,457,531	-	-	-	-	-	-	2,457,531
	Fund Total:	**2,457,531**	**-**	**-**	**-**	**-**	**-**	**-**	**2,457,531**
443 CONV CTR RENEWAL AND REPLACE									
20126	WALK- OFF MATS REPLACEMENT	-	-	-	-	1,500,000	-	-	1,500,000
20127	LED WALLS (VARIOUS LOCATIONS)	-	-	-	-	-	3,000,000	-	3,000,000
20226	EXHIBIT HALL COLUMNS FITTING INSTAL	-	-	-	-	250,000	-	-	250,000
20227	RAIN WATER PIPE RELOCATIONS/ENCLOSU	-	-	-	-	-	300,000	-	300,000
23523	MBCC COOLING TOWER ROOF REPLACEMENT	-	250,000	-	-	-	-	-	250,000
62025	POWER OUTPUT INCREASE TO 400 AMP DI	-	-	-	1,600,000	-	-	-	1,600,000
62026	ROOF TOP COOLING TOWER REPLACEMENT	-	-	-	-	200,000	-	-	200,000
62125	REPLACE THE EAST SIDE BOILER AND HO	-	-	-	250,000	-	-	-	250,000
62126	SOUND DEADENING PRODUCT INSTALLATIO	-	-	-	-	750,000	-	-	750,000
62225	BACK OF HOUSE PLATFORM INSTALLATION	-	-	-	250,000	-	-	-	250,000
62226	FORK LIFTS REPLACMENTS (4)	-	-	-	-	250,000	-	-	250,000
62325	WALK IN COOLERS (FIRST LEVEL WAREHO	-	-	-	300,000	-	-	-	300,000
62425	SMALL WARES/TABLE TOP BANQUET EQUIP	-	-	-	600,000	-	-	-	600,000
62624	MBCC INSTALL CAMLOCK TERMINATION BO	-	-	250,000	-	-	-	-	250,000
62724	MBCC WIRELESS NETWORK REPAIRING/COR	-	-	500,000	-	-	-	-	500,000
62824	AV SYSTEM NETWORK WIRING REDUNDANCY	-	-	40,000	-	-	-	-	40,000
62924	AV SYSTEM REDUNDANT HARDWARE	-	-	30,000	-	-	-	-	30,000
63024	AV SYSTEM AMPLIFIER POWER REWIRING	-	-	27,000	-	-	-	-	27,000
63124	EXTERIOR ELEVATOR SHAFTS FRENCH CLE	-	-	750,000	-	-	-	-	750,000
63224	XHALL VENTILATION EXTRACTION SYSTEM	-	-	100,000	-	-	-	-	100,000
63324	BALLROOM BEAM DETECTORS REPLACEMENT	-	-	1,000,000	-	-	-	-	1,000,000
63424	ADDITIONAL SURGE PROTECTION AND PHA	-	-	300,000	-	-	-	-	300,000
63524	FIBER CONNECTIVITY FROM MBCC TO PRI	-	-	100,000	-	-	-	-	100,000
63624	WALK IN COOLER/FREEZER (NEW MAIN KI	-	-	500,000	-	-	-	-	500,000
63724	LACTATION POD	-	-	35,000	-	-	-	-	35,000
63824	PLANT MATERIAL REPLACEMENT/ADDITION	-	-	150,000	-	-	-	-	150,000
63924	LOWER CONCRETE UNDER STRC. BEAM	-	-	400,000	-	-	-	-	400,000
64024	ADDITIONAL ELECTRICAL 100AMP OUTLET	-	-	600,000	-	-	-	-	600,000
64124	PORTABLE LED VMS BOARDS	-	-	40,000	-	-	-	-	40,000
64928	BACK OF HOUSE AREAS PROTECTION	-	-	-	-	-	200,000	-	200,000
65022	CONV.CTR. RUBBER WALLS REPLACEMENT	184,000	-	-	-	-	-	-	184,000
65023	CONV.CTR. EXHIBIT HALLS FIRE STROBE	-	300,000	-	-	-	-	-	300,000
65122	CONV.CTR. ADDITNL SECURITY CAMERAS	250,000	350,000	-	-	-	-	-	600,000

MIAMIBEACH

CITY OF MIAMI BEACH
FY 2023 - 2027 CAPITAL IMPROVEMENT PLAN BY FUNDING SUMMARY

ATTACHMENT A

PROJECT	PROJECT NAME	Previous Years	FY 2023	FY 2024	FY 2025	FY 2026	FY 2027	Future	Total
65123	CONV.CTR. VIBRATION ISOLATORS	-	100,000	-	-	-	-	-	100,000
65223	CONVENTION CTR. EXHIBIT HALL LIGHTS	-	60,000	-	-	-	-	-	60,000
67322	CONV.CTR PARKING DECK CRACKS REPAIR	280,000	-	-	-	-	-	-	280,000
67422	EAST CHILLED WATER PIPING INSUL.	35,000	-	-	-	-	-	-	35,000
67522	CANAL PARK LANDSCAPING REPLACEMENT	60,000	-	-	-	-	-	-	60,000
67622	TERRAZZO FLOOR SCRUBBERS	40,000	-	-	-	-	-	-	40,000
67722	ENERGY CONSUMPTION MANAGEMENT INTEG	35,000	-	-	-	-	-	-	35,000
67822	CHILLER LINES FLUSHING	5,000	-	-	-	-	-	-	5,000
68023	MBCC 40 YEAR RECERTIFICATION REPAIR	-	1,586,000	-	-	-	-	-	1,586,000
68123	ADDITIONAL FIRE PUMP INSTALLATION	-	250,000	-	-	-	-	-	250,000
68223	MBCC ELECTRICAL SWITCH GEAR	-	300,000	-	-	-	-	-	300,000
	Fund Total:	**889,000**	**3,196,000**	**4,822,000**	**3,000,000**	**2,950,000**	**3,500,000**	**-**	**18,357,000**
463 RDA- GARAGE FUND									
20022	16TH ST.GARAGE-JOINT REPLACEMENT	200,000	-	-	-	-	-	-	200,000
20200	TRANSPORTATION CAPITAL INITIATIVE	7,000,000	-	-	-	-	-	-	7,000,000
21124	16TH ST GARAGE-EXTERIOR RENEWAL	-	-	400,000	-	-	-	-	400,000
26100	GARAGE SECURITY CAMERA SYSTEM	250,000	-	-	-	-	-	-	250,000
28010	COLLINS PARK PARKING GARAGE	2,069,000	-	-	-	-	-	-	2,069,000
28160	CONVENTION CENTER RENOVATION	7,000,000	-	-	-	-	-	-	7,000,000
60023	16TH ST GARAGE-PLUMBING SYSTEM UPD.	-	75,000	-	-	-	-	-	75,000
60190	ANCHOR GARAGE ELEVATOR REPLACEMENT	357,995	-	-	-	-	-	-	357,995
60324	16TH STREET GARAGE-GENERATOR	-	-	250,000	-	-	-	-	250,000
61718	16TH STREET GARAGE FIRE SPRINKLER	1,444,000	-	-	-	-	-	-	1,444,000
61818	16TH STREET GARAGE STAIRWAYS	81,200	-	-	-	-	-	-	81,200
62422	16TH STREET GARAGE HVAC RENEWAL	54,000	-	-	-	-	-	-	54,000
62525	16TH ST. PARKING GARAGE HM DOORS RE	-	-	-	79,300	-	-	-	79,300
62721	16TH STREET GARAGE-OFFICE/RESTROOM	30,000	-	-	-	-	-	-	30,000
62821	16TH STREET GARAGE-ROOF TOP RENEWAL	34,000	-	-	-	-	-	-	34,000
64224	16TH ST. PARKING GARAGE AC CONDENS.	-	-	87,840	-	-	-	-	87,840
64324	16TH ST. PARKING GARAGE ROOFTOP AI	-	-	96,768	-	-	-	-	96,768
65019	16TH STREET GARAGE (ANCHOR) - PAINT	100,000	-	-	-	-	-	-	100,000
65228	16TH ST. PARKING GARAGE GENERATOR	-	-	-	-	274,500	-	-	274,500
65328	16TH ST. PARKING GARAGE EXIT SIGNS	-	-	-	-	-	87,840	-	87,840
65521	16TH STREET CANVAS AWNING RENEWAL	56,560	-	-	-	-	-	-	56,560
66918	ANCHOR GAR.-FIRE ALARM REPLACEMENT	221,000	-	-	-	-	-	-	221,000
67018	ANCHOR GARAGE-STAIRWELL DOORS	27,000	-	-	-	-	-	-	27,000
67118	ANCHOR - INTERIOR FLOOR DRAINAGE	30,000	-	-	-	-	-	-	30,000

MIAMIBEACH

CITY OF MIAMI BEACH
FY 2023 - 2027 CAPITAL IMPROVEMENT PLAN BY FUNDING SUMMARY

ATTACHMENT A

PROJECT	PROJECT NAME	Previous Years	FY 2023	FY 2024	FY 2025	FY 2026	FY 2027	Future	Total
67922	16TH ST. GRG.-EXT. PAINT & WATERPRF	550,000	-	-	-	-	-	-	550,000
68323	16TH ST. PARKING GARAGE REPLACEMENT	-	52,000	-	-	-	-	-	52,000
68423	16TH ST. PARKING GARAGE ELEVATOR	-	37,000	-	-	-	-	-	37,000
68523	16TH ST. PARKING GARAGE STORAGE	-	43,000	-	-	-	-	-	43,000
68623	16 ST. GARAGE BUILDING JOINT REPLAC	-	36,000	-	-	-	-	-	36,000
60129	16TH ST. PARKING GARAGE GENERAL PAI	-	-	-	-	-	-	183,000	183,000
60229	16TH ST. PARKING GARAGE PIPE BOLLAR	-	-	-	-	-	-	176,960	176,960
60329	16TH ST. PARKING GARAGE ROOF TOP LI	-	-	-	-	-	-	97,600	97,600
60429	16TH ST. PARKING GARAGE VEHICLE RES	-	-	-	-	-	-	172,020	172,020
65028	16TH ST. PARKING GARAGE ELECTRICAL	-	-	-	-	-	-	244,000	244,000
65128	16TH ST. PARKING GARAGE ELECTRICAL	-	-	-	-	-	-	306,220	306,220
	Fund Total:	**19,504,755**	**243,000**	**834,608**	**79,300**	**274,500**	**87,840**	**1,179,800**	**22,203,803**
465 RDA-ANCHOR SHOPS FUND									
20200	TRANSPORTATION CAPITAL INITIATIVE	6,000,000	-	-	-	-	-	-	6,000,000
28160	CONVENTION CENTER RENOVATION	5,900,000	-	-	-	-	-	-	5,900,000
	Fund Total:	**11,900,000**	**-**	**-**	**-**	**-**	**-**	**-**	**11,900,000**
467 PENN GARAGE FUND									
26100	GARAGE SECURITY CAMERA SYSTEM	233,000	-	-	-	-	-	-	233,000
60025	PENN GARAGE-ROOFTOP-STAIRS ELEVATOR	-	-	-	-	-	40,000	-	40,000
60524	PENN GARAGE-PLUMBING SYSTEM UPDATE	-	-	-	-	75,000	-	-	75,000
60823	PENN GARAGE-FIRE SPRINKLER RENEWAL	-	300,000	-	-	-	-	-	300,000
60923	PENN GARAGE-FIRE PUMP REPLACEMENT	-	100,000	-	-	-	-	-	100,000
61023	PENN GARAGE-FIRE ALARM SYSTEM	-	35,000	-	-	-	-	-	35,000
63021	PENN GARAGE-HVAC RENEWAL	105,000	-	-	-	-	-	35,000	140,000
63121	PENN GARAGE-TRAFFIC COATING-RETAIL	80,000	-	-	-	-	-	-	80,000
64319	PENN GARAGE - NEW LIGHTING DISPLAY	353,000	-	-	-	-	-	-	353,000
67218	PENN GRGE-SEALING OF SUPERSTRUCTURE	25,000	-	-	-	-	-	-	25,000
20025	PENN GARAGE-ELEVATOR RENEWAL	-	-	-	-	-	-	500,000	500,000
60424	PENN GARAGE-GENERATOR RENEWAL	-	-	-	-	-	-	200,000	200,000
60529	PENN GARAGE DOMESTIC WATER DISTRIBU	-	-	-	-	-	-	183,000	183,000
60629	PENN GARAGE EXIST SIGNS AND EMERGEN	-	-	-	-	-	-	183,000	183,000
60729	PENN GARAGE FIRE SPRINKLER RENEWAL	-	-	-	-	-	-	2,074,000	2,074,000
60829	PENN GARAGE GENERATOR UPGRADE	-	-	-	-	-	-	481,600	481,600
	Fund Total:	**796,000**	**435,000**	**-**	**-**	**75,000**	**40,000**	**3,656,600**	**5,002,600**
480 PARKING OPERATIONS FUND									
25650	CITYWIDE CURB RAMP INSTALLATION	20,000	-	-	-	-	-	-	20,000
26100	GARAGE SECURITY CAMERA SYSTEM	250,000	-	-	-	-	-	-	250,000

MIAMIBEACH

CITY OF MIAMI BEACH
FY 2023 - 2027 CAPITAL IMPROVEMENT PLAN BY FUNDING SUMMARY

ATTACHMENT A

PROJECT	PROJECT NAME	Previous Years	FY 2023	FY 2024	FY 2025	FY 2026	FY 2027	Future	Total
26290	17TH ST. PARKING GARAGE MAINTENANCE	100,000	-	-	-	-	-	-	100,000
26340	PENRODS AT 1 OCEAN DR. PARKING LOT	52,137	-	-	-	-	-	-	52,137
27480	SURFACE LOT P48 BASS MUSEUM LOT	220,000	-	-	-	-	-	-	220,000
27830	PARKING GARAGE AT 1262 COLLINS AVE	30,000	-	-	-	-	-	-	30,000
28080	INTELLIGENT TRANSPORT SYSTEM	2,500,000	-	-	-	-	-	-	2,500,000
28710	P14 6TH ST & COLLINS PARKING LOT	38,000	-	-	-	-	-	-	38,000
60130	13TH ST GARAGE FIRE ALARM	46,580	-	-	-	-	-	-	46,580
61930	17TH STREET PARKING GARAGE ELEVATOR	876,000	-	-	-	-	-	-	876,000
62100	42ND ST. PARKING GARAGE MAINTENANCE	240,000	-	-	-	-	-	-	240,000
62940	CITYWIDE PARKING LOT LIGHTING	200,000	-	-	-	-	-	-	200,000
69370	42ND ST. GARAGE FIRE ALARM SYSTEM	51,087	-	-	-	-	-	-	51,087
69380	42ND ST GARAGE ELEVATOR REPLACEMENT	565,145	-	-	-	-	-	-	565,145
	Fund Total:	**5,188,949**	**-**	**-**	**-**	**-**	**-**	**-**	**5,188,949**
481 1997 PARKING SYS. REV. BONDS									
68723	5TH & ALTON CCTV UPGRADES	-	54,405	-	-	-	-	-	54,405
	Fund Total:	**-**	**54,405**	**-**	**-**	**-**	**-**	**-**	**54,405**
486 2010 PARKING BONDS 2010-27491									
20923	SUNSET HARBOUR GRGE SPRINKLER	-	172,234	-	-	-	-	-	172,234
22020	GARAGE-LICENSE PLATE RECOGNITION	463,205	-	-	-	-	-	-	463,205
26100	GARAGE SECURITY CAMERA SYSTEM	1,000,000	-	-	-	-	-	-	1,000,000
26290	17TH ST. PARKING GARAGE MAINTENANCE	135,000	-	-	-	-	-	-	135,000
28710	P14 6TH ST & COLLINS PARKING LOT	303,000	-	-	-	-	-	-	303,000
29580	LOT 9D P86-6976 INDIAN CREEK DRIVE	468,000	-	-	-	-	-	-	468,000
60119	17TH STREET PARKING GARAGE COATING	1,049,000	-	-	-	-	-	-	1,049,000
60120	13TH STREET PARKING GARAGE COATING	800,000	-	-	-	-	-	-	800,000
61623	SUNSET HARBOUR GARAGE-FIRE ALARM	35,000	-	-	-	-	-	-	35,000
61717	42ND ST. GARAGE-50YR CERTIFICATION	312,090	-	-	-	-	-	-	312,090
62418	12TH STREET GARAGE ROOF AND DECK	299,806	-	-	-	-	-	-	299,806
62518	1755 MERIDIAN GARAGE ROOF AND DECK	500,000	-	-	-	-	-	-	500,000
62522	13TH STREET GARAGE NEON RENEWAL	67,000	-	-	-	-	-	-	67,000
63321	13TH STREET GARAGE-40YR CERT.	300,000	-	-	-	-	-	-	300,000
64018	17TH ST GARAGE 40YR RECERTIFICATION	484,833	-	-	-	-	-	-	484,833
66622	17TH ST PKG GAR BATHROOM DRAINAGE	45,000	-	-	-	-	-	-	45,000
67418	42ND STREET GARAGE-DISPATCH AREA	306,000	-	-	-	-	-	-	306,000
	Fund Total:	**6,567,934**	**172,234**	**-**	**-**	**-**	**-**	**-**	**6,740,168**

MIAMIBEACH

CITY OF MIAMI BEACH
FY 2023 - 2027 CAPITAL IMPROVEMENT PLAN BY FUNDING SUMMARY

ATTACHMENT A

PROJECT	PROJECT NAME	Previous Years	FY 2023	FY 2024	FY 2025	FY 2026	FY 2027	Future	Total
488 PARKING REV BONDS SERIES 2015									
28160	CONVENTION CENTER RENOVATION	64,811,756	-	-	-	-	-	-	64,811,756
	Fund Total:	**64,811,756**	**-**	**-**	**-**	**-**	**-**	**-**	**64,811,756**
490 PARKING CAPITAL NOT BONDS									
20125	1755 MERIDIAN GARAGE ELEVATOR	-	-	-	-	500,000	-	-	500,000
20225	SUNSET HARBOUR GARAGE ELEVATOR	-	-	-	500,000	-	-	-	500,000
20325	SUNSET HARBOUR GARAGE-ROOFTOP	-	-	-	300,000	-	-	-	300,000
20823	1755 MERIDIAN GRGE FIRE SPRINKLER	-	300,000	-	-	-	-	-	300,000
20923	SUNSET HARBOUR GRGE SPRINKLER	-	127,766	-	-	-	-	-	127,766
21224	1755 GARAGE GENERATOR	-	-	200,000	-	-	-	-	200,000
21324	SUNSET HARBOUR GARAGE GENERATOR	-	-	200,000	-	-	-	-	200,000
21718	BISCAYNE BEACH ADDITIONAL PARKING	250,000	-	-	-	-	-	-	250,000
22020	GARAGE-LICENSE PLATE RECOGNITION	391,795	-	-	-	-	-	-	391,795
22122	SUNSET HARBOUR GARAGE SCREENING	200,000	-	-	-	-	-	-	200,000
22150	72 ST. COMMUNITY COMPLEX	10,471,704	-	-	-	-	-	-	10,471,704
22220	17TH ST.GARAGE-ELECTRICAL FEEDER	225,000	-	-	-	-	-	-	225,000
26100	GARAGE SECURITY CAMERA SYSTEM	559,472	-	-	-	-	-	-	559,472
26340	PENRODS AT 1 OCEAN DR. PARKING LOT	103,666	-	-	-	-	-	-	103,666
60225	SUNSET HARBOUR GARAGE INT. FLOOR	-	-	-	34,000	-	-	-	34,000
60317	CITYWIDE PARKING LOTS IMPROVEMENTS	150,000	150,000	150,000	150,000	-	-	-	600,000
60522	12TH ST GARAGE- INT. FLOOR DRAINAGE	45,000	-	-	-	-	-	-	45,000
60624	17TH STREET GARAGE-EXTERIOR COATING	-	-	300,000	-	-	-	-	300,000
60722	42 ST GRGE-STAIRWELL WATERPROOFING	50,000	-	-	-	-	-	-	50,000
60724	42ND STREET GARAGE-FIRE SPRINKLER	-	-	40,000	-	-	-	-	40,000
60822	1755 MERIDIAN GARAGE LED LIGHTING	150,000	-	-	-	-	-	-	150,000
60922	SUNSET HARBOUR GARAGE SEALING	75,000	-	-	-	-	-	-	75,000
60929	12TH ST. PARKING GARAGE EM. LIGHTS	-	-	-	-	-	42,301	-	42,301
61022	SUNSET HARBOUR GRGE-TRAFFIC COATING	-	303,000	-	-	-	-	-	303,000
61029	12TH ST. PARKING GARAGE HM DOORS	-	-	-	-	-	35,840	-	35,840
61123	12TH ST GARAGE-STAIRWELL DOOR	-	32,000	-	-	-	-	-	32,000
61129	13TH ST. PARKING GARAGE MAIN ELECTR	-	-	-	-	-	54,900	-	54,900
61223	12TH ST. GARAGE-STAIRWELL RAILING	-	25,000	-	-	-	-	-	25,000
61229	13TH ST. PARKING GARAGE TRAF. COAT	-	-	-	-	-	812,000	-	812,000
61317	13TH ST. GARAGE-STAIRWELL RAILING	50,000	-	-	-	-	-	-	50,000
61323	42ND ST GARAGE-PLUMBING SYSTEM UPD.	-	75,000	-	-	-	-	-	75,000
61329	1755 PARKING GARAGE ELEVATOR REN.	-	-	-	-	-	640,500	-	640,500
61417	17TH ST GRGE INT. FLOOR DRAINAGE	30,000	-	-	-	-	-	-	30,000

MIAMIBEACH

CITY OF MIAMI BEACH
FY 2023 - 2027 CAPITAL IMPROVEMENT PLAN BY FUNDING SUMMARY

ATTACHMENT A

PROJECT	PROJECT NAME	Previous Years	FY 2023	FY 2024	FY 2025	FY 2026	FY 2027	Future	Total
61423	1755 GARAGE FIRE PUMP REPLACEMENT	-	100,000	-	-	-	-	-	100,000
61429	1755 PARKING GARAGE EMG. BATTERY	-	-	-	-	-	711,260	-	711,260
61517	17 ST GRGE-STORAGE SPACE RENOVATION	100,000	-	-	-	-	-	-	100,000
61523	SUNSET HARBOUR GARAGE FIRE PUMP	-	100,000	-	-	-	-	-	100,000
61529	1755 PARKING GARAGE FIRE ALARM SYST	-	-	-	-	-	2,074,000	-	2,074,000
61617	17TH ST GARAGE-PLUMBING SYSTEM UPD.	-	75,000	-	-	-	-	-	75,000
61629	17ST ST. PARKING GARAGE ELEVATOR	-	-	-	-	-	396,500	-	396,500
61729	42TH STREET RESTROOM RENOVATION	-	-	-	-	-	93,000	-	93,000
61817	42ND ST. GARAGE-STAIRWELL RAILING	25,000	-	-	-	-	-	-	25,000
61829	SUNSET HARBOR PARKING GARAGE ALARM	-	-	-	-	-	732,000	-	732,000
61917	1755 MERIDIAN GARAGE FLOOR DRAINAGE	200,000	-	-	-	-	-	-	200,000
61929	SUNSET HARBOR PARKING GARAGE PUMP	-	-	-	-	-	2,074,000	-	2,074,000
62017	SUNSET HARBOUR GARAGE LED LIGHTING	300,000	-	-	-	-	-	-	300,000
62029	SUNSET HARBOR PARKING GARAGE SPRINL	-	-	-	-	-	439,200	-	439,200
62100	42ND ST. PARKING GARAGE MAINTENANCE	160,000	-	-	-	-	-	-	160,000
62118	12TH STREET PARKING LIGHTING (LED)	64,000	-	-	-	-	-	-	64,000
62129	SUNSET HARBOR PARKING GARAGE SCREEN	-	-	-	-	-	403,200	-	403,200
62218	13TH STREET GARAGE LIGHTING (LED)	175,000	-	-	-	-	-	-	175,000
62223	12TH STREET OVERHEAD GATE RENEWAL	-	62,000	-	-	-	-	-	62,000
62229	SUNSET HARBOR PARKING GARAGE CAMERA	-	-	-	-	-	103,700	-	103,700
62326	12TH ST. PARKING GARAGE WINDOWS	-	-	-	-	224,000	-	-	224,000
62426	13TH ST. PARKING GARAGE HM DOORS	-	-	-	-	40,259	-	-	40,259
62526	13TH ST. PARKING GARAGE CCTV	-	-	-	-	78,812	-	-	78,812
62625	12TH ST. PARKING GARAGE DOM. WATER	-	-	-	195,606	-	-	-	195,606
62626	17TH ST. PARKING GARAGE ELECTRICAL	-	-	-	-	273,280	-	-	273,280
62725	13TH ST. PARKING GARAGE DOM. WATER	-	-	-	420,263	-	-	-	420,263
62726	17TH ST. PARKING GARAGE FIRE ALARM	-	-	-	-	317,200	-	-	317,200
62825	13TH ST. PARKING GARAGE COOLING	-	-	-	65,154	-	-	-	65,154
62826	17TH ST. PARKING GARAGE TRAFF. COAT	-	-	-	-	3,250,368	-	-	3,250,368
62925	1755 PARKING GARAGE FIRE PUMP REPLA	-	-	-	152,500	-	-	-	152,500
62926	42ND ST. PARKING GARAGE LANDSCAPING	-	-	-	-	36,480	-	-	36,480
62940	CITYWIDE PARKING LOT LIGHTING	250,000	-	-	-	-	-	-	250,000
63025	1755 PARKING GARAGE FIRE SPRINKLE R	-	-	-	366,000	-	-	-	366,000
63026	42ND ST. PARKING GARAGE MAIN ELECTR	-	-	-	-	152,500	-	-	152,500
63125	17TH ST. PARKING GARAGE BOLLARDS	-	-	-	53,680	-	-	-	53,680
63126	42ND ST. PARKING GARAGE PAINTING	-	-	-	-	190,400	-	-	190,400
63225	17TH ST. PARKING GARAGE DOM. WATER	-	-	-	417,240	-	-	-	417,240

PROJECT	PROJECT NAME	Previous Years	FY 2023	FY 2024	FY 2025	FY 2026	FY 2027	Future	Total
63226	42ND ST. PARKING GARAGE BARRIERS	-	-	-	-	274,400	-	-	274,400
63325	17TH ST. PARKING GARAGE ELECTRICAL	-	-	-	97,600	-	-	-	97,600
63326	SUNSET HARBOR PARKING GARAGE GENER.	-	-	-	-	224,000	-	-	224,000
63425	42ND ST. PARKING GARAGE DOM. WATER	-	-	-	67,100	-	-	-	67,100
63426	SUNSET HARBOR PARKING GARAGE COAT	-	-	-	-	2,240,000	-	-	2,240,000
63525	42ND ST. PARKING GARAGE DRAINAGE	-	-	-	89,060	-	-	-	89,060
63625	42ND ST. PARKING GARAGE TRAF. COAT	-	-	-	1,824,000	-	-	-	1,824,000
64018	17TH ST GARAGE 40YR RECERTIFICATION	270,594	-	-	-	-	-	-	270,594
64419	13TH STREET GARAGE - WATER SYSTEM	33,000	-	-	-	-	-	-	33,000
64424	CONVENTION CENTER GARAGE STR. ASSMT	-	30,000	-	-	-	-	-	30,000
64519	17TH STREET GARAGE - 1ST FL OFFICE	45,000	-	-	-	-	-	-	45,000
64524	17TH ST. PARKING GARAGE TRAF. COAT	-	303,000	-	-	-	-	-	303,000
64619	SURFACE LOTS CITYWIDE LANDSCAPING	100,000	-	-	-	-	-	-	100,000
64624	17TH ST. PARKING GARAGE DECORATIVE	-	52,000	-	-	-	-	-	52,000
64724	17TH ST. PARKING GARAGE ENTRANCE	-	28,000	-	-	-	-	-	28,000
64824	1755 MERIDIAN AVE GARAGE ELEVATOR	-	47,000	-	-	-	-	-	47,000
64924	42ND ST. PARKING GARAGE RENEWAL	-	43,000	-	-	-	-	-	43,000
65024	12TH ST. PARKING GARAGE OFFICE RENO	-	51,000	-	-	-	-	-	51,000
65124	42ND ST. PARKING GARAGE GATE	-	34,000	-	-	-	-	-	34,000
66121	12 ST. PARKING GARAGE FIRE ALARM	50,000	-	-	-	-	-	-	50,000
66522	5TH ST & ALTON GARA STORMWATER WELL	67,000	-	-	-	-	-	-	67,000
67418	42ND STREET GARAGE-DISPATCH AREA	100,000	-	-	-	-	-	-	100,000
67518	1755 MERIDIAN AVE OFFICE SECURITY	35,000	-	-	-	-	-	-	35,000
67618	12TH STREET GARAGE-ROOF RENEWAL	64,000	-	-	-	-	-	-	64,000
67818	17 ST GARAGE-GENERATOR REPLACEMENT	120,000	-	-	-	-	-	-	120,000
68018	42ND STREET GARAGE-GENERATOR	96,550	-	-	-	-	-	-	96,550
68022	SKIDATA GARAGE SOFTWARE UPGRADE	475,000	-	-	-	-	-	-	475,000
68118	42ND ST GARAGE- INTERIOR DRAINAGE	34,000	-	-	-	-	-	-	34,000
68723	5TH & ALTON CCTV UPGRADES	-	15,000	-	-	-	-	-	15,000
68823	5TH & ALTON ROOF DECK WATERPROOFING	-	920,000	-	-	-	-	-	920,000
69023	5TH & ALTON ELEVATOR/ESCALATOR REPL	-	207,000	-	-	-	-	-	207,000
69123	12TH ST. PARKING GARAGE UPGRADE	-	51,000	-	-	-	-	-	51,000
69223	12TH ST. PARKING GARAGE DRAIN	-	55,000	-	-	-	-	-	55,000
69323	12TH ST. PARKING GARAGE EXP. JOINTS	-	56,000	-	-	-	-	-	56,000
69423	13TH ST. PARKING GARAGE LED LIGHTS	-	43,000	-	-	-	-	-	43,000
69523	13TH ST. PARKING GARAGE STRUCTURAL	-	33,000	-	-	-	-	-	33,000
69623	17TH ST. PARKING GARAGE LED LIGHTIN	-	342,000	-	-	-	-	-	342,000

MIAMIBEACH

CITY OF MIAMI BEACH
FY 2023 - 2027 CAPITAL IMPROVEMENT PLAN BY FUNDING SUMMARY

ATTACHMENT A

PROJECT	PROJECT NAME	Previous Years	FY 2023	FY 2024	FY 2025	FY 2026	FY 2027	Future	Total
69723	42ND ST. PARKING GARAGE REMODEL	-	69,000	-	-	-	-	-	69,000
69823	SUNSET HARBOR PARKING GARAGE TRENCH	-	37,000	-	-	-	-	-	37,000
69923	SUNSET HARBOR PARKING GARAGE DRAIN	-	37,000	-	-	-	-	-	37,000
	Fund Total:	**15,515,781**	**3,802,766**	**890,000**	**4,732,203**	**7,801,699**	**8,612,401**	**-**	**41,354,850**
510 FLEET MANAGEMENT FUND									
60326	FY26 VEHICLE/EQUIPMENT REPLACEMENT	-	-	-	-	5,283,000	-	-	5,283,000
60425	FY25 VEHICLE/EQUIPMENT REPLACEMENT	-	-	-	4,394,000	-	-	-	4,394,000
61122	FY22 VEHICLE/EQUIPMENT REPLACEMENT	7,414,000	-	-	-	-	-	-	7,414,000
61424	FY24 VEHICLE/EQUIPMENT REPLACEMENT	-	-	8,229,000	-	-	-	-	8,229,000
61723	FY23 VEHICLE/EQUIPMENT REPLACEMENT	-	7,279,000	-	-	-	-	-	7,279,000
62329	FY27 VEHICLE/EQUIPMENT REPLACEMENT	-	-	-	-	-	1,358,000	-	1,358,000
63421	FY21 VEHICLE/EQUIPMENT REPLACEMENT	9,968,000	-	-	-	-	-	-	9,968,000
63526	FLEET MANAGEMENT OFFICE RECONFIGURA	-	-	-	-	104,000	-	-	104,000
63626	FLEET MANAGEMENT AWNING STRUCTURE	-	-	-	-	31,000	-	-	31,000
63725	FLEET MANAGEMENT INTERCOM SYSTEM	-	-	-	57,000	-	-	-	57,000
63726	ELECTRO WAVE BUILDIG PAINTING	-	-	-	-	28,000	-	-	28,000
63922	FLEET BAYS PLUMBING RENEWAL	-	-	141,000	-	-	-	-	141,000
65224	FLEET MECHANICAL SHOPS AIR CIRCULAT	-	153,000	-	-	-	-	-	153,000
65324	FLEET / SANITATION ROOF DRAIN, INTE	-	143,000	-	-	-	-	-	143,000
65424	ELECTRO WAVE ROOF REPAIRS	-	17,000	-	-	-	-	-	17,000
65524	FLEET MANAGEMENT EXTERIOR PAINTING	-	-	112,000	-	-	-	-	112,000
65618	FLEET MANAGEMENT STAIRS RESTORATION	-	-	35,000	-	-	-	-	35,000
65624	FLEET WAREHOUSE SPACE MANAGEMENT &	-	244,000	-	-	-	-	-	244,000
65718	FLEET MANAGEMENT WAREHOUSE CEILING	-	-	-	30,000	-	-	-	30,000
65918	FLEET MANAGEMENT LED LIGHTING	-	-	-	75,000	-	-	-	75,000
66118	FLEET MANAGEMENT BAYS PAINTING	-	-	-	120,000	-	-	-	120,000
68122	FLEET FACILITY 40 YEAR RE-CERT.	10,000	-	-	-	-	-	-	10,000
68222	FLEET FACILITY PHASE II UPGRADE	201,578	-	-	-	-	-	-	201,578
68322	FLEET FACILITY SECURITY CAMERAS	157,000	-	-	-	-	-	-	157,000
68422	FLEET WARHSE. WTRPRF & ROOF REPAIRS	93,422	-	-	-	-	-	-	93,422
68522	FLEET FACILITY GATE	51,000	-	-	-	-	-	-	51,000
68622	FLEET PARKING LOT RESURFACING	96,000	-	-	-	-	-	-	96,000
69470	FLEET/SANITATION FIRE ALARM SYSTEM	42,900	-	-	-	-	-	-	42,900
	Fund Total:	**18,033,900**	**7,836,000**	**8,517,000**	**4,676,000**	**5,446,000**	**1,358,000**	**-**	**45,866,900**
520 PROPERTY MANAGEMENT FUND									
65724	FACILITY MANAGEMENT CHILLER RENEWAL	-	147,000	-	-	-	-	-	147,000
65824	FACILITY MANAGEMENT EXTERIOR WATERP	-	140,000	-	-	-	-	-	140,000

MIAMIBEACH

CITY OF MIAMI BEACH
FY 2023 - 2027 CAPITAL IMPROVEMENT PLAN BY FUNDING SUMMARY

ATTACHMENT A

PROJECT	PROJECT NAME	Previous Years	FY 2023	FY 2024	FY 2025	FY 2026	FY 2027	Future	Total
65924	FACILITY MANAGEMENT AIR COMPRESSOR	-	-	25,760	-	-	-	-	25,760
	Fund Total:	**-**	**287,000**	**25,760**	**-**	**-**	**-**	**-**	**312,760**
550 COMMUNICATIONS FUND									
22018	FIBER COMMUNICATIONS INSTALLATION	292,000	-	-	-	-	-	-	292,000
23119	GO#49: PUBLIC SAFETY RADIO SYSTEM	667,718	-	-	-	-	-	-	667,718
	Fund Total:	**959,718**	**-**	**-**	**-**	**-**	**-**	**-**	**959,718**
FGO NEIGH FUTURE G.O. BONDS NEIGHBORHOOD									
24619	GO#37: SIDEWALK IMPROVEMENTS	-	-	4,480,318	-	-	-	3,900,000	8,380,318
27319	GO#31: OCEAN DRIVE CORRIDOR	-	-	18,000,000	-	-	-	-	18,000,000
27519	GO#34: ABOVE GROUND IMPROVEMENTS	-	-	23,000,000	-	-	-	20,000,000	43,000,000
27719	GO#36: WASHINGTON AVE. CORRIDOR	-	-	9,000,000	-	-	-	-	9,000,000
27819	GO#38: STREET PAVEMENT	-	-	12,100,000	-	-	-	12,100,000	24,200,000
27919	GO#39: SEAWALLS & SHORELINES	-	-	5,000,000	-	-	-	-	5,000,000
28019	GO#40: 41 ST. CORRIDOR	-	-	12,919,682	-	-	-	-	12,919,682
68219	GO#33: STREET TREE MASTER PLAN	-	-	2,380,000	-	-	-	-	2,380,000
68419	GO#42: TRAFFIC CALMING	-	-	500,000	-	-	-	-	500,000
68619	GO#43: BIKE LANES & SHARED USE PATH	-	-	2,620,000	-	-	-	-	2,620,000
27619	GO#35: FLAMINGO PARK NEIGHBORHOOD	-	-	-	-	-	-	20,000,000	20,000,000
28119	GO#41: LA GORCE NEIGHBORHOOD	-	-	-	-	-	-	14,000,000	14,000,000
28219	GO#44: NORTH SHORE NEIGHBORHOOD	-	-	-	-	-	-	8,000,000	8,000,000
	Fund Total:	**-**	**-**	**90,000,000**	**-**	**-**	**-**	**78,000,000**	**168,000,000**
FGO P.SAFE FUTURE GO BONDS PUBLIC SAFETY									
28319	GO#45: FIRE STATION #1	-	-	6,000,000	-	-	-	-	6,000,000
28419	GO#46: OCEAN RESCUE NOBE FACILITY	-	-	4,000,000	-	-	-	-	4,000,000
28619	GO#51: FIRE STATION #3	-	-	10,000,000	-	-	-	-	10,000,000
28719	GO#53: SECURITY FOR PUBLIC SPACES	-	-	2,350,000	-	-	-	-	2,350,000
28819	GO#54: MARINE PATROL FACILITY	-	-	700,000	-	-	-	-	700,000
68519	GO#48: POLICE HQ FACILITY	-	-	4,500,000	-	-	-	-	4,500,000
68919	GO#52: LED LIGHTING IN PARKS	-	-	759,000	-	-	-	-	759,000
69019	GO#55: STREET LIGHTING IMPROVEMENTS	-	-	6,500,000	-	-	-	-	6,500,000
	Fund Total:	**-**	**-**	**34,809,000**	**-**	**-**	**-**	**-**	**34,809,000**
FGO PKS FUTURE G.O. BONDS PARKS									
25019	GO#1: 72 ST. COMMUNITY COMPLEX	-	-	43,000,000	-	-	-	-	43,000,000
25419	GO#5: FLAMINGO PARK & YOUTH CENTER	-	-	15,150,000	-	-	-	-	15,150,000
25519	GO#6: FISHER PARK	-	-	105,000	-	-	-	-	105,000
25619	GO#7: LA GORCE PARK	-	-	150,000	-	-	-	-	150,000
26019	GO#11: MUSS PARK	-	-	250,000	-	-	-	-	250,000

MIAMIBEACH

CITY OF MIAMI BEACH
FY 2023 - 2027 CAPITAL IMPROVEMENT PLAN BY FUNDING SUMMARY

ATTACHMENT A

PROJECT	PROJECT NAME	Previous Years	FY 2023	FY 2024	FY 2025	FY 2026	FY 2027	Future	Total
26219	GO#13: N.SHORE PARK & YOUTH CENTER	-	-	2,185,000	-	-	-	-	2,185,000
26719	GO#23: BAYWLK PEDESTRIAN BRIDGE	-	-	5,000,000	-	-	-	-	5,000,000
26919	GO#27: LOG CABIN	-	-	1,076,000	-	-	-	-	1,076,000
27019	GO#28: ART DECO MUSEUM	-	-	2,000,000	-	-	-	-	2,000,000
27119	GO#29: WEST LOTS	-	-	4,000,000	-	-	-	-	4,000,000
67519	GO#14: PALM ISLAND PARK	-	-	231,000	-	-	-	-	231,000
67619	GO#16: PINETREE PARK	-	-	700,000	-	-	-	-	700,000
67719	GO#20: SOUTH POINTE PARK	-	-	480,000	-	-	-	-	480,000
67919	GO#22: TATUM PARK	-	-	840,000	-	-	-	-	840,000
68019	GO#25: WATERWAY RESTORATION	-	-	6,000,000	-	-	-	-	6,000,000
	Fund Total:	**-**	**-**	**81,167,000**	**-**	**-**	**-**	**-**	**81,167,000**
FSW FUTURE STORMWATER									
20527	FDOT UTILITIES RELOCATION	-	-	-	10,000,000	-	-	-	10,000,000
20922	NORMANDY ISLES DRAINAGE IMPROVEMENT	-	-	-	-	14,600,000	80,300,000	65,700,000	160,600,000
21424	CITYWIDE INTERIM FLOOD SOLUTIONS	-	-	15,955,496	4,800,000	3,600,000	4,700,000	5,200,000	34,255,496
24120	TOWN CENTER	-	-	-	39,522,252	27,022,252	-	-	66,544,504
29020	CITYWIDE SEAWALL REHAB	-	-	-	-	-	10,000,000	10,000,000	20,000,000
20124	ALLISON ISLAND NORTH	-	-	-	-	-	-	6,154,321	6,154,321
20224	NORMANDY SHORES	-	-	-	-	-	-	29,147,027	29,147,027
20323	LA GORCE ISLAND	-	-	-	-	-	-	9,104,921	9,104,921
20324	BELLE ISLE	-	-	-	-	-	-	4,550,621	4,550,621
20422	FLAMINGO NEIGHBORHOOD	-	-	-	-	-	-	120,000,000	120,000,000
20424	BISCAYNE BEACH	-	-	-	-	-	-	20,445,421	20,445,421
20522	NAUTILUS NEIGHBORHOOD	-	-	-	-	-	-	29,486,421	29,486,421
20524	BISCAYNE POINT	-	-	-	-	-	-	13,266,321	13,266,321
20624	CENTRAL BAYSHORE	-	-	-	-	-	-	7,963,400	7,963,400
20724	INDIAN CREEK PARKWAY	-	-	-	-	-	-	9,217,121	9,217,121
20824	PARK VIEW ISLAND	-	-	-	-	-	-	4,759,121	4,759,121
20924	STAR ISLAND	-	-	-	-	-	-	6,032,621	6,032,621
21122	SUNSET ISLAND 1	-	-	-	-	-	-	5,319,421	5,319,421
21222	SUNSET ISLAND 2	-	-	-	-	-	-	7,446,121	7,446,121
22320	LAKEVIEW NEIGHBORHOOD IMPROVEMENTS	-	-	-	-	-	-	25,600,000	25,600,000
22418	MT. SINAI STORMWATER PUMP STATION	-	-	-	-	-	-	13,227,421	13,227,421
22720	PUBLIC WORKS FACILITY-PUMP STATION	-	-	-	-	-	-	2,300,000	2,300,000
23220	NORTH SHORE NEIGH. IMPROVEMENTS	-	-	-	-	-	-	40,627,421	40,627,421
23240	LA GORCE NEIGHBORHOOD IMPROVEMENTS	-	-	-	-	-	-	40,000,000	40,000,000
23270	CITY CENTER COMMERCIAL DISTRICT BPB	-	-	-	-	-	-	40,227,421	40,227,421

MIAMIBEACH

CITY OF MIAMI BEACH
FY 2023 - 2027 CAPITAL IMPROVEMENT PLAN BY FUNDING SUMMARY

ATTACHMENT A

PROJECT	PROJECT NAME	Previous Years	FY 2023	FY 2024	FY 2025	FY 2026	FY 2027	Future	Total
24020	ORCHARD PARK	-	-	-	-	-	-	13,688,421	13,688,421
	Fund Total:	**-**	**-**	**15,955,496**	**54,322,252**	**45,222,252**	**95,000,000**	**529,463,542**	**739,963,542**
FWS FUTURE WATER & SEWER									
20527	FDOT UTILITIES RELOCATION	-	-	-	17,000,000	-	-	-	17,000,000
20619	WASTE WATER STATIONS REHABILITATION	-	-	3,194,267	2,802,046	8,069,325	5,571,381	-	19,637,019
20922	NORMANDY ISLES DRAINAGE IMPROVEMENT	-	-	-	-	11,680,000	67,160,000	52,560,000	131,400,000
24120	TOWN CENTER	-	-	-	25,000,000	25,000,000	-	-	50,000,000
28120	WATER PUMP STATIONS IMPROVEMENTS	-	-	2,595,063	9,972,155	4,654,113	7,045,776	-	24,267,107
28220	WASTEWATER MANHOLE REHABILITATION	-	-	2,752,016	-	-	-	-	2,752,016
28520	WATER & WASTEWATER MAINS AND REHAB	-	-	56,510,525	8,534,710	7,486,611	4,053,930	89,446,249	166,032,025
20422	FLAMINGO NEIGHBORHOOD	-	-	-	-	-	-	94,000,000	94,000,000
22320	LAKEVIEW NEIGHBORHOOD IMPROVEMENTS	-	-	-	-	-	-	15,400,000	15,400,000
22418	MT. SINAI STORMWATER PUMP STATION	-	-	-	-	-	-	6,500,000	6,500,000
22720	PUBLIC WORKS FACILITY-PUMP STATION	-	-	-	-	-	-	2,990,000	2,990,000
23220	NORTH SHORE NEIGH. IMPROVEMENTS	-	-	-	-	-	-	19,500,000	19,500,000
23240	LA GORCE NEIGHBORHOOD IMPROVEMENTS	-	-	-	-	-	-	40,000,000	40,000,000
23270	CITY CENTER COMMERCIAL DISTRICT BPB	-	-	-	-	-	-	14,560,000	14,560,000
	Fund Total:	**-**	**-**	**65,051,871**	**63,308,911**	**56,890,049**	**83,831,087**	**334,956,249**	**604,038,167**
Future Funding Not Designated									
69828	SLOW STREETS	-	-	-	-	-	-	1,200,000	1,200,000
69928	COLLINS PARK CULTURAL FACILITY	-	-	-	-	-	-	7,670,000	7,670,000
	Fund Total:	**-**	**-**	**-**	**-**	**-**	**-**	**8,870,000**	**8,870,000**
	Grand Total:	**1,748,243,934**	**73,657,820**	**322,111,075**	**149,767,054**	**128,438,505**	**199,061,069**	**1,200,672,500**	**3,821,951,957**

MIAMIBEACH

CITY OF MIAMI BEACH
FY 2023 - 2027 CAPITAL IMPROVEMENT PLAN BY PROGRAM

ATTACHMENT B

PROJECT	PROGRAM	Previous Years	FY 2023	FY 2024	FY 2025	FY 2026	FY 2027	Future	Total
ART IN PUBLIC PLACES									
TOURISM & CULTURAL DEPARTMENT									
20377	AIPP MB CONVENTION	7,530,797	-	-	-	-	-	-	7,530,797
22618	AIPP FIRE STATION 2	95,334	-	-	-	-	-	-	95,334
22718	AIPP FLAMINGO PARK PROJECT	194,000	-	-	-	-	-	-	194,000
22918	AIPP LUMMUS PARK PROJECT	116,000	-	-	-	-	-	-	116,000
65922	TOBIAS REHBERGER OBSTINATE LIGHTHSE	85,000	-	-	-	-	-	-	85,000
66422	JAUME PLENSA MINNA MONUMENTAL SCLP.	1,000,000	-	-	-	-	-	-	1,000,000
		9,021,131	**-**	**-**	**-**	**-**	**-**	**-**	**9,021,131**
	TOTAL:	**9,021,131**	**-**	**-**	**-**	**-**	**-**	**-**	**9,021,131**
BRIDGES									
PROPERTY MANAGEMENT									
61719	41ST STREET BRIDGES REPAIR	440,000	-	-	-	-	-	-	440,000
PW ADMINISTRATION									
65519	BRIDGE REPAIRS FY19	60,875	-	-	-	-	-	-	60,875
PW ENGINEERING									
22920	CITYWIDE BRIDGES	1,675,202	3,000,000	-	-	-	-	8,800,000	13,475,202
25750	WEST AVE BDG OVER COLLINS CANAL	7,145,127	-	-	-	-	-	-	7,145,127
		8,820,329	**3,000,000**	**-**	**-**	**-**	**-**	**8,800,000**	**20,620,329**
TOURISM & CULTURAL DEPARTMENT									
67140	81ST ST PEDESTRIAN BRIDGE	180,000	-	-	-	-	-	-	180,000
TRANSPORTATION									
64160	PAINTING & LIGHTING OF BRIDGES	1,585,000	-	-	-	-	-	-	1,585,000
	TOTAL:	**11,086,204**	**3,000,000**	**-**	**-**	**-**	**-**	**8,800,000**	**22,886,204**
COMMUNITY CENTERS									
PROPERTY MANAGEMENT									
21621	ADAPTIVE FITNESS AND RECREATION CTR	2,500,000	-	-	-	-	-	-	2,500,000
	TOTAL:	**2,500,000**	**-**	**-**	**-**	**-**	**-**	**-**	**2,500,000**
CONVENTION CENTER									
CAPITAL IMPROVEMENT PROGRAM									
28170	CONVENTION CENTER PARK	9,462,000	1,197,000	-	-	-	-	-	10,659,000
28180	CONVENTION CENTER - CARL FISHER	4,262,900	-	-	-	-	-	-	4,262,900
		13,724,900	**1,197,000**	**-**	**-**	**-**	**-**	**-**	**14,921,900**
CMO CONVENTION CENTER DISTRICT									
28160	CONVENTION CENTER RENOVATION	642,521,648	-	-	-	-	-	-	642,521,648
TOURISM & CULTURAL DEPARTMENT									
23023	MBCC COOLING TOWER OVERHAUL	-	300,000	-	-	-	-	-	300,000
23123	MBCC RENOVATION PUNCH LIST ITEMS	-	501,000	-	-	-	-	-	501,000
		-	**801,000**	**-**	**-**	**-**	**-**	**-**	**801,000**
	TOTAL:	**656,246,548**	**1,998,000**	**-**	**-**	**-**	**-**	**-**	**658,244,548**

MIAMIBEACH

CITY OF MIAMI BEACH
FY 2023 - 2027 CAPITAL IMPROVEMENT PLAN BY PROGRAM

ATTACHMENT B

PROJECT	PROGRAM	Previous Years	FY 2023	FY 2024	FY 2025	FY 2026	FY 2027	Future	Total
ENVIRONMENTAL									
CAPITAL IMPROVEMENT PROGRAM									
21018	BAYWALK PHASE 2	386,000	-	-	-	-	-	-	386,000
21119	BAYWALK 10TH TO 12TH STREET	310,000	-	-	-	-	-	-	310,000
28070	MIDDLE BEACH REC. CORRIDOR PH III	2,675,000	-	-	-	-	-	-	2,675,000
61920	MAURICE GIBB SOIL REMEDIATION	1,092,000	-	-	-	-	-	-	1,092,000
69520	WATERWAY RESTORATION	250,000	-	-	-	-	-	-	250,000
		4,713,000	**-**	**-**	**-**	**-**	**-**	**-**	**4,713,000**
ENVIRONMENT SUSTAINABILITY									
62719	FLEET MGMT FACILITY REMEDIATION	111,000	-	-	-	-	-	-	111,000
62819	LAKE PANCOAST MANGR. LIVING SHRLNE.	30,000	-	-	-	-	-	1,450,000	1,480,000
65822	MIAMI BEACH MOORING FIELD	156,000	227,000	-	-	-	-	2,200,000	2,583,000
68019	GO#25: WATERWAY RESTORATION	-	-	6,000,000	-	-	-	-	6,000,000
		297,000	**227,000**	**6,000,000**	**-**	**-**	**-**	**3,650,000**	**10,174,000**
	TOTAL:	**5,010,000**	**227,000**	**6,000,000**	**-**	**-**	**-**	**3,650,000**	**14,887,000**
EQUIPMENT									
FLEET MANAGEMENT									
60326	FY26 VEHICLE/EQUIPMENT REPLACEMENT	-	-	-	-	5,283,000	-	-	5,283,000
60425	FY25 VEHICLE/EQUIPMENT REPLACEMENT	-	-	-	4,394,000	-	-	-	4,394,000
61122	FY22 VEHICLE/EQUIPMENT REPLACEMENT	7,414,000	-	-	-	-	-	-	7,414,000
61424	FY24 VEHICLE/EQUIPMENT REPLACEMENT	-	-	8,229,000	-	-	-	-	8,229,000
61723	FY23 VEHICLE/EQUIPMENT REPLACEMENT	-	7,279,000	-	-	-	-	-	7,279,000
62329	FY27 VEHICLE/EQUIPMENT REPLACEMENT	-	-	-	-	-	1,358,000	-	1,358,000
63421	FY21 VEHICLE/EQUIPMENT REPLACEMENT	9,968,000	-	-	-	-	-	-	9,968,000
		17,382,000	**7,279,000**	**8,229,000**	**4,394,000**	**5,283,000**	**1,358,000**	**-**	**43,925,000**
IT SUPPORT									
64718	MUNIS / ENERGOV/ ERP	683,165	-	-	-	-	-	-	683,165
PARKING ADMINISTRATION									
68022	SKIDATA GARAGE SOFTWARE UPGRADE	475,000	-	-	-	-	-	-	475,000
PARKS AND RECREATION									
62823	SCOTT RAKOW ICE RINK REFRIGERATION	-	-	-	1,128,000	-	-	1,037,000	2,165,000
POLICE CHIEF OFFICE									
20297	EXPANSION OF CITY WIDE SURVEILLANCE	180,000	-	-	-	-	-	-	180,000
21620	SECURITY CAMERAS ON BEACHWALK 23-46	903,000	-	-	-	-	-	-	903,000
22118	ENTERTAINMENT DISTRICT CAMERAS	170,000	-	-	-	-	-	-	170,000
22819	GO#57: CAMERAS- ENTERTAINMENT DIST.	1,490,000	-	-	-	-	-	-	1,490,000
28519	GO#47: LICENSE PLATE READERS	1,950,000	(374,326)	-	-	-	-	-	1,575,674
68819	GO#50: CAMERAS- BUSINESS DIST.	825,000	-	-	-	-	-	-	825,000

MIAMIBEACH

CITY OF MIAMI BEACH
FY 2023 - 2027 CAPITAL IMPROVEMENT PLAN BY PROGRAM

ATTACHMENT B

PROJECT	PROGRAM	Previous Years	FY 2023	FY 2024	FY 2025	FY 2026	FY 2027	Future	Total
69119	GO#56: CAMERAS- BEACHWALK	700,000	(6,781)	-	-	-	-	-	693,219
		6,218,000	**(381,107)**	**-**	**-**	**-**	**-**	**-**	**5,836,893**
PROPERTY MANAGEMENT									
23118	FIRE STATION 4 SECURITY ENHANCEMENT	50,683	-	-	-	-	-	-	50,683
60007	POLICE STATION NEW GENERATOR	625,000	-	-	-	-	-	-	625,000
60020	FLEET MGMT-GENERATOR TRNSFR SWITCH	100,000	-	-	-	-	-	-	100,000
63526	FLEET MANAGEMENT OFFICE RECONFIGURA	-	-	-	-	104,000	-	-	104,000
63626	FLEET MANAGEMENT AWNING STRUCTURE	-	-	-	-	31,000	-	-	31,000
63725	FLEET MANAGEMENT INTERCOM SYSTEM	-	-	-	57,000	-	-	-	57,000
63726	ELECTRO WAVE BUILDIG PAINTING	-	-	-	-	28,000	-	-	28,000
65224	FLEET MECHANICAL SHOPS AIR CIRCULAT	-	153,000	-	-	-	-	-	153,000
65324	FLEET / SANITATION ROOF DRAIN, INTE	-	143,000	-	-	-	-	-	143,000
65424	ELECTRO WAVE ROOF REPAIRS	-	17,000	-	-	-	-	-	17,000
65524	FLEET MANAGEMENT EXTERIOR PAINTING	-	-	112,000	-	-	-	-	112,000
65624	FLEET WAREHOUSE SPACE MANAGEMENT &	-	244,000	-	-	-	-	-	244,000
65821	FILLMORE ESCALATOR REPAIRS	162,219	-	-	-	-	-	-	162,219
66720	COLONY THEATER-SOUND AND VIDEO	-	-	107,000	-	-	-	-	107,000
67920	SMART BUILDING AUTOMATION SYSTEM	65,000	-	-	-	-	-	-	65,000
		1,002,902	**557,000**	**219,000**	**57,000**	**163,000**	**-**	**-**	**1,998,902**
PUBLIC SAFETY COMMUNICATIONS									
23119	GO#49: PUBLIC SAFETY RADIO SYSTEM	10,367,718	-	-	-	-	-	-	10,367,718
	TOTAL:	**36,128,785**	**7,454,893**	**8,448,000**	**5,579,000**	**5,446,000**	**1,358,000**	**1,037,000**	**65,451,678**
GENERAL PUBLIC BUILDINGS									
BUILDING									
26990	SECOND FL. RENOVATION-BUILDING DEPT	1,869,898	-	-	-	-	-	-	1,869,898
CAPITAL IMPROVEMENT PROGRAM									
20627	NORTH SHORE BANDSHELL CANOPY	668,000	-	-	-	-	-	-	668,000
22218	NORTH BEACH YARD	59,263	-	-	-	-	-	-	59,263
22822	FIRE STATION #1 (ADDITIONAL FUNDING FOR GO#45)	-	4,300,000	-	-	-	-	-	4,300,000
24530	SUNSET ISLANDS 1&2 GUARDHOUSE	668,225	-	-	-	-	-	-	668,225
28319	GO#45: FIRE STATION #1	4,000,000	-	6,000,000	-	-	-	-	10,000,000
28600	NSPYC EXTERIOR CAFE AND RESTROOMS	1,401,000	-	-	312,000	-	-	-	1,713,000
		6,796,488	**4,300,000**	**6,000,000**	**312,000**	**-**	**-**	**-**	**17,408,488**
ECONOMIC DEVELOPMENT									
23423	COLLINS PARK ARTIST WRKFRC. HOUSING	-	2,850,000	-	-	-	-	-	2,850,000
ENVIRONMENT SUSTAINABILITY									
64318	BAYSHORE GREEN WASTE FACILITY	750,000	-	-	-	-	-	-	750,000
FIRE PREVENTION									
28619	GO#51: FIRE STATION #3	-	-	10,000,000	-	-	-	-	10,000,000

MIAMIBEACH

CITY OF MIAMI BEACH
FY 2023 - 2027 CAPITAL IMPROVEMENT PLAN BY PROGRAM

ATTACHMENT B

PROJECT	PROGRAM	Previous Years	FY 2023	FY 2024	FY 2025	FY 2026	FY 2027	Future	Total
FIRE RESCUE									
28419	GO#46: OCEAN RESCUE NOBE FACILITY	1,000,000	-	4,000,000	-	-	-	-	5,000,000
62919	OUTDOOR TRAINING FACILITY (FIRE)	-	-	-	-	-	-	200,000	200,000
		1,000,000	**-**	**4,000,000**	**-**	**-**	**-**	**200,000**	**5,200,000**
PARKS AND RECREATION									
20920	NORTH SHORE BANDSHELL REAR SEATING	188,000	-	-	-	-	-	-	188,000
62723	SCOTT RAKOW ICE RINK PERIMTR. BOARD	-	-	-	354,000	-	-	296,000	650,000
		188,000	**-**	**-**	**354,000**	**-**	**-**	**296,000**	**838,000**
POLICE CHIEF OFFICE									
20228	MARINE PATROL FACILITY	-	3,900,000	-	-	-	-	-	3,900,000
28819	GO#54: MARINE PATROL FACILITY	2,000,000	-	700,000	-	-	-	-	2,700,000
		2,000,000	**3,900,000**	**700,000**	**-**	**-**	**-**	**-**	**6,600,000**
PROPERTY MANAGEMENT									
20128	POLICE HQ FACILITY	-	-	-	-	-	-	3,000,000	3,000,000
20421	NORTH SHORE BANDSHELL REAR CANOPY	310,000	-	-	-	-	-	-	310,000
20721	GREENSPACE FACILITY RENOVATION	200,000	456,000	-	-	-	-	-	656,000
21721	REAL TIME CRIME CENTER BUILDOUT	1,500,000	-	-	-	-	-	-	1,500,000
21821	MBPD HEADQUARTERS RENOVATION	181,936	-	-	-	-	-	-	181,936
22720	PUBLIC WORKS FACILITY-PUMP STATION	-	-	-	-	-	-	5,290,000	5,290,000
27019	GO#28: ART DECO MUSEUM	-	-	2,000,000	-	-	-	-	2,000,000
65622	SHANE ROWING CENTER ROOF REPLACEMEN	96,000	-	-	-	-	-	-	96,000
66021	SOUTH POINTE PARK RESTROOMS RENO.	86,000	-	-	-	-	-	-	86,000
		2,373,936	**456,000**	**2,000,000**	**-**	**-**	**-**	**8,290,000**	**13,119,936**
PW ADMINISTRATION									
20727	4TH FLOOR RENOVATION - PUBLIC WORKS	-	-	-	-	-	-	474,000	474,000
	TOTAL:	**14,978,322**	**11,506,000**	**22,700,000**	**666,000**	**-**	**-**	**9,260,000**	**59,110,322**
GOLF COURSES									
CAPITAL IMPROVEMENT PROGRAM									
26270	BAYSHORE PARK (PAR 3)	10,860,190	-	-	-	-	-	-	10,860,190
PARKS AND RECREATION									
20108	MIAMI B. GOLF COURSE PRACTICE TEE	124,000	-	-	-	-	-	-	124,000
20623	MIAMI BEACH GOLF COURSE RENOVATION	-	-	-	-	-	-	6,000,000	6,000,000
21420	MB GOLF COURSE IRRIGATION PUMP	100,000	-	-	-	-	-	-	100,000
60725	MIAMI BEACH GOLF CLUB PATIO AWNING	-	-	-	120,000	-	-	-	120,000
61224	MIAMI BEACH GOLF CLUB HOLE # 3 LAKE	-	-	60,000	-	-	-	-	60,000
61822	MB GOLF CLUB DRIVING RANGE NETTING	114,000	-	-	-	-	-	-	114,000
61922	MB GOLF CLUBHOUSE PAINTING	-	-	70,000	-	-	-	-	70,000
63622	MB GOLF CLUB REEL GRINDERS REPLACMT	71,000	-	-	-	-	-	-	71,000
67223	NORMANDY SHORES GOLF CLUB KITCH. FL	-	27,000	-	-	-	-	-	27,000

MIAMIBEACH

CITY OF MIAMI BEACH
FY 2023 - 2027 CAPITAL IMPROVEMENT PLAN BY PROGRAM

ATTACHMENT B

PROJECT	PROGRAM	Previous Years	FY 2023	FY 2024	FY 2025	FY 2026	FY 2027	Future	Total
68120	NORMANDY SHORES GOLF CLUB PUMPS	-	-	-	-	-	-	196,000	196,000
68627	NORMANDY SHORES GOLF CLUB RANGE TEE	-	-	-	-	-	-	120,000	120,000
		409,000	**27,000**	**130,000**	**120,000**	**-**	**-**	**6,316,000**	**7,002,000**
PARKS LANDSCAPE MANAGEMENT									
60325	NORMANDY SHORES GOLF CLUB TEE RENO.	125,000	-	-	-	-	-	-	125,000
60824	MB GOLF CLUBHOUSE CARPET REPLACEMNT	-	-	-	42,000	-	-	-	42,000
62023	MB GOLF CLUB KITCHEN FLOOR REPLACMT	43,000	-	-	-	-	-	-	43,000
62122	NORMANDY SHORES GOLF CARPET REPL.	40,000	-	-	-	-	-	-	40,000
		208,000	**-**	**-**	**42,000**	**-**	**-**	**-**	**250,000**
PROPERTY MANAGEMENT									
60921	N. SHORES GOLF CLUB-CLUBHOUSE ROOF	-	184,000	-	-	-	-	-	184,000
	TOTAL:	**11,477,190**	**211,000**	**130,000**	**162,000**	**-**	**-**	**6,316,000**	**18,296,190**
MONUMENTS									
PROPERTY MANAGEMENT									
20001	ALTON ROAD FOUNTAIN AT 20TH STREET	323,700	-	-	-	-	-	-	323,700
20011	WORLD WAR MEMORIAL	62,000	-	-	-	-	-	-	62,000
24630	FLAGLER MONUMENT SOLAR ILLUMINATION	289,000	-	-	-	-	-	-	289,000
60031	WATER TOWER RESTORATION STAR ISLAND	-	-	-	-	-	-	1,618,000	1,618,000
64421	MBPD CUBAN MONUMENT RESTORATION	26,545	-	-	-	-	-	-	26,545
		701,245	**-**	**-**	**-**	**-**	**-**	**1,618,000**	**2,319,245**
	TOTAL:	**701,245**	**-**	**-**	**-**	**-**	**-**	**1,618,000**	**2,319,245**
PARKING									
CAPITAL IMPROVEMENT PROGRAM									
21718	BISCAYNE BEACH ADDITIONAL PARKING	250,000	-	-	-	-	-	-	250,000
PARKING ADMINISTRATION									
68723	5TH & ALTON CCTV UPGRADES	-	69,405	-	-	-	-	-	69,405
68823	5TH & ALTON ROOF DECK WATERPROOFING	-	920,000	-	-	-	-	-	920,000
69023	5TH & ALTON ELEVATOR/ESCALATOR REPL	-	207,000	-	-	-	-	-	207,000
		-	**1,196,405**	**-**	**-**	**-**	**-**	**-**	**1,196,405**
PROPERTY MANAGEMENT									
60929	12TH ST. PARKING GARAGE EM. LIGHTS	-	-	-	-	-	42,301	-	42,301
61029	12TH ST. PARKING GARAGE HM DOORS	-	-	-	-	-	35,840	-	35,840
61129	13TH ST. PARKING GARAGE MAIN ELECTR	-	-	-	-	-	54,900	-	54,900
61229	13TH ST. PARKING GARAGE TRAF. COAT	-	-	-	-	-	812,000	-	812,000
61329	1755 PARKING GARAGE ELEVATOR REN.	-	-	-	-	-	640,500	-	640,500
61429	1755 PARKING GARAGE EMG. BATTERY	-	-	-	-	-	711,260	-	711,260
61529	1755 PARKING GARAGE FIRE ALARM SYST	-	-	-	-	-	2,074,000	-	2,074,000
61629	17ST ST. PARKING GARAGE ELEVATOR	-	-	-	-	-	396,500	-	396,500
61729	42TH STREET RESTROOM RENOVATION	-	-	-	-	-	93,000	-	93,000

MIAMIBEACH

CITY OF MIAMI BEACH
FY 2023 - 2027 CAPITAL IMPROVEMENT PLAN BY PROGRAM

ATTACHMENT B

PROJECT	PROGRAM	Previous Years	FY 2023	FY 2024	FY 2025	FY 2026	FY 2027	Future	Total
61829	SUNSET HARBOR PARKING GARAGE ALARM	-	-	-	-	-	732,000	-	732,000
61929	SUNSET HARBOR PARKING GARAGE PUMP	-	-	-	-	-	2,074,000	-	2,074,000
62029	SUNSET HARBOR PARKING GARAGE SPRINL	-	-	-	-	-	439,200	-	439,200
62129	SUNSET HARBOR PARKING GARAGE SCREEN	-	-	-	-	-	403,200	-	403,200
62229	SUNSET HARBOR PARKING GARAGE CAMERA	-	-	-	-	-	103,700	-	103,700
62326	12TH ST. PARKING GARAGE WINDOWS	-	-	-	-	224,000	-	-	224,000
62426	13TH ST. PARKING GARAGE HM DOORS	-	-	-	-	40,259	-	-	40,259
62526	13TH ST. PARKING GARAGE CCTV	-	-	-	-	78,812	-	-	78,812
62625	12TH ST. PARKING GARAGE DOM. WATER	-	-	-	195,606	-	-	-	195,606
62626	17TH ST. PARKING GARAGE ELECTRICAL	-	-	-	-	273,280	-	-	273,280
62725	13TH ST. PARKING GARAGE DOM. WATER	-	-	-	420,263	-	-	-	420,263
62726	17TH ST. PARKING GARAGE FIRE ALARM	-	-	-	-	317,200	-	-	317,200
62825	13TH ST. PARKING GARAGE COOLING	-	-	-	65,154	-	-	-	65,154
62826	17TH ST. PARKING GARAGE TRAFF. COAT	-	-	-	-	3,250,368	-	-	3,250,368
62925	1755 PARKING GARAGE FIRE PUMP REPLA	-	-	-	152,500	-	-	-	152,500
62926	42ND ST. PARKING GARAGE LANDSCAPING	-	-	-	-	36,480	-	-	36,480
63025	1755 PARKING GARAGE FIRE SPRINKLE R	-	-	-	366,000	-	-	-	366,000
63026	42ND ST. PARKING GARAGE MAIN ELECTR	-	-	-	-	152,500	-	-	152,500
63125	17TH ST. PARKING GARAGE BOLLARDS	-	-	-	53,680	-	-	-	53,680
63126	42ND ST. PARKING GARAGE PAINTING	-	-	-	-	190,400	-	-	190,400
63225	17TH ST. PARKING GARAGE DOM. WATER	-	-	-	417,240	-	-	-	417,240
63226	42ND ST. PARKING GARAGE BARRIERS	-	-	-	-	274,400	-	-	274,400
63325	17TH ST. PARKING GARAGE ELECTRICAL	-	-	-	97,600	-	-	-	97,600
63326	SUNSET HARBOR PARKING GARAGE GENER.	-	-	-	-	224,000	-	-	224,000
63425	42ND ST. PARKING GARAGE DOM. WATER	-	-	-	67,100	-	-	-	67,100
63426	SUNSET HARBOR PARKING GARAGE COAT	-	-	-	-	2,240,000	-	-	2,240,000
63525	42ND ST. PARKING GARAGE DRAINAGE	-	-	-	89,060	-	-	-	89,060
63625	42ND ST. PARKING GARAGE TRAF. COAT	-	-	-	1,824,000	-	-	-	1,824,000
64424	CONVENTION CENTER GARAGE STR. ASSMT	-	30,000	-	-	-	-	-	30,000
64524	17TH ST. PARKING GARAGE TRAF. COAT	-	303,000	-	-	-	-	-	303,000
64624	17TH ST. PARKING GARAGE DECORATIVE	-	52,000	-	-	-	-	-	52,000
64724	17TH ST. PARKING GARAGE ENTRANCE	-	28,000	-	-	-	-	-	28,000
64824	1755 MERIDIAN AVE GARAGE ELEVATOR	-	47,000	-	-	-	-	-	47,000
64924	42ND ST. PARKING GARAGE RENEWAL	-	43,000	-	-	-	-	-	43,000
65024	12TH ST. PARKING GARAGE OFFICE RENO	-	51,000	-	-	-	-	-	51,000
65124	42ND ST. PARKING GARAGE GATE	-	34,000	-	-	-	-	-	34,000
69123	12TH ST. PARKING GARAGE UPGRADE	-	51,000	-	-	-	-	-	51,000

MIAMIBEACH

CITY OF MIAMI BEACH
FY 2023 - 2027 CAPITAL IMPROVEMENT PLAN BY PROGRAM

ATTACHMENT B

PROJECT	PROGRAM	Previous Years	FY 2023	FY 2024	FY 2025	FY 2026	FY 2027	Future	Total
69223	12TH ST. PARKING GARAGE DRAIN	-	55,000	-	-	-	-	-	55,000
69323	12TH ST. PARKING GARAGE EXP. JOINTS	-	56,000	-	-	-	-	-	56,000
69423	13TH ST. PARKING GARAGE LED LIGHTS	-	43,000	-	-	-	-	-	43,000
69523	13TH ST. PARKING GARAGE STRUCTURAL	-	33,000	-	-	-	-	-	33,000
69623	17TH ST. PARKING GARAGE LED LIGHTIN	-	342,000	-	-	-	-	-	342,000
69723	42ND ST. PARKING GARAGE REMODEL	-	69,000	-	-	-	-	-	69,000
69823	SUNSET HARBOR PARKING GARAGE TRENCH	-	37,000	-	-	-	-	-	37,000
69923	SUNSET HARBOR PARKING GARAGE DRAIN	-	37,000	-	-	-	-	-	37,000
		-	**1,311,000**	**-**	**3,748,203**	**7,301,699**	**8,612,401**	**-**	**20,973,303**
	TOTAL:	**250,000**	**2,507,405**	**-**	**3,748,203**	**7,301,699**	**8,612,401**	**-**	**22,419,708**
PARKING GARAGES									
CAPITAL IMPROVEMENT PROGRAM									
27830	PARKING GARAGE AT 1262 COLLINS AVE	9,738,694	-	-	-	-	-	-	9,738,694
28010	COLLINS PARK PARKING GARAGE	27,590,271	-	-	-	-	-	-	27,590,271
		37,328,965	**-**	**-**	**-**	**-**	**-**	**-**	**37,328,965**
PARKING ADMINISTRATION									
22020	GARAGE-LICENSE PLATE RECOGNITION	855,000	-	-	-	-	-	-	855,000
26100	GARAGE SECURITY CAMERA SYSTEM	2,509,057	-	-	-	-	-	-	2,509,057
66522	5TH ST & ALTON GARA STORMWATER WELL	67,000	-	-	-	-	-	-	67,000
		3,431,057	**-**	**-**	**-**	**-**	**-**	**-**	**3,431,057**
PROPERTY MANAGEMENT									
20022	16TH ST.GARAGE-JOINT REPLACEMENT	200,000	-	-	-	-	-	-	200,000
20025	PENN GARAGE-ELEVATOR RENEWAL	-	-	-	-	-	-	500,000	500,000
20026	7TH STREET GARAGE-ELEVATOR	-	-	-	400,000	-	-	-	400,000
20125	1755 MERIDIAN GARAGE ELEVATOR	-	-	-	-	500,000	-	-	500,000
20225	SUNSET HARBOUR GARAGE ELEVATOR	-	-	-	500,000	-	-	-	500,000
20325	SUNSET HARBOUR GARAGE-ROOFTOP	-	-	-	300,000	-	-	-	300,000
20823	1755 MERIDIAN GRGE FIRE SPRINKLER	-	300,000	-	-	-	-	-	300,000
20923	SUNSET HARBOUR GRGE SPRINKLER	-	300,000	-	-	-	-	-	300,000
21121	7TH ST GRGE-ENTRANCE FLOOD CONTROL	278,000	-	-	-	-	-	-	278,000
21124	16TH ST GARAGE-EXTERIOR RENEWAL	-	-	400,000	-	-	-	-	400,000
21224	1755 GARAGE GENERATOR	-	-	200,000	-	-	-	-	200,000
21324	SUNSET HARBOUR GARAGE GENERATOR	-	-	200,000	-	-	-	-	200,000
21920	RECONFIGURATION OF SANITATION AREA	330,000	-	-	-	-	-	-	330,000
22122	SUNSET HARBOUR GARAGE SCREENING	200,000	-	-	-	-	-	-	200,000
22220	17TH ST.GARAGE-ELECTRICAL FEEDER	225,000	-	-	-	-	-	-	225,000
26290	17TH ST. PARKING GARAGE MAINTENANCE	235,000	-	-	-	-	-	-	235,000
60023	16TH ST GARAGE-PLUMBING SYSTEM UPD.	-	75,000	-	-	-	-	-	75,000

MIAMIBEACH

CITY OF MIAMI BEACH
FY 2023 - 2027 CAPITAL IMPROVEMENT PLAN BY PROGRAM

ATTACHMENT B

PROJECT	PROGRAM	Previous Years	FY 2023	FY 2024	FY 2025	FY 2026	FY 2027	Future	Total
60025	PENN GARAGE-ROOFTOP-STAIRS ELEVATOR	-	-	-	-	-	40,000	-	40,000
60119	17TH STREET PARKING GARAGE COATING	1,049,000	-	-	-	-	-	-	1,049,000
60120	13TH STREET PARKING GARAGE COATING	800,000	-	-	-	-	-	-	800,000
60124	7TH STREET GARAGE-LANDSCAPING	-	-	120,000	-	-	-	-	120,000
60129	16TH ST. PARKING GARAGE GENERAL PAI	-	-	-	-	-	-	183,000	183,000
60130	13TH ST GARAGE FIRE ALARM	46,580	-	-	-	-	-	-	46,580
60190	ANCHOR GARAGE ELEVATOR REPLACEMENT	357,995	-	-	-	-	-	-	357,995
60224	7 ST GARAGE-SUPERSTRUCTURE RENEWAL	-	-	-	250,000	-	-	-	250,000
60229	16TH ST. PARKING GARAGE PIPE BOLLAR	-	-	-	-	-	-	176,960	176,960
60324	16TH STREET GARAGE-GENERATOR	-	-	250,000	-	-	-	-	250,000
60329	16TH ST. PARKING GARAGE ROOF TOP LI	-	-	-	-	-	-	97,600	97,600
60422	7TH ST GARAGE-FIRE SPRINKLER & PUMP	300,000	-	-	-	-	-	-	300,000
60424	PENN GARAGE-GENERATOR RENEWAL	-	-	-	-	-	-	200,000	200,000
60429	16TH ST. PARKING GARAGE VEHICLE RES	-	-	-	-	-	-	172,020	172,020
60522	12TH ST GARAGE- INT. FLOOR DRAINAGE	45,000	-	-	-	-	-	-	45,000
60524	PENN GARAGE-PLUMBING SYSTEM UPDATE	-	-	-	-	75,000	-	-	75,000
60529	PENN GARAGE DOMESTIC WATER DISTRIBU	-	-	-	-	-	-	183,000	183,000
60620	7TH STREET GARAGE-INTERIOR DRAINAGE	30,000	-	-	-	-	-	-	30,000
60623	7TH STREET GARAGE-STAIRWELL RAILING	-	25,000	-	-	-	-	-	25,000
60624	17TH STREET GARAGE-EXTERIOR COATING	-	-	300,000	-	-	-	-	300,000
60629	PENN GARAGE EXIST SIGNS AND EMERGEN	-	-	-	-	-	-	183,000	183,000
60722	42 ST GRGE-STAIRWELL WATERPROOFING	50,000	-	-	-	-	-	-	50,000
60723	7TH ST GARAGE-TRAFFIC COATING	-	150,000	-	-	-	-	-	150,000
60724	42ND STREET GARAGE-FIRE SPRINKLER	-	-	40,000	-	-	-	-	40,000
60729	PENN GARAGE FIRE SPRINKLER RENEWAL	-	-	-	-	-	-	2,074,000	2,074,000
60822	1755 MERIDIAN GARAGE LED LIGHTING	150,000	-	-	-	-	-	-	150,000
60823	PENN GARAGE-FIRE SPRINKLER RENEWAL	-	300,000	-	-	-	-	-	300,000
60829	PENN GARAGE GENERATOR UPGRADE	-	-	-	-	-	-	481,600	481,600
60922	SUNSET HARBOUR GARAGE SEALING	75,000	-	-	-	-	-	-	75,000
60923	PENN GARAGE-FIRE PUMP REPLACEMENT	-	100,000	-	-	-	-	-	100,000
61021	MB POLICE GARAGE CONCRETE SPALLING	-	1,063,000	-	-	-	-	-	1,063,000
61022	SUNSET HARBOUR GRGE-TRAFFIC COATING	-	303,000	-	-	-	-	-	303,000
61023	PENN GARAGE-FIRE ALARM SYSTEM	-	35,000	-	-	-	-	-	35,000
61118	7TH STREET GARAGE UPGRADE LIGHTING	127,993	-	-	-	-	-	-	127,993
61123	12TH ST GARAGE-STAIRWELL DOOR	-	32,000	-	-	-	-	-	32,000
61218	7TH STREET PARKING GARAGE ROOF TOP	140,251	-	-	-	-	-	-	140,251
61223	12TH ST. GARAGE-STAIRWELL RAILING	-	25,000	-	-	-	-	-	25,000

MIAMIBEACH

CITY OF MIAMI BEACH
FY 2023 - 2027 CAPITAL IMPROVEMENT PLAN BY PROGRAM

ATTACHMENT B

PROJECT	PROGRAM	Previous Years	FY 2023	FY 2024	FY 2025	FY 2026	FY 2027	Future	Total
61317	13TH ST. GARAGE-STAIRWELL RAILING	50,000	-	-	-	-	-	-	50,000
61323	42ND ST GARAGE-PLUMBING SYSTEM UPD.	-	75,000	-	-	-	-	-	75,000
61417	17TH ST GRGE INT. FLOOR DRAINAGE	30,000	-	-	-	-	-	-	30,000
61423	1755 GARAGE FIRE PUMP REPLACEMENT	-	100,000	-	-	-	-	-	100,000
61517	17 ST GRGE-STORAGE SPACE RENOVATION	100,000	-	-	-	-	-	-	100,000
61617	17TH ST GARAGE-PLUMBING SYSTEM UPD.	-	75,000	-	-	-	-	-	75,000
61623	SUNSET HARBOUR GARAGE-FIRE ALARM	35,000	-	-	-	-	-	-	35,000
61717	42ND ST. GARAGE-50YR CERTIFICATION	312,090	-	-	-	-	-	-	312,090
61718	16TH STREET GARAGE FIRE SPRINKLER	1,444,000	-	-	-	-	-	-	1,444,000
61817	42ND ST. GARAGE-STAIRWELL RAILING	25,000	-	-	-	-	-	-	25,000
61818	16TH STREET GARAGE STAIRWAYS	81,200	-	-	-	-	-	-	81,200
61917	1755 MERIDIAN GARAGE FLOOR DRAINAGE	200,000	-	-	-	-	-	-	200,000
61925	7TH ST. PARKING GARAGE PERM. DECKS	-	-	-	75,000	-	-	-	75,000
61930	17TH STREET PARKING GARAGE ELEVATOR	876,000	-	-	-	-	-	-	876,000
62017	SUNSET HARBOUR GARAGE LED LIGHTING	300,000	-	-	-	-	-	-	300,000
62100	42ND ST. PARKING GARAGE MAINTENANCE	400,000	-	-	-	-	-	-	400,000
62218	13TH STREET GARAGE LIGHTING (LED)	175,000	-	-	-	-	-	-	175,000
62223	12TH STREET OVERHEAD GATE RENEWAL	-	62,000	-	-	-	-	-	62,000
62418	12TH STREET GARAGE ROOF AND DECK	299,806	-	-	-	-	-	-	299,806
62422	16TH STREET GARAGE HVAC RENEWAL	54,000	-	-	-	-	-	-	54,000
62518	1755 MERIDIAN GARAGE ROOF AND DECK	500,000	-	-	-	-	-	-	500,000
62522	13TH STREET GARAGE NEON RENEWAL	67,000	-	-	-	-	-	-	67,000
62524	7TH ST. PARKING GARAGE ELEVATOR CAB	-	-	91,500	-	-	-	-	91,500
62525	16TH ST. PARKING GARAGE HM DOORS RE	-	-	-	79,300	-	-	-	79,300
62621	7TH STREET GARAGE-OFFICE/RESTROOM	36,000	-	-	-	-	-	-	36,000
62721	16TH STREET GARAGE-OFFICE/RESTROOM	30,000	-	-	-	-	-	-	30,000
62821	16TH STREET GARAGE-ROOF TOP RENEWAL	34,000	-	-	-	-	-	-	34,000
63021	PENN GARAGE-HVAC RENEWAL	105,000	-	-	-	-	-	35,000	140,000
63121	PENN GARAGE-TRAFFIC COATING-RETAIL	80,000	-	-	-	-	-	-	80,000
63321	13TH STREET GARAGE-40YR CERT.	300,000	-	-	-	-	-	-	300,000
64018	17TH ST GARAGE 40YR RECERTIFICATION	755,427	-	-	-	-	-	-	755,427
64224	16TH ST. PARKING GARAGE AC CONDENS.	-	-	87,840	-	-	-	-	87,840
64319	PENN GARAGE - NEW LIGHTING DISPLAY	353,000	-	-	-	-	-	-	353,000
64324	16TH ST. PARKING GARAGE ROOFTOP AI	-	-	96,768	-	-	-	-	96,768
64328	7TH ST. PARKING GARAGE 3 X 7 DOOR	-	-	-	-	-	73,200	-	73,200
64419	13TH STREET GARAGE - WATER SYSTEM	33,000	-	-	-	-	-	-	33,000
64428	7TH ST. PARKING GARAGE SHIPS LADDER	-	-	-	-	-	114,680	-	114,680

MIAMIBEACH

CITY OF MIAMI BEACH
FY 2023 - 2027 CAPITAL IMPROVEMENT PLAN BY PROGRAM

ATTACHMENT B

PROJECT	PROGRAM	Previous Years	FY 2023	FY 2024	FY 2025	FY 2026	FY 2027	Future	Total
64519	17TH STREET GARAGE - 1ST FL OFFICE	45,000	-	-	-	-	-	-	45,000
64528	7TH ST. PARKING GARAGE TRAFFIC COAT	-	-	-	-	-	-	2,135,000	2,135,000
64719	7TH STREET GARAGE-DOOR REPLACEMENT	50,000	-	-	-	-	-	-	50,000
65019	16TH STREET GARAGE (ANCHOR) - PAINT	100,000	-	-	-	-	-	-	100,000
65028	16TH ST. PARKING GARAGE ELECTRICAL	-	-	-	-	-	-	244,000	244,000
65128	16TH ST. PARKING GARAGE ELECTRICAL	-	-	-	-	-	-	306,220	306,220
65228	16TH ST. PARKING GARAGE GENERATOR	-	-	-	-	274,500	-	-	274,500
65328	16TH ST. PARKING GARAGE EXIT SIGNS	-	-	-	-	-	87,840	-	87,840
65521	16TH STREET CANVAS AWNING RENEWAL	56,560	-	-	-	-	-	-	56,560
66121	12 ST. PARKING GARAGE FIRE ALARM	50,000	-	-	-	-	-	-	50,000
66423	7TH ST. PARKING GARAGE FLOOD PANELS	-	160,000	-	-	-	-	-	160,000
66523	7TH ST. PARKING GARAGE ELEVATOR CAB	-	336,000	-	-	-	-	-	336,000
66622	17TH ST PKG GAR BATHROOM DRAINAGE	45,000	-	-	-	-	-	-	45,000
66623	7TH ST. PARKING GARAGE HOSE BIB	-	43,000	-	-	-	-	-	43,000
66723	7TH ST. PARKING GARAGE GATE	-	69,000	-	-	-	-	-	69,000
66823	7TH ST. PARKING GARAGE JOINT REPLAC	-	171,000	-	-	-	-	-	171,000
67118	ANCHOR - INTERIOR FLOOR DRAINAGE	30,000	-	-	-	-	-	-	30,000
67218	PENN GRGE-SEALING OF SUPERSTRUCTURE	25,000	-	-	-	-	-	-	25,000
67418	42ND STREET GARAGE-DISPATCH AREA	406,000	-	-	-	-	-	-	406,000
67618	12TH STREET GARAGE-ROOF RENEWAL	64,000	-	-	-	-	-	-	64,000
67818	17 ST GARAGE-GENERATOR REPLACEMENT	120,000	-	-	-	-	-	-	120,000
67922	16TH ST. GRG.-EXT. PAINT & WATERPRF	550,000	-	-	-	-	-	-	550,000
68018	42ND STREET GARAGE-GENERATOR	96,550	-	-	-	-	-	-	96,550
68118	42ND ST GARAGE- INTERIOR DRAINAGE	34,000	-	-	-	-	-	-	34,000
68220	7TH ST GARAGE SURFACE RESTORATION	95,000	-	-	-	-	-	-	95,000
68323	16TH ST. PARKING GARAGE REPLACEMENT	-	52,000	-	-	-	-	-	52,000
68423	16TH ST. PARKING GARAGE ELEVATOR	-	37,000	-	-	-	-	-	37,000
68523	16TH ST. PARKING GARAGE STORAGE	-	43,000	-	-	-	-	-	43,000
68623	16 ST. GARAGE BUILDING JOINT REPLAC	-	36,000	-	-	-	-	-	36,000
69310	7TH ST. GARAGE FIRE ALARM SYSTEM	51,087	-	-	-	-	-	-	51,087
69370	42ND ST. GARAGE FIRE ALARM SYSTEM	51,087	-	-	-	-	-	-	51,087
69380	42ND ST GARAGE ELEVATOR REPLACEMENT	565,145	-	-	-	-	-	-	565,145
		13,749,771	**3,967,000**	**1,786,108**	**1,604,300**	**849,500**	**315,720**	**6,971,400**	**29,243,799**
	TOTAL:	**54,509,793**	**3,967,000**	**1,786,108**	**1,604,300**	**849,500**	**315,720**	**6,971,400**	**70,003,821**

MIAMIBEACH

CITY OF MIAMI BEACH
FY 2023 - 2027 CAPITAL IMPROVEMENT PLAN BY PROGRAM

ATTACHMENT B

PROJECT	PROGRAM	Previous Years	FY 2023	FY 2024	FY 2025	FY 2026	FY 2027	Future	Total
PARKING LOTS									
CAPITAL IMPROVEMENT PROGRAM									
20518	SURFACE LOT AT BISCAYNE BEACH	907,029	-	-	-	-	-	-	907,029
26340	PENRODS AT 1 OCEAN DR. PARKING LOT	2,954,113	-	-	-	-	-	-	2,954,113
27480	SURFACE LOT P48 BASS MUSEUM LOT	220,000	-	-	-	-	-	-	220,000
29580	LOT 9D P86-6976 INDIAN CREEK DRIVE	468,000	-	-	-	-	-	-	468,000
		4,549,142	**-**	**-**	**-**	**-**	**-**	**-**	**4,549,142**
PROPERTY MANAGEMENT									
28710	P14 6TH ST & COLLINS PARKING LOT	341,000	-	-	-	-	-	-	341,000
60317	CITYWIDE PARKING LOTS IMPROVEMENTS	150,000	150,000	150,000	150,000	-	-	-	600,000
		491,000	**150,000**	**150,000**	**150,000**	**-**	**-**	**-**	**941,000**
	TOTAL:	**5,040,142**	**150,000**	**150,000**	**150,000**	**-**	**-**	**-**	**5,490,142**
PARKS									
CAPITAL IMPROVEMENT PROGRAM									
20223	LUMMUS PARK PLAYGROUND REPLACEMENT	-	-	-	-	750,000	-	-	750,000
20418	COLLINS PARK PERFORMING ARTS VENUE	1,200,000	-	-	1,179,000	-	-	-	2,379,000
20918	BRITTANY BAY PARK	1,709,729	-	-	-	-	-	-	1,709,729
22150	72 ST. COMMUNITY COMPLEX	11,346,000	15,161,262	-	-	-	-	-	26,507,262
22750	ALTOS DEL MAR PARK	4,995,492	-	-	-	-	-	-	4,995,492
23200	FLAMINGO PARK	18,193,130	-	-	-	-	-	-	18,193,130
25019	GO#1: 72 ST. COMMUNITY COMPLEX	10,800,000	-	43,000,000	-	-	-	-	53,800,000
25380	BAND SHELL MASTER PLAN	2,633,372	-	-	-	-	-	-	2,633,372
25419	GO#5: FLAMINGO PARK & YOUTH CENTER	15,400,000	-	15,150,000	-	-	-	-	30,550,000
25719	GO#8: LUMMUS PARK	4,737,000	-	-	-	-	-	-	4,737,000
25919	GO#10: MAURICE GIBB PARK	4,500,000	-	-	-	-	-	-	4,500,000
26119	GO#12: NOBE OCEANSIDE PARK BEACHWLK	2,000,000	-	-	-	-	-	-	2,000,000
26219	GO#13: N.SHORE PARK & YOUTH CENTER	3,540,000	-	2,185,000	-	-	-	-	5,725,000
26319	GO#15: PAR 3 / BAYSHORE PARK	15,700,000	-	-	-	-	-	-	15,700,000
26500	KAYAK LAUNCH DOCKS	644,080	-	-	-	-	-	-	644,080
26719	GO#23: BAYWLK PEDESTRIAN BRIDGE	10,000,000	-	5,000,000	-	-	-	-	15,000,000
26819	GO#24: MIDDLE BEACH BEACHWALK PH3	4,500,000	-	-	-	-	-	-	4,500,000
26919	GO#27: LOG CABIN	-	-	1,076,000	-	-	-	-	1,076,000
27930	SHARED PATH ON PARKVIEW ISLAND PARK	320,000	-	-	-	-	-	-	320,000
27950	NORTH BEACH OCEANSIDE PARK	15,792,075	-	-	-	-	-	-	15,792,075
28550	LIFEGUARD STAND REPLACEMENTS	3,319,989	-	-	-	-	-	-	3,319,989
28850	MAURICE GIBB PARK REDESIGN	2,628,682	-	-	-	-	-	-	2,628,682
29600	MUSS PARK FACILITY	2,695,000	-	-	-	-	-	-	2,695,000

MIAMIBEACH

CITY OF MIAMI BEACH
FY 2023 - 2027 CAPITAL IMPROVEMENT PLAN BY PROGRAM

ATTACHMENT B

PROJECT	PROGRAM	Previous Years	FY 2023	FY 2024	FY 2025	FY 2026	FY 2027	Future	Total
65722	FLAMINGO PRK BASEBALL STADIUM STAND	65,000	-	-	-	-	-	495,000	560,000
		136,719,549	**15,161,262**	**66,411,000**	**1,179,000**	**750,000**	**-**	**495,000**	**220,715,811**
ECONOMIC DEVELOPMENT									
27119	GO#29: WEST LOTS	1,000,000	-	4,000,000	-	-	-	-	5,000,000
69928	COLLINS PARK CULTURAL FACILITY	-	-	-	-	-	-	7,670,000	7,670,000
		1,000,000	**-**	**4,000,000**	**-**	**-**	**-**	**7,670,000**	**12,670,000**
PARKS ADMINISTRATION									
66322	NON-MOTORIZED VESSEL KAYAK LAUNCH	70,000	-	-	400,000	-	-	-	470,000
PARKS AND RECREATION									
20023	ALLISON PARK PLAYGROUND REPLACEMENT	-	-	-	795,000	-	-	-	795,000
20123	INDIAN BCH PK PLAYGROUND EXPANSION	792,000	-	-	-	-	-	-	792,000
20237	FAIRWAY PARK IMPROVEMENTS	1,428,953	-	-	-	-	294,341	1,495,659	3,218,953
20247	CITYWIDE PARKS IRRIGATION SYSTEM	170,275	-	-	-	-	-	-	170,275
20300	NORMANDY ISLE PARK TURF INSTALL	398,000	-	-	-	-	-	951,000	1,349,000
20423	FLAMINGO PK FOOTBALL FENCE	-	-	-	-	-	-	613,000	613,000
20425	FLAMINGO PARK SOCCER FIELD TURF	-	-	-	-	-	-	281,000	281,000
20426	CITYWIDE PICKLEBALL AND PADEL COURT	-	-	-	-	753,964	266,036	-	1,020,000
20523	STILLWATER PARK LIGHTING & SOCCER	-	-	-	-	-	-	481,000	481,000
20577	BELLE ISLE PARK PLAYGROUND	576,500	-	-	-	-	-	-	576,500
20722	FLAMINGO PK PLAYGROUND REPLACEMENT	-	-	646,960	200,040	-	-	-	847,000
20723	CRESPI PARK LIGHTING & MICRO SOCCER	-	-	-	-	-	-	481,000	481,000
20821	BISCAYNE ELEM SHARED FIELD LIGHTING	-	-	-	-	-	-	1,270,170	1,270,170
20822	FLAMINGO PK FOOTBALL STADIUM TURF	-	-	-	-	-	-	1,163,000	1,163,000
20921	NORMANDY ISLE PARK PLAYGROUND	-	-	-	-	-	-	489,000	489,000
21021	NSPYC KITCHEN & CABINETRY ADDITION	-	-	-	-	-	-	344,000	344,000
21022	WEST LOTS 85-86 ST CONVERSION	-	-	-	-	-	-	2,436,100	2,436,100
22420	POLO PARK LIGHTING & SOCCER FIELD	857,680	-	-	-	-	-	-	857,680
23018	SOUTH POINTE PARK LIGHTING	585,000	-	-	-	-	-	-	585,000
23518	BATTING CAGES AT NORTH SHORE PARK	203,000	(187,000)	-	-	-	-	-	16,000
25119	GO#2: COLLINS PARK	557,287	-	-	-	-	-	-	557,287
25219	GO#3: CRESPI PARK	184,921	-	-	-	-	-	-	184,921
25319	GO#4: FAIRWAY PARK	260,000	-	-	-	-	-	-	260,000
25519	GO#6: FISHER PARK	-	-	105,000	-	-	-	-	105,000
25619	GO#7: LA GORCE PARK	-	-	150,000	-	-	-	-	150,000
25819	GO#9: MARJORY STONEMAN DOUGLAS PARK	682,000	-	-	-	-	-	-	682,000
26019	GO#11: MUSS PARK	-	-	250,000	-	-	-	-	250,000
26419	GO#17: POLO PARK	493,675	-	-	-	-	-	-	493,675
27219	GO#30: SKATE PARK	750,000	-	-	-	-	-	-	750,000

MIAMIBEACH

CITY OF MIAMI BEACH
FY 2023 - 2027 CAPITAL IMPROVEMENT PLAN BY PROGRAM

ATTACHMENT B

PROJECT	PROGRAM	Previous Years	FY 2023	FY 2024	FY 2025	FY 2026	FY 2027	Future	Total
28560	COLLINS PK LIGHTING SOUND SYSTEM	236,000	-	-	-	-	-	-	236,000
29550	CMB SKATEPARK	190,280	187,000	-	-	-	-	1,413,000	1,790,280
29620	ALLISON PARK REDESIGN	1,532,000	-	-	-	-	-	-	1,532,000
60026	BELLE ISLE PARK PLAYGROUND REPLACEM	-	-	-	-	-	-	638,000	638,000
60123	CRESPI PARK PLAYGROUND REPLACEMENT	-	-	-	-	-	-	407,000	407,000
60126	MUSS PARK PLAYGROUND REPLACEMENT	-	-	-	-	-	-	638,000	638,000
60223	POLO PARK PLAYGROUND REPLACEMENT	-	-	-	-	-	-	476,000	476,000
60226	PARK VIEW ISLAND PARK PLAYGRND REPL	-	-	-	-	-	-	497,000	497,000
60321	CITYWIDE PARKS COURT REPAIRS	105,000	-	-	105,000	-	-	525,000	735,000
60323	STILLWATER PLAYGROUND REPLACEMENT	-	-	-	-	-	-	570,000	570,000
60421	CITYWIDE FITNESS COURSE REPLACEMENT	100,000	-	-	100,000	-	-	500,000	700,000
60924	NSPYC LOBBY RECONFIGURATIOIN	-	-	-	-	-	-	372,000	372,000
62022	FLAMINGO PARK TENNIS CENTER COURTS	160,000	-	-	-	-	-	-	160,000
63319	PARK VIEW ISLAND ANNEX - DOG PARK	67,000	-	-	-	-	-	-	67,000
63519	BUOY PARK REFORESTATION IMPROVEMENT	-	-	-	-	-	-	150,000	150,000
64621	CITYWIDE PK LANDSCAPING IMPROVEMENT	352,000	-	-	122,119	125,881	-	1,000,000	1,600,000
66518	SECURITY AUDIO SYSTEM FOR ALL POOLS	-	-	-	-	-	-	100,000	100,000
66920	S. P. PARK-FISHING PIER RAILING REP	198,000	-	-	-	-	-	-	198,000
67519	GO#14: PALM ISLAND PARK	-	-	231,000	-	-	-	-	231,000
67619	GO#16: PINETREE PARK	-	-	700,000	-	-	-	-	700,000
67719	GO#20: SOUTH POINTE PARK	-	-	480,000	-	-	-	-	480,000
67819	GO#21: STILLWATER PARK	142,441	-	-	-	-	-	-	142,441
67919	GO#22: TATUM PARK	-	-	840,000	-	-	-	-	840,000
68327	NORTH SHORE PARK BASEBALL SCOREBD.	-	-	-	-	-	-	82,000	82,000
68427	NORTH SHORE PARK YOUTH CENTER GYM	-	-	-	-	-	-	60,000	60,000
		11,022,012	**-**	**3,402,960**	**1,322,159**	**879,845**	**560,377**	**17,432,929**	**34,620,282**
PROPERTY MANAGEMENT									
26519	GO#18: SCOTT RAKOW YOUTH CENTER	4,053,045	-	-	-	-	-	-	4,053,045
60720	BEACHWALK TREE WELLS 14-22 STREET	150,000	-	-	-	-	-	-	150,000
67423	BEACH WALK PONDING AT 53RD STREET	-	54,039	-	-	-	-	-	54,039
		4,203,045	**54,039**	**-**	**-**	**-**	**-**	**-**	**4,257,084**
TOURISM & CULTURAL DEPARTMENT									
23318	SOUNDSCAPE AUDIO IMPROVEMENTS	751,410	-	-	-	-	-	-	751,410
26619	GO#19: SOUNDSCAPE PARK	4,500,000	-	-	-	-	-	-	4,500,000
		5,251,410	**-**	**-**	**-**	**-**	**-**	**-**	**5,251,410**
	TOTAL:	**158,266,016**	**15,215,301**	**73,813,960**	**2,901,159**	**1,629,845**	**560,377**	**25,597,929**	**277,984,587**

MIAMIBEACH

CITY OF MIAMI BEACH
FY 2023 - 2027 CAPITAL IMPROVEMENT PLAN BY PROGRAM

ATTACHMENT B

PROJECT	PROGRAM	Previous Years	FY 2023	FY 2024	FY 2025	FY 2026	FY 2027	Future	Total
RENEWAL & REPLACEMENT									
CAPITAL IMPROVEMENT PROGRAM									
64822	SHANE ROWING CENTER DOCK RAMP	413,000	-	227,000	-	-	-	-	640,000
ECONOMIC DEVELOPMENT									
65222	MDPL MUSEUM MASTERTPLAN	175,000	-	-	-	-	-	-	175,000
ENVIRONMENT SUSTAINABILITY									
60428	PARK VIEW WATER QUALITY IMPROVEMENT	-	-	-	-	-	-	6,000,000	6,000,000
61326	DUNES ENHACEMENTS AND RESTORATION	-	-	-	-	362,000	-	1,448,000	1,810,000
61426	CITYWIDE GREEN INFRSTRUCT. INSTAL	-	-	-	-	1,150,000	-	4,600,000	5,750,000
65422	WATERWAY MARKERS & SIGNS	395,000	-	-	-	-	-	-	395,000
68227	WATERWAY MARKERS PHASE II	-	-	-	-	-	-	1,134,000	1,134,000
		395,000	**-**	**-**	**-**	**1,512,000**	**-**	**13,182,000**	**15,089,000**
PARKS ADMINISTRATION									
61121	SCOTT RAKOW YOUTH CENTER-KITCHEN	-	-	-	-	-	-	150,000	150,000
65322	MIAMI BEACH GOLF CLUB LAKE AERATION	45,000	-	-	-	-	-	-	45,000
		45,000	**-**	**-**	**-**	**-**	**-**	**150,000**	**195,000**
PARKS AND RECREATION									
20326	PASSIVE PARK ON 63RD AND PINETREE	-	-	-	-	-	828,000	-	828,000
60022	FLAMINGO PARK NORTH-SOUTH WALKWAY	-	-	-	-	-	-	300,000	300,000
60121	BEACHVIEW PARK IMPROVEMENTS	-	-	810,000	-	-	-	-	810,000
60122	SOUNDSCAPE PK SOUND & LED LIGHTING	-	-	-	-	-	-	1,800,000	1,800,000
60322	PARKS MAINT. FACILITY RENOVATIONS	-	-	-	-	-	-	335,000	335,000
60523	FLAMINGO FOOTBALL STADIUM RAILINGS	-	-	-	-	-	-	100,000	100,000
61024	MIAMI BEACH TENNIS CENTER COURT RES	-	-	185,000	-	-	-	-	185,000
61124	NORTH BEACH OCEANSIDE PARK DOG PARK	-	-	-	95,500	-	-	-	95,500
61219	N. SHORE TENNIS FACILITY FENCE	47,000	-	-	-	-	-	-	47,000
61319	N. SHORE BANDSHELL PLUMBING REPAIRS	30,000	-	-	-	-	-	-	30,000
62718	N. BEACH PARKS RESTROOM RESTORATION	281,000	-	-	-	-	-	-	281,000
63080	BEACH RESTROOMS PAINT AND CONCRETE	260,275	-	-	-	-	-	-	260,275
63318	NORMANDY ISLE PARK POOL RENOVATIONS	422,000	-	-	-	-	-	-	422,000
66022	SOUTH POINTE PARK SPLASH PAD	-	-	-	249,000	-	-	-	249,000
66223	ADA POOL LIFTS CITYWIDE	-	30,000	-	-	-	-	-	30,000
66418	FLAMINGO POOL DECK & PUMP ROOM	-	-	-	-	-	-	374,000	374,000
67040	NORMANDY ISLE PARK & POOL	200,000	-	-	-	-	-	-	200,000
67120	SOUNDSCAPE PARK IMPROVEMENTS	28,000	-	-	-	-	-	-	28,000
67420	FLAMINGO PARK POOL PLAYGROUND	245,584	-	-	-	-	-	-	245,584
68527	SCOTT RAKOW YOUTH CENTER GYM BLEACH	-	-	-	-	-	-	60,000	60,000
68727	SCOTT RAKOW YOUTH CNTR INTERCOM SYS	-	-	-	-	-	-	25,000	25,000

MIAMIBEACH

CITY OF MIAMI BEACH
FY 2023 - 2027 CAPITAL IMPROVEMENT PLAN BY PROGRAM

ATTACHMENT B

PROJECT	PROGRAM	Previous Years	FY 2023	FY 2024	FY 2025	FY 2026	FY 2027	Future	Total
68827	NORTH SHORE PARK INTERCOM SYSTEM	-	-	-	-	-	-	25,000	25,000
68919	GO#52: LED LIGHTING IN PARKS	3,741,000	(692,081)	759,000	-	-	-	-	3,807,919
		5,254,859	**(662,081)**	**1,754,000**	**344,500**	**-**	**828,000**	**3,019,000**	**10,538,278**
POLICE CHIEF OFFICE									
62423	SECURITY CAMERA BCHWALK - 46-63 ST	-	-	1,816,000	-	-	-	-	1,816,000
62623	SECURITY CAMERA BCHWALK - 63-79 ST	-	-	1,295,500	-	-	-	-	1,295,500
64922	NB O/S PK BEACHWALK CCTV 79-87 ST	156,000	-	-	-	-	-	-	156,000
69027	MAURICE GIBB PARK CCTV	-	-	-	-	-	-	150,000	150,000
69127	NIMBLE CCTV FAST STORAGE SERVER	-	-	-	-	-	-	397,000	397,000
69227	DRONE FLEET REPLACEMENT	-	-	-	-	-	-	200,000	200,000
69327	BRITTANY BAY PARK CCTV	-	-	-	-	-	-	125,000	125,000
69427	NORTH BEACH OCEANSIDE PARK CCTV	-	-	-	-	-	-	340,000	340,000
69527	CHASE AVENUE SHARED PATH CCTV	-	-	-	-	-	-	50,000	50,000
69627	PRIDE PARK CCTV (NO INFRASTRUCTURE)	-	-	-	-	-	-	125,000	125,000
69727	MICROWAVE NETWORK UPGRADE AND CONVE	-	-	-	-	-	-	600,000	600,000
		156,000	**-**	**3,111,500**	**-**	**-**	**-**	**1,987,000**	**5,254,500**
PROPERTY MANAGEMENT									
20110	28TH STREET OBELISK STABILIZATION	607,230	-	-	-	-	-	-	607,230
25980	BASS MUSEUM GENERATOR	117,816	-	-	-	-	-	-	117,816
27780	MIAMI CITY BALLET WINDOWS	441,799	-	-	-	-	-	-	441,799
28919	GO#26: ROOFS FOR CULTURAL FACIL.	2,932,631	-	-	-	-	-	-	2,932,631
60038	SOUTH SHORE C.C. FIRE ALARM RENEWAL	11,370	-	-	-	-	-	-	11,370
60077	FIRE STATION 2 ALARM SYSTEM	99,000	-	-	-	-	-	-	99,000
60128	NORMANDY SHORES DISTRICT REAR GATE	-	-	-	-	-	-	112,000	112,000
60225	SUNSET HARBOUR GARAGE INT. FLOOR	-	-	-	34,000	-	-	-	34,000
60228	LA GORCE PARK (RELATED TO GO #7)	-	-	-	-	-	-	558,000	558,000
60420	FIRE STATION 2-A/C REPLACEMENT	52,245	-	-	-	-	-	-	52,245
60426	FIRE STATION 2 ADMIN - INT. PAINT	-	-	-	72,150	23,850	-	-	96,000
60427	NORTH SHORE COMMUNITY CENTER - HVAC	-	-	-	-	-	35,000	-	35,000
60519	CITY HALL 40-YR STRUCTURAL	262,823	-	-	-	-	-	-	262,823
60520	MBPD-CONDENSER AND PUMPS	-	-	56,312	68,688	-	-	-	125,000
60525	ELECTRIC VEHICLE CHARGING STATIONS	-	-	-	6,961	-	-	-	6,961
60526	FIRE STATION 2 ADMIN - 1ST & 2ND FL	-	-	-	-	96,000	-	-	96,000
60528	MIAMI CITY BALLET DRY WALL REPAIRS	-	-	-	-	-	194,300	-	194,300
60618	HISTORIC CITY HALL FIRE ALARM	146,218	-	-	-	-	-	-	146,218
60625	ELECTRIC VEHICLE CHARGING STATIONS	-	-	-	373,000	-	-	-	373,000
60626	FIRE STATION 2 - AWNING STRUCTURE	-	-	-	-	244,000	-	-	244,000

MIAMIBEACH

CITY OF MIAMI BEACH
FY 2023 - 2027 CAPITAL IMPROVEMENT PLAN BY PROGRAM

ATTACHMENT B

PROJECT	PROGRAM	Previous Years	FY 2023	FY 2024	FY 2025	FY 2026	FY 2027	Future	Total
60628	MIAMI CITY BALLET ELEVATOR MODERNIZ	-	-	-	-	-	495,800	-	495,800
60718	NORTH SHORE PARK YOUTH CENTER A/C	77,889	-	-	-	-	-	-	77,889
60719	UNIDAD ELEVATOR MODERNIZATION	70,000	-	-	-	-	-	-	70,000
60726	FIRE STATION 2 - LED LIGHT RETROFIT	-	-	-	-	84,000	-	-	84,000
60727	OCEAN RESCUE PARKING LOT IMPROV.	-	-	-	-	-	147,000	-	147,000
60728	MIAMI CITY BALLET LED LAMP REPLACEM	-	-	-	-	-	229,810	-	229,810
60825	BASS MUSEUM RETAINING WALL TILES	-	-	-	-	-	27,500	-	27,500
60826	FIRE STATION 3 - WATCH OFFICE RENO.	-	-	-	-	61,000	-	-	61,000
60827	MBPD GARAGE FLOOD MITIGATION IMPROV	-	-	-	-	-	865,538	57,667	923,205
60828	MIAMI CITY BALLET HANDS FREE FAUCET	-	-	-	-	-	201,000	-	201,000
60920	HISTORIC CITY HALL-VFD REPLACEMENT	200,000	-	-	-	-	-	-	200,000
60925	COLONY THEATER EXTERIOR PAINTING	-	-	-	-	-	224,000	-	224,000
60926	HISTORIC CITY HALL PAINTED FINISH	-	-	-	-	244,000	-	-	244,000
60927	SOBE CATS BUILDING ENTRY RAMP	-	-	-	-	-	-	126,000	126,000
60928	MIAMI CITY BALLET ACOUSTICAL CEILIN	-	-	-	-	-	100,500	-	100,500
61020	CITY HALL-GENERATOR REPLACEMENT	600,000	-	-	-	-	-	-	600,000
61025	FILLMORE MIAMI BEACH EXT. WINDOW	-	-	-	-	-	299,040	-	299,040
61026	HISTORIC CITY HALL 1ST & 2ND FLOORS	-	-	-	-	98,000	-	-	98,000
61027	1701 MERIDIAN AVE LED LIGHTING RETR	-	-	-	-	-	-	55,000	55,000
61028	MIAMI CITY BALLET HVAC DUCT RENNO.	-	-	-	-	-	699,480	-	699,480
61120	CITY HALL-COOLING TOWER BASE	92,000	-	-	-	-	-	-	92,000
61125	MIAMI CITY BALLET OFFICE AREA FLOOR	-	-	-	-	-	145,600	-	145,600
61126	HISTORIC CITY HALL EXTERIOR WINDOWS	-	-	-	-	199,340	44,660	-	244,000
61127	1701 MERIDIAN EXTERIOR PAINTING	-	-	-	-	-	-	233,000	233,000
61128	MIAMI CITY BALLET LOADG. DOCK FLOOR	-	-	-	-	-	335,000	-	335,000
61221	NORM. ISLE POOL LOCKER ROOM & PUMPS	-	-	-	255,000	-	-	-	255,000
61225	MIAMI CITY BALLET STAIR FINISH RENO	-	-	-	-	-	-	64,320	64,320
61226	COLONY THEATER LOADING DOCK DOORS	-	-	-	-	55,000	-	-	55,000
61227	MIAMI BEACH BOTANICAL RENOVATIONS	-	-	-	-	-	-	56,000	56,000
61228	FILLMORE ASBESTOS, LEAD PAINT, IAQ	-	-	-	-	-	-	268,000	268,000
61290	CITY HALL FIRE ALARM SYSTEM	280,325	-	-	-	-	-	-	280,325
61320	UNIDAD BUILDING-DOOR RENEWAL	-	-	-	63,000	-	-	-	63,000
61321	71ST STREET WELCOME SIGN RENOVATION	-	-	40,000	-	-	-	-	40,000
61325	COLONY THEATER ENTRY DOOR	-	-	-	-	-	-	294,800	294,800
61327	FIRE STATION 2 ADMIN - LED LIGHTS	-	-	-	-	-	-	56,000	56,000
61328	FILLMORE FREIGHT ELEVATOR RENEWAL	-	-	-	-	-	660,620	-	660,620
61419	BEACHFRONT RESTROOMS-RENOVATIONS	123,000	-	-	-	-	-	-	123,000

MIAMIBEACH

CITY OF MIAMI BEACH
FY 2023 - 2027 CAPITAL IMPROVEMENT PLAN BY PROGRAM

ATTACHMENT B

PROJECT	PROGRAM	Previous Years	FY 2023	FY 2024	FY 2025	FY 2026	FY 2027	Future	Total
61420	UNIDAD BUILDING-WINDOW SEAL RENEWAL	-	-	-	40,000	-	-	-	40,000
61425	COLONY THEATER ROOF HATCH REPLMT.	-	-	-	-	-	-	40,200	40,200
61427	FIRE STATION 2 - WATERPROOF & PAINT	-	-	-	-	-	-	224,000	224,000
61428	FILLMORE EXHAUST SYSTEM RENEWAL	-	-	-	-	-	-	469,000	469,000
61521	CITY HALL LOADING DOCK RESURFACING	-	-	70,000	-	-	-	-	70,000
61523	SUNSET HARBOUR GARAGE FIRE PUMP	-	100,000	-	-	-	-	-	100,000
61524	BASS MUSEUM EXTERIOR LIGHTING RENEW	-	-	-	-	86,000	-	-	86,000
61526	BASS MUSEUM CLEAN STEAM HUMIDIFIER	-	-	-	-	-	-	124,620	124,620
61527	FIRE STATION 2 - PAINT MASONRY	-	-	-	-	-	-	40,000	40,000
61528	FILLMORE CHILLED WATER PIPING RENEW	-	-	-	-	-	-	2,177,500	2,177,500
61621	CITY HALL CHAMBER & PRESS RM. RENO.	900,000	-	-	-	-	-	-	900,000
61624	MIAMI CITY BALLET STUDIO BLACKOUT	-	-	-	-	37,000	-	-	37,000
61626	BASS MUSEUM EMERGENCY LIGHTING REPL	-	-	-	-	-	-	62,980	62,980
61627	FIRE STATION 3 - WATERPRF. & PAINT	-	-	-	-	-	-	135,000	135,000
61628	FILLMORE HVAC REPLACEMENTS	-	-	-	-	-	-	1,128,012	1,128,012
61724	COLONY THEATER ACOUSTIC CURTAINS	-	-	-	-	50,000	-	-	50,000
61727	FIRE STATION 3 - PERIMETER FENCE	-	-	-	-	-	-	61,000	61,000
61728	FILLMORE ELECTRICAL ENHANCEMENTS	-	-	-	-	-	-	1,644,180	1,644,180
61819	BEACHWALK DRAINAGE - 24 ST TO 46 ST	100,000	-	-	-	-	-	-	100,000
61824	RESTORATION OF MERMAID SCULPTURE	-	-	-	-	133,000	-	-	133,000
61827	FIRE STATION 3 - GYM FLOORING RENOV	-	-	-	-	-	-	34,000	34,000
61828	FILLMORE PLUMBING ENHANCEMENTS	-	-	-	-	-	-	48,910	48,910
61919	41ST STREET FOUNTAIN RESTORATION	122,000	-	-	-	-	-	-	122,000
61921	10TH ST. AUDIT. ENTRANCE DRAINAGE	-	-	250,000	-	-	-	-	250,000
61924	UNIDAD SENIOR CENTER ACOUSTIC ENH.	-	-	80,000	-	-	-	-	80,000
61926	ELECTRO WAVE EXTERIOR & INTERIOR PA	-	-	-	-	28,000	-	-	28,000
61927	FIRE STATION 3 - PAINTED FINISH REN	-	-	-	-	-	-	101,000	101,000
61928	FILLMORE UPGRADES TO EXISTING FIRE	-	-	-	-	-	-	271,062	271,062
62021	COLONY THEATER ELEVATOR	87,000	-	-	-	-	-	-	87,000
62024	HENRY LIEBMAN SQUARE SECURITY ENHA.	-	-	114,000	-	-	-	-	114,000
62027	FIRE STATION 4 - CONCRETE PATHWAY	-	-	-	-	-	-	28,000	28,000
62028	FILLMORE EMERGENCY LIGHTING RENEWAL	-	-	-	-	-	-	427,460	427,460
62117	FIRE STATION #2 TRAINING TOWER	396,691	-	-	-	-	-	-	396,691
62118	12TH STREET PARKING LIGHTING (LED)	64,000	-	-	-	-	-	-	64,000
62119	BASS MUSEUM - ROOF REPLACEMENT	392,464	-	-	-	-	-	-	392,464
62121	BOTANICAL GARDENS RESTROOMS	50,500	-	-	-	-	-	-	50,500
62124	MIAMI CITY BALLET RESTROOM EXHAUST	-	-	33,500	-	-	-	-	33,500

MIAMIBEACH

CITY OF MIAMI BEACH
FY 2023 - 2027 CAPITAL IMPROVEMENT PLAN BY PROGRAM

ATTACHMENT B

PROJECT	PROGRAM	Previous Years	FY 2023	FY 2024	FY 2025	FY 2026	FY 2027	Future	Total
62127	FIRE STATION 4 - LED LIGHTS RETROFT	-	-	-	-	-	-	56,000	56,000
62128	COLONY THEATER DOMESTIC WATER PUMP	-	-	-	-	-	-	69,680	69,680
62221	COLONY THEATER RESTROOM RENOVATION	-	-	73,000	-	-	-	-	73,000
62227	FIRE STATION 4 - EMERGENCY LIGHTS	-	-	-	-	-	-	34,000	34,000
62228	MIAMI BEACH BOTANICAL GARDEN HVAC	-	-	-	-	-	-	160,800	160,800
62321	COLONY THEATER EXTERIOR PAINTING	-	-	68,000	-	-	-	-	68,000
62327	FIRE STATION 4 - RUBBER TILE FITNES	-	-	-	-	-	-	34,000	34,000
62328	MIAMI BEACH BOTANICAL GARDEN FANS	-	-	-	-	-	-	26,800	26,800
62421	COLONY THEATER LED LIGHTS UPGRADE	-	-	40,000	-	-	-	-	40,000
62427	FIRE STATION 4 - CALL SYSTEM RENEWL	-	-	-	-	-	-	191,000	191,000
62428	NEW WORLD SYMPHONY ELEVATOR	-	-	-	-	-	-	1,005,000	1,005,000
62519	BEACHWALK DRAINAGE-S.POINTE - 23 ST	220,000	-	-	-	-	-	-	220,000
62523	ARTISTIC BOLLARDS	-	-	750,000	-	-	-	-	750,000
62527	FLAMING PARK POOL FACILITY RENO.	-	-	-	-	-	-	183,000	183,000
62528	NEW WORLD SYMPHONY EXTERIOR PAINT	-	-	-	-	-	-	335,000	335,000
62622	HISTORIC CITY HALL FRONT ELEVATION	-	-	69,000	-	-	-	-	69,000
62627	NESS FLOORING RENEWAL	-	-	-	-	-	-	56,000	56,000
62628	NEW WORLD SYMPHONY FIRE ALARM	-	-	-	-	-	-	341,700	341,700
62727	NESS REPLACE LOUVERS W IMP. WINDOW	-	-	-	-	-	-	147,000	147,000
62728	HOLOCAUST MEMORIAL MIAMI BEACH RENO	-	-	-	-	-	-	335,000	335,000
62822	INTERNAL AFFAIRS RESTROOM RENO.	-	-	139,000	-	-	-	-	139,000
62827	NESS LED LIGHTS RETROFIT	-	-	-	-	-	-	28,000	28,000
62828	HOLOCAUST MEMORIAL MIAMI BEACH REP	-	-	-	-	-	-	536,000	536,000
62920	FIRE STATION #2 WATERPROOFING	182,000	-	-	-	-	-	-	182,000
62922	BASS MUSEUM EXTERIOR WALL REPAIRS	-	-	39,000	-	-	-	-	39,000
62923	FLAMINGO PARK HURRICANE WINDOWS	-	-	98,000	-	-	-	-	98,000
62927	MBPD PLAZA ACTIVATION- PHASE 1	-	-	-	-	-	-	120,000	120,000
62928	HOLOCAUST MEMORIAL MIAMI BEACH REN	-	-	-	-	-	-	670,000	670,000
63022	MIAMI CITY BALLET EXIT SIGN RENEWAL	-	-	73,000	-	-	-	-	73,000
63023	HISTORIC CH 2ND FLOOR RESTROOMS	-	-	74,000	-	-	-	-	74,000
63027	MBPD EXTERIOR WATERPROOF AND PAINT	-	-	-	-	-	-	280,000	280,000
63028	HOLOCAUST MEMORIAL MIAMI BEACH REPL	-	-	-	-	-	-	670,000	670,000
63122	10TH ST AUDITORIUM LED UPGRADE	-	-	104,000	-	-	-	-	104,000
63127	MBPD ELEVATOR VESTIBULE RENEWAL	-	-	-	-	-	-	68,000	68,000
63128	HOLOCAUST MEMORIAL MIAMI BEACH ROOF	-	-	-	-	-	-	335,000	335,000
63222	COLONY THEATER EXIT SIGN RENEWAL	-	-	36,000	-	-	-	-	36,000
63223	BOYS & GIRLS CLUB SECURITY ENCLOS.	-	27,000	-	-	-	-	-	27,000

MIAMIBEACH

CITY OF MIAMI BEACH
FY 2023 - 2027 CAPITAL IMPROVEMENT PLAN BY PROGRAM

ATTACHMENT B

PROJECT	PROGRAM	Previous Years	FY 2023	FY 2024	FY 2025	FY 2026	FY 2027	Future	Total
63227	CARD ACCESS CONTROL FOR RADIO SITES	-	-	-	-	-	-	28,000	28,000
63228	RHYTHM FOUNDATION AT NORTH MIAMI BE	-	-	-	-	-	-	201,000	201,000
63323	MBPD NESS DOCK RENOVATION	-	-	77,000	-	-	-	-	77,000
63328	MIAMI CITY BALLET 3RD FLOOR WOOD FL	-	-	-	-	-	-	200,000	200,000
63350	POLICE HQ ELEVATORS & OTHER PROJECT	384,260	-	-	-	-	-	-	384,260
63420	NS YOUTH CNTR ROOFTOP A/C RENEWAL	138,266	-	-	-	-	-	-	138,266
63422	HISTORIC C. HALL ENRGY EFF. WINDOW	-	-	52,000	-	-	-	-	52,000
63423	NORMANDY POOL LIGHTING IMPROVEMENT	-	-	-	41,000	-	-	-	41,000
63427	MIAMI BEACH BOTANICAL GARDEN HVAC	-	-	-	-	-	-	28,500	28,500
63522	NORTH SHORE BANDSHELL SIGNAGE REPL.	-	-	97,000	-	-	-	-	97,000
63523	FIRE STATION 1 BATHROOMS RENOVATION	-	-	-	-	-	-	120,000	120,000
63527	1755 BUILDING CARD ACCESS SYSTEM	-	-	-	-	-	-	257,776	257,776
63623	FIRE STATION 1 ROLL-UP DOOR RENEWAL	-	-	-	-	-	-	51,000	51,000
63627	1755 BUILDING DOMESTIC WATER PUMP	-	-	-	-	-	-	128,038	128,038
63720	10TH ST AUDITORIUM-LOUVERS	52,000	-	-	-	-	-	-	52,000
63721	FIRE STATION #1 ROOF REPAIRS	41,500	-	-	-	-	-	-	41,500
63722	SMART CARD ACCESS SYSTEM-PHASE II	-	-	195,000	-	-	-	-	195,000
63723	FIRE ADMINISTRATION FLOOR RENEWAL	-	-	34,000	-	-	-	-	34,000
63727	1755 BUILDING EMERGENCY LIGHTING	-	-	-	-	-	-	100,847	100,847
63819	SSCC ROOT MITIGATION & FLOORING REP	272	-	-	-	-	-	-	272
63821	MBPD 4TH FLOOR HVAC CONTROLS	312,000	-	-	-	-	-	-	312,000
63822	1755 ROOF REPLACEMENT	343,000	-	-	-	-	-	-	343,000
63823	FIRE ADMIN BLDG UPS SYSTEM RENEWAL	-	-	39,000	-	-	-	-	39,000
63827	1755 BUILDING FIRE ALARM REPL.	-	-	-	-	-	-	533,374	533,374
63919	SMART CARD ACCESS SYSTEM- PHASE I	250,000	-	-	-	-	-	-	250,000
63921	1701 MERIDIAN AVE 50 YEAR RECERT.	50,500	-	-	-	-	-	-	50,500
63922	FLEET BAYS PLUMBING RENEWAL	-	-	141,000	-	-	-	-	141,000
63923	BASS MUSEUM KEYSTONE SEAL	-	-	63,000	-	-	-	-	63,000
63927	1755 BUILDING INTERIOR LIGHT RENO.	-	-	-	-	-	-	336,000	336,000
64019	CITY HALL ENERGY EFFICIENT BUILDING	156,000	-	-	-	-	-	-	156,000
64020	CITY HALL CARD ACCESS SYSTEM REPL.	80,436	-	-	-	-	-	-	80,436
64021	HISTORIC CITY HALL 90 YEAR RECERT.	66,000	-	-	-	-	-	-	66,000
64022	777 FOUNTAIN/ COURTYARD RENOVATIONS	-	-	131,000	-	-	-	-	131,000
64023	MIAMI CITY BALLET VARIABLE AIR VAL.	-	-	-	34,000	-	-	-	34,000
64027	1755 BUILDING VFD RENEWAL	-	-	-	-	-	-	67,100	67,100
64121	FIRE STATION #3 40 YEAR RECERT.	48,700	-	-	-	-	-	-	48,700
64123	COLONY THEATER IMPACT GLASS	-	-	103,000	-	-	-	-	103,000

MIAMIBEACH

CITY OF MIAMI BEACH
FY 2023 - 2027 CAPITAL IMPROVEMENT PLAN BY PROGRAM

ATTACHMENT B

PROJECT	PROGRAM	Previous Years	FY 2023	FY 2024	FY 2025	FY 2026	FY 2027	Future	Total
64127	1755 BUILDING WATER COOLER RENEWAL	-	-	-	-	-	-	69,344	69,344
64220	PUBLIC WORKS FACILITY EXTERIOR	84,914	-	-	-	-	-	-	84,914
64221	BASS MUSEUM WINDOW REPLACEMENT	169,210	-	-	-	-	-	-	169,210
64222	1755 MERIDIAN FRESH AIR INTAKES	53,277	-	-	-	-	-	-	53,277
64223	BASS MUSEUM INTERIOR GALLERY WALL	-	-	63,000	-	-	-	-	63,000
64227	21ST STREET RESTROOM RENOVATION	-	-	-	-	-	-	93,000	93,000
64320	CITY HALL -COOLING TOWER CONDENSER	54,316	-	-	-	-	-	-	54,316
64321	BASS MUSEUM CONDENSER WATER PUMPS	45,450	-	-	-	-	-	-	45,450
64322	1755 MERIDIAN ROOF REPLACEMENT	82,000	-	-	-	-	-	-	82,000
64323	MIAMI CITY BALLET ACCESS CONTROL	-	-	50,000	-	-	-	-	50,000
64327	CITY HALL COOLING TOWER RENEWAL	-	-	-	-	-	-	310,000	310,000
64418	THE FILLMORE 40-YR RECERTIFICATION	622,298	-	-	-	-	-	-	622,298
64420	CITY HALL RESTROOM RENOVATIONS	-	-	367,000	-	-	-	-	367,000
64422	MBPD GARAGE EXIT SIGNS AND SAFETY	31,000	-	-	-	-	-	-	31,000
64423	MIAMI CITY BALLET UV LIGHT RETROFIT	-	-	33,000	-	-	-	-	33,000
64427	CITY HALL DOMESTIC WATER PUMP RENEW	-	-	-	-	-	-	128,038	128,038
64521	10TH ST AUDITORIUM HEAT PUMP RENEWL	191,900	-	-	-	-	-	-	191,900
64522	MBPD MAIN ROOF REPAIRS	136,000	700,000	-	-	-	-	-	836,000
64523	MIAMI CITY BALLET BOARD ROOM CARPET	-	-	88,000	-	-	-	-	88,000
64527	CRESPI PARK BUILDING RENOVATION	-	-	-	-	-	-	62,000	62,000
64618	MIAMI CITY BALLET VARIOUS REPAIRS	278,250	-	-	-	-	-	-	278,250
64619	SURFACE LOTS CITYWIDE LANDSCAPING	100,000	-	-	-	-	-	-	100,000
64622	SCOTT RAKOW YOUTH CENTER LIGHTING	102,500	-	-	-	-	-	-	102,500
64623	BASS MUSEUM GALLERY FLOOR RENO.	-	-	226,000	-	-	-	-	226,000
64627	FAIRWAY PARK PAVILION RENOVATION	-	-	-	-	-	-	148,800	148,800
64721	MIDDLE BEACH WATER TOWER PAINTING	50,000	-	-	-	-	-	-	50,000
64722	SHANE ROWING CENTER HVAC UNITS REPL	76,000	-	-	-	-	-	-	76,000
64723	10TH STREET AUDITORIUM SECURITY ENH	-	-	34,000	-	-	-	-	34,000
64727	FIRE STATION 2 ADMIN - CCTV	-	-	-	-	-	-	28,000	28,000
64728	PUBLIC WORKS YARD EQUIPMENT	-	-	-	-	-	-	305,000	305,000
64819	COLONY THEATER - FIRE ALARM SYSTEM	78,000	-	-	-	-	-	-	78,000
64821	SECURITY ENHANCEMENTS CITYWIDE	500,000	-	1,364,726	500,000	135,274	-	-	2,500,000
64823	BASS MUSEUM TRANQUILITY FOUNTAIN	-	-	46,000	-	-	-	-	46,000
64827	FIRE STATION 2 ADMIN -WATER COOLER	-	-	-	-	-	-	28,000	28,000
64828	PUBLIC WORKS YARD WATER DISTRIBUTN.	-	-	-	-	-	-	183,000	183,000
64921	OCEAN RESCUE FIRE ALARM RENEWAL	30,300	-	-	-	-	-	-	30,300
64923	PW WHS & SHOPS LED LIGHTS RETROFIT	-	74,000	-	-	-	-	-	74,000

MIAMIBEACH

CITY OF MIAMI BEACH
FY 2023 - 2027 CAPITAL IMPROVEMENT PLAN BY PROGRAM

ATTACHMENT B

PROJECT	PROGRAM	Previous Years	FY 2023	FY 2024	FY 2025	FY 2026	FY 2027	Future	Total
64927	FIRE STATION 2 ADMIN - WATER HEATR	-	-	-	-	-	-	151,200	151,200
65027	FIRE STATION 2 - CALL SYSTEM RENEWL	-	-	-	-	-	-	330,400	330,400
65123	CONV.CTR. VIBRATION ISOLATORS	-	100,000	-	-	-	-	-	100,000
65127	FIRE STATION 2 - EXHAUST SYSTEMS	-	-	-	-	-	-	100,800	100,800
65219	SOUTH POINTE PARK HVAC REPLACEMENT	153,359	-	-	-	-	-	-	153,359
65220	MIAMI CITY BALLET STUDIO FLOORING	179,000	-	-	-	-	-	-	179,000
65223	CONVENTION CTR. EXHIBIT HALL LIGHTS	-	60,000	-	-	-	-	-	60,000
65227	FIRE STATION 2 - FIRE SUPPRESSION	-	-	-	-	-	-	44,800	44,800
65319	CODE / HOUSING OFFICES RELOCATION	577,200	-	-	-	-	-	-	577,200
65320	UNIDAD INTERIOR & EXTERIOR PAINTING	-	-	-	90,000	-	-	-	90,000
65323	SCOTT RAKOW YOUTH CENT. - STRUCTURE	-	312,000	-	-	-	-	-	312,000
65327	FIRE STATION 2 - GAS WATER HEATER	-	-	-	-	-	-	84,000	84,000
65420	MBPD NORTH SUB STATION PARKING LOT	233,000	-	-	-	-	-	-	233,000
65423	NORTH SHORE COMMUNITY CENT. WINDOW	-	140,000	-	-	-	-	-	140,000
65427	FIRE STATION 2 - INTERCOM SYSTEM RE	-	-	-	-	-	-	50,400	50,400
65428	MIAMI BEACH BOTANICAL GARDEN KITCH.	-	-	-	-	-	-	248,000	248,000
65520	MBPD N SUB STN PAINTING, FLOORING	-	-	234,000	-	-	-	-	234,000
65522	BASS MUSEUM 40 YEAR RECERTIFICATION	100,000	-	-	-	-	-	-	100,000
65523	FIRE STATION 3 - HVAC RENEWAL	-	92,000	-	-	-	-	-	92,000
65527	FIRE STATION 2 - PAINTED FINISHED	-	-	-	-	-	-	168,000	168,000
65528	MIAMI BEACH BOTANICAL GARDEN CAMERA	-	-	-	-	-	-	39,200	39,200
65618	FLEET MANAGEMENT STAIRS RESTORATION	-	-	35,000	-	-	-	-	35,000
65623	FIRE STATION 2 - ELEV. CONTR. PANEL	-	57,000	-	-	-	-	-	57,000
65627	FIRE STATION 2 - CARD ACCESS CONTRL	-	-	-	-	-	-	39,200	39,200
65718	FLEET MANAGEMENT WAREHOUSE CEILING	-	-	-	30,000	-	-	-	30,000
65720	HISTORIC CH-ROOF ACCESS LADDER	-	-	100,000	-	-	-	-	100,000
65723	NESS FIRE ALARM PANEL RENEWAL	-	61,000	-	-	-	-	-	61,000
65724	FACILITY MANAGEMENT CHILLER RENEWAL	-	147,000	-	-	-	-	-	147,000
65727	FIRE STATION 2 - SECURITY SYSTEM CC	-	-	-	-	-	-	28,000	28,000
65818	FLEET MANAGEMENT FIRE SPRINKLER	215,000	-	-	-	-	-	-	215,000
65823	FIRE STATION 4 - FIRE ALARM RENEWAL	-	98,000	-	-	-	-	-	98,000
65824	FACILITY MANAGEMENT EXTERIOR WATERP	-	140,000	-	-	-	-	-	140,000
65827	FIRE STATION 2 - WATER COOLERS RENW	-	-	-	-	-	-	39,200	39,200
65918	FLEET MANAGEMENT LED LIGHTING	-	-	-	75,000	-	-	-	75,000
65920	MBFD STATIONS SECURITY UPGRADES CW	-	126,000	-	-	-	-	-	126,000
65923	BASS MUSEUM FIRE ALARM REPLACEMENT	-	276,000	-	-	-	-	-	276,000
65924	FACILITY MANAGEMENT AIR COMPRESSOR	-	-	25,760	-	-	-	-	25,760

MIAMIBEACH

CITY OF MIAMI BEACH
FY 2023 - 2027 CAPITAL IMPROVEMENT PLAN BY PROGRAM

ATTACHMENT B

PROJECT	PROGRAM	Previous Years	FY 2023	FY 2024	FY 2025	FY 2026	FY 2027	Future	Total
65927	FIRE STATION 2 ADMIN - CARD ACCESS	-	-	-	-	-	-	28,000	28,000
66018	FLEET MANAGEMENT CONCRETE SPALLING	100,000	-	-	-	-	-	-	100,000
66020	CITY HALL - MAIN ENTRANCE PAVERS	-	-	550,000	-	-	-	-	550,000
66023	BEACH SHOWERS AT LUMMUS PARK	-	171,000	-	-	-	-	-	171,000
66027	FIRE STATION 2 ADMIN - CARPET REPLA	-	-	-	-	-	-	56,000	56,000
66118	FLEET MANAGEMENT BAYS PAINTING	-	-	-	120,000	-	-	-	120,000
66120	LINCOLN RD STONE RESTORATION	368,000	-	-	-	-	-	-	368,000
66123	FIRE STATION 3 - ROOF RENEWAL	-	228,000	-	-	-	-	-	228,000
66127	FIRE STATION 2 ADMIN - HVAC ELECTRI	-	-	-	-	-	-	57,000	57,000
66220	HISTORIC CITY HALL ELEVATOR	257,500	-	-	-	-	-	-	257,500
66227	FIRE STATION 3 - CALL SYSTEM RENEW.	-	-	-	-	-	-	179,200	179,200
66323	17TH STREET GARAGE EXPANSION & UPGR	-	536,000	-	-	-	-	-	536,000
66327	FIRE STATION 3 - DISTRIBUTION EQUIP	-	-	-	-	-	-	131,760	131,760
66427	FIRE STATION 3 - KITCHEN EQUIPMENT	-	-	-	-	-	-	61,600	61,600
66527	FIRE STATION 3 - REPL. EXHAUST SYS	-	-	-	-	-	-	228,000	228,000
66618	SOUTH POINTE PK-FIRE ALARM RENEWAL	35,000	-	-	-	-	-	-	35,000
66627	FIRE STATION 4 - PAINTED FINISH REN	-	-	-	-	-	-	89,600	89,600
66718	BEACH STORAGE AREA ENCLOSURE	170,000	-	-	-	-	-	-	170,000
66722	CLASSROOM BLDG KITTY CAMPUS ROOF	35,000	-	-	-	-	-	-	35,000
66727	FIRE STATION 4 - REPL. EXHAUST SYS	-	-	-	-	-	-	145,600	145,600
66818	WATER STATION ROOF REPLACEMENT	30,000	-	-	-	-	-	-	30,000
66827	FLAMINGO PARK BASEBALL FACILITY RES	-	-	-	-	-	-	93,000	93,000
66918	ANCHOR GAR.-FIRE ALARM REPLACEMENT	221,000	-	-	-	-	-	-	221,000
66927	HISTORIC CITY HALL EXHAUST SYSTEM R	-	-	-	-	-	-	109,800	109,800
67018	ANCHOR GARAGE-STAIRWELL DOORS	27,000	-	-	-	-	-	-	27,000
67027	HISTORIC CITY HALL EXTERIOR LIGHTNG	-	-	-	-	-	-	176,900	176,900
67030	MARINE PATROL EXTERIOR RESTORATION	60,728	-	-	-	-	-	-	60,728
67123	FIRE STATION 3 - SECURITY SYSTEM	-	43,000	-	-	-	-	-	43,000
67127	HISTORIC CITY HALL RESTROOMS RENEW.	-	-	-	-	-	-	976,000	976,000
67200	FIRE STATION 3 FIRE ALARM UPGRADE	47,000	-	-	-	-	-	-	47,000
67227	HISTORIC CITY HALL WATER COOLERS	-	-	-	-	-	-	102,600	102,600
67240	777 BUILDING HVAC 4TH FLOOR	162,121	-	-	-	-	-	-	162,121
67322	CONV.CTR PARKING DECK CRACKS REPAIR	280,000	-	-	-	-	-	-	280,000
67323	FIRE STATION 2 ADMIN - EXIT SIGNS	-	34,033	-	-	-	-	-	34,033
67327	NORMANDY ISLE PARK POOL FACILITY	-	-	-	-	-	-	93,000	93,000
67422	EAST CHILLED WATER PIPING INSUL.	35,000	-	-	-	-	-	-	35,000
67427	FIRE STATION 1 - OVERHEAD SECTIONAL	-	-	-	-	-	-	224,000	224,000

MIAMIBEACH

CITY OF MIAMI BEACH
FY 2023 - 2027 CAPITAL IMPROVEMENT PLAN BY PROGRAM

ATTACHMENT B

PROJECT	PROGRAM	Previous Years	FY 2023	FY 2024	FY 2025	FY 2026	FY 2027	Future	Total
67518	1755 MERIDIAN AVE OFFICE SECURITY	35,000	-	-	-	-	-	-	35,000
67522	CANAL PARK LANDSCAPING REPLACEMENT	60,000	-	-	-	-	-	-	60,000
67523	PUBLIC WORKS YARD WAREHOUSE LED LIG	-	90,000	-	-	-	-	-	90,000
67527	FIRE STATION 1 - RESTROOM	-	-	-	-	-	-	114,000	114,000
67622	TERRAZZO FLOOR SCRUBBERS	40,000	-	-	-	-	-	-	40,000
67623	PUBLIC WORKS YARD EXTERIOR LIGHTS	-	112,000	-	-	-	-	-	112,000
67627	FIRE STATION 1 - EXIT SIGNS, EMERGE	-	-	-	-	-	-	56,000	56,000
67722	ENERGY CONSUMPTION MANAGEMENT INTEG	35,000	-	-	-	-	-	-	35,000
67723	PUBLIC WORKS YARD RESTROOM EXHAUST	-	26,000	-	-	-	-	-	26,000
67727	FIRE STATION 1 - WATERPROOFING, EXT	-	-	-	-	-	-	247,000	247,000
67822	CHILLER LINES FLUSHING	5,000	-	-	-	-	-	-	5,000
67823	ELECTRO WAVE ROOF REPAIRS	-	17,000	-	-	-	-	-	17,000
67827	FIRE STATION 1 - FIRE ALARM REPLACE	-	-	-	-	-	-	146,400	146,400
67923	FLEET/SANITATION ROOF DRAIN	-	143,000	-	-	-	-	-	143,000
67927	FIRE STATION 1 - REPL. EXHAUST SYS	-	-	-	-	-	-	285,000	285,000
68023	MBCC 40 YEAR RECERTIFICATION REPAIR	-	1,586,000	-	-	-	-	-	1,586,000
68122	FLEET FACILITY 40 YEAR RE-CERT.	10,000	-	-	-	-	-	-	10,000
68222	FLEET FACILITY PHASE II UPGRADE	201,578	-	-	-	-	-	-	201,578
68322	FLEET FACILITY SECURITY CAMERAS	157,000	-	-	-	-	-	-	157,000
68422	FLEET WARHSE. WTRPRF & ROOF REPAIRS	93,422	-	-	-	-	-	-	93,422
68519	GO#48: POLICE HQ FACILITY	5,500,000	1,073,272	4,500,000	-	-	-	-	11,073,272
68522	FLEET FACILITY GATE	51,000	-	-	-	-	-	-	51,000
68622	FLEET PARKING LOT RESURFACING	96,000	-	-	-	-	-	-	96,000
68720	POLICE HQ & PARKING GAR. FIRE ALARM	246,033	-	-	-	-	-	-	246,033
68760	CITY HALL ELECTRICAL UPGRADES	341,500	-	-	-	-	-	-	341,500
68820	BEACH RESTROOMS EXHAUST SYSTEMS	35,000	-	-	-	-	-	-	35,000
68923	HISTORIC CITY HALL RENOVATIONS	-	2,000,000	-	-	-	-	-	2,000,000
69470	FLEET/SANITATION FIRE ALARM SYSTEM	85,800	-	-	-	-	-	-	85,800
69827	MBPD K-9 TRAINING FACILITY	-	-	-	-	-	-	98,000	98,000
69927	MIAMI BEACH BANDSHELL BACK OF HOUSE	-	-	-	-	-	-	1,525,500	1,525,500
		23,515,591	**8,569,305**	**10,855,298**	**1,802,799**	**1,574,464**	**4,704,848**	**24,533,668**	**75,555,973**
PW ENGINEERING									
64122	BOLLARDS INSTALLATION AND REPL.	200,000	-	-	-	-	-	303,000	503,000
PW GREENSPACE MANAGEMENT									
60011	IRRIGATION SYSTEM MACARTHUR CAUSEWY	-	-	-	80,000	-	-	-	80,000
65120	GREENSPACE FACILITY SECURITY SYSTEM	-	-	-	-	-	-	110,000	110,000

MIAMIBEACH

CITY OF MIAMI BEACH
FY 2023 - 2027 CAPITAL IMPROVEMENT PLAN BY PROGRAM

ATTACHMENT B

PROJECT	PROGRAM	Previous Years	FY 2023	FY 2024	FY 2025	FY 2026	FY 2027	Future	Total
66520	SOUTH BEACH ROW LANDSCAPE	280,000	-	-	170,915	229,085	-	-	680,000
		280,000	**-**	**-**	**250,915**	**229,085**	**-**	**110,000**	**870,000**
PW STREETS									
65021	BELLE ISLE PARK LIGHTING ENHANCEMNT	110,000	-	-	-	-	-	-	110,000
TOURISM & CULTURAL DEPARTMENT									
20126	WALK- OFF MATS REPLACEMENT	-	-	-	-	1,500,000	-	-	1,500,000
20127	LED WALLS (VARIOUS LOCATIONS)	-	-	-	-	-	3,000,000	-	3,000,000
20226	EXHIBIT HALL COLUMNS FITTING INSTAL	-	-	-	-	250,000	-	-	250,000
20227	RAIN WATER PIPE RELOCATIONS/ENCLOSU	-	-	-	-	-	300,000	-	300,000
23523	MBCC COOLING TOWER ROOF REPLACEMENT	-	250,000	-	-	-	-	-	250,000
62025	POWER OUTPUT INCREASE TO 400 AMP DI	-	-	-	1,600,000	-	-	-	1,600,000
62026	ROOF TOP COOLING TOWER REPLACEMENT	-	-	-	-	200,000	-	-	200,000
62125	REPLACE THE EAST SIDE BOILER AND HO	-	-	-	250,000	-	-	-	250,000
62126	SOUND DEADENING PRODUCT INSTALLATIO	-	-	-	-	750,000	-	-	750,000
62225	BACK OF HOUSE PLATFORM INSTALLATION	-	-	-	250,000	-	-	-	250,000
62226	FORK LIFTS REPLACMENTS (4)	-	-	-	-	250,000	-	-	250,000
62325	WALK IN COOLERS (FIRST LEVEL WAREHO	-	-	-	300,000	-	-	-	300,000
62425	SMALL WARES/TABLE TOP BANQUET EQUIP	-	-	-	600,000	-	-	-	600,000
62624	MBCC INSTALL CAMLOCK TERMINATION BO	-	-	250,000	-	-	-	-	250,000
62724	MBCC WIRELESS NETWORK REPAIRING/COR	-	-	500,000	-	-	-	-	500,000
62824	AV SYSTEM NETWORK WIRING REDUNDANCY	-	-	40,000	-	-	-	-	40,000
62924	AV SYSTEM REDUNDANT HARDWARE	-	-	30,000	-	-	-	-	30,000
63024	AV SYSTEM AMPLIFIER POWER REWIRING	-	-	27,000	-	-	-	-	27,000
63124	EXTERIOR ELEVATOR SHAFTS FRENCH CLE	-	-	750,000	-	-	-	-	750,000
63224	XHALL VENTILATION EXTRACTION SYSTEM	-	-	100,000	-	-	-	-	100,000
63324	BALLROOM BEAM DETECTORS REPLACEMENT	-	-	1,000,000	-	-	-	-	1,000,000
63424	ADDITIONAL SURGE PROTECTION AND PHA	-	-	300,000	-	-	-	-	300,000
63524	FIBER CONNECTIVITY FROM MBCC TO PRI	-	-	100,000	-	-	-	-	100,000
63624	WALK IN COOLER/FREEZER (NEW MAIN KI	-	-	500,000	-	-	-	-	500,000
63724	LACTATION POD	-	-	35,000	-	-	-	-	35,000
63824	PLANT MATERIAL REPLACEMENT/ADDITION	-	-	150,000	-	-	-	-	150,000
63924	LOWER CONCRETE UNDER STRC. BEAM	-	-	400,000	-	-	-	-	400,000
64024	ADDITIONAL ELECTRICAL 100AMP OUTLET	-	-	600,000	-	-	-	-	600,000
64124	PORTABLE LED VMS BOARDS	-	-	40,000	-	-	-	-	40,000
64928	BACK OF HOUSE AREAS PROTECTION	-	-	-	-	-	200,000	-	200,000
65022	CONV.CTR. RUBBER WALLS REPLACEMENT	184,000	-	-	-	-	-	-	184,000
65023	CONV.CTR. EXHIBIT HALLS FIRE STROBE	-	300,000	-	-	-	-	-	300,000

MIAMIBEACH

CITY OF MIAMI BEACH
FY 2023 - 2027 CAPITAL IMPROVEMENT PLAN BY PROGRAM

ATTACHMENT B

PROJECT	PROGRAM	Previous Years	FY 2023	FY 2024	FY 2025	FY 2026	FY 2027	Future	Total
65122	CONV.CTR. ADDITNL SECURITY CAMERAS	250,000	350,000	-	-	-	-	-	600,000
68123	ADDITIONAL FIRE PUMP INSTALLATION	-	250,000	-	-	-	-	-	250,000
68223	MBCC ELECTRICAL SWITCH GEAR	-	300,000	-	-	-	-	-	300,000
		434,000	**1,450,000**	**4,822,000**	**3,000,000**	**2,950,000**	**3,500,000**	**-**	**16,156,000**
	TOTAL:	**30,978,450**	**9,357,224**	**20,769,798**	**5,398,214**	**6,265,549**	**9,032,848**	**43,284,668**	**125,086,751**
SEAWALLS									
CAPITAL IMPROVEMENT PROGRAM									
27600	SEAWALL-BOTANICAL GARDEN	1,208,662	-	-	-	-	-	-	1,208,662
28300	SHANE WATERSPORT SEAWALL	784,000	-	-	-	-	-	-	784,000
28790	CONVENTION CENTER DR TO WASHINGTON	1,800,000	-	-	-	-	-	-	1,800,000
		3,792,662	**-**	**-**	**-**	**-**	**-**	**-**	**3,792,662**
PW ADMINISTRATION									
20220	SEAWALL-DICKENS AV SHORELINE	435,394	-	-	-	-	-	-	435,394
29560	BRITTANY BAY PARK SEAWALL	1,109,000	-	-	-	-	-	-	1,109,000
		1,544,394	**-**	**-**	**-**	**-**	**-**	**-**	**1,544,394**
PW ENGINEERING									
23618	LENOX COURT & JEFFERSON AVE SEAWALL	300,000	-	-	-	-	-	-	300,000
27170	SEAWALL-BISCAYNE BAY ST END PH. II	1,694,058	-	-	-	-	-	-	1,694,058
27919	GO#39: SEAWALLS & SHORELINES	5,000,000	-	5,000,000	-	-	-	-	10,000,000
28740	SEAWALL - HOLOCAUST MEMORIAL	100,000	-	-	-	-	-	-	100,000
28780	SEAWALL DADE BLVD - WASHINGTON AVE	1,625,000	-	-	-	-	-	-	1,625,000
28820	INDIAN BEACH PARK SEAWALL	715,000	-	-	-	-	-	-	715,000
29020	CITYWIDE SEAWALL REHAB	15,000,000	-	-	-	-	10,000,000	10,000,000	35,000,000
29500	COLLINS CANAL ENHANCEMENT PROJECT	5,458,889	-	-	-	-	-	-	5,458,889
		29,892,947	**-**	**5,000,000**	**-**	**-**	**10,000,000**	**10,000,000**	**54,892,947**
	TOTAL:	**35,230,003**	**-**	**5,000,000**	**-**	**-**	**10,000,000**	**10,000,000**	**60,230,003**
STREET / SIDEWALKS STREETSCAPE									
CAPITAL IMPROVEMENT PROGRAM									
20597	WEST AVENUE PHASE II	105,140,819	-	-	-	-	-	-	105,140,819
21118	STILLWATER ENTRANCE SIGN	225,000	-	-	-	-	-	-	225,000
21270	VENETIAN NEIGH. -ISLANDS	47,742,927	-	-	-	-	-	-	47,742,927
22050	BAYSHORE NEIGH. BID PACK A	25,085,154	-	-	-	-	-	-	25,085,154
23180	BAYSHORE NEIGH. BID PACK D	16,219,307	-	-	-	-	-	-	16,219,307
23270	CITY CENTER COMMERCIAL DISTRICT BPB	25,809,526	-	-	-	-	-	54,787,421	80,596,947
23380	PALM & HIBISCUS NEIGHBORHOOD IMPROVMENTS	50,217,164	-	-	-	-	-	600,000	50,817,164
27319	GO#31: OCEAN DRIVE CORRIDOR	2,000,000	-	18,000,000	-	-	-	-	20,000,000
27419	GO#32: PALM & HIBISCUS LANDSCAPING	1,000,000	-	-	-	-	-	-	1,000,000
28610	RUE VENDOME PUBLIC PLAZA	2,511,705	-	-	-	-	-	-	2,511,705

MIAMIBEACH

CITY OF MIAMI BEACH
FY 2023 - 2027 CAPITAL IMPROVEMENT PLAN BY PROGRAM

ATTACHMENT B

PROJECT	PROGRAM	Previous Years	FY 2023	FY 2024	FY 2025	FY 2026	FY 2027	Future	Total
28940	BAYSHORE NEIGH. CENTRAL - SOUTH	20,407,204	-	-	-	-	-	-	20,407,204
29300	LINCOLN RD LENOX-COLLINS W/SIDE ST.	40,000,000	-	-	-	-	-	-	40,000,000
29310	CONVENTION CNTR LINCN RD CONNECTOR	11,800,000	-	-	-	-	-	3,468,000	15,268,000
29320	17TH STREET NORTH IMPROVEMENTS	2,000,000	-	-	-	-	-	-	2,000,000
29530	COLLINS PARK ANCILLARY IMPROVEMENTS	4,000,000	-	-	-	-	-	-	4,000,000
69790	SUNSET 3 & 4 UTILITY PAYMENT	1,532,002	-	-	-	-	-	-	1,532,002
		355,690,808	**-**	**18,000,000**	**-**	**-**	**-**	**58,855,421**	**432,546,229**
ECONOMIC DEVELOPMENT									
21019	SHORT-TERM 41ST ST RECOMMENDATIONS	100,000	-	-	-	-	-	-	100,000
27719	GO#36: WASHINGTON AVE. CORRIDOR	1,000,000	-	9,000,000	-	-	-	-	10,000,000
28019	GO#40: 41 ST. CORRIDOR	2,080,318	-	12,919,682	-	-	-	-	15,000,000
		3,180,318	**-**	**21,919,682**	**-**	**-**	**-**	**-**	**25,100,000**
ENVIRONMENT SUSTAINABILITY									
20197	CITY CENTER RESILIENCY ENHANCEMENTS	1,000,000	-	-	-	-	-	-	1,000,000
66420	DADE BOULEVARD PEDESTRIAN PATHWAY	225,000	-	-	-	-	-	-	225,000
68219	GO#33: STREET TREE MASTER PLAN	2,620,000	-	2,380,000	-	-	-	-	5,000,000
		3,845,000	**-**	**2,380,000**	**-**	**-**	**-**	**-**	**6,225,000**
PROPERTY MANAGEMENT									
29880	LINCOLN RD MALL ADA PEDESTRIAN	87,500	-	-	-	-	-	-	87,500
65921	71ST STREET BUSINESS CORRIDOR LIGHT	69,000	-	-	-	-	-	-	69,000
69620	S. BOWL SIGNAGE/ PAINTING/ LIGHTING	150,000	-	-	-	-	-	-	150,000
		306,500	**-**	**-**	**-**	**-**	**-**	**-**	**306,500**
PW ADMINISTRATION									
20922	NORMANDY ISLES DRAINAGE IMPROVEMENT	-	-	-	-	26,280,000	147,460,000	118,260,000	292,000,000
21822	WASHINGTON AVENUE MILLING & RESURFA	1,604,000	-	-	-	-	-	-	1,604,000
24020	ORCHARD PARK	250,000	-	-	-	-	-	13,688,421	13,938,421
24120	TOWN CENTER	-	-	-	64,522,252	52,022,252	-	-	116,544,504
24619	GO#37: SIDEWALK IMPROVEMENTS	4,619,682	-	4,480,318	-	-	-	3,900,000	13,000,000
27360	RESTORATIVE TREEWELL-PH 4-SOUTH BCH	690,000	-	-	-	-	-	-	690,000
27519	GO#34: ABOVE GROUND IMPROVEMENTS	-	-	23,000,000	-	-	-	20,000,000	43,000,000
27619	GO#35: FLAMINGO PARK NEIGHBORHOOD	-	-	-	-	-	-	20,000,000	20,000,000
27819	GO#38: STREET PAVEMENT	5,800,000	-	12,100,000	-	-	-	12,100,000	30,000,000
28119	GO#41: LA GORCE NEIGHBORHOOD	-	-	-	-	-	-	14,000,000	14,000,000
28219	GO#44: NORTH SHORE NEIGHBORHOOD	-	-	-	-	-	-	8,000,000	8,000,000
28719	GO#53: SECURITY FOR PUBLIC SPACES	2,000,000	(84)	2,350,000	-	-	-	-	4,349,916
29810	ALLEYWAY RESTORATION PH III	532,500	-	-	-	-	-	100,000	632,500
61117	RESTORATIVE TREE WELL TREATMENT	292,000	-	-	-	-	-	-	292,000
		15,788,182	**(84)**	**41,930,318**	**64,522,252**	**78,302,252**	**147,460,000**	**210,048,421**	**558,051,341**

MIAMIBEACH

CITY OF MIAMI BEACH
FY 2023 - 2027 CAPITAL IMPROVEMENT PLAN BY PROGRAM

ATTACHMENT B

PROJECT	PROGRAM	Previous Years	FY 2023	FY 2024	FY 2025	FY 2026	FY 2027	Future	Total
PW ENGINEERING									
20078	CITYWIDE STREET PAVEMENT	-	-	-	-	-	-	15,000,000	15,000,000
20177	OCEAN DR. EXTENDED SIDEWALK PROJECT	164,650	-	-	-	-	-	-	164,650
20422	FLAMINGO NEIGHBORHOOD	300,000	-	-	-	-	-	214,000,000	214,300,000
20522	NAUTILUS NEIGHBORHOOD	-	-	-	-	-	-	29,486,421	29,486,421
20587	1ST STREET-ALTON RD TO WASHINGTON	46,870,741	-	-	-	-	-	-	46,870,741
23220	NORTH SHORE NEIGH. IMPROVEMENTS	7,339,268	(144,428)	-	-	-	-	60,127,421	67,322,261
23240	LA GORCE NEIGHBORHOOD IMPROVEMENTS	2,267,140	-	-	-	-	-	80,000,000	82,267,140
23360	WEST AVE/BAY RD NEIGH.	25,902,873	-	-	-	-	-	-	25,902,873
60237	COLLINS / HARDING ALLEY RESTORATION	100,000	-	-	-	-	-	-	100,000
		82,944,672	**(144,428)**	**-**	**-**	**-**	**-**	**398,613,842**	**481,414,086**
PW GREENSPACE MANAGEMENT									
29760	RESTORATIVE TREEWELL-PH 3	683,911	-	-	-	-	-	-	683,911
61619	NORTH BEACH ROW LANDSCAPING	270,000	-	312,613	112,613	-	-	-	695,226
62019	MIDDLE BEACH ROW LANDSCAPE	226,285	-	-	300,000	50,000	-	100,000	676,285
63521	RESTORATIVE TREE WELL CITYWIDE	-	-	-	-	480,000	-	240,000	720,000
64119	INDIAN CREEK LANDSCAPE & IRRIGATION	1,200,000	1,227,000	-	-	-	-	-	2,427,000
		2,380,196	**1,227,000**	**312,613**	**412,613**	**530,000**	**-**	**340,000**	**5,202,422**
PW STREETS									
20000	PAVEMENT & SIDEWALK PROGRAM	1,732,986	-	-	-	-	-	-	1,732,986
25650	CITYWIDE CURB RAMP INSTALLATION	112,560	-	-	-	-	-	-	112,560
28630	BONITA DRIVE STREET END IMPROVEMENT	135,000	-	-	-	-	-	-	135,000
		1,980,546	**-**	**-**	**-**	**-**	**-**	**-**	**1,980,546**
TRANSPORTATION									
27910	MERIDIAN AVE SHARED USE PATH	1,034,000	-	-	-	-	-	-	1,034,000
62222	WEST AVENUE BICYCLE LANES PHASE II	131,000	534,000	-	-	-	-	-	665,000
62322	ORCHARD PARK TRAFFIC CALMING	245,505	1,474,000	-	-	-	-	-	1,719,505
62617	72ND STREET PROTECTED BIKE LANE	519,000	-	-	-	-	-	-	519,000
69828	SLOW STREETS	-	-	-	-	-	-	1,200,000	1,200,000
		1,929,505	**2,008,000**	**-**	**-**	**-**	**-**	**1,200,000**	**5,137,505**
	TOTAL:	**468,045,727**	**3,090,488**	**84,542,613**	**64,934,865**	**78,832,252**	**147,460,000**	**669,057,684**	**1,515,963,629**
STREET LIGHTING									
PROPERTY MANAGEMENT									
27070	BEACHWALK LIGHTING RETRO	665,625	-	-	-	-	-	-	665,625
62940	CITYWIDE PARKING LOT LIGHTING	450,000	-	-	-	-	-	-	450,000
		1,115,625	**-**	**-**	**-**	**-**	**-**	**-**	**1,115,625**
PW ADMINISTRATION									
64918	SMART LIGHTING MASTER PLAN	2,463,895	-	400,000	800,000	903,233	296,767	-	4,863,895

MIAMIBEACH

CITY OF MIAMI BEACH
FY 2023 - 2027 CAPITAL IMPROVEMENT PLAN BY PROGRAM

ATTACHMENT B

PROJECT	PROGRAM	Previous Years	FY 2023	FY 2024	FY 2025	FY 2026	FY 2027	Future	Total
69019	GO#55: STREET LIGHTING IMPROVEMENTS	3,500,000	-	6,500,000	-	-	-	-	10,000,000
		5,963,895	**-**	**6,900,000**	**800,000**	**903,233**	**296,767**	**-**	**14,863,895**
PW ENGINEERING									
21218	5TH STREET FLYOVER LIGHTING	148,779	-	-	-	-	-	-	148,779
PW STREETS									
27800	STREET LIGHTING IMPROVEMENTS	996,305	-	629,000	-	-	-	50,000,000	51,625,305
	TOTAL:	**8,224,604**	**-**	**7,529,000**	**800,000**	**903,233**	**296,767**	**50,000,000**	**67,753,604**
TRANSIT / TRANSPORTATION									
CAPITAL IMPROVEMENT PROGRAM									
20327	2 WAY CONVERSION 42ND ST. SHERIDAN	510,000	-	-	-	-	-	-	510,000
64190	ENTRANCE SIGNS TO NORTH BEACH	658,000	-	831,679	91,000	-	-	-	1,580,679
65221	PINE TREE DR./46TH ST. TRAFFIC CRCL	603,603	-	-	-	-	-	4,341,000	4,944,603
		1,771,603	**-**	**831,679**	**91,000**	**-**	**-**	**4,341,000**	**7,035,282**
PROPERTY MANAGEMENT									
61525	20TH STREET NEIGHBORHOOD GREENWAY	-	-	-	12,750	99,395	-	-	112,145
TRANSPORTATION									
20018	ADAPTIVE TRAFFIC SIGNAL CONTROLS	-	-	-	-	-	-	1,800,000	1,800,000
20118	BAYSHORE NEIGH. TRAFFIC CALMING 1A	378,075	-	-	-	-	-	-	378,075
20200	TRANSPORTATION CAPITAL INITIATIVE	42,492,028	-	-	-	-	-	-	42,492,028
20218	NAUTILUS TRAFFIC CALMING PHASE I	355,500	-	-	-	-	-	-	355,500
20221	16TH STREET PROTECTED BIKE LANES	90,000	-	-	-	-	-	560,000	650,000
20318	VENETIAN ILLUMINATED CROSSWALKS	180,000	-	-	-	-	-	-	180,000
20617	NEW BUS SHELTER DESIGNS	504,251	-	-	-	-	-	-	504,251
20620	LA GORCE / PINE TREE DR BIKE LANES	230,000	-	1,672,050	-	-	-	-	1,902,050
20818	ROYAL PALM NEIGHBORHOOD GREENWAY	430,000	-	-	-	-	-	-	430,000
21014	BICYCLE LANES/SHARED USE PTH IMPROV	130,000	1,635,000	-	1,607,358	318,773	53,869	756,000	4,501,000
21419	MERIDIAN AVENUE PEDESTRIAN CROSSING	410,000	-	-	-	-	-	-	410,000
21522	ALTON ROAD SHARED USE PATH PHASE II	-	-	-	-	-	-	3,631,000	3,631,000
22518	ENHANCED CROSSWALKS	480,000	-	-	-	-	-	-	480,000
22823	MERIDIAN AVENUE & LINCLN. LN. CROSS	-	46,000	-	-	-	-	193,058	239,058
22923	HAWTHORNE AVENUE NEIGHBORHOOD GREEN	-	157,000	-	-	-	-	1,219,239	1,376,239
23020	ALTON RD & 16TH STREET INTERSECTION	540,000	-	-	-	-	-	-	540,000
23223	SOUTH OF FIFTH NEIGH. TRAFFIC CALM.	-	979,112	-	-	-	-	-	979,112
23323	SOUTH OF FIFTH NEIGHBORHOOD TRAFFIC	-	31,150	-	-	-	-	-	31,150
27860	51ST STREET NEIGHBORHOOD GREENWAY	50,000	160,000	-	-	-	-	1,263,971	1,473,971
27940	EUCLID AVE. PROTECTED BICYCLE LANE	470,000	-	-	-	-	-	-	470,000
28080	INTELLIGENT TRANSPORT SYSTEM	18,776,260	-	-	-	-	-	-	18,776,260
60177	SOUTH BEACH PEDESTRIAN ZONES	950,000	-	-	200,000	-	-	1,665,804	2,815,804

MIAMIBEACH

CITY OF MIAMI BEACH
FY 2023 - 2027 CAPITAL IMPROVEMENT PLAN BY PROGRAM

ATTACHMENT B

PROJECT	PROGRAM	Previous Years	FY 2023	FY 2024	FY 2025	FY 2026	FY 2027	Future	Total
60222	NORTH BEACH GREENWAYS PHASE III	-	-	-	-	-	-	1,320,220	1,320,220
60257	BAY DRIVE NEIGHBORHOOD GREENWAY	100,000	-	-	-	-	-	-	100,000
60327	10TH STREET NEIGHBORHOOD GREENWAY	190,000	233,000	-	-	-	-	1,080,000	1,503,000
61625	NORTH BAY ROAD NEIGH. GREENWAY	-	-	-	649,787	-	-	4,927,109	5,576,896
61725	FAIRWAY DRIVE SHARED-USE PATH	-	-	-	654,500	-	-	5,102,251	5,756,751
61825	BIARRITZ DR. NEIGHBORHOOD GREENWAY	-	-	-	265,200	-	-	2,067,406	2,332,606
61826	69TH STREET BUFFERED BIKE LANES	-	-	-	-	182,210	-	1,103,714	1,285,924
62224	6TH STREET NEIGHBORHOOD GREENWAY	-	-	525,000	2,382,450	-	-	-	2,907,450
62324	71ST STREET DICKENS AVENUE INTERSEC	-	-	161,500	1,258,997	-	-	-	1,420,497
62424	RAISED CROSSWALKS AND INTERSECTIONS	-	-	124,000	792,360	-	-	-	916,360
62517	MERIDIAN AVENUE BICYCLE LANES	250,000	-	-	-	-	-	-	250,000
62521	NORTH BEACH GREENWAYS- PHASE II	714,230	-	-	-	-	-	-	714,230
62717	73RD STREET PROTECTED BIKE LANES	239,000	-	-	-	-	-	-	239,000
63428	SOUTH BEACH PROMENADE	-	-	-	-	-	-	24,826,000	24,826,000
63528	DADE BOULEVARD AND MICHIGAN AVENUE	-	-	-	-	-	-	3,151,548	3,151,548
63628	21ST STREET PROTECTED BICYCLE LANES	-	-	-	-	-	-	1,662,729	1,662,729
63728	MERIDIAN AVENUE NEIGH. GREENWAY	-	-	-	-	-	-	3,738,150	3,738,150
63828	INDIAN CREEK CAPACITY IMPROVEMENTS	-	-	-	-	-	-	3,473,558	3,473,558
63928	15TH STREET NEIGHBORHOOD GREENWAY	-	-	-	-	-	-	2,803,613	2,803,613
64028	MULTIMODAL IMPROVEMENTS TO CITY PED	-	-	-	-	-	-	3,740,000	3,740,000
64128	MIDDLE BEACH INTERMODAL STATION	-	-	-	-	-	-	6,639,741	6,639,741
64228	DADE BOULEVARD PROTECTED BICYCLE LN	-	-	-	-	-	-	3,151,548	3,151,548
64628	SOUTH OF FIFTH NEIGHBORHOOD TRAFFIC	-	-	-	-	-	-	829,682	829,682
65321	PRAIRIE AVE/44TH ST. TRAFFIC CIRCLE	604,420	-	-	-	-	-	-	604,420
66122	INDIAN CREEK DR PROTECTED BIKE LANE	131,000	737,000	-	-	-	-	-	868,000
66222	71ST STREET BRIDGE BIKE LANES	100,000	-	-	-	-	-	-	100,000
66923	SOUTH POINTE DRIVE PROTECTED BIKE	-	161,000	-	-	-	-	1,252,371	1,413,371
67023	SOUTH OF FIFTH NEIGHBORHOOD TRAFFIC	-	82,481	-	-	-	-	-	82,481
68419	GO#42: TRAFFIC CALMING	1,500,000	-	500,000	-	-	-	-	2,000,000
68619	GO#43: BIKE LANES & SHARED USE PATH	2,380,000	-	2,620,000	-	-	-	-	5,000,000
69820	NORTH BEACH GREENWAYS PHASE I	448,625	-	-	-	-	-	-	448,625
		73,123,389	**4,221,743**	**5,602,550**	**7,810,652**	**500,983**	**53,869**	**81,958,712**	**173,271,898**
	TOTAL:	**74,894,992**	**4,221,743**	**6,434,229**	**7,914,402**	**600,378**	**53,869**	**86,299,712**	**180,419,325**
UTILITIES									
ENVIRONMENT SUSTAINABILITY									
62619	ENERGY SUB-METERS IN MUN. BUILDINGS	68,000	-	-	-	-	-	-	68,000
PW ADMINISTRATION									
20124	ALLISON ISLAND NORTH	-	-	-	-	-	-	6,154,321	6,154,321

MIAMIBEACH

CITY OF MIAMI BEACH
FY 2023 - 2027 CAPITAL IMPROVEMENT PLAN BY PROGRAM

ATTACHMENT B

PROJECT	PROGRAM	Previous Years	FY 2023	FY 2024	FY 2025	FY 2026	FY 2027	Future	Total
20224	NORMANDY SHORES	-	-	-	-	-	-	29,147,027	29,147,027
20323	LA GORCE ISLAND	-	-	-	-	-	-	9,104,921	9,104,921
20324	BELLE ISLE	-	-	-	-	-	-	4,550,621	4,550,621
20424	BISCAYNE BEACH	-	-	-	-	-	-	20,445,421	20,445,421
20524	BISCAYNE POINT	-	-	-	-	-	-	13,266,321	13,266,321
20624	CENTRAL BAYSHORE	-	-	-	-	-	-	7,963,400	7,963,400
20724	INDIAN CREEK PARKWAY	-	-	-	-	-	-	9,217,121	9,217,121
20824	PARK VIEW ISLAND	-	-	-	-	-	-	4,759,121	4,759,121
20924	STAR ISLAND	-	-	-	-	-	-	6,032,621	6,032,621
21122	SUNSET ISLAND 1	-	-	-	-	-	-	5,319,421	5,319,421
21222	SUNSET ISLAND 2	-	-	-	-	-	-	7,446,121	7,446,121
21424	CITYWIDE INTERIM FLOOD SOLUTIONS	-	-	15,955,496	4,800,000	3,600,000	4,700,000	5,200,000	34,255,496
22320	LAKEVIEW NEIGHBORHOOD IMPROVEMENTS	-	-	-	-	-	-	41,000,000	41,000,000
22418	MT. SINAI STORMWATER PUMP STATION	-	-	-	-	-	-	19,727,421	19,727,421
60319	WATER METER REPLACEMENT PROGRAM	16,104,893	-	-	-	-	-	-	16,104,893
60419	DERM & EPA CONSENT DECREE	1,900,000	2,800,000	2,800,000	2,800,000	2,800,000	-	-	13,100,000
65421	VALVE REPLACEMENT PROGRAM	2,791,488	-	-	-	-	-	-	2,791,488
		20,796,381	**2,800,000**	**18,755,496**	**7,600,000**	**6,400,000**	**4,700,000**	**189,333,858**	**250,385,735**
PW ENGINEERING									
20527	FDOT UTILITIES RELOCATION	2,577,529	-	-	27,000,000	-	-	-	29,577,529
20619	WASTE WATER STATIONS REHABILITATION	15,174,133	-	3,194,267	2,802,046	8,069,325	5,571,381	-	34,811,152
20719	SCADA AND PLC SYSTEMS	7,238,000	-	-	-	-	-	-	7,238,000
21220	INDIAN CREEK STREET DRAINAGE IMP.	22,308,926	-	-	-	-	-	-	22,308,926
21720	DRAINAGE SYSTEM WATER QUALITY PILOT	500,000	-	-	-	-	-	-	500,000
23000	SUNSET HARBOUR PUMPSTATION UPGRADES	28,275,370	-	-	-	-	-	-	28,275,370
27370	54IN DIAMETER REDUNDANT SEWER FORCE	17,644,487	-	-	-	-	-	-	17,644,487
28120	WATER PUMP STATIONS IMPROVEMENTS	8,190,937	-	2,595,063	9,972,155	4,654,113	7,045,776	-	32,458,044
28220	WASTEWATER MANHOLE REHABILITATION	4,637,000	581,339	2,752,016	-	-	-	-	7,970,355
28320	SEWER PUMP STATION ODOR CONTROL	850,600	850,000	1,000,000	-	-	-	-	2,700,600
28520	WATER & WASTEWATER MAINS AND REHAB	34,251,419	6,520,427	56,510,525	8,534,710	7,486,611	4,053,930	89,446,249	206,803,871
28920	BIOSWALE PILOT PROJECT	850,000	-	-	-	-	-	-	850,000
29820	STORM WATER OUTFALLS	2,000,000	-	-	-	-	-	-	2,000,000
		144,498,401	**7,951,766**	**66,051,871**	**48,308,911**	**20,210,049**	**16,671,087**	**89,446,249**	**393,138,334**
TRANSPORTATION									
22018	FIBER COMMUNICATIONS INSTALLATION	292,000	-	-	-	-	-	-	292,000
	TOTAL:	**165,654,782**	**10,751,766**	**84,807,367**	**55,908,911**	**26,610,049**	**21,371,087**	**278,780,107**	**643,884,069**
	GRAND TOTAL:	**1,748,243,934**	**73,657,820**	**322,111,075**	**149,767,054**	**128,438,505**	**199,061,069**	**1,200,672,500**	**3,821,951,957**

MIAMIBEACH

RESOLUTION NO. 674-2022

A RESOLUTION OF THE CHAIRPERSON AND MEMBERS OF THE MIAMI BEACH REDEVELOPMENT AGENCY (RDA) ADOPTING AND APPROPRIATING THE MIAMI BEACH REDEVELOPMENT AGENCY CAPITAL BUDGET FOR FISCAL YEAR 2023 AND ADOPTING THE CAPITAL IMPROVEMENT PLAN FOR FISCAL YEARS 2023 - 2027.

WHEREAS, the Fiscal Year (FY) 2023 - 2027 Capital Improvement Plan ("CIP") for the Miami Beach Redevelopment Agency (RDA) is a five-year plan for public improvements and capital expenditures by the RDA; and

WHEREAS, the CIP is an official statement of public policy regarding long-range physical development in the City of Miami Beach; and

WHEREAS, the RDA Capital Budget for FY 2023 itemizes project funds to be committed during the Fiscal Year and details planned expenditures for project components, which may include architectural and engineering, construction, equipment, Art in Public Places, and other project costs; and

WHEREAS, the RDA Bonds Series 2015 A Capital Budget for FY 2023 totals $1,998,000; and

WHEREAS, the RDA Anchor Garage Capital Budget for FY 2023 totals $243,000; and

WHEREAS, the RDA Penn Garage Capital Budget for FY 2023 totals $435,000; and

WHEREAS, the projects to be appropriated in the FY 2023 RDA Capital Budget and CIP for FY 2023-2027 are set forth in Attachment "A," which is attached hereto and incorporated herein by reference.

NOW, THEREFORE, BE IT RESOLVED BY THE CHAIRPERSON AND MEMBERS OF THE MIAMI BEACH REDEVLOPMENT AGENCY, that the Chairperson and Members of the Miami Beach Redevelopment Agency hereby adopt and appropriate the Miami Beach RDA Capital Budget for FY 2023 and adopt the Capital Improvement Plan for Fiscal Years 2023 through 2027, as set forth in Attachment "A."

PASSED AND ADOPTED this 28th day of September, 2022.

ATTEST:

Dan Gelber, Chairperson

Rafael E. Granado, Secretary

MIAMI BEACH INCORPORATED MARCH 26 1915

SEP 29 2022

APPROVED AS TO FORM & LANGUAGE & FOR EXECUTION

for City Attorney

9/20/22 Date

MIAMIBEACH

COMMISSION MEMORANDUM

TO: Honorable Mayor and Members of the City Commission
FROM: Alina T. Hudak, Executive Director
DATE: September 28, 2022

SUBJECT: A RESOLUTION OF THE CHAIRPERSON AND MEMBERS OF THE MIAMI BEACH REDEVELOPMENT AGENCY (RDA) ADOPTING AND APPROPRIATING THE MIAMI BEACH REDEVELOPMENT AGENCY CAPITAL BUDGET FOR FISCAL YEAR 2023 AND ADOPTING THE CAPITAL IMPROVEMENT PLAN FOR FISCAL YEARS 2023 - 2027.

RECOMMENDATION

The Administration recommends that the Chairperson and members of the Miami Beach Redevelopment Agency adopt the attached Resolution which establishes a final capital budget for the Miami Beach Redevelopment Agency for Fiscal Year (FY) 2023, and the Capital Improvement Plan for Fiscal Years 2023-2027.

BACKGROUND/HISTORY

Planning for capital improvements is an ongoing process. As needs change within the Redevelopment Area, capital programs and priorities are adjusted. The Capital Improvement Plan ("CIP") serves as the primary planning tool for systematically identifying, prioritizing, and assigning funds to critical Miami Beach Redevelopment Agency (the "Miami Beach RDA") capital development, improvements, maintenance and associated needs.

The RDA CIP process begins in the Spring, when all departments are asked to prepare capital improvement updates, recommendations and requests on the ongoing and proposed capital projects. Departments prepare submittals identifying potential funding sources and request funds for their respective projects. The proposed requests are reviewed by the City Manager/Executive Director, and upon approval, are submitted to the Finance and Economic Resiliency Committee (the "FERC") for review, and if recommended are subsequently forwarded to the City Commission and Miami Beach RDA Board for final approval and adoption.

The CIP is a financing and construction/acquisition plan for projects that require significant capital investment and is intended to serve as an official statement of public policy regarding long-range physical development within the Redevelopment Area.

The Administration is recommending the proposed FY 2023 RDA Capital Budget and CIP for FY 2023-2027 following a comprehensive review, ensuring the CIP accurately reflects all projects,

budgets, funding sources, and commitments, for adoption by the chairperson and members of the Miami Beach RDA.

ANALYSIS

The FY 2023-2027 RDA CIP specifies and describes the capital project plan and presents a five-year prioritization strategy.

The CIP has been updated to include additional funding sources that have become available, changes in project timing, and other adjustments to ongoing projects. Certain adjustments have been made to reflect projects that have been reconfigured, re-titled, combined with or separated from other projects and/or project groupings. These adjustments have no fiscal or monetary impact and are a result of a comprehensive review of the program.

Capital funding priorities were discussed during FERC Budget Briefings, held on July 15, 2022 and July 22, 2022. The City Manager (Executive Director of the RDA), Assistant City Managers, the Office of CIP Director, other department directors and staff discussed specific projects and responded to the FERC Committee questions.

During the FERC Budget Briefings, staff presented a preliminary list of unfunded projects requesting funding, including projects the Administration proposed for funding, subject to the availability of funds. Based on the FERC direction, a summary of projects, recommended for funding in the FY 2023 RDA Capital Budget is presented below (sorted by funding source).

2015A RDA Bond Fund (Fund 309)

- Convention Center Park (Screen Enclosures) $1,197,000
- MBCC Cooling Tower Overhaul $ 300,000
- MBCC Renovation Punch List Items $ 501,000
- TOTAL: $1,998,000

RDA Anchor Garage (Fund 463)

- 16th Street Parking Garage Ventilation Fan Replacements in Mechanical Rooms $ 52,000
- 16th Street Parking Garage Elevator Lobby Refurbishment $ 37,000
- 16th Street Parking Garage Custodial & Storage Area Across from Office $ 43,000
- 16th Street Garage Building Joint Replacement $ 36,000
- 16th Street Garage Plumbing System Update $ 75,000
- TOTAL: $243,000

RDA Penn Garage Fund (Fund 467)

- Penn Garage-Fire Alarm System $ 35,000
- Penn Garage-Fire Pump Replacement $100,000
- Penn Garage-Fire Sprinkler Renewal $300,000
- TOTAL: $435,000

SUPPORTING SURVEY DATA

N/A

FINANCIAL INFORMATION

N/A

CONCLUSION

The Administration recommends adoption of the attached Resolution, which establishes the Capital Budget for the RDA for FY 2023 and the Capital Improvement Plan for FY 2023-2027.

Applicable Area

Citywide

Is this a "Residents Right to Know" item, pursuant to City Code Section 2-14?	Does this item utilize G.O. Bond Funds?
Yes	No

Strategic Connection

Organizational Innovation - Ensure strong fiscal stewardship.

Legislative Tracking

Economic Development

ATTACHMENTS:

Description

- FY 2023-2027 CIP Funding Summary (RDA)

WHEREAS, the 2000 Storm Water Bond, 2011 Storm Water Bond, 2015 Storm Water Bond and 2017 Storm Water Bond Funds each have remaining available balances. In order to utilize the remaining dollars within these funds, which are not currently designated for any specific use, it is recommended that the Mayor and City Commission approve the use of all remaining and future funds for the City's storm water needs; and

WHEREAS, the 1997 Parking Revenue Bond and 2010 Parking Revenue Bond Funds each have remaining available balances. In order to utilize the remaining dollars within these funds, which are not currently designated for any specific use, it is recommended that the Mayor and City Commission approve the use of all remaining and future funds for parking projects; and

WHEREAS, the proposed sources of funding for the final FY 2023 Capital Budget are included in Attachment "A", and the projects to be adopted in the final FY 2023 Capital Budget and the five-year CIP are included in Attachment "B."

NOW, THEREFORE, BE IT RESOLVED BY THE MAYOR AND CITY COMMISSION OF THE CITY OF MIAMI BEACH, FLORIDA, that the Mayor and City Commission hereby adopt the final Capital Improvement Plan (CIP) for FY 2023 through 2027 and adopt the City of Miami Beach's final Capital Budget for FY 2023, as set forth in Attachments "A" and "B".

PASSED AND ADOPTED this 28th day of September 2022.

ATTEST:

Dan Gelber, Mayor

Rafael E. Granado, City Clerk

SEP 29 2022

APPROVED AS TO FORM AND LANGUAGE AND FOR EXECUTION

Nick Kallegos 9/20/2022

for City Attorney NK Date

STATE OF FLORIDA
COUNTY OF MIAMI-DADE

I, RAFAEL E. GRANADO, City Clerk of the City of Miami Beach, Florida, do hereby certify that the above and foregoing is a true and correct copy of the original thereof on file in this office.

WITNESS my hand and seal of said City this 29 day of Sept, 2022.

Rafael E. Granado
City Clerk of the City of Miami Beach, Florida

SEP 29 2022

MIAMIBEACH

CITY OF MIAMI BEACH
FY 2023 - 2027 RDA CAPITAL IMPROVEMENT PLAN BY FUNDING SUMMARY

ATTACHMENT A

PROJECT	PROJECT NAME	Previous Years	FY 2023	FY 2024	FY 2025	FY 2026	FY 2027	Future	Total
164 RDA CITY CENTER RENEWAL & REPL									
29300	LINCOLN RD LENOX-COLLINS W/SIDE ST.	20,000,000	-	-	-	-	-	-	20,000,000
64819	COLONY THEATER - FIRE ALARM SYSTEM	78,000	-	-	-	-	-	-	78,000
66120	LINCOLN RD STONE RESTORATION	214,619	-	-	-	-	-	-	214,619
	Fund Total:	**20,292,619**	-	-	-	-	-	-	**20,292,619**
165 NON - TIF RDA FUND									
20197	CITY CENTER RESILIENCY ENHANCEMENTS	1,000,000	-	-	-	-	-	-	1,000,000
20200	TRANSPORTATION CAPITAL INITIATIVE	8,000,000	-	-	-	-	-	-	8,000,000
66120	LINCOLN RD STONE RESTORATION	153,381	-	-	-	-	-	-	153,381
	Fund Total:	**9,153,381**	-	-	-	-	-	-	**9,153,381**
309 RDA SERIES 2015A									
23023	MBCC COOLING TOWER OVERHAUL	-	300,000	-	-	-	-	-	300,000
23123	MBCC RENOVATION PUNCH LIST ITEMS	-	501,000	-	-	-	-	-	501,000
28160	CONVENTION CENTER RENOVATION	268,602,420	-	-	-	-	-	-	268,602,420
28170	CONVENTION CENTER PARK	7,750,000	1,197,000	-	-	-	-	-	8,947,000
28180	CONVENTION CENTER - CARL FISHER	3,997,580	-	-	-	-	-	-	3,997,580
29310	CONVENTION CNTR LINCN RD CONNECTOR	10,000,000	-	-	-	-	-	-	10,000,000
29320	17TH STREET NORTH IMPROVEMENTS	2,000,000	-	-	-	-	-	-	2,000,000
	Fund Total:	**292,350,000**	**1,998,000**	-	-	-	-	-	**294,348,000**
365 CITY CENTER RDA CAP FUND									
23270	CITY CENTER COMMERCIAL DISTRICT BPB	13,539,610	-	-	-	-	-	-	13,539,610
23360	WEST AVE/BAY RD NEIGH.	750,000	-	-	-	-	-	-	750,000
25650	CITYWIDE CURB RAMP INSTALLATION	1,500	-	-	-	-	-	-	1,500
25980	BASS MUSEUM GENERATOR	117,816	-	-	-	-	-	-	117,816
27070	BEACHWALK LIGHTING RETRO	665,625	-	-	-	-	-	-	665,625
27600	SEAWALL-BOTANICAL GARDEN	1,208,662	-	-	-	-	-	-	1,208,662
27780	MIAMI CITY BALLET WINDOWS	126,799	-	-	-	-	-	-	126,799
28010	COLLINS PARK PARKING GARAGE	25,521,271	-	-	-	-	-	-	25,521,271
28160	CONVENTION CENTER RENOVATION	21,114,221	-	-	-	-	-	-	21,114,221
28180	CONVENTION CENTER - CARL FISHER	265,320	-	-	-	-	-	-	265,320
29300	LINCOLN RD LENOX-COLLINS W/SIDE ST.	20,000,000	-	-	-	-	-	-	20,000,000
29500	COLLINS CANAL ENHANCEMENT PROJECT	2,999,999	-	-	-	-	-	-	2,999,999
29530	COLLINS PARK ANCILLARY IMPROVEMENTS	4,000,000	-	-	-	-	-	-	4,000,000
29880	LINCOLN RD MALL ADA PEDESTRIAN	87,500	-	-	-	-	-	-	87,500
	Fund Total:	**90,398,323**	-	-	-	-	-	-	**90,398,323**

MIAMIBEACH

CITY OF MIAMI BEACH
FY 2023 - 2027 RDA CAPITAL IMPROVEMENT PLAN BY FUNDING SUMMARY

ATTACHMENT A

PROJECT	PROJECT NAME	Previous Years	FY 2023	FY 2024	FY 2025	FY 2026	FY 2027	Future	Total
463 RDA- GARAGE FUND									
20022	16TH ST.GARAGE-JOINT REPLACEMENT	200,000	-	-	-	-	-	-	200,000
20200	TRANSPORTATION CAPITAL INITIATIVE	7,000,000	-	-	-	-	-	-	7,000,000
21124	16TH ST GARAGE-EXTERIOR RENEWAL	-	-	400,000	-	-	-	-	400,000
26100	GARAGE SECURITY CAMERA SYSTEM	250,000	-	-	-	-	-	-	250,000
28010	COLLINS PARK PARKING GARAGE	2,069,000	-	-	-	-	-	-	2,069,000
28160	CONVENTION CENTER RENOVATION	7,000,000	-	-	-	-	-	-	7,000,000
60023	16TH ST GARAGE-PLUMBING SYSTEM UPD.	-	75,000	-	-	-	-	-	75,000
60190	ANCHOR GARAGE ELEVATOR REPLACEMENT	357,995	-	-	-	-	-	-	357,995
60324	16TH STREET GARAGE-GENERATOR	-	-	250,000	-	-	-	-	250,000
61718	16TH STREET GARAGE FIRE SPRINKLER	1,444,000	-	-	-	-	-	-	1,444,000
61818	16TH STREET GARAGE STAIRWAYS	81,200	-	-	-	-	-	-	81,200
62422	16TH STREET GARAGE HVAC RENEWAL	54,000	-	-	-	-	-	-	54,000
62525	16TH ST. PARKING GARAGE HM DOORS RE	-	-	-	79,300	-	-	-	79,300
62721	16TH STREET GARAGE-OFFICE/RESTROOM	30,000	-	-	-	-	-	-	30,000
62821	16TH STREET GARAGE-ROOF TOP RENEWAL	34,000	-	-	-	-	-	-	34,000
64224	16TH ST. PARKING GARAGE AC CONDENS.	-	-	87,840	-	-	-	-	87,840
64324	16TH ST. PARKING GARAGE ROOFTOP AI	-	-	96,768	-	-	-	-	96,768
65019	16TH STREET GARAGE (ANCHOR) - PAINT	100,000	-	-	-	-	-	-	100,000
65228	16TH ST. PARKING GARAGE GENERATOR	-	-	-	-	274,500	-	-	274,500
65328	16TH ST. PARKING GARAGE EXIT SIGNS	-	-	-	-	-	87,840	-	87,840
65521	16TH STREET CANVAS AWNING RENEWAL	56,560	-	-	-	-	-	-	56,560
66918	ANCHOR GAR.-FIRE ALARM REPLACEMENT	221,000	-	-	-	-	-	-	221,000
67018	ANCHOR GARAGE-STAIRWELL DOORS	27,000	-	-	-	-	-	-	27,000
67118	ANCHOR - INTERIOR FLOOR DRAINAGE	30,000	-	-	-	-	-	-	30,000
67922	16TH ST. GRG.-EXT. PAINT & WATERPRF	550,000	-	-	-	-	-	-	550,000
68323	16TH ST. PARKING GARAGE REPLACEMENT	-	52,000	-	-	-	-	-	52,000
68423	16TH ST. PARKING GARAGE ELEVATOR	-	37,000	-	-	-	-	-	37,000
68523	16TH ST. PARKING GARAGE STORAGE	-	43,000	-	-	-	-	-	43,000
68623	16 ST. GARAGE BUILDING JOINT REPLAC	-	36,000	-	-	-	-	-	36,000
60129	16TH ST. PARKING GARAGE GENERAL PAI	-	-	-	-	-	-	183,000	183,000
60229	16TH ST. PARKING GARAGE PIPE BOLLAR	-	-	-	-	-	-	176,960	176,960
60329	16TH ST. PARKING GARAGE ROOF TOP LI	-	-	-	-	-	-	97,600	97,600
60429	16TH ST. PARKING GARAGE VEHICLE RES	-	-	-	-	-	-	172,020	172,020
65028	16TH ST. PARKING GARAGE ELECTRICAL	-	-	-	-	-	-	244,000	244,000
65128	16TH ST. PARKING GARAGE ELECTRICAL	-	-	-	-	-	-	306,220	306,220
	Fund Total:	19,504,755	243,000	834,608	79,300	274,500	87,840	1,179,800	22,203,803

MIAMIBEACH

CITY OF MIAMI BEACH
FY 2023 - 2027 RDA CAPITAL IMPROVEMENT PLAN BY FUNDING SUMMARY

ATTACHMENT A

PROJECT	PROJECT NAME	Previous Years	FY 2023	FY 2024	FY 2025	FY 2026	FY 2027	Future	Total
465 RDA-ANCHOR SHOPS FUND									
20200	TRANSPORTATION CAPITAL INITIATIVE	6,000,000	-	-	-	-	-	-	6,000,000
28160	CONVENTION CENTER RENOVATION	5,900,000	-	-	-	-	-	-	5,900,000
	Fund Total:	**11,900,000**	-	-	-	-	-	-	**11,900,000**
467 PENN GARAGE FUND									
26100	GARAGE SECURITY CAMERA SYSTEM	233,000	-	-	-	-	-	-	233,000
60025	PENN GARAGE-ROOFTOP-STAIRS ELEVATOR	-	-	-	-	-	40,000	-	40,000
60524	PENN GARAGE-PLUMBING SYSTEM UPDATE	-	-	-	-	75,000	-	-	75,000
60823	PENN GARAGE-FIRE SPRINKLER RENEWAL	-	300,000	-	-	-	-	-	300,000
60923	PENN GARAGE-FIRE PUMP REPLACEMENT	-	100,000	-	-	-	-	-	100,000
61023	PENN GARAGE-FIRE ALARM SYSTEM	-	35,000	-	-	-	-	-	35,000
63021	PENN GARAGE-HVAC RENEWAL	105,000	-	-	-	-	-	35,000	140,000
63121	PENN GARAGE-TRAFFIC COATING-RETAIL	80,000	-	-	-	-	-	-	80,000
64319	PENN GARAGE - NEW LIGHTING DISPLAY	353,000	-	-	-	-	-	-	353,000
67218	PENN GRGE-SEALING OF SUPERSTRUCTURE	25,000	-	-	-	-	-	-	25,000
20025	PENN GARAGE-ELEVATOR RENEWAL	-	-	-	-	-	-	500,000	500,000
60424	PENN GARAGE-GENERATOR RENEWAL	-	-	-	-	-	-	200,000	200,000
60529	PENN GARAGE DOMESTIC WATER DISTRIBU	-	-	-	-	-	-	183,000	183,000
60629	PENN GARAGE EXIST SIGNS AND EMERGEN	-	-	-	-	-	-	183,000	183,000
60729	PENN GARAGE FIRE SPRINKLER RENEWAL	-	-	-	-	-	-	2,074,000	2,074,000
60829	PENN GARAGE GENERATOR UPGRADE	-	-	-	-	-	-	481,600	481,600
	Fund Total:	**796,000**	**435,000**	-	-	**75,000**	**40,000**	**3,656,600**	**5,002,600**
	Grand Total:	**444,395,078**	**2,676,000**	**834,608**	**79,300**	**349,500**	**127,840**	**4,836,400**	**453,298,726**